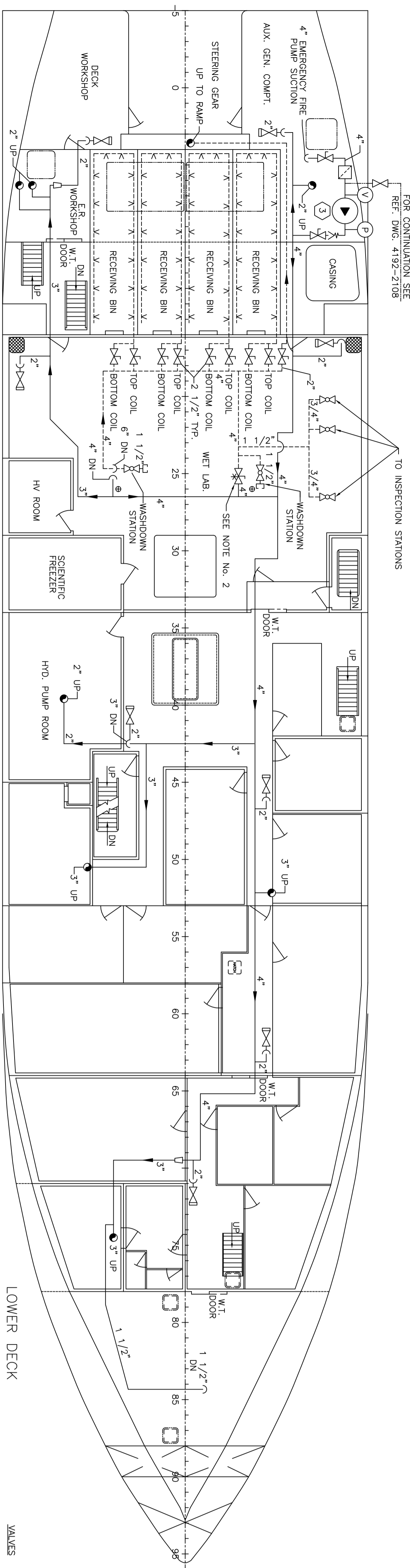
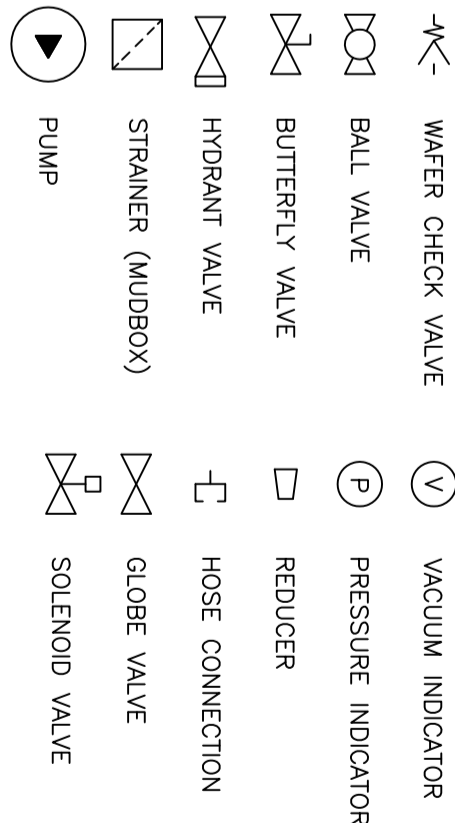


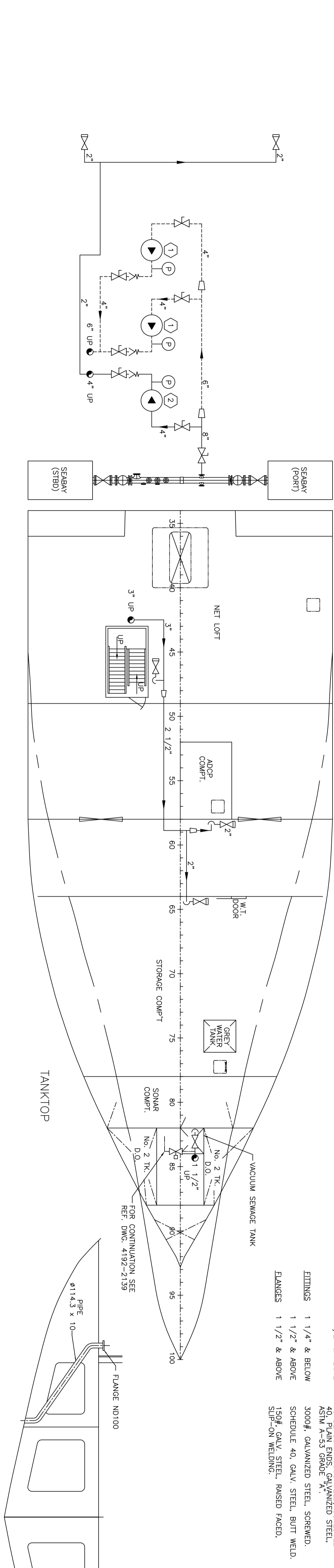
EQUIPMENT LIST			
ITEM NO.	DESCRIPTION	PERFORMANCE DATA	TYPE
1	PROCESSING WATER PUMP	80.0m ³ /HR @ 4 BAR	TYPE: ALWATER NB-50-160/153-USD
2	FIRE PUMP	60.0m ³ /HR @ 6 BAR	TYPE: ALWATER NB-50-200/178-USD
3	EMERGENCY FIRE PUMP	60.0m ³ /HR @ 6 BAR	TYPE: ALWATER NB-50-200/178-USD

SYMBOLS



MATERIAL SPECIFICATION

	VALUES
	1 / 4" & BELOW PLANGED, ALL BRONZE CONSTRUCTION TO BE ANSI 150F.
	1 / 2" & ABOVE TO BE ANSI 150F., ALL BRONZE BOLTED WITH RISING STEEL BOLTED
PILING	1 / 4" & BELOW TO BE CONTINUOUS WELD, SCHEDULE 40, PLAIN ENDS, GALVANIZED STEEL, ASTM A-53 GRADE "A".
	1 / 2" & ABOVE TO BE CONTINUOUS WELD, SCHEDULE 40, PLAIN ENDS, GALVANIZED STEEL, ASTM A-53 GRADE "A".
FITTINGS	1 / 4" & BELOW 3000#, GALVANIZED STEEL, SCREWED.
	1 / 2" & ABOVE SCHEDULE 40, GALV. STEEL, BUTT WELD.
FLANGES	1 / 2" & ABOVE 150#, GALV. STEEL, RAISED FACE, SLIP-ON WELDING.



ENGINE ROOM

SECTION FR. 4-5
DETAIL 1-4B

SUCTION PIPE FOR EMERGENCY FIRE PUMP
IN AUXILIARY COMPARTMENT

1. STRIVEN TO COMPLY WITH D.N.V. AND C.S.I. RULES AND REGULATIONS.
2. VALVES MARKED THIS * TO HAVE A WARNING SIGN AFFIXED ADJACENT TO VALVE WITH THE FOLLOWING INSCRIPTION:

WARNING
IN CASE OF FIRE THIS
VALVE TO BE CLOSED
3. VALVES MARKED THIS ** TO HAVE A WARNING SIGN AFFIXED ADJACENT TO VALVE WITH THE FOLLOWING INSCRIPTION:

WARNING
THIS VALVE TO BE
CLOSED AFTER USE
4. ADEQUATE PRANAGE TO BE PROVIDED FOR FIREMAN, DRINK POINTS TO BE DETERMINED ON PIPING ARRANGEMENT.
5. INTERNATIONAL SHORE CONNECTION TO BE PROVIDED.
6. FIREMAN EXPOSED TO WEATHER SHALL BE ADEQUATELY HEAT TRACED AND INSULATED.
7. ALL SPIING INSIDE RECEIVING BINS TO BE 3/4 INCH STAINLESS STEEL.

[illegible]

DATE	08
DWG. ISSUE	11
I.D.O.	31
OWNERS	6
OWNERS REP	
CLASS SOCIETY	
SUPPLYOR	
NAT AUTHORITY	
O. CONTROL	
LOFT	
PLANNING	
PROD.MR	
SHIP BLDG	
STEEL SUPPLY	
ENG. SUPPLY	
OUTFIT SUPPLY	
ELECT. SUPPLY	
PURCHASING	

[illegible]

DRG. NO.	REFERENCE DRAWINGS
44192-21.36	TITLE
44192-21.39	SERVICE SYSTEM DIAGRAM
44192-21.19	BULB AND BALLAST DIAGRAM
44192-21.08	START/SERVICE AIR DIAGRAM

FIRE & WASHDECK DIAGRAM				
APPROVALS	SCALE	NTS	DRAWING NO.	
OWNERS 10.5.94	DRAWN	C.B.	4192-2121	
CLASS A/UTH 29.4.94	DATE	18/3/94		
CLASS 50 27.8.94	CHK'D			
OTHER	DATE		SHT. 1 OF 2	REV. AF