

**RETURN BIDS TO:  
RETOURNER LES SOUMISSIONS À:**

**Bid Receiving - PWGSC / Réception des  
soumissions - TPSGC**  
**11 Laurier St. / 11, rue Laurier**  
**Place du Portage, Phase III**  
**Core 0A1 / Noyau 0A1**  
**Gatineau, Québec K1A 0S5**  
**Bid Fax: (819) 997-9776**

**REQUEST FOR PROPOSAL  
DEMANDE DE PROPOSITION**

**Proposal To: Public Works and Government  
Services Canada**

We hereby offer to sell to Her Majesty the Queen in right of Canada, in accordance with the terms and conditions set out herein, referred to herein or attached hereto, the goods, services, and construction listed herein and on any attached sheets at the price(s) set out therefor.

**Proposition aux: Travaux Publics et Services  
Gouvernementaux Canada**

Nous offrons par la présente de vendre à Sa Majesté la Reine du chef du Canada, aux conditions énoncées ou incluses par référence dans la présente et aux annexes ci-jointes, les biens, services et construction énumérés ici sur toute feuille ci-annexée, au(x) prix indiqué(s).

**Comments - Commentaires**

<b>Title - Sujet</b> TRUCKS, DUMP, CLASS 8, HEAVY	
<b>Solicitation No. - N° de l'invitation</b> W8476-134004/A	<b>Date</b> 2012-11-22
<b>Client Reference No. - N° de référence du client</b> W8476-134004	
<b>GETS Reference No. - N° de référence de SEAG</b> PW-\$\$HP-539-61601	
<b>File No. - N° de dossier</b> hp539.W8476-134004	<b>CCC No./N° CCC - FMS No./N° VME</b>
<b>Solicitation Closes - L'invitation prend fin at - à 02:00 PM on - le 2013-01-08</b>	<b>Time Zone Fuseau horaire</b> Eastern Standard Time EST
<b>F.O.B. - F.A.B.</b> Specified Herein - Précisé dans les présentes <b>Plant-Usine:</b> <input type="checkbox"/> <b>Destination:</b> <input type="checkbox"/> <b>Other-Autre:</b> <input checked="" type="checkbox"/>	
<b>Address Enquiries to: - Adresser toutes questions à:</b> Cafferty, Kathy	<b>Buyer Id - Id de l'acheteur</b> hp539
<b>Telephone No. - N° de téléphone</b> (819) 956-5917 ( )	<b>FAX No. - N° de FAX</b> ( ) -
<b>Destination - of Goods, Services, and Construction: Destination - des biens, services et construction:</b>  Specified Herein Précisé dans les présentes	

**Instructions: See Herein**

**Instructions: Voir aux présentes**

**Vendor/Firm Name and Address**

**Raison sociale et adresse du  
fournisseur/de l'entrepreneur**

**Issuing Office - Bureau de distribution**

**Vehicles & Industrial Products Division**  
**11 Laurier St./11, rue Laurier**  
**7A2, Place du Portage, Phase III**  
**Gatineau, Québec K1A 0S5**

<b>Delivery Required - Livraison exigée</b> See Herein	<b>Delivery Offered - Livraison proposée</b>
<b>Vendor/Firm Name and Address</b> <b>Raison sociale et adresse du fournisseur/de l'entrepreneur</b>          <b>Telephone No. - N° de téléphone</b> <b>Facsimile No. - N° de télécopieur</b>	
<b>Name and title of person authorized to sign on behalf of Vendor/Firm (type or print)</b> <b>Nom et titre de la personne autorisée à signer au nom du fournisseur/ de l'entrepreneur (taper ou écrire en caractères d'imprimerie)</b>          <b>Signature</b>          <b>Date</b>	

---

## **TABLE OF CONTENTS**

### **PART 1 - GENERAL INFORMATION**

1. Security Requirement
2. Requirement
3. Debriefings
4. Interpretation

### **PART 2 - BIDDER INSTRUCTIONS**

1. Standard Instructions, Clauses and Conditions
2. Submission of Bids
3. Enquiries - Bid Solicitation
4. Applicable Laws
5. Improvement of Requirement During Solicitation Period

### **PART 3 - BID PREPARATION INSTRUCTIONS**

1. Bid Preparation Instructions
2. Section I: Technical Bid
3. Section II: Financial Bid
4. Section III: Certifications and Additional Information

### **PART 4 - EVALUATION PROCEDURES AND BASIS OF SELECTION**

1. Evaluation Procedures
2. Technical Evaluation
3. Financial Evaluation
4. Basis of Selection

### **PART 5 - CERTIFICATIONS**

1. Mandatory Certifications Required Precedent to Contract Award
2. Additional Certifications Precedent to Contract Award

### **PART 6 - RESULTING CONTRACT CLAUSES**

1. Security Requirement
2. Requirement
3. Standard Clauses and Conditions
4. Term of Contract

5. Authorities
6. Payment
7. Invoicing Instructions
8. Certifications
9. Applicable Laws
10. Priority of Documents
11. SACC Manual Clauses
12. Inspection and Acceptance
13. Preparation for Delivery
14. Shipping Instructions - Delivery at Destination
15. Shipping Instructions (DND) - Canadian-based Contractor
16. Shipping Instructions (DND) - Foreign-based Contractors
17. Release Documents - Distribution
18. Post-Contract Award Meeting/Pre-Production Meeting
19. Progress Reports
20. Tools and Loose Equipment
21. Spare Part Availability
22. Material
23. Design Changes
24. Interchangeability
25. Packaging
26. Service at Delivery

## **Attachments**

Annex "A" - Pricing

Annex "B" - Purchase Description - Class 8 Heavy Trucks dated 16 November 2012

Appendix 1 - Technical Information Questionnaires

---

## PART 1 - GENERAL INFORMATION

### 1. Security Requirement

There is no security requirement associated with this requirement.

### 2. Requirement

Canada is seeking proposals to procure:

- 2.1 Qty 11, **TRUCK, DUMP, CLASS 8, HEAVY**, and related items as described in Annex "A" - Pricing and in accordance with Annex "B" - Purchase Description - Class 8 Heavy Trucks dated 16 November 2012.
- 2.2 Irrevocable options identified in Annex "A" - Pricing.
  - 2.2.1 The options may only be exercised by the Contracting Authority and will be evidenced, for administrative purposes only, through a contract amendment.
  - 2.2.2 The options may be exercised in whole or in part and on more than one occasion at the sole discretion of Canada, up to the maximum quantity identified in Annex "A" - Pricing.
  - 2.2.3 The options may be exercised within **twelve (12) months** after contract award.

### 3. Debriefings

After contract award, bidders may request a debriefing on the results of the bid solicitation. Bidders should make the request to the Contracting Authority within 15 working days of receipt of notification that their bid was unsuccessful. The debriefing may be provided in writing, by telephone or in person.

### 4. Interpretation

The mandatory requirements stated in this Request for Proposal use the words "shall" or "must" or "mandatory". Proposals not meeting all of the mandatory requirements will be given no further consideration.

---

## PART 2 - BIDDER INSTRUCTIONS

### 1. Standard Instructions, Clauses and Conditions

All instructions, clauses and conditions identified in the bid solicitation by number, date and title are set out in the Standard Acquisition Clauses and Conditions (<http://ccua-sacc.tpsgc-pwgsc.gc.ca/pub/acho-eng.jsp>) Manual issued by Public Works and Government Services Canada.

Bidders who submit a bid agree to be bound by the instructions, clauses and conditions of the bid solicitation and accept the clauses and conditions of the resulting contract.

The **2003 (2012-11-19) Standard Instructions - Goods or Services - Competitive Requirements**, are incorporated by reference into and form part of the bid solicitation.

Subsection **5.4 of 2003**, Standard Instructions - Goods or Services - Competitive Requirements, is amended as follows:

**Delete:** sixty (60) days

**Insert:** ninety (90) days

### 2. Submission of Bids

Bids must be submitted only to Public Works and Government Services Canada (PWGSC) Bid Receiving Unit by the date, time and place indicated on page 1 of the bid solicitation.

### 3. Enquiries - Bid Solicitation

All enquiries must be submitted to the Contracting Authority no later than **seven (7) calendar days** before the bid closing date. Enquiries received after that time may not be answered.

Bidders should reference as accurately as possible the numbered item of the bid solicitation to which the enquiry relates. Care should be taken by bidders to explain each question in sufficient detail in order to enable Canada to provide an accurate answer. Technical enquiries that are of a "proprietary" nature must be clearly marked "proprietary" at each relevant item. Items identified as proprietary will be treated as such except where Canada determines that the enquiry is not of a proprietary nature. Canada may edit the questions or may request that the Bidder do so, so that the proprietary nature of the question is eliminated, and the enquiry can be answered with copies to all bidders. Enquiries not submitted in a form that can be distributed to all bidders may not be answered by Canada.

---

#### 4. Applicable Laws

Any resulting contract must be interpreted and governed, and the relations between the parties determined, by the laws in force in *Ontario*.

Bidders may, at their discretion, substitute the applicable laws of a Canadian province or territory of their choice without affecting the validity of their bid, by deleting the name of the Canadian province or territory specified and inserting the name of the Canadian province or territory of their choice. If no change is made, it acknowledges that the applicable laws specified are acceptable to the bidders.

#### 5. Improvement of Requirement During Solicitation Period

Should bidders consider that the specifications, Statement of Work or Purchase Description contained in the bid solicitation could be improved technically or technologically, bidders are invited to make suggestions, in writing, to the Contracting Authority named in the bid solicitation. Bidders must clearly outline the suggested improvement as well as the reason for the suggestion. Suggestions that do not restrict the level of competition nor favour a particular bidder will be given consideration provided they are submitted to the Contracting Authority at least **seven (7) days** before the bid closing date. Canada will have the right to accept or reject any or all suggestions.

## **PART 3 - BID PREPARATION INSTRUCTIONS**

### **1. Bid Preparation Instructions**

Canada requests that bidders provide their bid in separately bound sections as follows:

Section I: Technical Bid ( 2 hard copies);

Section II: Financial Bid ( 1 hard copy);

Section III: Certifications and Additional Information (2 hard copies).

Canada requests that bidders follow the format instructions described below in the preparation of their bid:

- (a) use 8.5 x 11 inch (216 mm x 279 mm) paper;
- (b) use a numbering system that corresponds to the bid solicitation;

In April 2006, Canada issued a policy directing federal departments and agencies to take the necessary steps to incorporate environmental considerations into the procurement process Policy on Green Procurement

(<http://www.tpsgc-pwgsc.gc.ca/ecologisation-greening/achats-procurement/politique-policy-eng.html>). To assist Canada in reaching its objectives, bidders should:

- 1) use paper containing fibre certified as originating from a sustainably-managed forest and containing minimum 30% recycled content; and
- 2) use an environmentally-preferable format including black and white printing instead of colour printing, printing double sided/duplex, using staples or clips instead of cerlox, duotangs or binders.

### **2. Section I: Technical Bid**

In their technical bid, bidders should explain and demonstrate how they propose to meet the requirements and how they will carry out the Work.

Bidders must complete and submit by the bid closing date and time the following;

- 1) Appendix “1” - Technical Information Questionnaires.

## 2.1 Substitutes and Alternatives

Bidders may propose substitutes and alternatives where "**shall**<sup>(E)</sup>" is indicated in the technical requirement description (Purchase Description/Statement of Requirement/Statement of Work).

2.1.1 Substitutes and alternatives that are equivalent in form, fit, function and performance will be considered for acceptance by the Technical Authority where the Bidder:

- (a) Clearly identifies a substitute and/or an alternative;
- (b) Designates the brand name, model and/or part number of the substitute and/or of the product, where applicable;
- (c) States that the substitute product is fully interchangeable with the item specified in the technical requirement description;
- (d) Provides complete specifications and brochures, where applicable;
- (e) Provides compliance statements that include technical details showing the substitute and/or the alternative meet all technical requirements specified in the technical requirement description; and
- (f) Clearly identifies those areas in the technical requirement description and in the brochures that support the substitute and/or the alternative compliance with the technical requirements.

2.1.2 Substitutes and alternatives offered as equivalent in form, fit, function and performance will not be considered for acceptance by the Technical Authority if:

- (a) The bid fails to provide all of the information requested to allow the Technical Authority to fully evaluate the evaluate the equivalency; or
- (b) The substitute and/or the alternative fail to meet or fail to exceed the technical requirements specified in the technical requirement description.

2.1.3 In conducting the evaluation of bids, Canada may, but will have no obligation to request the bidder offering a substitute and/or an alternative, to provide a copy of the alternative standard and to demonstrate, at the bidder's sole cost, that it is equivalent to the technical requirement.

## 3. Section II: Financial Bid



Bidders must submit their prices in Annex “A” - Pricing in accordance with the Basis of Payment described in **Part 6 - RESULTING CONTRACT CLAUSES**, at **Clause 6.1 Basis of Payment**.

### **3.1 Exchange Rate Fluctuation**

- 3.1.1 Unless otherwise specified in the bid solicitation, **bids must be in Canadian currency.**
- 3.1.2 Bidders may request Canada to assume the risk for exchange rate fluctuation. This request must be specifically made at time of bidding.
- 3.1.3 The foreign currency component is defined as the element of the price that will be directly affected by exchange rate fluctuations. It could include the net price FOB foreign manufacturer's plant, costs associated with applicable duty, excise tax, Goods and Services Tax or Harmonized Sales Tax, if applicable, entry fees, transportation costs or delivery charges payable in a foreign currency, and any other charges associated with being the importer of record if they originated from and are required to be paid in a foreign currency.
- 3.1.4 The foreign value of the foreign currency component of the bid or negotiated price must be provided before contract award. Form PWGSC-TPSGC 9411, Claim for Exchange Rate Adjustments, may be used for this purpose. If milestone payments are proposed, it is recommended to indicate on the above form the foreign currency component associated with each milestone event.
- 3.1.5 All bids are evaluated in Canadian currency. Therefore, for evaluation purposes, the noon rate quoted by the Bank of Canada as being in effect on date of bid closing, or such other date as may be specified in the bid solicitation, will be applied as the initial conversion factor for the specified currency. (Column 3 of the above form will be completed by the Contracting Authority.)
- 3.1.6 **Rates proposed by bidders will not be accepted for the purposes of this exchange rate adjustment provision.**
- 3.1.7 If there are two (2) identical bids, and provided that the bid selected would still be considered the most advantageous to Canada, preference will be given to the Bidder who assumes all or part of the exchange rate adjustment risk over a bidder who does not assume any of this risk. Furthermore, preference will be given to the Bidder who assumes all of the exchange rate adjustment risk over a bidder who assumes only part of this risk.

3.1.8 Canada will pay the exchange rate adjustment amount in Canadian currency using the prevailing noon rate on the date of payment by Canada or, as applicable, in accordance with clause C3015C.

#### 4. Section III: Certifications and Additional Information

Bidders must submit the certifications required under **PART 5 - CERTIFICATIONS**.

##### 4.1 Additional Information

Canada requests that bidders submit the following information:

##### 4.1.1 Delivery

###### 4.1.1.1 Firm Quantity

While delivery of the vehicle(s) is requested by 15 May 2013, the best delivery that can be offered is as follows:

Item 001 – Qty 1, **TRUCK, DUMP, CLASS 8, HEAVY, CONFIGURATION A** and related items will be delivered within \_\_\_\_\_ calendar days from the effective date of the contract.

Item 002A – Qty 1, **TRUCK, DUMP, CLASS 8, HEAVY, CONFIGURATION B** and related items will be delivered within \_\_\_\_\_ calendar days from the effective date of the contract.

Item 002B - Qty 2, **TRUCK, DUMP, CLASS 8, HEAVY, CONFIGURATION B** and related items will be delivered within \_\_\_\_\_ calendar days from the effective date of the contract.

Item 002C - Qty 1, **TRUCK, DUMP, CLASS 8, HEAVY, CONFIGURATION B** and related items will be delivered within \_\_\_\_\_ calendar days from the effective date of the contract.

Item 003 - Qty 2, **TRUCK, DUMP, CLASS 8, HEAVY, CONFIGURATION C** and related items will be delivered within \_\_\_\_\_ calendar days from the effective date of the contract.

Item 004 - Qty 2, **TRUCK, DUMP, CLASS 8, HEAVY, CONFIGURATION D** and related items will be delivered within \_\_\_\_\_ calendar days from the effective date of the contract.

Item 005 - Qty 2, **TRUCK, DUMP, CLASS 8, HEAVY, CONFIGURATION E** and related items will be delivered within \_\_\_\_\_ calendar days from the effective date of the contract.

#### 4.1.1.2 Optional Quantity

If an option is exercised, the best delivery that can be offered is as follows:

Item 006 - Up to Qty 3 , **TRUCK, DUMP, CLASS 8, HEAVY, CONFIGURATION A** and related items will be delivered within \_\_\_\_\_ calendar days after an option is exercised.

Item 007 - Up to Qty 3 , **TRUCK, DUMP, CLASS 8, HEAVY, CONFIGURATION B** and related items will be delivered within \_\_\_\_\_ calendar days after an option is exercised.

Item 008 - Up to Qty 2 , **TRUCK, DUMP, CLASS 8, HEAVY, CONFIGURATION C** and related items will be delivered within \_\_\_\_\_ calendar days after an option is exercised.

Item 009 Up to Qty 1 , **TRUCK, DUMP, CLASS 8, HEAVY, CONFIGURATION D** and related items will be delivered within \_\_\_\_\_ calendar days after an option is exercised.

Item 010 Up to Qty 1 , **TRUCK, DUMP, CLASS 8, HEAVY, CONFIGURATION E** and related items will be delivered within \_\_\_\_\_ calendar days after an option is exercised.

#### 4.1.2 Manufacturer's Standard Warranty Period

Canada requests that the Bidder provide details of the manufacturer's standard warranty period for the vehicle/equipment and its component that exceeds the minimum warranty period of **twelve (12) months**.

---

## PART 4 - EVALUATION PROCEDURES AND BASIS OF SELECTION

### 1. Evaluation Procedures

- 1.1 Bids will be assessed in accordance with the entire requirement of the bid solicitation including the technical and financial evaluation criteria.
- 1.2 An evaluation team composed of representatives of Canada will evaluate the bids.

### 2. Technical Evaluation

- 2.1 The purpose of the technical evaluation is to determine if the goods and/or services offered meet all mandatory technical requirements outlined in the documents enumerated hereafter and as required in **Section I - Technical Bid of Part 3 - BID PREPARATION INSTRUCTIONS:**
  - Annex “B” - Purchase Description - Class 8 Heavy Trucks dated 16 November 2012; and
  - Appendix 1 - Technical Information Questionnaires.

### 3. Financial Evaluation

- 3.1 The purpose of the financial evaluation is to determine the aggregate price, based on the information submitted in Annex “A” - Pricing.
- 3.2 Aggregate Price Calculation

Bids will be evaluated on an aggregate price basis for the firm quantity and the optional quantity.
- 3.3 Any **Extended Warranty Period** offered will not be included in the financial evaluation and further negotiations may be required.

### 4. Basis of Selection

- 4.1 A bid must comply with the requirements of the bid solicitation and meet all mandatory requirements to be declared responsive. The responsive bid with the lowest evaluated aggregate price will be recommended for award of a contract.

---

## **PART 5 - CERTIFICATIONS**

Bidders must provide the required certifications and related documentation to be awarded a contract. Canada will declare a bid non-responsive if the required certifications and related documentation are not completed and submitted as requested.

Compliance with the certifications bidders provide to Canada is subject to verification by Canada during the bid evaluation period (before award of a contract) and after award of a contract. The Contracting Authority will have the right to ask for additional information to verify bidders' compliance with the certifications before award of a contract. The bid will be declared non-responsive if any certification made by the Bidder is untrue, whether made knowingly or unknowingly. Failure to comply with the certifications, to provide the related documentation or to comply with the request of the Contracting Authority for additional information will also render the bid non-responsive.

### **1. Mandatory Certifications Required Precedent to Contract Award**

#### **1.1 Code of Conduct and Certifications - Related documentation**

1.1.1 By submitting a bid, the Bidder certifies, for himself and his affiliates, to be in compliance with the Code of Conduct and Certifications clause of the Standard instructions. The related documentation hereinafter mentioned will help Canada in confirming that the certifications are true. By submitting a bid, the Bidder certifies that it is aware, and that its affiliates are aware, that Canada may request additional information, certifications, consent forms and other evidentiary elements proving identity or eligibility. Canada may also verify the information provided by the Bidder, including the information relating to the acts or convictions specified herein, through independent research, use of any government resources or by contacting third parties. Canada will declare non-responsive any bid in respect of which the information requested is missing or inaccurate, or in respect of which the information contained in the certifications is found to be untrue, in any respect, by Canada. The Bidder and any of the Bidder's affiliates, will also be required to remain free and clear of any acts or convictions specified herein during the period of any contract arising from this bid solicitation.

Bidders who are incorporated, including those bidding as a joint venture, must provide with their bid or promptly thereafter a complete list of names of all individuals who are currently directors of the Bidder. Bidders bidding as sole proprietorship, including those bidding as a joint venture, must provide the name of the owner with their bid or promptly thereafter. Bidders bidding as societies, firms, partnerships or associations of persons do not need to provide lists of names. If the required names have not been received by the time the evaluation

of bids is completed, Canada will inform the Bidder of a time frame within which to provide the information. Failure to comply will render the bid non-responsive. Providing the required names is a mandatory requirement for contract award.

Canada may, at any time, request that a Bidder provide properly completed and Signed Consent Forms (Consent to a Criminal Record Verification form-PWGSC-TPSGC 229)

(<http://www.tpsgc-pwgsc.gc.ca/app-acq/forms/formulaires-forms-eng.html>) for any or all individuals aforementioned within the time specified. Failure to provide such Consent Forms within the time period provided will result in the bid being declared non-responsive.

## **2. Additional Certifications Precedent to Contract Award**

The certifications listed below should be completed and submitted with the bid, but may be submitted afterwards. If any of these required certifications is not completed and submitted as requested, the Contracting Authority will so inform the Bidder and provide the Bidder with a time frame within which to meet the requirement. Failure to comply with the request of the Contracting Authority and meet the requirement within that time period will render the bid non-responsive.

### **2.1 Federal Contractors Program - \$200,000 or more**

1. The Federal Contractors Program (FCP) requires that some suppliers, including a supplier who is a member of a joint venture, bidding for federal government contracts, valued at \$200,000 or more (including all applicable taxes), make a formal commitment to implement employment equity. This is a condition precedent to contract award. If the Bidder, or, if the Bidder is a joint venture and if any member of the joint venture, is subject to the FCP, evidence of its commitment must be provided before the award of the Contract.

Suppliers who have been declared ineligible contractors by Human Resources and Skills Development Canada (HRSDC) are no longer eligible to receive government contracts over the threshold for solicitation of bids as set out in the Government Contracts Regulations. Suppliers may be declared ineligible contractors either as a result of a finding of non-compliance by HRSDC, or following their voluntary withdrawal from the FCP for a reason other than the reduction of their workforce to less than 100 employees. Any bids from ineligible contractors, including a bid from a joint venture that has a member who is an ineligible contractor, will be declared non-responsive.

- 
2. If the Bidder does not fall within the exceptions enumerated in 3.(a) or (b) below, or does not have a valid certificate number confirming its adherence to the FCP, the Bidder must fax (819-953-8768) a copy of the signed form LAB 1168, Certificate of Commitment to Implement Employment Equity, to the Labour Branch of HRSDC.
3. The Bidder, or, if the Bidder is a joint venture the member of the joint venture, certifies its status with the FCP, as follows:

The Bidder or the member of the joint venture

- (a)( ) is not subject to the FCP, having a workforce of less than 100 full-time or part-time permanent employees, and/or temporary employees having worked 12 weeks or more in Canada;
- (b)( ) is not subject to the FCP, being a regulated employer under the Employment Equity Act, S.C. 1995, c. 44;
- (c)( ) is subject to the requirements of the FCP, having a workforce of 100 or more full-time or part-time permanent employees, and/or temporary employees having worked 12 weeks or more in Canada, but has not previously obtained a certificate number from HRSDC (having not bid on requirements of \$200,000 or more), in which case a duly signed certificate of commitment is attached;
- (d)( ) is subject to the FCP, and has a valid certificate number as follows:  
\_\_\_\_\_ (e.g. has not been declared an ineligible contractor by HRSDC.)

Further information on the FCP is available on the HRSDC Web site.

[Http://www.hrsdc.gc.ca/eng/labour/equality/fcp/index.shtml](http://www.hrsdc.gc.ca/eng/labour/equality/fcp/index.shtml)

---

## PART 6 - RESULTING CONTRACT CLAUSES

### 1. Security Requirement

There is no security requirement associated with this requirement.

### 2. Requirement

- 2.1 The Contractor must deliver Qty 11, **TRUCK, CLASS 8, HEAVY, DUMP** and related items as described in Annex "A" - Pricing and in accordance with Annex "B" - Purchase Description - Class 8 Heavy Trucks dated 16 November 2012.
- 2.2 The Contractor grants to Canada irrevocable options identified in Annex "A" - Pricing.
- 2.2.1 The options may only be exercised by the Contracting Authority and will be evidenced, for administrative purposes only, through a contract amendment.
- 2.2.2 The options may be exercised in whole or in part and on more than one occasion at the sole discretion of Canada, up to the maximum quantity identified in Annex "A" - Pricing.
- 2.2.3 The options may be exercised within **twelve (12) months** after contract award.
- 2.3 Optional Extended Warranty Period (**if applicable**)

The Contractor grants to Canada the irrevocable option to extend the warranty period for an additional (to be inserted by PWGSC at time of contract award) months, under the same terms and conditions and at the price stated in the Contract at Annex "A" - pricing. The option may only be exercised by the Contracting Authority and will be evidenced, for administrative purposes only, through a contract amendment.

The Contracting Authority may exercise the option within ninety (90) calendar days after contract award and/or the exercising of an option by sending a written notice to the Contractor.

### 3. Standard Clauses and Conditions

All clauses and conditions identified in the Contract by number, date and title are set out in the Standard Acquisition Clauses and Conditions Manual (<http://sacc.pwgsc.gc.ca/sacc/index-e.jsp>) issued by Public Works and Government Services Canada.



### 3.1 General Conditions

**2010A (2012-11-19), General Conditions - Goods (Medium Complexity)**, apply to and form part of the Contract.

Section 09 entitled Warranty of general conditions 2010A is amended by deleting subsection 2 in its entirety and replacing it with the following:

The Contractor must pay the transportation cost associated with returning the Work or any part of the Work to the Contractor's plant for replacement, repair or making good. The Contractor must also pay the transportation cost associated with forwarding the replacement or returning the Work or part of the Work when rectified to the delivery point specified in the Contract or to another location as directed by Canada. If, in the opinion of Canada, it is not expedient to remove the Work from its location, the Contractor must carry out any necessary repair or making good of the Work at that location. In such cases, the Contractor will be responsible for all Costs (including travel and living expenses) incurred in so doing, Canada will not reimburse these Costs.

If action to effect repairs under warranty cannot be initiated within **two (2)** working days and completed within a reasonable length of time or if the Contractor has no repair facilities in the immediate vicinity (**within 100 kilometres**) of the specified delivery destinations (consignees), the Department of National Defence reserves the right to make such repairs and be reimbursed by the Contractor at the rate of **\$103.91** per hour for labour and the cost for replaced parts."

All other provisions of the warranty section remain in effect.

## 4. Term of Contract

### 4.1 Delivery of Vehicle

#### 4.1.1 Firm Quantity

Delivery date of the vehicle must be made as follows:

Item 001 - **TRUCK, CLASS 8, HEAVY, DUMP, CONFIGURATION A**  
and related items must be delivered on or before  
\_\_\_\_\_ (Date to be inserted by PWGSC the Contracting  
Authority at time of contract award.)

- Item 002A - **TRUCK, CLASS 8, HEAVY, DUMP, CONFIGURATION B**  
and related items must be delivered on or before  
\_\_\_\_\_ (Date to be inserted by PWGSC the Contracting  
Authority at time of contract award.)
- Item 002B - **TRUCK, CLASS 8, HEAVY, DUMP, CONFIGURATION B**  
and related items must be delivered on or before  
\_\_\_\_\_ (Date to be inserted by PWGSC the Contracting  
Authority at time of contract award.)
- Item 002C - **TRUCK, CLASS 8, HEAVY, DUMP, CONFIGURATION B**  
and related items must be delivered on or before  
\_\_\_\_\_ (Date to be inserted by PWGSC the Contracting  
Authority at time of contract award.)
- Item 003 - **TRUCK, CLASS 8, HEAVY, DUMP, CONFIGURATION C**  
and related items must be delivered on or before  
\_\_\_\_\_ (Date to be inserted by PWGSC the Contracting  
Authority at time of contract award.)
- Item 004 - **TRUCK, CLASS 8, HEAVY, DUMP, CONFIGURATION D**  
and related items must be delivered on or before  
\_\_\_\_\_ (Date to be inserted by PWGSC the Contracting  
Authority at time of contract award.)
- Item 005 - **TRUCK, CLASS 8, HEAVY, DUMP, CONFIGURATION E**  
and related items must be delivered on or before  
\_\_\_\_\_ (Date to be inserted by PWGSC the Contracting  
Authority at time of contract award.)

#### 4.1.2 Option Quantity

- Item 006 - **TRUCK, CLASS 8, HEAVY, DUMP, CONFIGURATION A**  
and related items to be delivered within \_\_\_\_\_ calendar  
days after an option is exercised. (Days to be inserted by PWGSC the  
Contracting Authority at time of contract award.)
- Item 007 - **TRUCK, CLASS 8, HEAVY, DUMP, CONFIGURATION B**  
and related items to be delivered within \_\_\_\_\_ calendar  
days after an option is exercised. (Days to be inserted by PWGSC the  
Contracting Authority at time of contract award.)
- Item 008 - **TRUCK, CLASS 8, HEAVY, DUMP, CONFIGURATION C**  
and related items to be delivered within \_\_\_\_\_ calendar

days after an option is exercised. (Days to be inserted by PWGSC the Contracting Authority at time of contract award.)

Item 009 - **TRUCK, CLASS 8, HEAVY, DUMP, CONFIGURATION D**  
and related items to be delivered within \_\_\_\_\_ calendar  
days after an option is exercised. (Days to be inserted by PWGSC the  
Contracting Authority at time of contract award.)

Item 010 - **TRUCK, CLASS 8, HEAVY, DUMP, CONFIGURATION E**  
and related items to be delivered within \_\_\_\_\_ calendar  
days after an option is exercised. (Days to be inserted by PWGSC the  
Contracting Authority at time of contract award.)

## 5. Authorities

### 5.1 Contracting Authority

The Contracting Authority for the Contract is:

Name: Kathy Cafferty  
Title: Supply Specialist  
Organization: Public Works and Government Services Canada - Acquisitions Branch  
LEFT Directorate, HP Division,  
7A2, Place du Portage, Phase 3, 11 Laurier Street, Gatineau Quebec,  
K1A 0S5  
Telephone: 819 956-5917  
Facsimile: 819 953-2953  
E-mail: kathy.cafferty@pwgsc-tpsgc.gc.ca

The Contracting Authority is responsible for the management of the Contract and any changes to the Contract must be authorized in writing by the Contracting Authority. The Contractor must not perform work in excess of or outside the scope of the Contract based on verbal or written requests or instructions from anybody other than the Contracting Authority.

### 5.2 Procurement Authority

The Procurement Authority for the Contract is:

Name: \_\_\_\_\_ (To be inserted by PWGSC at time of contract award.)  
Title: \_\_\_\_\_  
Organization: \_\_\_\_\_  
\_\_\_\_\_  
\_\_\_\_\_

Telephone: \_\_\_\_\_  
Facsimile: \_\_\_\_\_  
E-mail: \_\_\_\_\_

The Procurement Authority is the representative of the department or agency for whom the Work is being carried out under the Contract. The Procurement Authority is responsible for the implementation of tools and processes required for the administration of the Contract. The Contractor may discuss administrative matters identified in the Contract with the Procurement Authority however the Procurement Authority has no authority to authorize changes to the scope of the Work. Changes to the scope of Work can only be made through a contract amendment issued by the Contracting Authority.

### 5.3 Technical Authority:

The Technical Authority for the Contract is:

Name: \_\_\_\_\_ (To be inserted by PWGSC at time of contract award.)

Title: \_\_\_\_\_

Organization: \_\_\_\_\_

Telephone: \_\_\_\_\_

Facsimile: \_\_\_\_\_

E-mail: \_\_\_\_\_

The Technical Authority named above is the representative of the department or agency for whom the Work is being carried out under the Contract and is responsible for all matters concerning the technical content of the Work under the Contract. Technical matters may be discussed with the Technical Authority, however the Technical Authority has no authority to authorize changes to the scope of the Work. Changes to the scope of the Work can only be made through a contract amendment issued by the Contracting Authority.

## 5.4 Contractor's Representative

Name and telephone number of the person responsible for :

### General enquiries

Name: \_\_\_\_\_

Title: \_\_\_\_\_

Telephone: \_\_\_\_ - \_\_\_\_ - \_\_\_\_

Facsimile: \_\_\_\_ - \_\_\_\_ - \_\_\_\_

E-mail: \_\_\_\_\_

### Delivery follow-up

Name: \_\_\_\_\_

Title: \_\_\_\_\_

Telephone: \_\_\_\_ - \_\_\_\_ - \_\_\_\_

Facsimile: \_\_\_\_ - \_\_\_\_ - \_\_\_\_

E-mail: \_\_\_\_\_

## 5.5 After Sales Service

5.5.1 The following dealer and/or agent is authorized to provide after sales service, maintenance and warranty repairs and a full range of repair parts for the vehicle/equipment offered:

### Item 001

Name: \_\_\_\_\_

Address: \_\_\_\_\_

Telephone Number: \_\_\_\_\_

Distance between the delivery location and the dealer and/or agent: \_\_\_\_\_ km

**Item 002A**

Name: \_\_\_\_\_

Address: \_\_\_\_\_  
\_\_\_\_\_

Telephone Number: \_\_\_\_\_

Distance between the delivery location and the dealer and/or agent: \_\_\_\_\_km

**Item 002B**

Name: \_\_\_\_\_

Address: \_\_\_\_\_  
\_\_\_\_\_

Telephone Number: \_\_\_\_\_

Distance between the delivery location and the dealer and/or agent: \_\_\_\_\_km

**Item 002C**

Name: \_\_\_\_\_

Address: \_\_\_\_\_  
\_\_\_\_\_

Telephone Number: \_\_\_\_\_

Distance between the delivery location and the dealer and/or agent: \_\_\_\_\_km

**Item 003**

Name: \_\_\_\_\_

Address: \_\_\_\_\_  
\_\_\_\_\_

Telephone Number: \_\_\_\_\_

Distance between the delivery location and the dealer and/or agent: \_\_\_\_\_km

**Item 004**

Name: \_\_\_\_\_

Address: \_\_\_\_\_  
\_\_\_\_\_

Telephone Number: \_\_\_\_\_

Distance between the delivery location and the dealer and/or agent: \_\_\_\_\_km

**Item 005**

Name: \_\_\_\_\_

Address: \_\_\_\_\_  
\_\_\_\_\_

Telephone Number: \_\_\_\_\_

Distance between the delivery location and the dealer and/or agent: \_\_\_\_\_km

**6. Payment****6.1 Basis of Payment - Firm Unit Price(s)**

In consideration of the Contractor satisfactorily completing all of its obligations under the Contract, the Contractor will be paid the firm unit price(s) specified in Annex "A" - Pricing, and as follows:

Basis of Payment (BOP) Type 1: Firm unit prices in Canadian dollars, Delivered Duty Paid at destination, Incoterms 2000, including Canadian Custom Duties and Excise Taxes included where applicable, Goods and Services tax/Harmonized Sales Tax extra.

Basis of Payment (BOP) Type 2: Firm unit prices in Canadian dollars, FCA Free Carrier, Incoterms 2000 at Contractor's Canadian facility or Contractor's Canadian distribution point, including Canadian Custom Duties and Excise Taxes included where applicable, Goods and Services Tax/Harmonized Sales Tax extra.

Canada will not pay the Contractor for any design changes, modifications or interpretations of the Work, unless they have been approved, in writing, by the Contracting Authority before their incorporation into the Work.

## 6.2 SACC Manual Clauses

H1001C Multiple Payments

2008-05-12

## 6.3 Exchange Rate/Payment on Delivery

6.3.1 The price in Canadian currency includes the foreign currency component in respect of goods, services or both originating outside Canada, as detailed in form PWGSC-TPSGC 9411, Claim for Exchange Rate Adjustments.

6.3.2 The price must be adjusted to reflect the exchange rate in effect and applied by Canada Border Services Agency (CBSA) on the date of importation, but only in respect of the foreign currency component detailed in the above form.

6.3.3 No price adjustment directly resulting from the application of the provisions contained in this clause will be applied for increases or decreases in the exchange rate within a variation of: plus or minus 2 percent of the exchange rate(s) mentioned above; or plus or minus \$100 of the total cumulative amount claimed for exchange rate adjustment under the Contract.

6.3.4 On each invoice or claim for payment submitted under the Contract, the Contractor must indicate the exchange rate adjustment amount (either upward, downward or no change) as a separate item. In addition, the invoice must be accompanied by a copy of CBSA Form B3-3, Canada Customs Coding Form, for the imported goods, services or both.

6.3.5 Canada will have the right to audit any revision to costs and prices under this clause.

## 7. Invoicing Instructions

7.1 The Contractor must submit invoices in accordance with the section entitled "Invoice" Submission" of the general conditions including the **Client Ref # BT346**. Invoices cannot be submitted until all work identified in the invoice is completed.

Each invoice must be supported by:

- (a) a copy of the release document and any other documents as specified in the Contract;



## 7.2 Invoices must be distributed as follows:

- (a) The original and one (1) copy must be forwarded to the following address for certification and payment:

National Defence Headquarters  
Mgen George R. Pearkes Bldg  
101 Colonel By Drive  
Ottawa, Canada  
K1A 0K2

Attention: DLP 5-5-1-4

- (b) One (1) copy must be forwarded to the PWGSC Contracting Authority identified under the section entitled "Authorities" of the Contract.
- (c) One (1) copy must be forwarded to the consignee.

## 7.3 Holdback

A ten percent (10%) holdback will apply on the total price of each vehicle (Item 001-010) on any due payment of the said vehicle/equipment. Release of the holdback (10%) is conditional upon receipt and certified acceptance by DND of the said vehicle and all related items as identified in Annex "A" - Pricing.

Goods and Services Tax or Harmonized Sales Tax (GST/HST), as applicable, must be calculated on the total amount of the claim before the holdback is applied. At the time the holdback is claimed, there will be no GST/HST payable as it was claimed and payable under the previous invoice.

- (a) The original and one (1) copy of the invoice for the holdback must be forwarded to the Procurement Authority identified under the section entitled "Authorities" of the Contract.
- (b) One (1) copy must be forwarded to the Contracting Authority identified under the section entitled "Authorities" of the Contract.
- (c) One (1) copy must be forwarded to the consignee.

## 8. Certifications

Compliance with the certifications and related documentation provided by the Contractor in its bid is a condition of the Contract and subject to verification by Canada during the term of the

Contract. If the Contractor does not comply with any certification, provide the related documentation or if it is determined that any certification made by the Contractor in its bid is untrue, whether made knowingly or unknowingly, Canada has the right, pursuant to the default provision of the Contract, to terminate the Contract for default.

## 9. Applicable Laws

The Contract must be interpreted and governed, and the relations between the parties determined, by the laws in force in Ontario.

## 10. Priority of Documents

If there is a discrepancy between the wording of any documents that appear on the list, the wording of the document that first appears on the list has priority over the wording of any document that subsequently appears on the list.

- (a) the Articles of Agreement;
- (b) 2010A (2012-11-19) General Conditions - Goods (Medium Complexity);
- (c) Annex "A" - Pricing;
- (d) Annex "B" - Purchase Description - Class 8 Heavy Trucks dated 16 November 2012;
- (e) Appendix 1- Technical Information Questionnaires;
- (f) the Contractor's bid dated \_\_\_\_\_.

## 11. SACC Manual Clauses

A1009C	Work Site Access	2008-05-12
A9006C	Defence Contract	2012-07-16
A9049C	Vehicle Safety	2011-05-16
C2800C	Priority Rating	2011-05-16
C2801C	Priority Rating - Canadian-based Contractors	2011-05-16
D3010C	Dangerous Goods/Hazardous Products	2012-07-16
D5510C	Quality Assurance Authority (DND) - Canadian-based Contractor	2012-07-16
D5515C	Quality Assurance Authority (DND) - Foreign-based and United States Contractor	2010-01-11
D5540C	ISO 9001:2008 Quality Management Systems - Requirements (QAC Q)	2010-08-16
D5604C	Release Documents - Foreign based Contractor	2008-12-12
D5605C	Release Documents - US based Contractors	2010-01-11
D5606C	Release Documents - Canadian-based Contractors	2012-07-16
D9002C	Incomplete Assemblies	2007-11-30
G1005C	Insurance	2008-05-12

## 12. Inspection and Acceptance

The Technical Authority is the Inspection Authority. All reports, deliverable items, documents, goods and all services rendered under the Contract are subject to inspection by the Inspection Authority or representative. Should any report, document, good or service not be in accordance with the requirements of the Statement of Work and to the satisfaction of the Inspection Authority, as submitted, the Inspection Authority will have the right to reject it or require its correction at the sole expense of the Contractor before recommending payment.

### **13. Preparation for Delivery**

The vehicle / equipment must be serviced, adjusted and delivered in condition for immediate use. The interior and exterior must be cleaned before leaving the factory and being released to DND personnel at the final delivery location.

The fuel tanks must be at least half full prior to release of the vehicle(s) to DND personnel.

All vehicles delivered to the consignee are to be delivered between the hours of 8:00 am and 4:00 pm Monday through Friday, except Federal holidays. Any attempt by the carrier to deliver vehicles before or after these hours may be refused unless arrangements have been made for authorized, qualified personnel to be available to perform inspections and to accept the delivery. When the carrier is required to return due to its failure to make an appointment for delivery, Canada will not be liable to pay for additional costs.

### **14. Shipping Instructions - Delivery at Destination (Firm Quantities)**

14.1 The Contractor must ship the goods prepaid DDP - Delivered Duty Paid (as detailed at Annex 'A' - Pricing). Unless otherwise directed, delivery must be made by the most economical means. Shipping charges must be shown as a separate item on the Contractor's invoice. The Contractor is responsible for all delivery charges, administration, costs and risks of transport and customs clearance, including the payment of customs duties and taxes.

14.2 The Contractor must deliver the goods by appointment only. The Contractor or its carrier must arrange delivery appointments by contacting the contacts specified in Annex 'A' - Pricing. The consignee may refuse shipments when prior arrangements have not been made.

### **15. Shipping Instructions (DND) - Canadian-based Contractor (Optional Quantities)**

15.1 Delivery will be FCA Free Carrier at the Contractor's Canadian facility or Contractor's Canadian distribution point, Incoterms 2000. The Contractor must load the goods onto the carrier designated by the Department of National Defence (DND).

---

Onward shipment from the delivery point to the consignee will be Canada's responsibility.

- 15.2 Before shipping the goods, the Contractor must contact the following DND Inbound Logistics Coordination Center by facsimile or e-mail, to arrange for shipment, and provide the information detailed at paragraph 15.3.

Inbound Logistics Co-ordination Center (ILCC)

Telephone: 1-877-877-7423 (toll free)

Facsimile: 1-877-877-7409 (toll free)

E-mail: ILHQOttawa@forces.gc.ca

- 15.3 The Contractor must provide the following information to the DND Inbound Logistics Coordination Center when arranging for shipment:

- (a) the Contract number;
- (b) consignee address (for multiple addresses, items must be packaged and labeled separately with each consignee address);
- (c) description of each item;
- (d) the number of pieces and type of packaging (i.e., carton, crate, drum, skid);
- (e) actual weight and dimensions of each piece type, including gross weight;
- (f) full details of dangerous material, as required for the applicable mode of transportation, signed certificates for dangerous material as required for shipment by the International Maritime Dangerous Goods Code, the International Air Transport Association regulations or the applicable Canadian Dangerous Goods Shipping Regulations, and a copy of the materiel safety data sheet.

- 15.4 Following receipt of this information by Canada, Canada will provide the appropriate shipping instructions, which may include the requirement for specific consignee address labeling, and the marking of each piece with a Transportation Control Number.

- 15.5 The Contractor must not ship the goods before receiving shipping instructions from the DND Inbound Logistics contact.

- 15.6 If the Contractor delivers the goods at a place and time which are not in accordance with the given delivery instructions or fail to fulfill reasonable delivery instructions given by Canada, the Contractor must reimburse Canada any additional expenses and costs incurred.

- 15.7 If Canada is responsible for delays in delivering the goods, ownership and risk will be transferred to Canada upon expiry of either thirty (30) days following the date on

which a duly completed shipping application is received by Canada or by its appointed forwarding agent, or thirty (30) days following the delivery date specified in the Contract, whichever is later.

## 16. Shipping Instructions (DND) - Foreign-based Contractors (Optional Quantities)

16.1 Delivery will be FCA Free Carrier at the Contractor's Canadian facility or Contractor's Canadian distribution point, Incoterms 2000. The Contractor must load the goods onto the carrier designated by the Department of National Defence (DND). Onward shipment from the delivery point to the consignee will be Canada's responsibility.

16.2 Before shipping the goods, the Contractor must contact the following DND Inbound Logistics Coordination Center by facsimile or e-mail, to arrange for shipment, and provide the information detailed at paragraph 16.3.

(a) Insert the following when the Contractor is located in the United States (U.S.):

### **Inbound Logistics Coordination Center (ILCC):**

Telephone: 1-877-447-7701 (toll free)

Facsimile: 1-877-877-7409 (toll free)

E-mail: ILHQOttawa@forces.gc.ca

OR

(b) Insert the following when the Contractor is located in United Kingdom (UK) and Ireland:

### **Inbound Logistics United Kingdom (ILUK):**

Telephone: 011-44-1895-613023, or 011-44-1895-613024, or

Facsimile: 011-44-1895-613047

E-mail: CFSUEDetUKMovements@forces.gc.ca

In addition, the Contractor must send to ILUK the completed form "Shipping Advice and Export Certificate" by e-mail to:  
CFSUEDetUKMovements@forces.gc.ca.

The shipment of any items above the value of 600 GBP (pound sterling) being exported from the United Kingdom and Ireland will be cleared by DND using Her Majesty's Customs & Excise (HMCE) New Export Systems (NES). The Contractor must comply with HMCE requirements by registering with HMCE or by having a freight forwarder complete the entry. A printed copy of the NES entry Export Declaration clearly displaying the Declaration Unique Consignment Reference Number must be provided by the Contractor and attached to the consignment. The Contractor must ensure that this procedure is carried out for

all stores whether they be initial purchase or repair and overhaul export items. HMCE will authorize Canadian Forces Support Unit (Europe) to ship the goods only if the procedure has been adhered to completely and properly by the Contractor.

OR

- (c) Insert the following when the Contractor is located in a country other than Canada, the U.S., the UK and Ireland:

**Inbound Logistics Europe Area (ILEA):**

Telephone: +49-(0)-2451-717199 or 717200

Facsimile: +49-(0)-2451-717189

Email: ILEA@forces.gc.ca

16.3 The Contractor must provide the following information to the DND Inbound Logistics contact when arranging for shipment:

- (a) the Contract number;
- (b) consignee address (if multiple addresses, items must be packaged and labeled separately with each consignee address);
- (c) description of each item;
- (d) the number of pieces and type of packaging (e.g. carton, crate, drum, skid);
- (e) actual weight and dimensions of each piece type, including gross weight;
- (f) copy of the commercial invoice (in accordance with clause C2608C, section 4, of the Standard Acquisition Clauses and Conditions Manual) or a copy of the Canada Border Services Agency form CI1, Canada Customs Invoice;
- (g) Schedule B codes (for exports) and the Harmonized Tariff Schedule codes (for imports);
- (h) North American Free Trade Agreement Certificate of Origin (in accordance with clause C2608C, section 2) for the U.S. and Mexico only;
- (i) full details of dangerous material, as required for the applicable mode of transportation, signed certificates for dangerous material as required for shipment by the International Maritime Dangerous Goods Code, or International Air Transport Association regulations or the applicable Canadian Dangerous Goods Shipping Regulations and a copy of the material safety data sheet.

16.4 Following receipt of this information by Canada, Canada will provide the appropriate shipping instructions, which may include the requirement for specific consignee address labelling, the marking of each piece with a Transportation Control Number and customs documentation.

16.5 The Contractor must not ship goods before receiving shipping instructions from the DND Inbound Logistics contact.

16.6 If the Contractor delivers the goods at a place and time that are not in accordance with the given delivery instructions or fail to fulfill reasonable delivery instructions given by Canada, the Contractor must reimburse Canada any additional expenses and costs incurred.

16.7 If Canada is responsible for delays in delivering the goods, ownership and risk will be transferred to Canada upon expiry of either thirty (30) days following the date on which a duly completed shipping application is received by Canada or by its appointed forwarding agent, or thirty (30) days following the delivery date specified in the Contract, whichever is later.

## **17. Release Documents - Distribution**

The Contractor must prepare the release documents and distribute them as follows:

- (a) Copy 1: mail to consignee marked: "Attention: Receipts Officer";
- (b) Copies 2 and 3: with shipment (in a waterproof envelope) to the consignee;
- (c) Copy 4: to the Contracting Authority;
- (d) Copy 5: to:

National Defence Headquarters  
Mgen George R. Pearkes Building  
101 Colonel By Drive  
Ottawa, ON K1A 0K2

Attention: DLP 5-5-1-4

- (e) Copy 6: to the Quality Assurance Representative;
- (f) Copy 7: to the Contractor;
- (g) Copy 8: all non-Canadian Contractors to:

DQA/Contract Administration  
National Defence Headquarters  
Mgen George R. Pearkes Building  
101 Colonel By Drive  
Ottawa, ON K1A 0K2  
E-mail: ContractAdmin.DQA@forces.gc.ca.

---

## **18. Post-Contract Award Meeting/Pre-Production Meeting**

Within ten (10) working days of the receipt of the Contract, the Contractor must contact the Technical Authority to determine the details of a pre-production meeting. The meeting will be held at the Contractor's plant \_\_\_\_\_ (specify location). Cost of holding such pre-production meeting must be included in the price of the bid. Please note that the travel and living expenses for Government Personnel will be arranged and paid for by the Canada.

## **19. Progress Reports**

The contractor must prepare and submit monthly progress reports in two (2) copies, one to the DND Procurement Authority and one copy of the report must also be forwarded to the PWGSC Contracting Officer.

Each progress report must address the following questions:

- (a) Is the delivery on schedule?
- (b) Is the Contract free of any areas of concern in which the assistance or guidance of Canada may be required?
- (c) Each negative response must be supported with an explanation.

## **20. Tools and Loose Equipment**

For shipment verification, all items and tools, which are shipped loose with the vehicle/equipment must be listed on the Inspection Certificate (CF 1280) or on an attached packing note.

## **21. Spare Parts Availability**

The contractor must ensure that spare parts required to properly maintain and repair the complete vehicle covered by this specification will be available for purchase by the Department of National Defence, or its authorized agents, for a period of **10 years**.

## **22. Material**

Material supplied must be new unused and of current production by manufacturer.



---

## **23. Design Changes**

The "Design Change, Design Deviation and Waiver Procedure" as defined in National Defence Standard D-02-006-008/SG-0001 must apply.

## **24. Interchangeability**

Unless changes during the production run are authorized by Procurement Authority , all vehicles supplied against any one item of a contract must be the same make and model, and all like assemblies, sub-assemblies and parts must be interchangeable.

## **25. Packaging**

The methods used for preservation and packaging must be in conformity with the Contractor's normal standard for domestic shipment or, if necessary, with standards for overseas shipment as below deck cargo.

## **26. Service at Delivery**

The Contractor must send a Service Representative to each delivery destination to perform the assembly/preparation on all vehicles delivered. Cost to provide this service must be included in the price of each vehicle.

## ANNEX "A" - PRICING

### Item 001 TRUCK, DUMP, CLASS 8, HEAVY, CONFIGURATION A (Firm Quantity) NSN 2320-21-901-2965, 104989971

The Contractor must deliver the vehicle/equipment including the sample manuals, approved manuals, data summary, photographs, warranty letter(s), line setting ticket(s), supplement listing for all non-production line components and systems and familiarization training in accordance with the attached Annex "B" - Purchase Description - Class 8 Heavy Trucks dated 16 November 2012.

The **TRUCK, DUMP** and related items must be delivered to:

#### CFB/ASU Kingston

Major Equipment Section  
5 Somme Avenue Bldg C36  
Kingston, ON K7K 5L0

Delivery contact: \_\_\_\_\_ (Name to be inserted by PWGSC at time of contract award.)

Date of delivery: \_\_\_\_\_ (Date to be inserted by PWGSC at time of contract award.)

Firm unit price of \$ \_\_\_\_\_ per vehicle, including all equipment and related items, in accordance with Basis of Payment Type 1 (as detailed at Clause 6.1 Basis of Payment).

Quantity: One (1)

### Item 002A TRUCK, DUMP, CLASS 8, HEAVY, CONFIGURATION B (Firm Quantity) NSN 2320-21-890-2858, 104594582

The Contractor must deliver the vehicle/equipment including the sample manuals, approved manuals, data summary, photographs, warranty letter(s), line setting ticket(s), supplement listing for all non-production line components and systems and familiarization training in accordance with the attached Annex "B" - Purchase Description - Class 8 Heavy Trucks dated 16 November 2012.

The **TRUCK, DUMP** and related items must be delivered to:

#### CFB/ASU Petawawa

Major Equipment Section  
Petawawa, ON K8H 2X3

Delivery contact: \_\_\_\_\_ (Name to be inserted by PWGSC at time of contract award.)

Date of delivery: \_\_\_\_\_ (Date to be inserted by PWGSC at time of contract award.)

Firm unit price of \$ \_\_\_\_\_ per vehicle, including all equipment and related items, in accordance with Basis of Payment Type 1 (as detailed at Clause 6.1 Basis of Payment).

Quantity: One (1)

**Item 002B TRUCK, DUMP, CLASS 8, HEAVY, CONFIGURATION B (Firm Quantity)  
NSN 2320-21-890-2858, 104594582**

The Contractor must deliver the vehicle/equipment including the sample manuals, approved manuals, data summary, photographs, warranty letter(s), line setting ticket(s), supplement listing for all non-production line components and systems and familiarization training in accordance with the attached Annex "B" - Purchase Description - Class 8 Heavy Trucks dated 16 November 2012.

The **TRUCK, DUMP** and related items must be delivered to:

**CFB/ASU SUP EDMONTON**

Major Equipment Section

Replenishment Company (CMTT)

107 Street & 137 Avenue Bldg C8

Edmonton, AB T5J 4J5

Delivery contact: \_\_\_\_\_ (Name to be inserted by PWGSC at time of contract award.)

Date of delivery: \_\_\_\_\_ (Date to be inserted by PWGSC at time of contract award.)

Firm unit price of \$ \_\_\_\_\_ per vehicle, including all equipment and related items, in accordance with Basis of Payment Type 1 (as detailed at Clause 6.1 Basis of Payment).

Quantity: Two (2)

**Item 002C TRUCK, DUMP, CLASS 8, HEAVY, CONFIGURATION B (Firm Quantity)  
NSN 2320-21-890-2858, 104594582**

The Contractor must deliver the vehicle/equipment including the sample manuals, approved manuals, data summary, photographs, warranty letter(s), line setting

ticket(s), supplement listing for all non-production line components and systems and familiarization training in accordance with the attached Annex "B" - Purchase Description - Class 8 Heavy Trucks dated 16 November 2012.

The **TRUCK, DUMP** and related items must be delivered to:

**5 USS SAINT JEAN**

Major Equipment Section

5 EME BON SG APPROVISIONNEMENT

USS ST-JEAN HANGER 103

ST-JEAN SUR RICHELIEU, QC J0J 1R0

Delivery contact: \_\_\_\_\_ (Name to be inserted by PWGSC at time of contract award.)

Date of delivery: \_\_\_\_\_ (Date to be inserted by PWGSC at time of contract award.)

Firm unit price of \$ \_\_\_\_\_ per vehicle, including all equipment and related items, in accordance with Basis of Payment Type 1 (as detailed at Clause 6.1 Basis of Payment).

Quantity: One (1)

**Item 003 TRUCK, DUMP, CLASS 8, HEAVY, CONFIGURATION C (Firm Quantity)  
NSN 2320-21-921-5424, 105728370**

The Contractor must deliver the vehicle/equipment including the sample manuals, approved manuals, data summary, photographs, warranty letter(s), line setting ticket(s), supplement listing for all non-production line components and systems and familiarization training in accordance with the attached Annex "B" - Purchase Description - Class 8 Heavy Trucks dated 16 November 2012.

The **TRUCK, DUMP** and related items must be delivered to:

**CFB/ASU Petawawa**

Major Equipment Section

Petawawa, ON K8H 2X3

Delivery contact: \_\_\_\_\_ (Name to be inserted by PWGSC at time of contract award.)

Date of delivery: \_\_\_\_\_ (Date to be inserted by PWGSC at time of contract award.)

Firm unit price of \$ \_\_\_\_\_ per vehicle, including all equipment and related items, in accordance with Basis of Payment Type 1 (as detailed at Clause 6.1 Basis of Payment).

Quantity: Two (2)

**Item 004 TRUCK, DUMP, CLASS 8, HEAVY, CONFIGURATION D (Firm Quantity)  
NSN 2320-20-003-1189, 104464136**

The Contractor must deliver the vehicle/equipment including the sample manuals, approved manuals, data summary, photographs, warranty letter(s), line setting ticket(s), supplement listing for all non-production line components and systems and familiarization training in accordance with the attached Annex "B" - Purchase Description - Class 8 Heavy Trucks dated 16 November 2012.

The **TRUCK, DUMP** and related items must be delivered to:

**CFB/ASU Petawawa**  
Major Equipment Section  
Petawawa, ON K8H 2X3

Delivery contact: \_\_\_\_\_ (Name to be inserted by PWGSC at time of contract award.)

Date of delivery: \_\_\_\_\_ (Date to be inserted by PWGSC at time of contract award.)

Firm unit price of \$ \_\_\_\_\_ per vehicle, including all equipment and related items, in accordance with Basis of Payment Type 1 (as detailed at Clause 6.1 Basis of Payment).

Quantity: Two (2)

**Item 005 TRUCK, DUMP, CLASS 8, HEAVY, CONFIGURATION E (Firm Quantity)  
NSN 2320-20-006-3543**

The Contractor must deliver the vehicle/equipment including the sample manuals, approved manuals, data summary, photographs, warranty letter(s), line setting ticket(s), supplement listing for all non-production line components and systems and familiarization training in accordance with the attached Annex "B" - Purchase Description - Class 8 Heavy Trucks dated 16 November 2012.

The **TRUCK, DUMP** and related items must be delivered to:

**CFB/ASU Kingston**

Major Equipment Section

5 Somme Avenue Bldg C36

Kingston, ON K7K 5L0

Delivery contact: \_\_\_\_\_ (Name to be inserted by PWGSC at time of contract award.)

Date of delivery: \_\_\_\_\_ (Date to be inserted by PWGSC at time of contract award.)

Firm unit price of \$ \_\_\_\_\_ per vehicle, including all equipment and related items, in accordance with Basis of Payment Type 1 (as detailed at Clause 6.1 Basis of Payment).

Quantity: Two (2)

**Item 006 TRUCK, DUMP, CLASS 8, HEAVY, CONFIGURATION A**  
**(Optional Quantity)**  
**NSN 2320-21-901-2965, 104989971**

If this option is exercised, the Contractor must deliver the vehicle/equipment including approved manuals, photographs, warranty letter(s), line setting ticket(s), and supplement listing for all non-production line components and systems in accordance with the attached Annex "B" - Purchase Description - Class 8 Heavy Trucks dated 16 November 2012.

Firm unit price of \$ \_\_\_\_\_ per vehicle/equipment in accordance with Basis of Payment Type 2 (as detailed at Clause 6.1 Basis of Payment).

Quantity: Up to Three (3)

**Item 007 TRUCK, DUMP, CLASS 8, HEAVY, CONFIGURATION B**  
**(Optional Quantity)**  
**NSN 2320-21-890-2858, 104594582**

If this option is exercised, the Contractor must deliver the vehicle/equipment including approved manuals, photographs, warranty letter(s), line setting ticket(s), and supplement listing for all non-production line components and systems in accordance with the attached Annex "B" - Purchase Description - Class 8 Heavy Trucks dated 16 November 2012.

Firm unit price of \$ \_\_\_\_\_ per vehicle/equipment in accordance with Basis of Payment Type 2 (as detailed at Clause 6.1 Basis of Payment).

---

Quantity: Up to Three (3)

**Item 008 TRUCK, DUMP, CLASS 8, HEAVY, CONFIGURATION C**  
**(Optional Quantity)**  
**NSN 2320-21-921-5424, 105728370**

If this option is exercised, the Contractor must deliver the vehicle/equipment including approved manuals, photographs, warranty letter(s), line setting ticket(s), and supplement listing for all non-production line components and systems in accordance with the attached Annex "B" - Purchase Description - Class 8 Heavy Trucks dated 16 November 2012.

Firm unit price of \$ \_\_\_\_\_ per vehicle/equipment in accordance with Basis of Payment Type 2 (as detailed at Clause 6.1 Basis of Payment).

Quantity: Up to Two (2)

**Item 009 TRUCK, DUMP, CLASS 8, HEAVY, CONFIGURATION D**  
**(Optional Quantity)**  
**NSN 2320-20-003-1189, 104464136**

If this option is exercised, the Contractor must deliver the vehicle/equipment including approved manuals, photographs, warranty letter(s), line setting ticket(s), and supplement listing for all non-production line components and systems in accordance with the attached Annex "B" - Purchase Description - Class 8 Heavy Trucks dated 16 November 2012.

Firm unit price of \$ \_\_\_\_\_ per vehicle/equipment in accordance with Basis of Payment Type 2 (as detailed at Clause 6.1 Basis of Payment).

Quantity: Up to One (1)

**Item 010 TRUCK, DUMP, CLASS 8, HEAVY, CONFIGURATION E**  
**(Optional Quantity)**  
**NSN 2320-20-006-3543**

If this option is exercised, the Contractor must deliver the vehicle/equipment including approved manuals, photographs, warranty letter(s), line setting ticket(s), and supplement listing for all non-production line components and systems in accordance with the attached Annex "B" - Purchase Description - Class 8 Heavy Trucks dated 16 November 2012.

Firm unit price of \$ \_\_\_\_\_ per vehicle/equipment in accordance with Basis of Payment Type 2 (as detailed at Clause 6.1 Basis of Payment).

Quantity: Up to One (1)

**Item 011 FAMILIARIZATION INSTRUCTIONS/TRAINING (Option)  
(for Optional Quantity Configuration A)**

If this option is exercised, the Contractor must provide up to three (3) familiarization instruction/training session(s), in accordance with the attached Annex "B" - Purchase Description - Class 8 Heavy Trucks dated 16 November 2012.

Firm unit price of \$ \_\_\_\_\_ in accordance with Basis of Payment Type 2 (as detailed at Clause 6.1 Basis of Payment).

The Contractor will be reimbursed its authorized travel and living expenses reasonably and properly incurred in the performance of the Work, at cost, without any allowance for profit and/or administrative overhead, in accordance with the meal, private vehicle and incidental expenses provided in Appendices B, C and D of the National Joint Council Travel Directive (<http://www.njc-cnm.gc.ca/directive/index.php?sid=90&hl=1&lang=eng>), and with the other provisions of the directive referring to "travellers", rather than those referring to "employees".

All travel must have the prior authorization of the Technical Authority. All payments are subject to government audit.

All travel and living expenses incurred in the performance of the work outside Canada will be the Contractor's responsibility.

**Item 012 FAMILIARIZATION INSTRUCTIONS/TRAINING (Option)  
(for Optional Quantity Configuration B)**

If this option is exercised, the Contractor must provide up to three (3) familiarization instruction/training session(s), in accordance with the attached Annex "B" - Purchase Description - Class 8 Heavy Trucks dated 16 November 2012.

Firm unit price of \$ \_\_\_\_\_ in accordance with Basis of Payment Type 2 (as detailed at Clause 6.1 Basis of Payment).

The Contractor will be reimbursed its authorized travel and living expenses reasonably and properly incurred in the performance of the Work, at cost, without any allowance for profit and/or administrative overhead, in accordance with the meal, private vehicle



and incidental expenses provided in Appendices B, C and D of the National Joint Council Travel Directive (<http://www.njc-cnm.gc.ca/directive/index.php?sid=90&hl=1&lang=eng>), and with the other provisions of the directive referring to "travellers", rather than those referring to "employees".

All travel must have the prior authorization of the Technical Authority. All payments are subject to government audit.

All travel and living expenses incurred in the performance of the work outside Canada will be the Contractor's responsibility.

**Item 013 FAMILIARIZATION INSTRUCTIONS/TRAINING (Option)  
(for Optional Quantity Configuration C)**

If this option is exercised, the Contractor must provide up to two (2) familiarization instruction/training session(s), in accordance with the attached Annex "B" - Purchase Description - Class 8 Heavy Trucks dated 16 November 2012.

Firm unit price of \$\_\_\_\_\_ in accordance with Basis of Payment Type 2 (as detailed at Clause 6.1 Basis of Payment).

The Contractor will be reimbursed its authorized travel and living expenses reasonably and properly incurred in the performance of the Work, at cost, without any allowance for profit and/or administrative overhead, in accordance with the meal, private vehicle and incidental expenses provided in Appendices B, C and D of the National Joint Council Travel Directive (<http://www.njc-cnm.gc.ca/directive/index.php?sid=90&hl=1&lang=eng>), and with the other provisions of the directive referring to "travellers", rather than those referring to "employees".

All travel must have the prior authorization of the Technical Authority. All payments are subject to government audit.

All travel and living expenses incurred in the performance of the work outside Canada will be the Contractor's responsibility.

---

**Item 014 FAMILIARIZATION INSTRUCTIONS/TRAINING (Option)  
(for Optional Quantity Configuration D)**

If this option is exercised, the Contractor must provide up to one (1) familiarization instruction/training session, in accordance with the attached Annex "B" - Purchase Description - Class 8 Heavy Trucks dated 16 November 2012.

Firm unit price of \$\_\_\_\_\_ in accordance with Basis of Payment Type 2 (as detailed at Clause 6.1 Basis of Payment).

The Contractor will be reimbursed its authorized travel and living expenses reasonably and properly incurred in the performance of the Work, at cost, without any allowance for profit and/or administrative overhead, in accordance with the meal, private vehicle and incidental expenses provided in Appendices B, C and D of the National Joint Council Travel Directive

(<http://www.njc-cnm.gc.ca/directive/index.php?sid=90&hl=1&lang=eng>), and with the other provisions of the directive referring to "travellers", rather than those referring to "employees".

All travel must have the prior authorization of the Technical Authority. All payments are subject to government audit.

All travel and living expenses incurred in the performance of the work outside Canada will be the Contractor's responsibility.

**Item 015 FAMILIARIZATION INSTRUCTIONS/TRAINING (Option)  
(for Optional Quantity Configuration E)**

If this option is exercised, the Contractor must provide up to one (1) familiarization instruction/training session, in accordance with the attached Annex "B" - Purchase Description - Class 8 Heavy Trucks dated 16 November 2012.

Firm unit price of \$\_\_\_\_\_ in accordance with Basis of Payment Type 2 (as detailed at Clause 6.1 Basis of Payment).

The Contractor will be reimbursed its authorized travel and living expenses reasonably and properly incurred in the performance of the Work, at cost, without any allowance for profit and/or administrative overhead, in accordance with the meal, private vehicle and incidental expenses provided in Appendices B, C and D of the National Joint Council Travel Directive

(<http://www.njc-cnm.gc.ca/directive/index.php?sid=90&hl=1&lang=eng>), and with the other provisions of the directive referring to "travellers", rather than those referring to "employees".

All travel must have the prior authorization of the Technical Authority. All payments are subject to government audit.

All travel and living expenses incurred in the performance of the work outside Canada will be the Contractor's responsibility.

**Item 016 OPTIONAL EXTENDED WARRANTY PERIOD  
(for Configuration A)**

**Optional warranty coverage available:**      YES \_\_\_\_\_ NO \_\_\_\_\_

If yes, Canada requests that the Bidder provide details and pricing information of any optional extended warranty period available for the vehicle/equipment and any related items.

*(This item will not be included in the financial evaluation)*

If exercised, the warranty period will be extended for an additional period of \_\_\_\_\_ months/calendar days.

Firm unit price of \$\_\_\_\_\_ Basis of Payment Type 2 (as detailed in Part 6)

**Item 017 OPTIONAL EXTENDED WARRANTY PERIOD  
(for Configuration B)**

**Optional warranty coverage available:**      YES \_\_\_\_\_ NO \_\_\_\_\_

If yes, Canada requests that the Bidder provide details and pricing information of any optional extended warranty period available for the vehicle/equipment and any related items.

*(This item will not be included in the financial evaluation)*

If exercised, the warranty period will be extended for an additional period of \_\_\_\_\_ months/calendar days.

Firm unit price of \$\_\_\_\_\_ Basis of Payment Type 2 (as detailed in Part 6)

**Item 018 OPTIONAL EXTENDED WARRANTY PERIOD  
(for Configuration C)**

**Optional warranty coverage available:**      YES \_\_\_\_\_ NO \_\_\_\_\_

If yes, Canada requests that the Bidder provide details and pricing information of any optional extended warranty period available for the vehicle/equipment and any related items.

*(This item will not be included in the financial evaluation)*

If exercised, the warranty period will be extended for an additional period of \_\_\_\_\_ months/calendar days.

Firm unit price of \$\_\_\_\_\_ Basis of Payment Type 2 (as detailed in Part 6)

**Item 019 OPTIONAL EXTENDED WARRANTY PERIOD  
(for Configuration D)**

**Optional warranty coverage available:** YES \_\_\_\_\_ NO \_\_\_\_\_

If yes, Canada requests that the Bidder provide details and pricing information of any optional extended warranty period available for the vehicle/equipment and any related items.

*(This item will not be included in the financial evaluation)*

If exercised, the warranty period will be extended for an additional period of \_\_\_\_\_ months/calendar days.

Firm unit price of \$\_\_\_\_\_ Basis of Payment Type 2 (as detailed in Part 6)

**Item 020 OPTIONAL EXTENDED WARRANTY PERIOD  
(for Configuration E)**

**Optional warranty coverage available:** YES \_\_\_\_\_ NO \_\_\_\_\_

If yes, Canada requests that the Bidder provide details and pricing information of any optional extended warranty period available for the vehicle/equipment and any related items.

*(This item will not be included in the financial evaluation)*

If exercised, the warranty period will be extended for an additional period of \_\_\_\_\_ months/calendar days.

Solicitation No. - N° de l'invitation

W8476-134004/A

Amd. No. - N° de la modif.

Buyer ID - Id de l'acheteur

hp539

Client Ref. No. - N° de réf. du client

W8476-134004

File No. - N° du dossier

hp539W8476-134004

CCC No./N° CCC - FMS No/ N° VME

---

Firm unit price of \$\_\_\_\_\_ Basis of Payment Type 2 (as detailed in Part 6)

**PURCHASE DESCRIPTION**

**FOR**

**CLASS 8 HEAVY TRUCKS**

**1. SCOPE**

**1.1 Scope** - This Purchase Description describes the requirements for **4x2, 6x4 and 6x6** Class 8 Heavy Trucks.

**1.2 Instructions** - The following instructions apply to this Purchase Description:

- (a) Requirements, which are identified by the word "**shall**", are mandatory. Deviations will not be permitted;
- (b) Requirements identified by "**shall**<sup>(B)</sup>" are mandatory. The Technical Authority will consider substitutes/alternatives for acceptance as an Equivalent;
- (c) Requirements identified with a "will" define actions to be performed by Canada and require no action/obligation on the Contractor's part;
- (d) Where "**shall**", "**shall**<sup>(B)</sup>", or "will" are not used, the information provided is for guidance only;
- (e) In this document "provided" **shall** mean "provided and installed";
- (f) Where technical certification is required, a copy of the certification or an acceptable proof of compliance **shall** be provided upon request;
- (g) Metric measurements **shall** be used to define the requirement. Other measurements are for reference only and may not be exact conversions; and
- (h) Dimensions stated as nominal **shall** be treated as approximate dimensions. Nominal dimensions reflect a method by which materials or products are generally identified for sale commercially, but which differ from the actual dimensions.

**1.2.1 Definitions** - The following definitions apply to the interpretation of this Purchase Description:

- (a) "Technical Authority" - The government official responsible for technical content of this requirement;
- (b) "Equivalent" - A standard, means, or component type, which has been accepted by the Technical Authority as meeting the specified requirements for form, fit, function and performance;
- (c) "Proof of Compliance" - A document such as a brochure, a third party test report, a report generated by third party software, or a certificate of attestation signed by a senior representative of the Original Equipment Manufacturer (such as a certified engineer)

indicating the performance and/or feature specified;

- (d) "Curb Weight" - The weight of a ground vehicle that includes fuel, lubricants, coolant and on-vehicle materiel including dump box or dump spreader, front plow and side wing. This excludes payload;
- (e) "Payload" - The actual weight of cargo and passengers being carried on the vehicle (Gross Vehicle Weight (GVW) - Curb weight = payload). It includes the passengers and cargo weight. The cargo weight is to be calculated as follows: The dump box cubic yard X gravel and sand weight (1,224 kg - 2700 lbs per cubic yard); and
- (f) "Vehicle" - Is a complete vehicle equipped with equipment variants, and/or accessories, as detailed in Configuration Capability Tables and Requirement Summary Table.

**1.3 CONFIGURATION CAPABILITY TABLES** - The following table details the minimum design requirements, which shall be met.

TABLE 1 - CONFIGURATION A - TRUCK, 4X2, DUAL WHEELS					
	GVWR	GAWR FRONT	GAWR REAR	PAYLOAD	TOWED LOAD
WEIGHT RATINGS KG (LBS)	16,350 (36,045)	6,350 (14,000)	10,000 (22,045)	Item I 6,350 (14,000)  Note: Configuration A equipped with 3.97 m <sup>3</sup> (5.2 yd <sup>3</sup> ) dump/spreader & reversible plow	6,804 (15,000)
VEHICLE TOP SPEED	105 km/h (65 mph)				
VEHICLE GRADEABILITY	31.6 Percent at 3.2 km/h (2 mph)				
FRAME RBM (Pounds-inch)	3,700,200				
ENGINE HP	350				

TABLE 2 - CONFIGURATION B - TRUCK, 6x4, DUAL WHEELS					
	GVWR	GAWR FRONT	GAWR REAR	PAYLOAD	TOWED LOAD
WEIGHT RATINGS KG (LBS)	26,762 (59,000)	9,072 (20,000)	17,690 (39,000)	Item II 11,022 (24,300)  Note: Configuration B equipped with 6.88 cu m (9 yd <sup>3</sup> ) dump, reversible plow & side wing	6,804 (15,000)
VEHICLE TOP SPEED	105 km/h (65 mph)				
VEHICLE GRADEABILITY	31.6 Percent at 3.2 km/h (2 mph)				
TANDEM SPACING	Nominal 54-Inches				
FRAME RBM (Pounds-inch)	3,700,200				
ENGINE HP	400				

TABLE 3 - CONFIGURATION C - TRUCK, 6X6, DUAL WHEELS						
	GVWR	GAWR FRONT	GAWR REAR	LIFT AXLE	PAYLOAD	TOWED LOAD
WEIGHT RATINGS KG (LBS)	29,937 (66,000)	9,072 (20,000)	20,865 (46,000)	6,350 (14,000)	Item III 14,696 (32,400)  Note: Configuratio n C equipped with 9.17 m <sup>3</sup> (12 yd <sup>3</sup> ) dump/spreade r, one way plow & side wing	13,608 (30,000)
VEHICLE TOP SPEED	105 km/h (65 mph)					
VEHICLE GRADEABILITY	31.6 Percent at 3.2 km/h (2 mph)					
FRAME RBM (Pounds-inch)	3,700,200					
ENGINE HP	420					

TABLE 4 - CONFIGURATION D - TRUCK, 6x4, DUAL WHEELS						
	GVWR	GAWR FRONT	GAWR REAR	LIFT AXLE	PAYLOAD	TOWED LOAD
WEIGHT RATINGS KG (LBS)	32,659 (72,000)	8,164 (18,000)	18,144 (40,000)	6,350 (14,000)	Item IV 17,146 (37,800)  Note: Configuration D equipped with 10.7 m <sup>3</sup> (14 yd <sup>3</sup> ) dump	13,608 (30,000)
VEHICLE TOP SPEED	105 km/h (65 mph)					
VEHICLE GRADEABILITY	31.6 Percent at 3.2 km/h (2 mph)					
FRAME RBM (Pounds-inch)	4,000,000					
ENGINE HP	450					

TABLE 5 - CONFIGURATION E - TRUCK, 6x4, DUAL WHEELS						
	GVWR	GAWR FRONT	GAWR REAR	LIFT AXLE	PAYLOAD	TOWED LOAD
WEIGHT RATINGS KG (LBS)	39,009 (86,000)	9,072 (20,000)	20,865 (46,000)	9,072 (20,000)	24,494 (54,000)  Note: Configuration E equipped with 16.82 m <sup>3</sup> (20 yd <sup>3</sup> ) heated dump	13,608 (30,000)
VEHICLE TOP SPEED	105 km/h (65 mph)					
VEHICLE GRADEABILITY	31.6 Percent at 3.2 km/h (2 mph)					
FRAME RBM (Pounds-inch)	4,000,000					
ENGINE HP	500					



1.4 REQUIREMENT SUMMARY TABLE - The contractor **shall** provide the equipment options for each Item as requested in the REQUIREMENT SUMMARY TABLE:

Table 6															
	Item	Config- uration	Equipment Options										Q t y	Destination	
			1	2	3	4	5	6	7	8	9	10			11
			Exhaust System	Lift Axle	6.88 m <sup>3</sup> (9 yd <sup>3</sup> ) Dump Body	10.7 m <sup>3</sup> (14 yd <sup>3</sup> ) Dump Body	16.82 m <sup>3</sup> (20 yd <sup>3</sup> ) Heated Dump Body	3.97 m <sup>3</sup> (5.2 yd <sup>3</sup> ) Dump/ Spreader	9.17 m <sup>3</sup> (12 yd <sup>3</sup> ) Dump/ Spreader	Drive Frame & Front Hitch	One Way Plow	Reversible Plow			Side Wing
Para #			3.7.3.2	3.7.14.1	4.1	4.2	4.3	4.4	4.5	4.6	4.7	4.8	4.9		
I	A 4x2							✓		✓		✓		1 Kingston	
II	B 6x4			✓						✓		✓	✓	1 Petawawa	
III	C 6x6													2 Edmonton	
			✓						✓	✓		✓		1 St Jean	
IV	D 6x4				✓									2 Petawawa	
V	E 6x4	✓												2 Kingston	

## 2. APPLICABLE DOCUMENTS

### 2.1 NOT ALLOCATED - (Government Furnished Documents)

**2.2 Other Publications** - The following documents form part of this Purchase Description. Effective dates **shall** be those in effect upon the date of manufacture. Sources are as shown:

**Transport Canada Consolidation of the Motor Vehicle Safety Act and Motor Vehicle Safety Regulations (MVSR) and all applicable revisions TP4360E**

Canadian Communication Group - Publishing  
Ottawa, Canada, K1A 0S9

**SAE Handbook**

Society of Automotive Engineers Inc.,  
400 Commonwealth Drive, Warrendale, PA, 15096

**Year Book**

Tire and Rim Association Inc.,  
3200 West Market Street, Akron, Ohio, 44313

**Highway Traffic Act**

[www.e.laws.gov.on.ca](http://www.e.laws.gov.on.ca)  
O.Reg.413/05

## 3. CHASSIS REQUIREMENTS

### 3.1 Standard Design - The vehicle design **shall**:

- (a) **Latest Model** - Be the manufacturer's latest model;
- (b) **Industry Acceptability** - Have demonstrated industry acceptability by having been manufactured and sold commercially for at least 5 years;
- (c) **Engineering Certification** - Have engineering certification available, upon demand, for this vehicle/equipment from the original manufacturers of major drive train components and major equipment systems and assemblies;
- (d) **Regulations** - Conform to all applicable laws, regulations and industry standards governing manufacture, safety, noise levels and pollution in effect in Canada at time of manufacture;
- (e) **Published Ratings** - Not have system and component capacities increased above published ratings (i.e. product or component brochures); and
- (f) **Standard Components** - Include all components, equipment and accessories normally supplied for the model offered, although they may not be specifically described in this Purchase Description.

**3.2 Operating Conditions** - Vehicles, of specified GVWR/GCWR, **shall** operate safely and efficiently in year round conditions, including mud, snow and ice and in the temperature range of -40°C to 37°C (-40°F to 98°F).

**3.3 Vehicle Safety Regulations** - The vehicle shall meet the provisions of the Canada Motor Vehicle Safety Act in effect upon the date of manufacture of the vehicle. The completed vehicle shall have Safety Compliance Certification Label with a **National Safety Mark (NSM)**, as a seal of compliance. The contractor shall submit, upon request, the variant equipment integrator NSM certification number as a proof of registration with Transport Canada as a final stage manufacturer.

**3.4 Performance** - The vehicle shall have the following minimum performance capabilities:

- (a) Top geared road speed, identified as **"VEHICLE TOP SPEED"** in the **CONFIGURATION CAPABILITY TABLE**;
- (b) Vehicle gradeability, identified as **"VEHICLE GRADEABILITY"** in the **CONFIGURATION CAPABILITY TABLE**; and
- (c) The Contractor shall provide a computer generated vehicle performance prediction analysis with the Technical Information Questionnaire for each truck configuration, as detailed in the Configuration Capability Tables. Analysis shall be performed with the power train specified and a fully loaded vehicle. A fully loaded vehicle is a vehicle having a Gross Vehicle Weight Rating identified as "GVWR" in the **CONFIGURATION CAPABILITY TABLE**.

**3.5 Ratings** - The vehicle shall have the following minimum ratings:

- (a) Weight ratings, identified as **"GVWR"**, **"GAWR FRONT"** and **"GAWR REAR"** in the **CONFIGURATION CAPABILITY TABLE**; and
- (b) **"TOWED LOAD"** in the **CONFIGURATION CAPABILITY TABLE**.

**3.6 Dimensions** - The following nominal dimensions shall be provided:

- (a) The tandem axle spacing dimension, identified as **"TANDEM SPACING"** in the **CONFIGURATION CAPABILITY TABLES**.

**3.6.1 Dimensions** - This is applicable to vehicles equipped with lift axle (Items III, IV & V):

- (a) The tandem rear axle spacing shall be selected to provide the maximum tandem load carrying capacity as detailed by the Ontario Highway Traffic Act; and
- (b) The contractor shall provide the axle spacing from front Axle to lift axle, lift axle to first tandem axle, and the tandem axle Spacing as indicated in the Technical Information Questionnaire.

**3.7 Vehicle Requirements**

**3.7.1 Engine** - The engine provided shall:

- (a) **Diesel Engine** - Be diesel powered;
- (b) **Turbocharged** - Be turbocharged;
- (c) **Electronically Controlled** - Be electronically controlled with a speed limiter that can be changed by the dealer; and

- (d) **Power** - Have a minimum power rating as indicated in the **CONFIGURATION CAPABILITY TABLES**.

**3.7.2 Engine Components** - The engine shall include:

- (a) **Air Filter** - A replaceable air filter;
- (b) **Cooling System** - A cooling system that includes a thermostatic fan; and
- (c) **Engine Compression Brake** - An internal engine compression brake system.

**3.7.3 Exhaust System**

**3.7.3.1 Exhaust System** - The vehicle shall<sup>(E)</sup> be equipped with an exhaust system including a vertical stack that clears the body roof line and fitted with an exhaust elbow.

**3.7.3.2 Option 1 - Exhaust System** - This is applicable to vehicles equipped with heated dump (Item V in the Requirement Summary Table). The exhaust components and configuration shall be suitable for a vehicle equipped with 2010 EPA compliant engine and a heated dump box. The vehicle shall<sup>(E)</sup> be equipped with a single, horizontal, after treatment device frame mounted outside right rail under cab. The exhaust system shall<sup>(E)</sup> include vertical tail pipe and guard. Applicable to vehicles equipped with heated dump body.

**3.7.4 Fuel Fired Preheat System** - The vehicle shall be equipped with a Fuel Fired Preheat System that shall preheat the vehicle by heating the engine coolant. The system shall:

- (a) **Components** - Consist of all components required for the preheating of engine coolant and insulated cab and include a 7 day timer and control system, and all fittings, hoses and controls required for the efficient operation of the system;
- (b) **Operate Independently** - Operate independently or while the engine is operating. Fuel shall be drawn from the engine fuel tank;
- (c) **Fuel Type** - Operate on all diesel formulations suitable for installed engine; and
- (d) **Power Requirement** - Operate without requirement for power from outside vehicle.

**3.7.5 Fuel Reservoir** - The vehicle fuel delivery system shall include a fuel reservoir system that is mounted on heavy-duty support brackets. The capacity shall be a minimum of 352 liters (93 US gallons). The tanks shall<sup>(E)</sup> not interfere with the operation of any equipment installed on the vehicles and shall<sup>(E)</sup> not disturb the balance of the weight configuration.

**3.7.6 Cold Weather Starting Aids** - The vehicle shall be equipped with:

- (a) **Block Heater** - A 120-volt AC block heater of a wattage recommended by the engine manufacturer;
- (b) **Fuel Filter** - A fuel filter/water separator incorporating a thermostatically controlled heater;
- (c) **Oil Pre-Heater** - 120 Volt oil pre-heater;

- (d) **Fuel Heater** - A self-regulating in-line fuel heater to warm the fuel before it enters the fuel filter(s) and to maintain the fuel temperatures above the waxing/gelling point during cold weather operation; and

**Note:** The following fuel heater is provided as guidance - Fuel Pro.

- (e) **Winter Bra** - An attachable winter front.

**3.7.7 Automatic Transmission (6 Speed)** - The vehicle shall be equipped with a automatic transmission having at least 6 forward speeds.

**3.7.8 Power Take-OFF(PTO)** - The PTO shall<sup>(B)</sup> be transmission mounted.

**3.7.9 Hydraulic System** - A hydraulic system shall be provided. The hydraulic system shall have:

- (a) Hydraulic hoses that comply with the requirements of SAE J517. Rubber grommets shall<sup>(B)</sup> be used to protect the hoses where they pass through metal components;
- (b) A hydraulic reservoir that is equipped with a fluid level sight gauge. The filler opening shall<sup>(B)</sup> be the vented type and fitted with a replaceable strainer;
- (c) A set of control levers of the pneumatic feathering proportional type to operate the plow (as required). All lines to the valve assembly shall<sup>(B)</sup> be sufficient to allow an operator wearing gloves to safely activate them;
- (d) A bank of hydraulic control valves located outside of the cab to operate plow (as required). All lines to the valve assembly shall<sup>(B)</sup> be colour coded for ease of maintenance;
- (e) An in-circuit hydraulic filter assembly equipped with a filter condition indicator. The filter assembly shall be positioned so as to allow filter changes without a complete loss of hydraulic fluid from the reservoir; and
- (f) A tandem pump - One circuit to operate the spreader conveyor belt and spinner and another circuit to operate the hoist and plow systems. This is only applicable to dump/spreader with plow configuration (**applicable to vehicles equipped with dump spreader and plow combination**).

**3.7.10 Steering** - The vehicle shall be equipped with a power assisted steering system with a telescopic/tilt steering column.

**3.7.11 Brakes** - The brakes system shall:

- (a) **Brake System** - Be a full air actuated service brake system and spring actuated parking brake system that comply with Motor Vehicle Safety Regulation (MVSr) 121.1 of the Canadian Motor Vehicle Safety Standard (CMVSS);
- (b) **ABS** - Include at least a 4-channel anti-lock (ABS) brake system;
- (c) **S-cam** - Be S-cam type air brakes with automatic slack adjusters on all wheels;

- (d) **Air Compressor** - Include a minimum 0.42 cubic metre per minute (15 cfm) air compressor;
- (e) **Wet Tank** - Include a wet tank reservoir capable of being recharged using a quick disconnect fitting for charging air system;
- (f) **Automatic Air Dryer** - Include an automatic air dryer;
- (g) **Heated Expello Valve** - Be equipped with heated expello valve on the wet tanks and manual pull type on the dry tanks. The air tank shall<sup>(E)</sup> be equipped with pull type drain connected with cable and could be reached from outside of the vehicle;
- (h) **Dust Shields** - Include brake housing dust shields and visual brake stroke indicators on all wheels; and
- (i) **Emergency Brake Chambers** - Include emergency brake chambers on any rear axle(s).

**3.7.12 Wheels and Tires** - The vehicle shall be equipped with steel-belted, tubeless radial tires. The tires shall be mounted on aluminium hub pilot disc wheels that are balanced to preclude wheel shimmy at all vehicle speeds. The tires shall be highway on the front axle and mud and snow on the rear axles for configurations A, B, D & E. All tires shall be mud and snow for configuration C.

**3.7.13 Suspension** - The vehicle shall be equipped with:

- (a) **Front Spring Suspension** - A spring suspension on the front axle;
- (b) Rear spring suspension for configuration A and rear rubber block suspension for configurations B to E. The rear axle shall<sup>(E)</sup> be equipped with a stabilizer bar; and
- (c) **Shock Absorbers** - Shock absorbers on all axles, except for the lift axle.

**3.7.14 Axles** - The vehicle shall be equipped with Manufacturer's Standard I-Beam front axle and single speed tandem rear drive axles. The following axle configuration and equipment shall<sup>(E)</sup> be provided:

- (a) **Front Axle Setback** - Be provided with the manufacturer's standard I-Beam front axle; and
- (b) **Differential** - Driver controlled differential locks on rear axle(s).

**3.7.14.1 Option 2 - Lift Axle** - (applicable to Items III, IV & V) - As requested in the Requirement Summary Table, the vehicle shall be equipped with an air lift self steer axle. The axle shall have:

- (a) A capacity as detailed in the Configuration Capability Table under "Lift Axle";
- (b) Air suspension;
- (c) Controls located inside the cab; and

- (d) An automatic lift when transmission is in reverse.

**3.7.15 Frame** - The vehicle frame rails shall:

- (a) Be constructed of at least 120,000 psi High Strength Steel and a RBM as identified as "FRAME RBM", as detailed in the **CONFIGURATION CAPABILITY TABLE**.

**3.7.16 Cab** - The vehicle shall be equipped with:

- (a) **Conventional Cab** - A conventional cab with rear visibility windows;
- (b) **Driver's Seat** - A driver's seat. The driver's seat shall be a high-back air suspended seat with cloth inserts and retractable 3-point seat belt assembly;
- (c) **Passenger's Seat** - A passenger seat. The passenger seat shall be a high-back air suspended seat with cloth inserts and a retractable 3-point seat belt assembly;
- (d) **Rear View Mirrors** - Two aerodynamic, heavy-duty, heated, motorized, rear view mirrors. Each mirror shall<sup>(E)</sup> include a convex section. Mirror glass shall be replaceable, adjustable from inside the cab and include a heating element;

Note: The following heavy-duty west coast mirrors dimensions are provided as guidance: 15 by 40 cm (6 by 16 inches). The following convex mirrors dimensions are provided as guidance: 20 cm (8 inches) diameter.

- (e) **Sun Visors** - Two rotating and pivoting interior sun visors;
- (f) **Dark Upholstery**;
- (g) **Coat Hooks**;
- (h) **Mats** - Removable waterproof mats for easy cleaning;
- (i) **Armrests** - Molded Armrests on both doors and two armrests per seat;
- (j) **Premium Insulation** - Premium insulation in the cab including the floor(s);
- (k) **Air Conditioning** - A factory installed, air conditioning system;
- (l) **Visibility Equipment** - A visibility window in the front lower portion of the right hand door of the cab **OR** a look-down mirror mounted at the top of the right hand door of the cab;
- (m) **Power Windows and locks** - Electrically powered windows and locks in both doors;
- (n) **Trim** - Manufacturer's standard interior trim;
- (o) **Stereo** - An AM/FM radio with CD player;
- (p) **Air Horns** - Air horn(s). If air horns are mounted on the roof, then snow shields shall be provided;

- (q) **Tinted Windshield** - Tinted windshield to reduce solar heating effects; and
- (r) **Exterior Sun Visor** - An exterior sun visor.

**3.7.17 Controls and Instruments** - The vehicle shall be equipped with:

- (a) **Windshield Spray** - Electric windshield washer sprayer;
- (b) **Windshield Wipers** - Intermittent windshield wipers;
- (c) **Cruise Control** - Cruise control system with a fast idle feature;
- (d) **Tachometer**;
- (e) **Odometer**;
- (f) **Coolant Temp** - Coolant temperature gauge with a high coolant temperature indicator;
- (g) **Trans Temp** - Transmission temperature gauge with a high transmission temperature indicator;
- (h) **Oil pressure** - Oil pressure gauge with a low engine oil pressure indicator;
- (i) **Electrical Meter** - Voltmeter or ammeter;
- (j) **Air Pressure** - Low air pressure indicator;
- (k) **Reverse Warning** - Back up alarm;
- (l) **Differential Indicator** - A differential lock engagement indicator; and
- (m) **PTO Indicator** - A PTO engagement indicator.

**3.7.18 Electrical System** - The vehicle shall be equipped with **LED** lights (note vehicle's definition in paragraph 1.2.1 (f)). The electrical system shall include:

- (a) **Halogen headlights**;
- (b) Clearance lights, stop lights, turn signals and tail lights that comply with the Highway Traffic Regulations;
- (c) **Circuit Protection** - All circuits protected from overload;
- (d) **Electrical Insulation** - Insulating grommets where wiring passes through metal; and
- (e) **Beacon Light - Amber** - Amber strobe beacons mounted one on each side of the cab roof or cab shield, as applicable. The light shall be focused and locked at an angle between 4 and 10 degrees above the horizontal.

**3.7.19 Alternator** - The vehicle's alternator shall have an output of at least 200 Amperes.

**3.7.20 Batteries** - The vehicle shall be supplied with maintenance free



batteries which shall have a minimum rating of 2500 CCA.

**3.7.21 Hoist** - The vehicle (for all Items) shall be equipped with a telescopic hydraulically operated hoist. The hoist shall:

- (a) **Lifting Force** - Provide sufficient lifting force on the loaded dump body at the commencement of lift at a hydraulic pressure not exceeding 80 percent of the rated system pressure;
- (b) **Tipping Angle** - Have a designed tipping angle of  $50 \pm 2$  degrees;
- (c) **Hoist Control** - Have a cab mounted hoist control for raising and lowering the dump body. This control shall be separated from any other snow plow and spreader controls, as applicable;
- (d) **Operation While in Motion** - Be capable of being operated while the truck is in motion;
- (e) **Pressure Relief Device** - Be equipped with a pressure relief device to prevent overloading the hydraulic system when the hoist has reached the end of the stroke;
- (f) **Hoist Safety** - Include a safety mechanism to prevent the body tipping beyond the design limit;
- (g) **Lubrication** - Include lubrication fittings on universal joints, slip joints and steady bearings which require lubrication; and
- (h) **Nitrated Rod** - have a nitrate treated hydraulic rod.

**3.7.22 Miscellaneous Equipment** - The vehicle shall be equipped with the following:

- (a) **License Plate Mounting** - License plate mounting provision, front and rear. The Rear licence plate shall<sup>(B)</sup> be illuminated;
- (b) **Mud Flaps** - Front and rear mud flaps. The rear mud flaps shall be attached to the dump box;
- (c) **Tow Hooks** - Tow hooks mounted at the front and at the rear, hooks and mountings of sufficient strength to permit the recovery of the vehicle; and
- (d) **Pintle Hook and Trailer Brake Control** - A duplex pintle hook including a trailer brake control. The trailer brake control shall<sup>(B)</sup> be mounted at the operator's station on or near the steering column. The pintle hook shall have the following features:
  - (i) The pintle hook shall withstand a minimum of 4,445 kg (9,800 lbs) vertical load and 20,412 kg (45,000 lbs) Gross Trailer Weight. The safety chain towing shackles shall have drawbar pull capacity of at least 4,563 kg (10,000 lbs) and installed on both sides of the pintle hook; and

Note: The following pintle hook Make and Model is provided as guidance - Heavy-duty swivel type (Holland - Model PH

760) with model TH-850 trailer safety chain towing shackle.

- (ii) In case a plate is required for the pintle hook installation, the plate shall be fabricated using steel. Stress analysis shall be conducted to confirm the ability of the plate to withstand the maximum towed load requirement as indicated in the **CONFIGURATION CAPABILITY TABLES**. The analysis result shall be provided to the Technical Authority on request. A line drawing for the plate design shall be provided to Technical Authority on request. The line drawing shall detail the location of the following components:

1. The licence plate;
2. LED licence plate light and guard;
3. Two shackles;
4. The airline connectors (dummy glad hands secured by chain);
5. Seven-pin trailer connector with ABS
6. Trailer receptacle - **No need to install trailer receptacle for this requirement.**

The following pintle hook plate line drawing is provided as guidance:

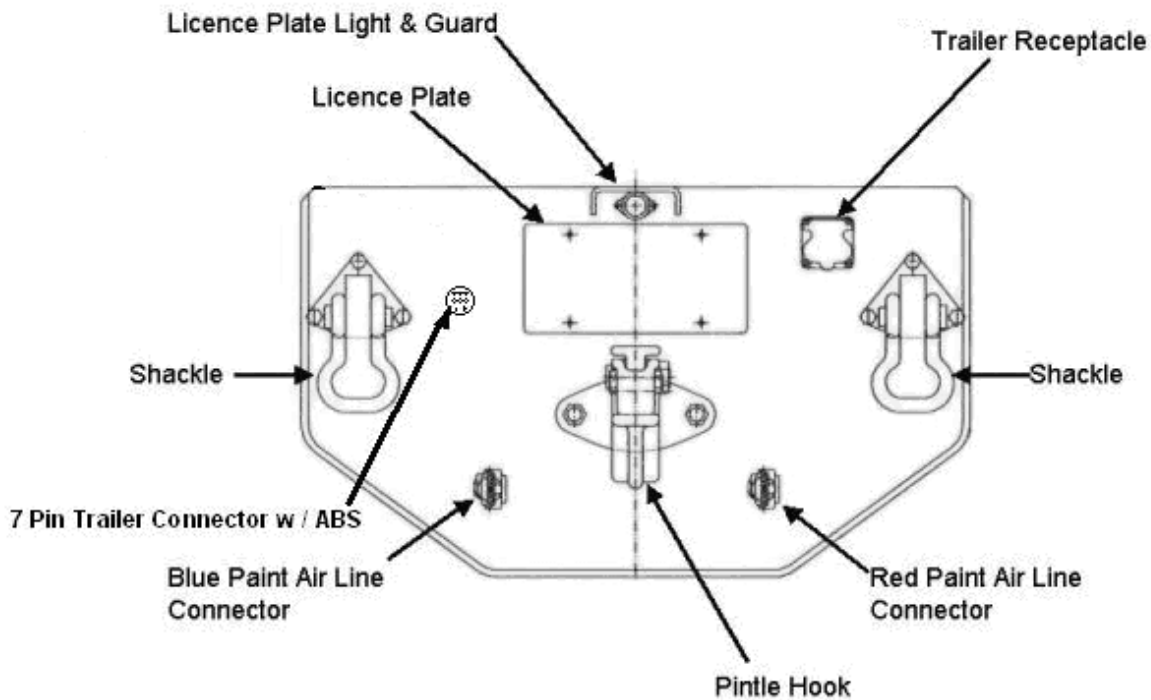


Figure 1 Pintle Hook Plate

**3.7.23 Paint** - The following paint procedure shall<sup>(B)</sup> be followed for the vehicle including the cab chassis and variant systems, as applicable:

- (a) **Manufacturer's Painting Method** - Paint applied in accordance with the paint manufacturer's recommendations and the manufacturer's best production procedures, rendering a durable finish and a smooth appearance, free from runs, sags and orange peel; and
- (b) **Phosphate Treatment** - A phosphate treatment plus primer or an E-coat system on all ferrous metals, followed by a minimum of one coat of paint and a clear coat.

**3.7.24 Paint Colour** - The vehicle shall be painted high visibility yellow. The chassis components may be painted the manufacturer's standard colour. Plows shall be painted the manufacturer's standard colour.

**3.7.25 Corrosion Protection** - The following shall be applied to the vehicle:

- (a) **Rust Proofing** - Aftermarket rust proofing provided in addition to standard factory rust proofing. The treatment will normally be applied within the first year of service. The treatment date will be directed by the Technical Authority to optimize seasonal rust prevention benefits. If not demanded prior to delivery, a pre-paid certificate authorizing treatment at an aftermarket outlet shall be provided with the vehicle.
- (b) **Rust Preventative** - All metal surfaces treated with a rust preventative oily film product having the following properties;
  - (i) Moisture displacing;
  - (ii) Creeping (capillary action);
  - (iii) Low solvent content;
  - (iv) Compatibility with rubbers, plastics and all other materials used in automotive construction;
  - (v) Non toxic;
  - (vi) Minimal dripping;
- (c) **Salt Spray Endurance Test** - Written proof of a twelve hour ASTM B117 salt spray endurance test certification by an independent test laboratory. Krown Rust Kontrol and Rust Check products have been previously certified, proof not required.
- (d) **Application Areas** - The application includes, but is not limited to the underside of fenders and hood, enclosed and boxed-in sections, seams, mouldings, crevices, weld points, underbody and exposed exterior brackets;
- (e) **Warranty Documentation** - A decal and warranty papers accompanying each vehicle; and
- (f) **Availability** - The corrosion protection system shall be widely available across Canada or available through mobile services.

Note: the following corrosion protection systems are provided as guidance:

Krown Rust Kontrol or Rust Check products.

**3.7.26 Corrosion Resistant Materials** - The vehicle **shall**<sup>(E)</sup>:

- (a) **Rivets** - Be manufactured with stainless steel, zinc plated or hot dipped galvanized aluminium rivets, and plastic black oxide brass fasteners; and
- (b) **Corrosion Protection Design** - Be designed to prevent galvanic corrosion.

**3.7.27 Lubricants, Hydraulic Fluids and Fittings** - The vehicle **shall**<sup>(E)</sup>:

- (a) Axles, transmission and differentials **shall** be furnished with synthetic lubricant. The synthetic lubricant **shall** be approved by components manufacturer and furnished by the OEM; and
- (b) The vehicle **shall** operate satisfactorily on Canadian Forces Supply Line lubricants including synthetic lubricants. This includes 15W40 and SAE 75W90. Vehicle hydraulic systems **shall**<sup>(E)</sup> operate using DEXRON III.

**3.7.28 Identification** - The following information **shall**<sup>(E)</sup> be permanently affixed in a conspicuous and protected location:

- (a) **Manufacturer Identification** - The manufacturer's name, model number, serial number and model year; and
- (b) **Loading Ratings** - The GVWR, GCWR and GAWR ratings (as applicable).

**3.7.29 Warning and Instruction Plates** - The vehicle **shall**<sup>(E)</sup> be equipped with warning and equipment operation instruction plates that are in accordance SAE J115. The Plates **shall** be within easy view of the operator, be bilingual (English and French) and/or make use of graphic symbols, as much as possible, as defined in SAE J1362.

**4. Equipment Variant Options -**

**4.1 Option 3 - Dump Body** (applicable to Item II) - As requested in the **Requirement Summary Table**, the vehicle **shall** be equipped with a dump body that have a nominal water level volume of 6.88 m<sup>3</sup> (9 yd<sup>3</sup>). The body **shall**:

- (a) **Height** - Have a nominal height in the range of 66 to 102 cm (26 to 40 inches), however the height of the side wall above ground level **shall** not exceed 2.59 meters (102 inches).
- (b) **Width** - Have a nominal width in the range of 213 to 234 cm (84 to 92 inches).
- (c) **Panels** - Have front panels and side panels constructed of at least 3 mm (10 GA) high tensile steel. Ribs **shall**<sup>(E)</sup> be sloped to prevent accumulation of corrosive material;
- (d) **Floor** - Have a floor constructed of at least 6.3 mm (1/4-inch) high tensile steel and supported by at least two long members and cross members;

- (e) **Tailgate** - Include a double-acting type tailgate constructed of at least 6.3 mm (1/4-inch) high tensile steel designed for top and bottom opening with a tailgate latch. Combination spreading and drop chains shall be provided. Tailgate shall<sup>(E)</sup> be air-operated and controlled by a switch mounted in the cab;
- (f) **Tire Chain Clearance** - Include clearance for tire chains;
- (g) **Cab Shield** - Include a manufacturer's standard half-sized cab shield, braced to prevent buckling;
- (h) **Safety Bar** - Include a safety bar (painted a high visibility colour) designed to hold the dump body in the "UP" position during maintenance operations;
- (i) **Cover** - Include a fully retractable air or electrically operated cover that is controlled by a switch mounted in the cab;
- (j) **Reflectors** - Include reflectors mounted on rear and sides of the dump body;
- (k) **Lights** - Include LED sealed clearance lights, LED rear stop lights, LED tail lights, and LED directional lights inset at the rear of the dump body. These lights shall be wired to work simultaneously with the vehicle lighting system;
- (l) **Paint** - Be painted the same colour as the vehicle;
- (m) **Welded Body** - Have a continuously welded body;
- (n) **Side Ladder** - Have a fold-up ladder on the left front side of the dump box. The ladder steps shall be manufactured of non-slip material; and
- (o) **Apron** - Include an apron at the rear of the dump body to dispel material further away from the vehicle when dumping.

**4.2 Option 4 - Dump Body** (applicable to Item IV) - As requested in the Requirement Summary Table, the vehicle shall be equipped with a dump body that have a nominal water level volume of 10.7 m<sup>3</sup>(14 yd<sup>3</sup>). The dumb body shall have items 4.1(a) through 4.1(o), inclusive.

**4.3 Option 5 - Heated Dump Body** (applicable to Item V) - As requested in the Requirement Summary Table, the vehicle shall be equipped with 16.82 m<sup>3</sup> (20 yd<sup>3</sup>) heated dump body. The vehicle shall be equipped with a heated 6.25 m<sup>3</sup> (20.5 ft) dump body. For the heated body application, the vehicle shall be equipped with a single exhaust with stainless steel diverter, thermostatically air controlled and a heat kit consisting of Diesel Particulate Filter (DPF) automatic application. The body shall:

- (a) Have a nominal water level volume of 16.82 m<sup>3</sup> (20 yd<sup>3</sup>);
- (b) Have a nominal length of 6.25 m (20.5 ft);

- (c) Have 122 cm (48 inches) nominal height smooth sides; however the height of the side wall above ground level shall not exceed 2.59 meters (102 inches). The material shall be alloy steel one piece construction;
- (d) Have a nominal width in the range of 213 to 234 cm (84 to 92 inches).
- (e) Be equipped with painted spruce sideboards. The sideboards shall be 5 x 25.4 cm (2 x 10 inches). The sideboards shall be fastened by quantity 6, 9.5 mm (3/8 inch) stainless bolts on each board;
- (f) Have front panels constructed of at least AR450 4.76 mm (3/16 inch) high tensile steel,
- (g) Have the sides constructed of at least AR450 6.3 mm (1/4-inch) high tensile steel,
- (h) Have a floor constructed of at least AR450 6.3 mm (1/4-inch) high tensile steel and supported by at least two long members and cross members;
- (i) Be equipped with a tailgate. The tailgate shall include a double-acting type tailgate constructed of at least 6.3 mm (1/4-inch) high tensile steel. Combination spreading and drop chains shall be provided. The tailgate shall be hi-lift air-operated and controlled by a switch mounted in the cab. The tailgate shall be 137 cm (54 inches) high. The tailgate shall have spreader chain bracket located at bottom of tail gate at 68.6 cm (27 inches) from each side of gate with safety chain hooks under the dump body rear bumper. The tailgate rear hinge shall be constructed of 12.7 x 127 x 127 mm (1/2 x 5 x 5 inches) and have 21/2" pins with recessed grease fitting at one end for ease of greasing. Pin shall have spiral groove and distribute grease from centre of pin to both pin ends and shall be rated at 63.5 tonne (70 ton). Quantity 3 CDI coal doors shall be provided and shall have one set of safety twist locks (one on each side of tailgate);
- (j) Include clearance for tire chains;
- (k) Include a filler plate 45.7 cm (18 inches) minimum cab shield and braced to prevent buckling;
- (l) Be equipped with air operated tarp. The roller shall be 10 cm (4 inches) diameter, 208.3 cm (82 inches) drum surface With 2.54 cm (1 inch) shaft and 2,54 cm (1 inch) sealed bearings at each end. Rear cross shaft shall be constructed of 2,54 cm (1 inch) schedule 40 black pipe with 2,54 cm (1 inch) retainer flat bar and have 13.3 cm (5 ¼ inches) bolt holes to fastened tarp. Tarp shall be black mesh and be 208.3 cm (82 inches) wide with 9 steel grommets at the front. Tarp arms shall be one piece HSS 2.54 x 5 x 0.32 cm (1 x 2 x 1/8 inches) tarp arms to be bolt on for ease of replacing and fastened to a 1-1/2" underbody cross shaft and have 6 greasing points. Quantity 2 10 cm (4 inches) air tarp cylinder shall be mounted under the body between body sills and have 9.5 mm (3/8 inch) quick release valves. Quick release valves shall be ported at exhaust port for proper speed of tarp functions. Air tarp shall utilize quantity 2 45.7 cm (18 inches) tarp

- spring located under body to assist the cylinders when covering load;
- (m) Include reflectors mounted on rear and sides of the dump body;
  - (n) Include sealed LED clearance lights, LED rear stop lights, LED tail lights, and LED directional lights inset at the rear of the dump body. These lights shall be wired to work simultaneously with the vehicle lighting system;
  - (o) Be painted the same colour as the truck chassis (Yellow). Body shall be completely sandblasted free from OEM primers. Body shall be epoxy primed and painted with bake on finish before being installed on chassis. Paint & Primer shall<sup>(B)</sup> be Sherwin Williams and be 3.5 V.O.C. Genesis single stage;
  - (p) Have a continuously welded body;
  - (q) Have a fold-up step ladder and grab handles mounted on forward left side. Ladder step shall be manufactured with a non-skid type material;
  - (r) Include an apron at the rear of the dump body to dispel material further away from the vehicle when dumping.

**4.4 Option 6 - Dump/Spreader** (applicable to Item I) - As requested in the **Requirement Summary Table**, the vehicle shall be equipped with a dump body that has a nominal water level volume of 3.97 m<sup>3</sup> (5.2 yd<sup>3</sup>). The dump/spreader shall be capable of discharging and spreading aggregate (i.e. urea, salt and sand) ahead of the rear wheels during winter operations. The spreader shall not hinder the ability of dumping material to the rear of the vehicle as a conventional dump body. The dump/spreader shall:

- (a) **Dump Properties** - Have items 4.1(a) through 4.1(o), inclusive;
- (b) **Side-Dumping Shell** - Include an inner side-dumping shell for spreader operation. The grease lines for the hinges shall<sup>(B)</sup> be routed to the outside of the long members for ease of lubrication;
- (c) **Strength** - Have the front, side and tailgate panels constructed of at least 3 mm (10 GA) high tensile steel. Ribs shall<sup>(B)</sup> be sloped to prevent accumulation of corrosive material;
- (d) **Conveyor** - Include a chain driven conveyor for moving the aggregate to the front chute and spinner. The conveyor tension shall<sup>(B)</sup> be provided by grease activated rams;
- (e) **Conveyor Floor** - Have the conveyor floor, conveyor cover and dump body floor constructed of at least 6.3 mm (1/4-inch) high tensile steel and be supported by at least two long members;
- (f) **Polymer Lined Chute** - Include a polymer lined chute and poly material spinner mounted on the left front corner of the dump body;
- (g) **Spotlight** - Include an LED white spotlight to illuminate the spinner. The spotlight shall be controlled by a separately identified switch in

the cab unless it is illuminated automatically when the spinner is actuated;

- (h) **Control System** - Include an electronic spreader control system that is controlled from the cab. The control system shall<sup>(E)</sup> be a Dickie-John system that encompasses:

- (i) A conveyor speed proportioning valve;
- (ii) A spinner speed proportioning valve;
- (iii) An electronic application rate sensor;
- (iv) An electronic vehicle speed sensor;
- (v) Digital console controller and alarm; and

- (i) **Screen** - Include a screen to break up salt loaded in the dump body.

**4.5 Option 7 - Dump/Spreader** (applicable to Item III) - As requested in the Requirement Summary Table, the vehicle shall be equipped with a dump body that have a nominal water level volume of **9.17 m<sup>3</sup> (12 yd<sup>3</sup>) dump body/spreader**. The dumb body shall have items **4.4(a)** through **4.4(i)**, inclusive.

**4.6 Option 8 - Drive Frame & Front Hitch** - As requested in the Requirement Summary Table, the vehicle shall be equipped with drive frame and front hitch (applicable to Items I, II & III) - The drive frame and the front hitch shall:

- (a) **Quick Mounting** - Be the quick low mounting type with power tilt capability, with controls inside the cab, for trucks equipped with hoods that swing open towards the front;
- (b) **Quick Disconnect Couplings** - Have hydraulic lines equipped with quick disconnect couplings. All couplings shall have rubber cover caps;
- (c) **Reversing Mechanism** - Include a suitably mounted full power hydraulically operated reversing mechanism capable of reversing the plow from right to left during snow clearing mode;
- (d) **Power Angle Cylinders** - Include power angle cylinders of suitable diameter and are protected from impact by a cushion valve;
- (e) **Power Lift Cylinder** - Include a power lift cylinder of suitable diameter;
- (f) **Nitrated Rod** - Include nitrate treated hydraulic rods;
- (g) **Oscillating Plate** - Include a reinforced oscillating plate to enable the plow to follow the contours of the road surface;
- (h) **Self-Leveling** - Include a self-leveling device capable of keeping the cutting edge of the moldboard parallel to the road surface while in the carrying position;



- (i) **Front Support Plates** - Include front support plates of at least 13 mm (1/2 inch) thick steel that are set back as far as possible along the truck chassis frame rails in order to provide optimum support; and
- (j) **Headlights** - Include rubber shock mounted rectangular quartz-halogen headlights with integrated directional lights positioned to provide additional lighting during plowing operations and to illuminate the frontal area when the plow is raised.

**4.7 Option 9 - One-Way Snow Plow** - Applicable to item III - As requested in the Requirement Summary Table, the vehicle shall be equipped with a One-Way snow plow. The plow shall:

- (a) Be equipped with a high speed continuous curve poly material type moldboard assembly that includes upper horizontal support, lower horizontal support and vertical ribs. The moldboard shall be adjustable to allow for various cutting edge attack angles and have following nominal dimensions:
  - (i) Nose height - 81 cm (32 inches);
  - (ii) Discharge height - 157 cm (62 inches);
  - (iii) Overall length - 3.35 metres (11 feet);
  - (iv) Clearing path - 2.7 metres (9 feet); and
  - (v) Thickness of moldboard material - 9 mm (3/8 inch).
- (b) Include a compression type trip mechanism for absorbing road shocks;
- (c) Include a multi-section carbide steel cutting blade;
- (d) Include at least two moldboard shoes;
- (e) Include two height adjustable skid shoe assemblies;
- (f) Include high coloured visibility plow marker attached to each end of the plow; and
- (g) Be equipped with Nitrogen Ride Control System - The system shall be connected to the plow lift cylinder in order to absorb the shock loads transferred to the truck front axle, suspension and chassis when the plow is in the carry position. The system is requested in order to increase plow truck stability at work and during breaking.

**4.8 Option 10 - Reversible Plow** - Applicable to items I & II - As requested in the Requirement Summary Table, the vehicle shall be equipped with a 3.3 meter (11-foot) nominal reversible snow plow. The snow plow shall:

- (a) Be equipped with a high speed continuous curve poly material type moldboard assembly that includes an upper horizontal support, a lower horizontal support and vertical ribs. The moldboard shall<sup>(E)</sup> be

adjustable to allow for various cutting edge attack angles and shall<sup>(E)</sup> have the following nominal dimensions:

- (i) Overall height - 106 cm (42 inches);
- (ii) Overall length - 3.35 meter (11 feet);
- (iii) Thickness of moldboard material - 9 mm (3/8 inch);
- (b) Include a compression type trip cutting edge assembly with a multi-section carbide steel cutting blade;
- (c) Include at least two moldboard shoes;
- (d) Be equipped with two height adjustable skid shoe assemblies;
- (e) Be equipped with abrasive resistant steel curb (scuff) shoes mounted at each extremity of the blade;
- (f) Be equipped with left and right markers; and
- (g) Be equipped with Nitrogen Ride Control System - The system shall be connected to the plow lift cylinder in order to absorb the shock loads transferred to the truck front axle, suspension and chassis when the plow is in the carry position. The system is requested to increase plow truck stability at work and during breaking.

**4.9 Option 11 - Side Wing Plow** - Applicable to items II & III - As requested in the Requirement Summary Table, the vehicle shall be equipped with a side wing plow. The side wing plow shall:

- (a) **Moldboard** - Be equipped with a continuous curve poly material type moldboard assembly that includes upper horizontal support, lower horizontal support and vertical ribs;
- (b) **Benching Operations** - Be capable of performing limited benching operations at a horizontal height of at least 25 cm (10 inches);
- (c) **Dimensions** - Have the following nominal dimensions:
  - (i) Height at the front end - 76 cm (30 inches);
  - (ii) Height at discharge end - 96 cm (38 inches);
  - (iii) Overall length of - 3.35 meters (11 feet);
  - (iv) Thickness of moldboard material - 9 mm (3/8 inch);
- (d) **Carbide Cutting Edge** - Include a carbide cutting edge;
- (e) **Front Plow Interference** - Not interfere with the operation of the front plow;

- (f) **Dump body Interference** - Not interfere with the operation of the dump body;
- (g) **Engine Hood Interference** - Not interfere with the opening of the engine hood or be designed such that one person can easily and safely manipulate the system to allow opening of the hood;
- (h) **Overlap** - Overlap the cutting path of the plow to ensure that a ridge of snow is not left between the plow and the wing;
- (i) **Quick Mounting Posts** - Include front and rear-mounting posts designed for the quick mounting and dismounting of the wing and brace. The front post shall not interfere with opening of the vehicle hood on trucks equipped with hoods that tilt forward;
- (j) **Hydraulic lifting** - Include a power (up and down) hydraulically operated lifting and lowering mechanism;
- (k) **Wing Travel Position** - Be designed such that the operator can see out the right side window while the side plow is in the up position;
- (l) **Side Plow Angle of Attack** - Have a hydraulically adjustable arm to change the angle between the blade and the vehicle;
- (m) **Safety Chain** - Include a safety chain arrangement to secure the nose of the wing in the event of break away;
- (n) **Stowed Safety Chain** - Include a safety chain arrangement to secure the wing when in the stowed position;
- (o) **Road Shock Protection** - Include a trip mechanism for protection against road shock;
- (p) **Quick Disconnect Couplings** - Include hydraulic lines that are equipped with quick disconnect couplings;
- (q) **Flood light** - Include a white flood light on the rear side wing post installed on an adjustable bracket. The light shall be controlled with a switch on the dash;
- (r) **Convex mirror** - Include convex mirror mounted on the right fender or right post to view the plow;
- (s) **Nitrated Rod** - Have nitrate treated hydraulic rods; and
- (t) **Visibility Markers** - Include coloured visibility plow marker attached to each end of the plow.

**5. Deliverable Information** - The Contractor shall provide the Deliverable Information in accordance with the terms of the contract.

**5.1 Equipment Manuals** - Drive train manuals such as engine, transmission and axles/differentials shall be provided with the chassis manuals (manuals as available from the component manufacturer). The following additional

manuals shall be provided:

- (a) **Operator's/Owner's Manuals** - Operator's manuals shall be furnished in a bilingual format or as 2 manuals in a single binder (one English, one French). A hard copy of the Operator's manual shall be delivered with each vehicle;
- (b) **Parts Manuals** - The Parts Manuals shall be in English (French translation is desirable);
- (c) **Maintenance (Shop Repair) Manuals** - The Maintenance (Shop Repair) Manual shall be in English (French translation is desirable);
- (d) Manuals on CD/DVD-ROM or online will be acceptable. The operator's manual shall be provided as detailed in paragraph 5.1 (a).
- (e) **Variant Equipment Manuals** - Variant equipment are assemblies not produced by the Prime manufacturer that are added to the vehicle, which have their own set of manuals. This shall include:
  - (i) Operating Instructions;
  - (ii) Parts Manual;
  - (iii) Maintenance Manual (Shop Repair); and
- (f) **Sample Manuals** - A set of Sample Manuals, including all of the above manuals. The sample manuals shall be delivered to the Technical Authority 15 working days before delivery of vehicles. Sample manuals will not be returned. The Technical Authority will provide manual approval or comments within 30 days;

**5.2 Data Summary** - The Contractor shall provide a bilingual English/French Data Summary to the Technical Authority for each complete vehicle make/model furnished. The Contractor shall complete Data Summary by filling in the required data and an electronic picture into a Data Summary template provided by the Technical Authority.

**5.3 Photographs** - The contractor shall provide the Technical Authority with two (2) digital pictures for each complete vehicle, one of the left front three-quarter view, and one of the right rear three-quarter view. All pictures shall be taken with a clear uncluttered background. The picture size shall be at least 4 Mega pixels.

**5.4 Warranty Letter** - The contractor shall provide a copy of the completed bilingual English/French Warranty Letter with each vehicle shipped in the format approved by the Technical Authority. The Contractor shall send a copy of the completed Warranty Notification Letter to the Technical Authority for each vehicle shipped, at shipment. A copy of the Warranty Letter shall be forwarded to the Technical Authority in electronic format.

**5.5 Line Setting Ticket** - The Contractor shall provide a Line Setting Ticket, or equivalent, describing the components provided on the cab and chassis. One copy of the Line Setting Ticket shall accompany each completed vehicle to the final delivery point. The Contractor shall produce a Supplement listing for all Non-Production Line components and systems included in the Contract. The Supplement shall indicate the name of the

component or system and the company (name and address) where it is to be installed on the cab and chassis. One copy of the Line Setting Ticket and one copy of the Supplement shall be forwarded to the Technical Authority as soon as they are available.

**5.6 Familiarization** - Familiarization shall be provided for the complete vehicle. A Contractor representative shall provide a minimum of three hours of Operator familiarization training to a maximum of eight persons and a minimum of three hours of Maintainer familiarization training to a maximum of eight persons. A proof of familiarization instruction completion shall be provided through a Familiarization Instruction Completion Form. The Form shall be completed and signed by an authorized representative. The form shall accompany the payment invoice. Familiarization instructions shall be available in both official languages for destinations in the Province of Quebec or as requested by the Technical Authority. The Technical Authority will provide Familiarization Instruction Completion Form template.

## **6. QUALITY ASSURANCE PROVISIONS**

**6.1 Quality System Requirements**- The Quality System shall be in compliance with the SACC manual Clause(s) indicated in the Solicitation/Contract. The contractor shall be responsible for the Quality System. The Quality Assurance Representative (QAR) will assure that the contractor is providing a Quality System.

**6.2 Performance and Verification Testing**- The first vehicle of each Configuration to be delivered shall be examined and performance tested by the contractor, under real or equivalent load and operating conditions, to ensure item by item conformance to specified requirements. The QAR and/or the Technical Authority may witness this testing and operate the unit sufficiently to assess the handling characteristics. The contractor shall have a fully equipped vehicle weighed on certified scales, total weight and weight on each axle shall be furnished.

**6.2.1** The remaining vehicles shall be tested by the contractor with or without load to check general performance and operation.

## APPENDIX "1"

## TECHNICAL INFORMATION QUESTIONNAIRE

## 1. SCOPE.

1.1 **SCOPE**- This Questionnaire covers technical information to be supplied by a contractor. This information is required by the Technical Authority for technical assessment of equipment offered. If a paragraph item does not apply to the Configuration, insert NA in response.

**NOTE: IT IS THE CONTRACTORS RESPONSIBILITY TO CLARIFY OUTSTANDING TECHNICAL ISSUES, BY WRITTEN REQUEST, TO THE CONTRACTING OFFICER PRIOR TO BID SUBMISSION.**

PURCHASE DESCRIPTION PARAGRAPHSITEM I1.3 CONFIGURATION CAPABILITY TABLE

TABLE 1 - CONFIGURATION A - TRUCK, 4X2, DUAL WHEELS					
	GVWR	GAWR FRONT	GAWR REAR	PAYLOAD	TOWED LOAD
WEIGHT RATINGS KG (LBS)				Item I  Note: Configuration A equipped with 3.97 m <sup>3</sup> (5.2 yd <sup>3</sup> ) dump/spreader & reversible plow	
VEHICLE TOP SPEED					
VEHICLE GRADEABILITY					
FRAME RBM (Pounds-inch)					
ENGINE HP					

3.1 Standard Design

Complies? Yes\_\_\_\_\_No\_\_\_\_\_

(a) Chassis Make and Model \_\_\_\_\_

3.2 Operating Conditions

Complies? Yes\_\_\_\_\_No\_\_\_\_\_

3.3 Vehicle Safety Regulations

Complies? Yes\_\_\_\_\_No\_\_\_\_\_

NSM certification number\_\_\_\_\_

**3.4 Performance**

Complies? Yes\_\_\_\_\_No\_\_\_\_\_

(c) Computer Generated vehicle performance prediction included?

Yes\_\_\_\_\_No\_\_\_\_\_

**3.5 Ratings**

Complies? Yes\_\_\_\_\_No\_\_\_\_\_

**3.6 Dimensions**

Complies? Yes\_\_\_\_\_No\_\_\_\_\_

**3.6.1 Dimensions (Applicable to Vehicles Equipped with Lift Axle) - N/A**

**3.7.1 Engine**

Complies? Yes\_\_\_\_\_No\_\_\_\_\_

**3.7.2 Engine Components**

Complies? Yes\_\_\_\_\_No\_\_\_\_\_

**3.7.3.1 Exhaust System**

Complies? Yes\_\_\_\_\_No\_\_\_\_\_

**3.7.3.2 Option 1: Exhaust System - N/A**

**3.7.4 Fuel Fired Preheat System**

Complies? Yes\_\_\_\_\_No\_\_\_\_\_

System Make, Model & Capacity \_\_\_\_\_

**3.7.5 Fuel Reservoir**

Complies? Yes\_\_\_\_\_No\_\_\_\_\_

Fuel Reservoir Capacity \_\_\_\_\_ litres/or\_\_\_\_\_ US Gallons

**3.7.6 Cold Weather Starting Aids**

Complies? Yes\_\_\_\_\_No\_\_\_\_\_

(a) Block Heater Make, Model & Capacity \_\_\_\_\_

(d) Fuel Heater Make & Model \_\_\_\_\_

**3.7.7 Automatic Transmission (6 Speed) -** Complies? Yes\_\_\_\_\_No\_\_\_\_\_

Make/Model \_\_\_\_\_

Number of Speeds \_\_\_\_\_

**3.7.8 Power Take-OFF(PTO)**

Complies? Yes\_\_\_\_\_No\_\_\_\_\_

**3.7.9 Hydraulic System**

Complies? Yes\_\_\_\_\_No\_\_\_\_\_

**3.7.10 Steering**

Complies? Yes\_\_\_\_\_No\_\_\_\_\_

**3.7.11 Brakes**

Complies? Yes\_\_\_\_\_No\_\_\_\_\_

(d) Air Compressor Size\_\_\_\_\_liter/min (cfm)

(f) Automatic Air Dryer Make/Model \_\_\_\_\_

**3.7.12 Wheels and Tires**

Complies? Yes\_\_\_\_\_No\_\_\_\_\_

Front wheel Make \_\_\_\_\_ Size \_\_\_\_\_ Rated Capacity\_\_\_\_\_

Rear wheel Make \_\_\_\_\_ Size \_\_\_\_\_ Rated Capacity\_\_\_\_\_

Front Tires Make \_\_\_\_\_ Size \_\_\_\_\_ Rated Capacity\_\_\_\_\_

Tread Pattern\_\_\_\_\_

Rear Tires Make \_\_\_\_\_ Size \_\_\_\_\_ Rated Capacity\_\_\_\_\_

Tread Pattern \_\_\_\_\_

**3.7.13 Suspension**

Complies? Yes\_\_\_\_\_No\_\_\_\_\_

Front Make/Model/Type \_\_\_\_\_

Rating \_\_\_\_\_ kg/or \_\_\_\_\_ lbs

Rear Make/ Model/Type \_\_\_\_\_

Rating \_\_\_\_\_ kg/or \_\_\_\_\_ lbs

**3.7.14 Axles**

Complies? Yes\_\_\_\_\_No\_\_\_\_\_



Front Make/Model/Type \_\_\_\_\_

Rating \_\_\_\_\_ kg/or \_\_\_\_\_ lbs

Rear Make/ Model \_\_\_\_\_

Rating \_\_\_\_\_ kg/or \_\_\_\_\_ lbs

**3.7.14.1 Option 2: Lift Axle - N/A**

**3.7.15 Frame**

Complies? Yes \_\_\_\_\_ No \_\_\_\_\_

Steel Strength \_\_\_\_\_ psi

RBM \_\_\_\_\_ in-lbs

**3.7.16 Cab**

Complies? Yes \_\_\_\_\_ No \_\_\_\_\_

**3.7.17 Controls and Instruments**

Complies? Yes \_\_\_\_\_ No \_\_\_\_\_

**3.7.18 Electrical System**

Complies? Yes \_\_\_\_\_ No \_\_\_\_\_

**3.7.19 Alternator**

Complies? Yes \_\_\_\_\_ No \_\_\_\_\_

Alternator Output \_\_\_\_\_ Amperes

**3.7.20 Batteries**

Complies? Yes \_\_\_\_\_ No \_\_\_\_\_

Batteries - Qty \_\_\_\_\_ Total CCA \_\_\_\_\_

**3.7.21 Hoist**

Complies? Yes \_\_\_\_\_ No \_\_\_\_\_

(a) Lifting Force \_\_\_\_\_

**3.7.22 Miscellaneous Equipment**

Complies? Yes \_\_\_\_\_ No \_\_\_\_\_

**3.7.23 Paint**

Complies? Yes \_\_\_\_\_ No \_\_\_\_\_

**3.7.24 Paint Colour**

Complies? Yes\_\_\_\_\_No\_\_\_\_\_

**3.7.25 Corrosion Protection**

Complies? Yes\_\_\_\_\_No\_\_\_\_\_

**3.7.26 Corrosion Resistant Materials**

Complies? Yes\_\_\_\_\_No\_\_\_\_\_

**3.7.27 Lubricants, Hydraulic Fluids and Fittings**

Complies? Yes\_\_\_\_\_No\_\_\_\_\_

**3.7.28 Identification**

Complies? Yes\_\_\_\_\_No\_\_\_\_\_

**3.7.29 Warning and Instruction Plates**

Complies? Yes\_\_\_\_\_No\_\_\_\_\_

**4. Equipment Variant Options**

4.1 Option 3: Dump Body 6.88 m<sup>3</sup> (9 yd<sup>3</sup>) - N/A

4.2 Option 4: Dump Body 10.7 m<sup>3</sup> (14 yd<sup>3</sup>) - N/A

4.3 Option 5: Heated Dump Body 16.8 m<sup>3</sup> (20 yd<sup>3</sup>) - N/A

4.4 Option 6: Dump Body/Spreader - 3.97 m<sup>3</sup> (5.2 yd<sup>3</sup>)

Complies? Yes\_\_\_\_\_No\_\_\_\_\_

Make & Model \_\_\_\_\_

4.5 Option 7: Dump Body/Spreader - 9.17 m<sup>3</sup> (12 yd<sup>3</sup>)- N/A

4.6 Option 8: Drive Frame & Front Hitch

Complies? Yes\_\_\_\_\_No\_\_\_\_\_

Hitch Make & Model \_\_\_\_\_

4.7 Option 9: One Way Snow Plow - N/A

4.8 Option 10: Reversible Plow

Complies? Yes\_\_\_\_\_No\_\_\_\_\_

Plow Make & Model \_\_\_\_\_

4.9 Option 11: Side Wing Plow - N/A

5.1 Equipment Manuals

(a) **Operator's Manual**

Will be provided as requested? Yes\_\_\_\_No\_\_\_\_

(b) **Parts Manual**

Will be provided as requested? Yes\_\_\_\_No\_\_\_\_

(c) **Maintenance (Shop Repair) Manual**

Will be provided as requested? Yes\_\_\_\_No\_\_\_\_

(e) **Variant Equipment Manuals**

Will be provided as requested? Yes\_\_\_\_No\_\_\_\_

(f) **Sample Manuals**

Will be provided as requested? Yes\_\_\_\_No\_\_\_\_

**5.2 Data Summary**

Will be provided as requested? Yes\_\_\_\_No\_\_\_\_

**5.3 Photographs**

Will be provided as requested? Yes\_\_\_\_No\_\_\_\_

**5.4 Warranty Letter**

Will be provided as requested? Yes\_\_\_\_No\_\_\_\_

**5.5 Line Setting Ticket(Cab and Chassis)**

Will be provided as requested? Yes\_\_\_\_No\_\_\_\_

**5.6 Familiarization**

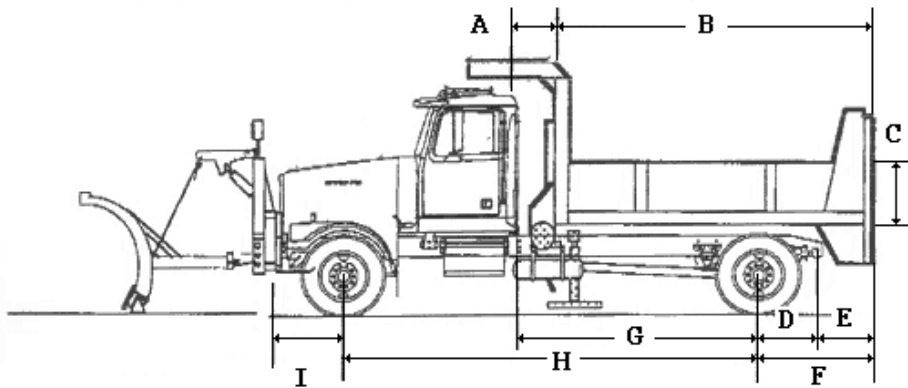
Will be provided as requested? Yes\_\_\_\_No\_\_\_\_

# Item I: WEIGHT DISTRIBUTION ANALYSIS

## Configuration A

Equipped with 3.97 m<sup>3</sup> (5.2 yd<sup>3</sup>) Dump/Spreader & Reversible Plow

A weight distribution analysis shall be performed to verify proper axle loading for a fully loaded vehicle considering minimum mandatory requirement for Gross Axle Weight Ratings, Gross Vehicle Weight Rating and payload as requested in paragraph 1.3.



- A = Cab to Box
- B = Box Exterior Length
- C = Box Height
- D = Center Wheel to Center Hinge
- E = Center Hinge to Box End
- F = Center Axle to Box End
- G = Cab to Axle
- H = Wheelbase
- I = Bumper to Front Axle
- \* = Box Width

A	_____ in	F	_____ in
B	_____ in	G	_____ in
C	_____ in	H	_____ in
D	_____ in	I	_____ in
E	_____ in	*	_____ in

### COMPLETED VEHICLE CURB WEIGHT

Front Axle Curb Weight	_____ lbs
Rear Axle Curb Weight	_____ lbs

### COMPLETED FULLY LOADED VEHICLE

Payload	_____ lbs
Percent Payload Transfer to Front Axle	_____ %
Front Gross Axle Weight (GAW)	_____ lbs
Rear Gross Axle Weight (GAW)	_____ lbs

### TRUCK RATINGS

Front Gross Axle Weight Rating (GAWR)	_____ lbs
Rear Gross Axle Weight Rating (GAWR)	_____ lbs

This image shows a blank sheet of white paper with horizontal ruling lines. The lines are evenly spaced and run across the width of the page. There are no margins, text, or other markings on the paper.

ADDRESS

TELEPHONE NUMBER FAX NUMBER

8

## ITEM II

### 1.3 CONFIGURATION CAPABILITY TABLE

TABLE 2 - CONFIGURATION B - TRUCK, 6x4, DUAL WHEELS					
	GVWR	GAWR FRONT	GAWR REAR	PAYLOAD	TOWED LOAD
WEIGHT RATINGS KG (LBS)				Item II  Note: Configuration B equipped with 6.88 cu m (9 yd <sup>3</sup> ) dump, reversible plow & side wing	
VEHICLE TOP SPEED					
VEHICLE GRADEABILITY TA					
TANDEM SPACING					
FRAME RBM (Pounds-inch)					
ENGINE HP					

#### 3.1 Standard Design

Complies? Yes\_\_\_\_\_No\_\_\_\_\_

(a) Chassis Make and Model \_\_\_\_\_

#### 3.2 Operating Conditions

Complies? Yes\_\_\_\_\_No\_\_\_\_\_

#### 3.3 Vehicle Safety Regulations

Complies? Yes\_\_\_\_\_No\_\_\_\_\_

NSM certification number\_\_\_\_\_

#### 3.4 Performance

Complies? Yes\_\_\_\_\_No\_\_\_\_\_

(c) Computer Generated vehicle performance prediction included?

Yes\_\_\_\_\_No\_\_\_\_\_

#### 3.5 Ratings

Complies? Yes\_\_\_\_\_No\_\_\_\_\_

#### 3.6 Dimensions

Complies? Yes\_\_\_\_\_No\_\_\_\_\_

##### 3.6.1 Dimensions (Applicable to Vehicles Equipped with Lift Axle) - N/A

**3.7.1 Engine**

Complies? Yes\_\_\_\_\_No\_\_\_\_\_

**3.7.2 Engine Components**

Complies? Yes\_\_\_\_\_No\_\_\_\_\_

**3.7.3.1 Exhaust System**

Complies? Yes\_\_\_\_\_No\_\_\_\_\_

**3.7.3.2 Option 1: Exhaust System - N/A**

**3.7.4 Fuel Fired Preheat System**

Complies? Yes\_\_\_\_\_No\_\_\_\_\_

System Make, Model & Capacity \_\_\_\_\_

**3.7.5 Fuel Reservoir**

Complies? Yes\_\_\_\_\_No\_\_\_\_\_

Fuel Reservoir Capacity \_\_\_\_\_ litres/or\_\_\_\_\_ US Gallons

**3.7.6 Cold Weather Starting Aids**

Complies? Yes\_\_\_\_\_No\_\_\_\_\_

(a) Block Heater Make, Model & Capacity \_\_\_\_\_

(d) Fuel Heater Make & Model \_\_\_\_\_

**3.7.7 Automatic Transmission (6 Speed) - Complies? Yes\_\_\_\_\_No\_\_\_\_\_**

Make/Model \_\_\_\_\_

Number of Speeds \_\_\_\_\_

**3.7.8 Power Take-OFF(PTO)**

Complies? Yes\_\_\_\_\_No\_\_\_\_\_

**3.7.9 Hydraulic System**

Complies? Yes\_\_\_\_\_No\_\_\_\_\_

**3.7.10 Steering**

Complies? Yes\_\_\_\_\_No\_\_\_\_\_

**3.7.11 Brakes**

Complies? Yes\_\_\_\_\_No\_\_\_\_\_

(d) Air Compressor Size \_\_\_\_\_ liter/min (cfm)

(f) Automatic Air Dryer Make/Model \_\_\_\_\_

### **3.7.12 Wheels and Tires**

Complies? Yes \_\_\_\_\_ No \_\_\_\_\_

Front wheel Make \_\_\_\_\_ Size \_\_\_\_\_ Rated Capacity \_\_\_\_\_

Rear wheel Make \_\_\_\_\_ Size \_\_\_\_\_ Rated Capacity \_\_\_\_\_

Front Tires Make \_\_\_\_\_ Size \_\_\_\_\_ Rated Capacity \_\_\_\_\_

Tread Pattern \_\_\_\_\_

Rear Tires Make \_\_\_\_\_ Size \_\_\_\_\_ Rated Capacity \_\_\_\_\_

Tread Pattern \_\_\_\_\_

### **3.7.13 Suspension**

Complies? Yes \_\_\_\_\_ No \_\_\_\_\_

Front Make/Model/Type \_\_\_\_\_

Rating \_\_\_\_\_ kg/or \_\_\_\_\_ lbs

Rear Make/ Model/Type \_\_\_\_\_

Rating \_\_\_\_\_ kg/or \_\_\_\_\_ lbs

### **3.7.14 Axles**

Complies? Yes \_\_\_\_\_ No \_\_\_\_\_

Front Make/Model/Type \_\_\_\_\_

Rating \_\_\_\_\_ kg/or \_\_\_\_\_ lbs

Rear Make/ Model \_\_\_\_\_

Rating \_\_\_\_\_ kg/or \_\_\_\_\_ lbs

#### **3.7.14.1 Option 2: Lift Axle - N/A**

### **3.7.15 Frame**

Complies? Yes \_\_\_\_\_ No \_\_\_\_\_

Steel Strength \_\_\_\_\_ psi

RBM \_\_\_\_\_ in-lbs

### **3.7.16 Cab**

Complies? Yes \_\_\_\_\_ No \_\_\_\_\_



**3.7.17 Controls and Instruments**

Complies? Yes\_\_\_\_No\_\_\_\_

**3.7.18 Electrical System**

Complies? Yes\_\_\_\_No\_\_\_\_

**3.7.19 Alternator**

Complies? Yes\_\_\_\_No\_\_\_\_

Alternator Output \_\_\_\_\_Amperes

**3.7.20 Batteries**

Complies? Yes\_\_\_\_No\_\_\_\_

Batteries - Qty \_\_\_\_\_ Total CCA \_\_\_\_\_

**3.7.21 Hoist**

Complies? Yes\_\_\_\_No\_\_\_\_

(a) Lifting Force \_\_\_\_\_

**3.7.22 Miscellaneous Equipment**

Complies? Yes\_\_\_\_No\_\_\_\_

**3.7.23 Paint**

Complies? Yes\_\_\_\_No\_\_\_\_

**3.7.24 Paint Colour**

Complies? Yes\_\_\_\_No\_\_\_\_

**3.7.25 Corrosion Protection**

Complies? Yes\_\_\_\_No\_\_\_\_

**3.7.26 Corrosion Resistant Materials**

Complies? Yes\_\_\_\_No\_\_\_\_

**3.7.27 Lubricants, Hydraulic Fluids and Fittings**

Complies? Yes\_\_\_\_No\_\_\_\_

**3.7.28 Identification**

Complies? Yes\_\_\_\_No\_\_\_\_

**3.7.29 Warning and Instruction Plates**

Complies? Yes\_\_\_\_No\_\_\_\_

#### **4. Equipment Variant Options**

##### **4.1 Option 3: Dump Body 6.88 m<sup>3</sup> (9 yd<sup>3</sup>)**

Complies? Yes\_\_\_\_\_No\_\_\_\_\_

Make & Model \_\_\_\_\_

##### **4.2 Option 4: Dump Body 10.7 m<sup>3</sup> (14 yd<sup>3</sup>) - N/A**

##### **4.3 Option 5: Heated Dump Body 16.8 m<sup>3</sup> (20 yd<sup>3</sup>) - N/A**

##### **4.4 Option 6: Dump Body/Spreader - 3.97 m<sup>3</sup> (5.2 yd<sup>3</sup>) - N/A**

##### **4.5 Option 7: Dump Body/Spreader - 9.17 m<sup>3</sup> (12 yd<sup>3</sup>) - N/A**

##### **4.6 Option 8: Drive Frame & Front Hitch**

Complies? Yes\_\_\_\_\_No\_\_\_\_\_

Hitch Make & Model \_\_\_\_\_

##### **4.7 Option 9: One Way snow Plow - N/A**

##### **4.8 Option 10: Reversible Plow**

Complies? Yes\_\_\_\_\_No\_\_\_\_\_

Plow Make & Model \_\_\_\_\_

##### **4.9 Option 11: Side Wing Plow**

Complies? Yes\_\_\_\_\_No\_\_\_\_\_

Plow Make & Model \_\_\_\_\_

#### **5.1 Equipment Manuals**

##### **(a) Operator's Manual**

Will be provided as requested? Yes\_\_\_No\_\_\_\_\_

##### **(b) Parts Manual**

Will be provided as requested? Yes\_\_\_No\_\_\_\_\_

##### **(c) Maintenance (Shop Repair) Manual**

Will be provided as requested? Yes\_\_\_\_\_No\_\_\_\_\_

##### **(e) Variant Equipment Manuals**

Will be provided as requested? Yes\_\_\_\_\_No\_\_\_\_\_

##### **(f) Sample Manuals**

Will be provided as requested? Yes\_\_\_\_\_No\_\_\_\_\_

**5.2    Data Summary**

Will be provided as requested?      Yes\_\_\_\_\_No\_\_\_\_\_

**5.3    Photographs**

Will be provided as requested?      Yes\_\_\_\_\_No\_\_\_\_\_

**5.4    Warranty Letter**

Will be provided as requested?      Yes\_\_\_\_\_No\_\_\_\_\_

**5.5    Line Setting Ticket(Cab and Chassis)**

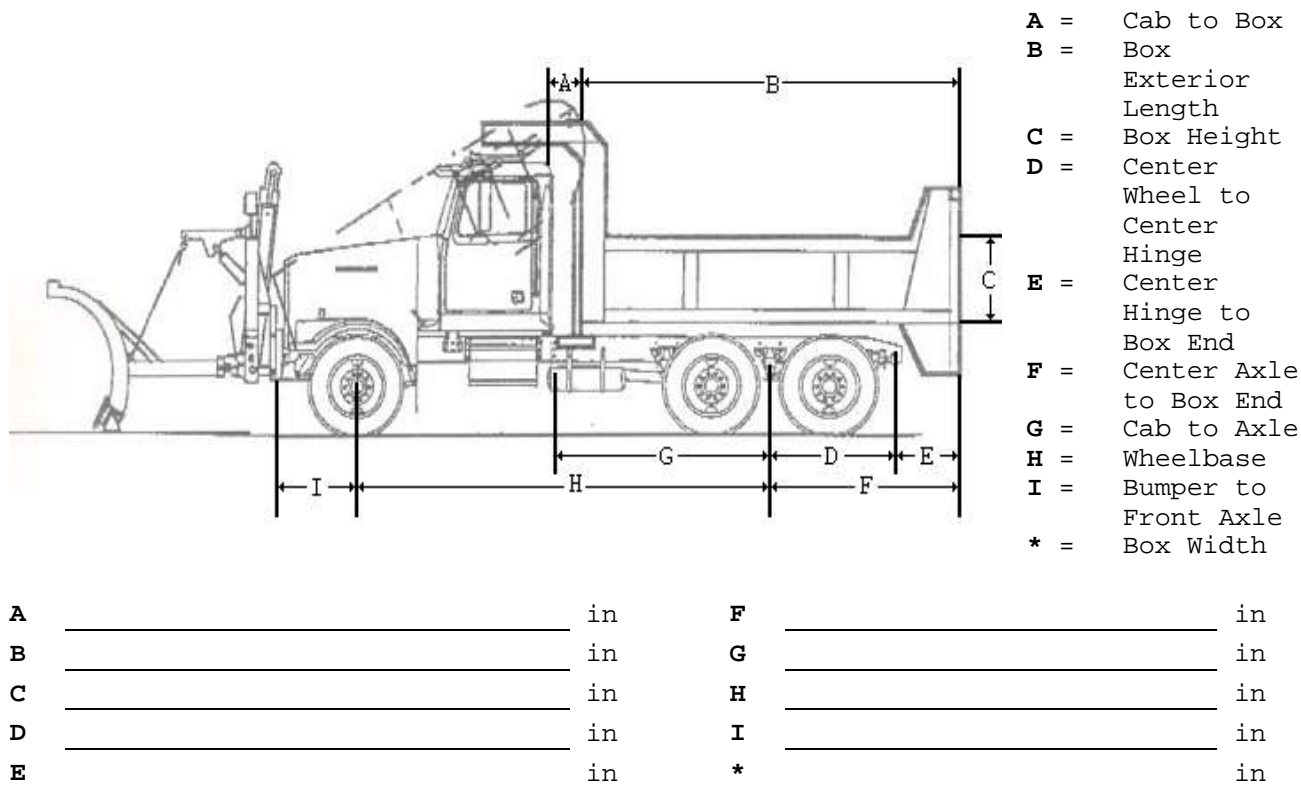
Will be provided as requested?      Yes\_\_\_\_\_No\_\_\_\_\_

**5.6    Familiarization**

Will be provided as requested?      Yes\_\_\_\_\_No\_\_\_\_\_

**Item II: WEIGHT DISTRIBUTION ANALYSIS**  
**Configuration B Equipped with**  
**6.88 cu m (9 yd<sup>3</sup>) Dump, Reversible Plow & Side Wing**

A weight distribution analysis shall be performed to verify proper axle loading for a fully loaded vehicle considering minimum mandatory requirement for Gross Axle Weight Ratings, Gross Vehicle Weight Rating and payload as requested in paragraph 1.3.



**COMPLETED VEHICLE CURB WEIGHT**

Front Axle Curb Weight	_____ lbs
Rear Axle Curb Weight	_____ lbs

**COMPLETED FULLY LOADED VEHICLE**

Payload	_____ lbs
Percent Payload Transfer to Front Axle	_____ %
Front Gross Axle Weight (GAW)	_____ lbs
Rear Gross Axle Weight (GAW)	_____ lbs

**TRUCK RATINGS**

Front Gross Axle Weight Rating (GAWR)	_____ lbs
Rear Gross Axle Weight Rating (GAWR)	_____ lbs

This image shows a blank sheet of white paper with horizontal ruling lines. The lines are evenly spaced and run across the width of the page. There are no margins, text, or other markings on the paper.

ADDRESS

TELEPHONE NUMBER FAX NUMBER

16

## ITEM III

### 1.3 CONFIGURATION CAPABILITY TABLE

TABLE 3 - CONFIGURATION C - TRUCK, 6X6, DUAL WHEELS						
	GVWR	GAWR FRONT	GAWR REAR	LIFT AXLE	PAYLOAD	TOWED LOAD
WEIGHT RATINGS KG (LBS)					Item III  Note: Configuration C equipped with 9.17 m <sup>3</sup> (12 yd <sup>3</sup> ) dump/spreader, one way plow & side wing	
VEHICLE TOP SPEED						
VEHICLE GRADEABILITY						
FRAME RBM (Pounds-inch)						
ENGINE HP						

#### 3.1 Standard Design

Complies? Yes\_\_\_\_\_No\_\_\_\_\_

(a) Chassis Make and Model \_\_\_\_\_

#### 3.2 Operating Conditions

Complies? Yes\_\_\_\_\_No\_\_\_\_\_

#### 3.3 Vehicle Safety Regulations

Complies? Yes\_\_\_\_\_No\_\_\_\_\_

NSM certification number\_\_\_\_\_

#### 3.4 Performance

Complies? Yes\_\_\_\_\_No\_\_\_\_\_

(c) Computer Generated vehicle performance prediction included?

Yes\_\_\_\_\_No\_\_\_\_\_

#### 3.5 Ratings

Complies? Yes\_\_\_\_\_No\_\_\_\_\_

#### 3.6 Dimensions

Complies? Yes\_\_\_\_\_No\_\_\_\_\_

##### 3.6.1 Dimensions (Applicable to Vehicles Equipped with Lift Axle)

Complies? Yes\_\_\_\_\_No\_\_\_\_\_

**3.7.1 Engine**

Complies? Yes\_\_\_\_\_No\_\_\_\_\_

**3.7.2 Engine Components**

Complies? Yes\_\_\_\_\_No\_\_\_\_\_

**3.7.3.1 Option 1: Exhaust System**

Complies? Yes\_\_\_\_\_No\_\_\_\_\_

**3.7.3.2 Exhaust System - N/A**

**3.7.4 Fuel Fired Preheat System**

Complies? Yes\_\_\_\_\_No\_\_\_\_\_

System Make, Model & Capacity \_\_\_\_\_

**3.7.5 Fuel Reservoir**

Complies? Yes\_\_\_\_\_No\_\_\_\_\_

Fuel Reservoir Capacity \_\_\_\_\_ litres/or\_\_\_\_\_ US Gallons

**3.7.6 Cold Weather Starting Aids**

Complies? Yes\_\_\_\_\_No\_\_\_\_\_

(a) Block Heater Make, Model & Capacity \_\_\_\_\_

(d) Fuel Heater Make & Model \_\_\_\_\_

**3.7.7 Automatic Transmission (6 Speed) - Complies? Yes\_\_\_\_\_No\_\_\_\_\_**

Make/Model \_\_\_\_\_

Number of Speeds \_\_\_\_\_

**3.7.8 Power Take-OFF(PTO)**

Complies? Yes\_\_\_\_\_No\_\_\_\_\_

**3.7.9 Hydraulic System**

Complies? Yes\_\_\_\_\_No\_\_\_\_\_

**3.7.10 Steering**

Complies? Yes\_\_\_\_\_No\_\_\_\_\_

**3.7.11 Brakes**

Complies? Yes\_\_\_\_\_No\_\_\_\_\_

(d) Air Compressor Size \_\_\_\_\_ liter/min (cfm)

(f) Automatic Air Dryer Make/Model \_\_\_\_\_

### **3.7.12 Wheels and Tires**

Complies? Yes \_\_\_\_\_ No \_\_\_\_\_

Front wheel Make \_\_\_\_\_ Size \_\_\_\_\_ Rated Capacity \_\_\_\_\_

Rear wheel Make \_\_\_\_\_ Size \_\_\_\_\_ Rated Capacity \_\_\_\_\_

Front Tires Make \_\_\_\_\_ Size \_\_\_\_\_ Rated Capacity \_\_\_\_\_

Tread Pattern \_\_\_\_\_

Rear Tires Make \_\_\_\_\_ Size \_\_\_\_\_ Rated Capacity \_\_\_\_\_

Tread Pattern \_\_\_\_\_

### **3.7.13 Suspension**

Complies? Yes \_\_\_\_\_ No \_\_\_\_\_

Front Make/Model/Type \_\_\_\_\_

Rating \_\_\_\_\_ kg/or \_\_\_\_\_ lbs

Rear Make/ Model/Type \_\_\_\_\_

Rating \_\_\_\_\_ kg/or \_\_\_\_\_ lbs

### **3.7.14 Axles**

Complies? Yes \_\_\_\_\_ No \_\_\_\_\_

Front Make/Model/Type \_\_\_\_\_

Rating \_\_\_\_\_ kg/or \_\_\_\_\_ lbs

Rear Make/ Model \_\_\_\_\_

Rating \_\_\_\_\_ kg/or \_\_\_\_\_ lbs

#### **3.7.14.1 Option 2: Lift Axle**

Complies? Yes \_\_\_\_\_ No \_\_\_\_\_

Rating \_\_\_\_\_ kg/or \_\_\_\_\_ lbs

Make/ Model \_\_\_\_\_

Wheel Make \_\_\_\_\_ Size \_\_\_\_\_ Rated Capacity \_\_\_\_\_

Tire Make \_\_\_\_\_ Size \_\_\_\_\_ Rated Capacity \_\_\_\_\_

### **3.7.15 Frame**



Complies? Yes\_\_\_\_\_No\_\_\_\_\_

Steel Strength \_\_\_\_\_ psi

RBM \_\_\_\_\_ in-lbs

**3.7.16 Cab**

Complies? Yes\_\_\_\_\_No\_\_\_\_\_

**3.7.17 Controls and Instruments**

Complies? Yes\_\_\_\_\_No\_\_\_\_\_

**3.7.18 Electrical System**

Complies? Yes\_\_\_\_\_No\_\_\_\_\_

**3.7.19 Alternator**

Complies? Yes\_\_\_\_\_No\_\_\_\_\_

Alternator Output \_\_\_\_\_ Amperes

**3.7.20 Batteries**

Complies? Yes\_\_\_\_\_No\_\_\_\_\_

Batteries - Qty \_\_\_\_\_ Total CCA \_\_\_\_\_

**3.7.21 Hoist**

Complies? Yes\_\_\_\_\_No\_\_\_\_\_

(a) Lifting Force \_\_\_\_\_

**3.7.22 Miscellaneous Equipment**

Complies? Yes\_\_\_\_\_No\_\_\_\_\_

**3.7.23 Paint**

Complies? Yes\_\_\_\_\_No\_\_\_\_\_

**3.7.24 Paint Colour**

Complies? Yes\_\_\_\_\_No\_\_\_\_\_

**3.7.25 Corrosion Protection**

Complies? Yes\_\_\_\_\_No\_\_\_\_\_

**3.7.26 Corrosion Resistant Materials**

Complies? Yes\_\_\_\_\_No\_\_\_\_\_

**3.7.27 Lubricants, Hydraulic Fluids and Fittings**

Complies? Yes\_\_\_\_\_No\_\_\_\_\_

### **3.7.28 Identification**

Complies? Yes\_\_\_\_\_No\_\_\_\_\_

### **3.7.29 Warning and Instruction Plates**

Complies? Yes\_\_\_\_\_No\_\_\_\_\_

## **4. Equipment Variant Options**

4.1 **Option 3: Dump Body** 6.88 m<sup>3</sup> (9 yd<sup>3</sup>) - N/A

4.2 **Option 4: Dump Body** 10.7 m<sup>3</sup> (14 yd<sup>3</sup>) - N/A

4.3 **Option 5: Heated Dump Body** 16.8 m<sup>3</sup> (20 yd<sup>3</sup>) - N/A

4.4 **Option 6: Dump Body/Spreader** - 3.97 m<sup>3</sup> (5.2 yd<sup>3</sup>) - N/A

4.5 **Option 7: Dump Body/Spreader** - 9.17 m<sup>3</sup> (12 yd<sup>3</sup>)

Complies? Yes\_\_\_\_\_No\_\_\_\_\_

Make & Model \_\_\_\_\_

4.6 **Option 8: Drive Frame & Front Hitch**

Complies? Yes\_\_\_\_\_No\_\_\_\_\_

Hitch Make & Model \_\_\_\_\_

4.7 **Option 9: One Way Snow Plow**

Complies? Yes\_\_\_\_\_No\_\_\_\_\_

Plow Make & Model \_\_\_\_\_

4.8 **Option 10: Reversible Plow** - N/A

4.9 **Option 11: Side Wing Plow**

Complies? Yes\_\_\_\_\_No\_\_\_\_\_

Plow Make & Model \_\_\_\_\_

## **5.1 Equipment Manuals**

(a) **Operator's Manual**

Will be provided as requested? Yes\_\_\_\_No\_\_\_\_\_

(b) **Parts Manual**

Will be provided as requested? Yes\_\_\_\_No\_\_\_\_\_

(c) **Maintenance (Shop Repair) Manual**

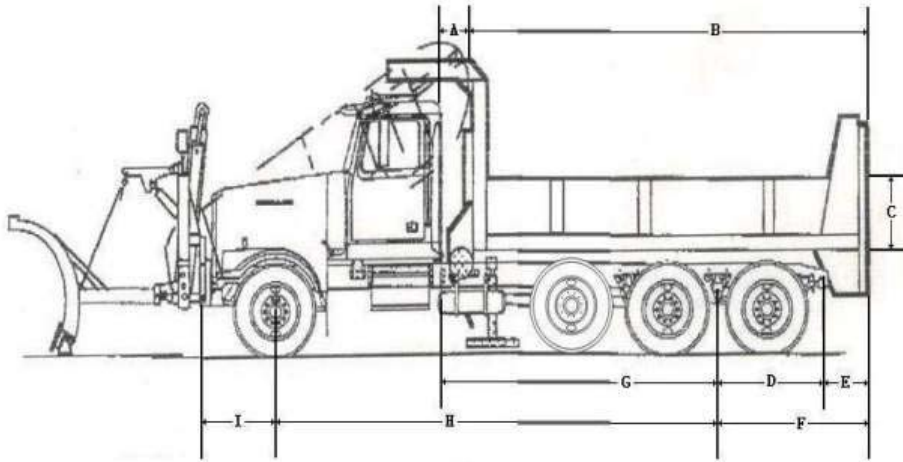
- Will be provided as requested? Yes\_\_\_\_\_No\_\_\_\_\_
- (e) **Variant Equipment Manuals**
- Will be provided as requested? Yes\_\_\_\_\_No\_\_\_\_\_
- (f) **Sample Manuals**
- Will be provided as requested? Yes\_\_\_\_\_No\_\_\_\_\_
- 5.2 Data Summary**
- Will be provided as requested? Yes\_\_\_\_\_No\_\_\_\_\_
- 5.3 Photographs**
- Will be provided as requested? Yes\_\_\_\_\_No\_\_\_\_\_
- 5.4 Warranty Letter**
- Will be provided as requested? Yes\_\_\_\_\_No\_\_\_\_\_
- 5.5 Line Setting Ticket(Cab and Chassis)**
- Will be provided as requested? Yes\_\_\_\_\_No\_\_\_\_\_
- 5.6 Familiarization**
- Will be provided as requested? Yes\_\_\_\_\_No\_\_\_\_\_

### Item III: WEIGHT DISTRIBUTION ANALYSIS

#### Configuration C Equipped with

Lift Axle, 9.17 m<sup>3</sup> (12 yd<sup>3</sup>) Dump/Spreader, One Way Flow & Side Wing

A weight distribution analysis shall be performed to verify proper axle loading for a fully loaded vehicle considering minimum mandatory requirement for Gross Axle Weight Ratings, Gross Vehicle Weight Rating and payload as requested in paragraph 1.3.



- A = Cab to Box
- B = Box Exterior Length
- C = Box Height
- D = Center Wheel to Center Hinge
- E = Center Hinge to Box End
- F = Center Axle to Box End
- G = Cab to Axle
- H = Wheelbase
- I = Bumper to Front Axle
- \* = Box Width

A \_\_\_\_\_ in  
 B \_\_\_\_\_ in  
 C \_\_\_\_\_ in  
 D \_\_\_\_\_ in  
 E \_\_\_\_\_ in

F \_\_\_\_\_ in  
 G \_\_\_\_\_ in  
 H \_\_\_\_\_ in  
 I \_\_\_\_\_ in  
 \* \_\_\_\_\_ in

#### COMPLETED VEHICLE CURB WEIGHT

Front Axle Curb Weight \_\_\_\_\_ lbs  
 Rear Axle Curb Weight \_\_\_\_\_ lbs

#### COMPLETED FULLY LOADED VEHICLE

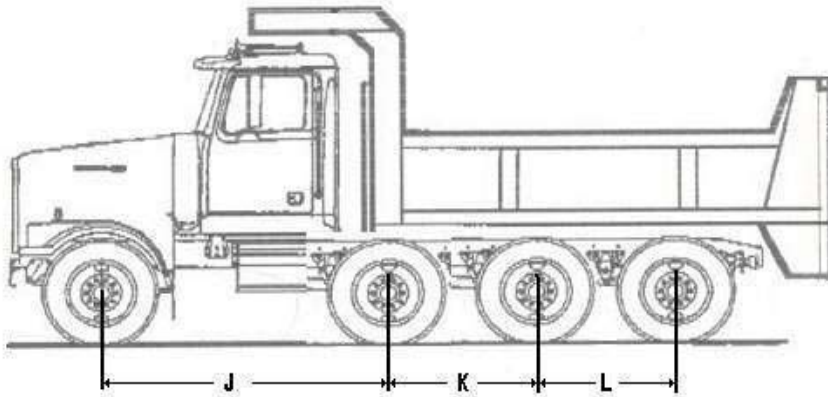
Payload \_\_\_\_\_ lbs  
 Percent Payload Transfer to Front Axle \_\_\_\_\_ %  
 Front Gross Axle Weight (GAW) \_\_\_\_\_ lbs  
 Rear Gross Axle Weight (GAW) \_\_\_\_\_ lbs

#### TRUCK RATINGS

Front Gross Axle Weight Rating (GAWR) \_\_\_\_\_ lbs  
 Rear Gross Axle Weight Rating (GAWR) \_\_\_\_\_ lbs

### Axle Spacing

A weight distribution analysis shall be performed to verify proper axle loading.



**J** = Front Axle to  
Lift Axle

**K** = Lift Axle to  
First Tandem  
Axle

**L** = Tandem Spacing

**J** \_\_\_\_\_ cm (in)  
**K** \_\_\_\_\_ cm (in)  
**L** \_\_\_\_\_ cm (in)

This image shows a blank sheet of white paper with horizontal ruling lines. The lines are evenly spaced and run across the width of the page. There are no margins, text, or other markings on the paper.

ADDRESS

TELEPHONE NUMBER FAX NUMBER

25

## ITEM IV

### 1.3 CONFIGURATION CAPABILITY TABLE

TABLE 4 - CONFIGURATION D - TRUCK, 6x4, DUAL WHEELS						
	GVWR	GAWR FRONT	GAWR REAR	LIFT AXLE	PAYLOAD	TOWED LOAD
WEIGHT RATINGS KG (LBS)					Item IV  Note: Configuration D equipped with 10.7 m <sup>3</sup> (14 yd <sup>3</sup> ) dump	
VEHICLE TOP SPEED						
VEHICLE GRADEABILITY						
FRAME RBM (Pounds-inch)						
ENGINE HP						

#### 3.1 Standard Design

Complies? Yes\_\_\_\_\_No\_\_\_\_\_

(a) Chassis Make and Model \_\_\_\_\_

#### 3.2 Operating Conditions

Complies? Yes\_\_\_\_\_No\_\_\_\_\_

#### 3.3 Vehicle Safety Regulations

Complies? Yes\_\_\_\_\_No\_\_\_\_\_

NSM certification number\_\_\_\_\_

#### 3.4 Performance

Complies? Yes\_\_\_\_\_No\_\_\_\_\_

(c) Computer Generated vehicle performance prediction included?

Yes\_\_\_\_\_No\_\_\_\_\_

#### 3.5 Ratings

Complies? Yes\_\_\_\_\_No\_\_\_\_\_

#### 3.6 Dimensions

Complies? Yes\_\_\_\_\_No\_\_\_\_\_

##### 3.6.1 Dimensions (Applicable to Vehicles Equipped with Lift Axle)

Complies? Yes\_\_\_\_\_No\_\_\_\_\_

**3.7.1 Engine**

Complies? Yes\_\_\_\_\_No\_\_\_\_\_

**3.7.2 Engine Components**

Complies? Yes\_\_\_\_\_No\_\_\_\_\_

**3.7.3.1 Exhaust System**

Complies? Yes\_\_\_\_\_No\_\_\_\_\_

**3.7.3.2 Option 1: Exhaust System - N/A**

**3.7.4 Fuel Fired Preheat System**

Complies? Yes\_\_\_\_\_No\_\_\_\_\_

System Make, Model & Capacity \_\_\_\_\_

**3.7.5 Fuel Reservoir**

Complies? Yes\_\_\_\_\_No\_\_\_\_\_

Fuel Reservoir Capacity \_\_\_\_\_ litres/or\_\_\_\_\_ US Gallons

**3.7.6 Cold Weather Starting Aids**

Complies? Yes\_\_\_\_\_No\_\_\_\_\_

(a) Block Heater Make, Model & Capacity \_\_\_\_\_

(d) Fuel Heater Make & Model \_\_\_\_\_

**3.7.7 Automatic Transmission (6 Speed) - Complies? Yes\_\_\_\_\_No\_\_\_\_\_**

Make/Model \_\_\_\_\_

Number of Speeds \_\_\_\_\_

**3.7.8 Power Take-OFF(PTO)**

Complies? Yes\_\_\_\_\_No\_\_\_\_\_

**3.7.9 Hydraulic System**

Complies? Yes\_\_\_\_\_No\_\_\_\_\_

**3.7.10 Steering**

Complies? Yes\_\_\_\_\_No\_\_\_\_\_

**3.7.11 Brakes**

Complies? Yes\_\_\_\_\_No\_\_\_\_\_



(d) Air Compressor Size \_\_\_\_\_ liter/min (cfm)

(f) Automatic Air Dryer Make/Model \_\_\_\_\_

### **3.7.12 Wheels and Tires**

Complies? Yes \_\_\_\_\_ No \_\_\_\_\_

Front wheel Make \_\_\_\_\_ Size \_\_\_\_\_ Rated Capacity \_\_\_\_\_

Rear wheel Make \_\_\_\_\_ Size \_\_\_\_\_ Rated Capacity \_\_\_\_\_

Front Tires Make \_\_\_\_\_ Size \_\_\_\_\_ Rated Capacity \_\_\_\_\_

Tread Pattern \_\_\_\_\_

Rear Tires Make \_\_\_\_\_ Size \_\_\_\_\_ Rated Capacity \_\_\_\_\_

Tread Pattern \_\_\_\_\_

### **3.7.13 Suspension**

Complies? Yes \_\_\_\_\_ No \_\_\_\_\_

Front Make/Model/Type \_\_\_\_\_

Rating \_\_\_\_\_ kg/or \_\_\_\_\_ lbs

Rear Make/ Model/Type \_\_\_\_\_

Rating \_\_\_\_\_ kg/or \_\_\_\_\_ lbs

### **3.7.14 Axles**

Complies? Yes \_\_\_\_\_ No \_\_\_\_\_

Front Make/Model/Type \_\_\_\_\_

Rating \_\_\_\_\_ kg/or \_\_\_\_\_ lbs

Rear Make/ Model \_\_\_\_\_

Rating \_\_\_\_\_ kg/or \_\_\_\_\_ lbs

#### **3.7.14.1 Option 2: Lift Axle**

Complies? Yes \_\_\_\_\_ No \_\_\_\_\_

Rating \_\_\_\_\_ kg/or \_\_\_\_\_ lbs

Make/ Model \_\_\_\_\_

Wheel Make \_\_\_\_\_ Size \_\_\_\_\_ Rated Capacity \_\_\_\_\_

Tire Make \_\_\_\_\_ Size \_\_\_\_\_ Rated Capacity \_\_\_\_\_

### **3.7.15 Frame**

Complies? Yes\_\_\_\_\_No\_\_\_\_\_

Steel Strength \_\_\_\_\_ psi

RBM \_\_\_\_\_ in-lbs

**3.7.16 Cab**

Complies? Yes\_\_\_\_\_No\_\_\_\_\_

**3.7.17 Controls and Instruments**

Complies? Yes\_\_\_\_\_No\_\_\_\_\_

**3.7.18 Electrical System**

Complies? Yes\_\_\_\_\_No\_\_\_\_\_

**3.7.19 Alternator**

Complies? Yes\_\_\_\_\_No\_\_\_\_\_

Alternator Output \_\_\_\_\_ Amperes

**3.7.20 Batteries**

Complies? Yes\_\_\_\_\_No\_\_\_\_\_

Batteries - Qty \_\_\_\_\_ Total CCA \_\_\_\_\_

**3.7.21 Hoist**

Complies? Yes\_\_\_\_\_No\_\_\_\_\_

(a) Lifting Force \_\_\_\_\_

**3.7.22 Miscellaneous Equipment**

Complies? Yes\_\_\_\_\_No\_\_\_\_\_

**3.7.23 Paint**

Complies? Yes\_\_\_\_\_No\_\_\_\_\_

**3.7.24 Paint Colour**

Complies? Yes\_\_\_\_\_No\_\_\_\_\_

**3.7.25 Corrosion Protection**

Complies? Yes\_\_\_\_\_No\_\_\_\_\_

**3.7.26 Corrosion Resistant Materials**

Complies? Yes\_\_\_\_\_No\_\_\_\_\_

**3.7.27 Lubricants, Hydraulic Fluids and Fittings**

Complies? Yes\_\_\_\_\_No\_\_\_\_\_

### **3.7.28 Identification**

Complies? Yes\_\_\_\_\_No\_\_\_\_\_

### **3.7.29 Warning and Instruction Plates**

Complies? Yes\_\_\_\_\_No\_\_\_\_\_

## **4. Equipment Variant Options**

4.1 Option 3: Dump Body 6.88 m<sup>3</sup> (9 yd<sup>3</sup>) - N/A

4.2 Option 4: Dump Body 10.7 m<sup>3</sup> (14 yd<sup>3</sup>)

Complies? Yes\_\_\_\_\_No\_\_\_\_\_

Make & Model \_\_\_\_\_

4.3 Option 5: Heated Dump Body 16.8 m<sup>3</sup> (20 yd<sup>3</sup>) - N/A

4.4 Option 6: Dump Body/Spreader - 3.97 m<sup>3</sup> (5.2 yd<sup>3</sup>) - N/A

4.5 Option 7: Dump Body/Spreader - 9.17 m<sup>3</sup> (12 yd<sup>3</sup>) - N/A

4.6 Option 8: Drive Frame & Front Hitch - N/A

4.7 Option 9: One Way Snow Plow - N/A

4.8 Option 10: Reversible Plow - N/A

4.9 Option 11: Side Wing Plow - N/A

## **5.1 Equipment Manuals**

### **(a) Operator's Manual**

Will be provided as requested? Yes\_\_\_\_\_No\_\_\_\_\_

### **(b) Parts Manual**

Will be provided as requested? Yes\_\_\_\_\_No\_\_\_\_\_

### **(c) Maintenance (Shop Repair) Manual**

Will be provided as requested? Yes\_\_\_\_\_No\_\_\_\_\_

### **(e) Variant Equipment Manuals**

Will be provided as requested? Yes\_\_\_\_\_No\_\_\_\_\_

### **(f) Sample Manuals**

Will be provided as requested? Yes\_\_\_\_\_No\_\_\_\_\_

**5.2    Data Summary**

Will be provided as requested?      Yes\_\_\_\_\_No\_\_\_\_\_

**5.3    Photographs**

Will be provided as requested?      Yes\_\_\_\_\_No\_\_\_\_\_

**5.4    Warranty Letter**

Will be provided as requested?      Yes\_\_\_\_\_No\_\_\_\_\_

**5.5    Line Setting Ticket(Cab and Chassis)**

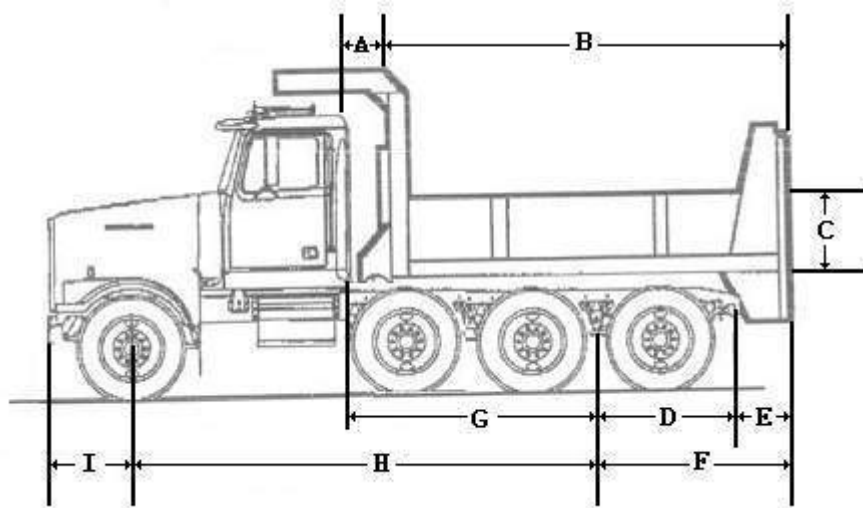
Will be provided as requested?      Yes\_\_\_\_\_No\_\_\_\_\_

**5.6    Familiarization**

Will be provided as requested?      Yes\_\_\_\_\_No\_\_\_\_\_

**Item IV: WEIGHT DISTRIBUTION ANALYSIS**  
**Configuration D Equipped with Lift Axle & 10.7 m<sup>3</sup> (14 yd<sup>3</sup>) Dump Body**

A weight distribution analysis shall be performed to verify proper axle loading for a fully loaded vehicle considering minimum mandatory requirement for Gross Axle Weight Ratings, Gross Vehicle Weight Rating and payload as requested in paragraph 1.3.



- A** = Cab to Box
- B** = Box Exterior Length
- C** = Box Height
- D** = Center Wheel to Center Hinge
- E** = Center Hinge to Box End
- F** = Center Axle to Box End
- G** = Cab to Axle
- H** = Wheelbase
- I** = Bumper to Front Axle
- \*** = Box Width

<b>A</b>	_____	in	<b>F</b>	_____	in
<b>B</b>	_____	in	<b>G</b>	_____	in
<b>C</b>	_____	in	<b>H</b>	_____	in
<b>D</b>	_____	in	<b>I</b>	_____	in
<b>E</b>	_____	in	<b>*</b>	_____	in

**COMPLETED VEHICLE CURB WEIGHT**

Front Axle Curb Weight	_____	lbs
Rear Axle Curb Weight	_____	lbs

**COMPLETED FULLY LOADED VEHICLE**

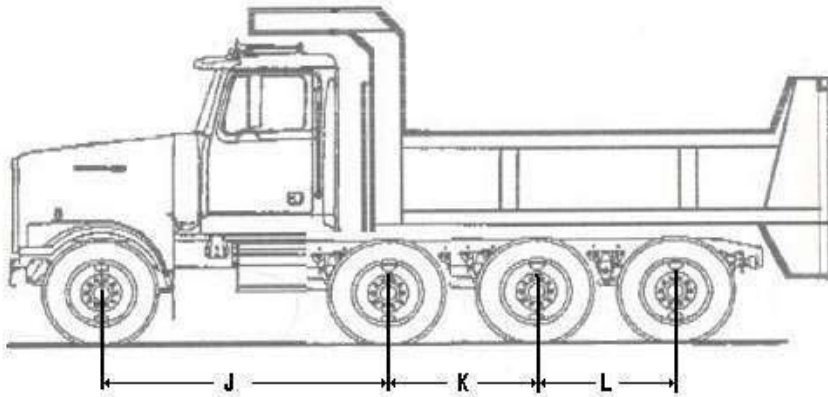
Payload	_____	lbs
Percent Payload Transfer to Front Axle	_____	%
Front Gross Axle Weight (GAW)	_____	lbs
Rear Gross Axle Weight (GAW)	_____	lbs

**TRUCK RATINGS**

Front Gross Axle Weight Rating (GAWR)	_____	lbs
Rear Gross Axle Weight Rating (GAWR)	_____	lbs

### Axle Spacing

A weight distribution analysis shall be performed to verify proper axle loading.



**J** = Front Axle to  
Lift Axle

**K** = Lift Axle to  
First Tandem  
Axle

**L** = Tandem Spacing

**J** \_\_\_\_\_ cm (in)  
**K** \_\_\_\_\_ cm (in)  
**L** \_\_\_\_\_ cm (in)

[illegible]

ADDRESS \_\_\_\_\_

TELEPHONE NUMBER FAX NUMBER

34

## ITEM V

### 1.3 CONFIGURATION CAPABILITY TABLE

TABLE 5 - CONFIGURATION E - TRUCK, 6x4, DUAL WHEELS						
	GVWR	GAWR FRONT	GAWR REAR	LIFT AXLE	PAYLOAD	TOWED LOAD
WEIGHT RATINGS KG (LBS)					Note: Configuration E equipped with 16.82 m <sup>3</sup> (20 yd <sup>3</sup> ) heated dump	
VEHICLE TOP SPEED						
VEHICLE GRADEABILITY						
FRAME RBM (Pounds-inch)						
ENGINE HP						

### 3.1 Standard Design

Complies? Yes\_\_\_\_\_No\_\_\_\_\_

(a) Chassis Make and Model \_\_\_\_\_

### 3.2 Operating Conditions

Complies? Yes\_\_\_\_\_No\_\_\_\_\_

### 3.3 Vehicle Safety Regulations

Complies? Yes\_\_\_\_\_No\_\_\_\_\_

NSM certification number\_\_\_\_\_

### 3.4 Performance

Complies? Yes\_\_\_\_\_No\_\_\_\_\_

(c) Computer Generated vehicle performance prediction included?

Yes\_\_\_\_\_No\_\_\_\_\_

### 3.5 Ratings

Complies? Yes\_\_\_\_\_No\_\_\_\_\_

### 3.6 Dimensions

Complies? Yes\_\_\_\_\_No\_\_\_\_\_

#### 3.6.1 Dimensions (Applicable to Vehicles Equipped with Lift Axle)

Complies? Yes\_\_\_\_\_No\_\_\_\_\_

#### 3.7.1 Engine



Complies? Yes\_\_\_\_\_No\_\_\_\_\_

**3.7.2 Engine Components**

Complies? Yes\_\_\_\_\_No\_\_\_\_\_

**3.7.3.1 Exhaust System - N/A**

**3.7.3.2 Option 1: Exhaust System**

Complies? Yes\_\_\_\_\_No\_\_\_\_\_

**3.7.4 Fuel Fired Preheat System**

Complies? Yes\_\_\_\_\_No\_\_\_\_\_

System Make, Model & Capacity \_\_\_\_\_

**3.7.5 Fuel Reservoir**

Complies? Yes\_\_\_\_\_No\_\_\_\_\_

Fuel Reservoir Capacity \_\_\_\_\_ litres/or\_\_\_\_\_ US Gallons

**3.7.6 Cold Weather Starting Aids**

Complies? Yes\_\_\_\_\_No\_\_\_\_\_

(a) Block Heater Make, Model & Capacity \_\_\_\_\_

(d) Fuel Heater Make & Model \_\_\_\_\_

**3.7.7 Automatic Transmission (6 Speed) - Complies? Yes\_\_\_\_\_No\_\_\_\_\_**

Make/Model \_\_\_\_\_

Number of Speeds \_\_\_\_\_

**3.7.8 Power Take-OFF(PTO)**

Complies? Yes\_\_\_\_\_No\_\_\_\_\_

**3.7.9 Hydraulic System**

Complies? Yes\_\_\_\_\_No\_\_\_\_\_

**3.7.10 Steering**

Complies? Yes\_\_\_\_\_No\_\_\_\_\_

**3.7.11 Brakes**

Complies? Yes\_\_\_\_\_No\_\_\_\_\_

(d) Air Compressor Size \_\_\_\_\_ liter/min (cfm)

(f) Automatic Air Dryer Make/Model \_\_\_\_\_

### **3.7.12 Wheels and Tires**

Complies? Yes \_\_\_\_\_ No \_\_\_\_\_

Front wheel Make \_\_\_\_\_ Size \_\_\_\_\_ Rated Capacity \_\_\_\_\_

Rear wheel Make \_\_\_\_\_ Size \_\_\_\_\_ Rated Capacity \_\_\_\_\_

Front Tires Make \_\_\_\_\_ Size \_\_\_\_\_ Rated Capacity \_\_\_\_\_

Tread Pattern \_\_\_\_\_

Rear Tires Make \_\_\_\_\_ Size \_\_\_\_\_ Rated Capacity \_\_\_\_\_

Tread Pattern \_\_\_\_\_

### **3.7.13 Suspension**

Complies? Yes \_\_\_\_\_ No \_\_\_\_\_

Front Make/Model/Type \_\_\_\_\_

Rating \_\_\_\_\_ kg/or \_\_\_\_\_ lbs

Rear Make/ Model/Type \_\_\_\_\_

Rating \_\_\_\_\_ kg/or \_\_\_\_\_ lbs

### **3.7.14 Axles**

Complies? Yes \_\_\_\_\_ No \_\_\_\_\_

Front Make/Model/Type \_\_\_\_\_

Rating \_\_\_\_\_ kg/or \_\_\_\_\_ lbs

Rear Make/ Model \_\_\_\_\_

Rating \_\_\_\_\_ kg/or \_\_\_\_\_ lbs

#### **3.7.14.1 Option 2: Lift Axle**

Complies? Yes \_\_\_\_\_ No \_\_\_\_\_

Rating \_\_\_\_\_ kg/or \_\_\_\_\_ lbs

Make/ Model \_\_\_\_\_

Wheel Make \_\_\_\_\_ Size \_\_\_\_\_ Rated Capacity \_\_\_\_\_

Tire Make \_\_\_\_\_ Size \_\_\_\_\_ Rated Capacity \_\_\_\_\_

### **3.7.15 Frame**

Complies? Yes\_\_\_\_\_No\_\_\_\_\_

Steel Strength \_\_\_\_\_ psi

RBM \_\_\_\_\_ in-lbs

**3.7.16 Cab**

Complies? Yes\_\_\_\_\_No\_\_\_\_\_

**3.7.17 Controls and Instruments**

Complies? Yes\_\_\_\_\_No\_\_\_\_\_

**3.7.18 Electrical System**

Complies? Yes\_\_\_\_\_No\_\_\_\_\_

**3.7.19 Alternator**

Complies? Yes\_\_\_\_\_No\_\_\_\_\_

Alternator Output \_\_\_\_\_ Amperes

**3.7.20 Batteries**

Complies? Yes\_\_\_\_\_No\_\_\_\_\_

Batteries - Qty \_\_\_\_\_ Total CCA \_\_\_\_\_

**3.7.21 Hoist**

Complies? Yes\_\_\_\_\_No\_\_\_\_\_

(a) Lifting Force \_\_\_\_\_

**3.7.22 Miscellaneous Equipment**

Complies? Yes\_\_\_\_\_No\_\_\_\_\_

**3.7.23 Paint**

Complies? Yes\_\_\_\_\_No\_\_\_\_\_

**3.7.24 Paint Colour**

Complies? Yes\_\_\_\_\_No\_\_\_\_\_

**3.7.25 Corrosion Protection**

Complies? Yes\_\_\_\_\_No\_\_\_\_\_

**3.7.26 Corrosion Resistant Materials**

Complies? Yes\_\_\_\_\_No\_\_\_\_\_

**3.7.27 Lubricants, Hydraulic Fluids and Fittings**

Complies? Yes\_\_\_\_\_No\_\_\_\_\_

**3.7.28 Identification**

Complies? Yes\_\_\_\_\_No\_\_\_\_\_

**3.7.29 Warning and Instruction Plates**

Complies? Yes\_\_\_\_\_No\_\_\_\_\_

**4. Equipment Variant Options**

4.1 Option 3: Dump Body 6.88 m<sup>3</sup> (9 yd<sup>3</sup>) - N/A

4.2 Option 4: Dump Body 10.7 m<sup>3</sup> (14 yd<sup>3</sup>) - N/A

4.3 Option 5: Heated Dump Body 16.8 m<sup>3</sup> (20 yd<sup>3</sup>)

Complies? Yes\_\_\_\_\_No\_\_\_\_\_

Make & Model \_\_\_\_\_

4.4 Option 6: Dump Body/Spreader - N/A

4.5 Option 7: Dump Body/Spreader - 9.17 m<sup>3</sup> (12 yd<sup>3</sup>) - N/A

4.6 Option 8: Drive Frame & Front Hitch - N/A

4.7 Option 9: One Way Snow Plow - N/A

4.8 Option 10: Reversible Plow - N/A

4.9 Option 11: Side Wing Plow - N/A

**5.1 Equipment Manuals**

(a) **Operator's Manual**

Will be provided as requested? Yes\_\_\_\_\_No\_\_\_\_\_

(b) **Parts Manual**

Will be provided as requested? Yes\_\_\_\_\_No\_\_\_\_\_

(c) **Maintenance (Shop Repair) Manual**

Will be provided as requested? Yes\_\_\_\_\_No\_\_\_\_\_

(e) **Variant Equipment Manuals**

Will be provided as requested? Yes\_\_\_\_\_No\_\_\_\_\_

(f) **Sample Manuals**

Will be provided as requested? Yes\_\_\_\_\_No\_\_\_\_\_

**5.2    Data Summary**

Will be provided as requested?      Yes\_\_\_\_\_No\_\_\_\_\_

**5.3    Photographs**

Will be provided as requested?      Yes\_\_\_\_\_No\_\_\_\_\_

**5.4    Warranty Letter**

Will be provided as requested?      Yes\_\_\_\_\_No\_\_\_\_\_

**5.5    Line Setting Ticket(Cab and Chassis)**

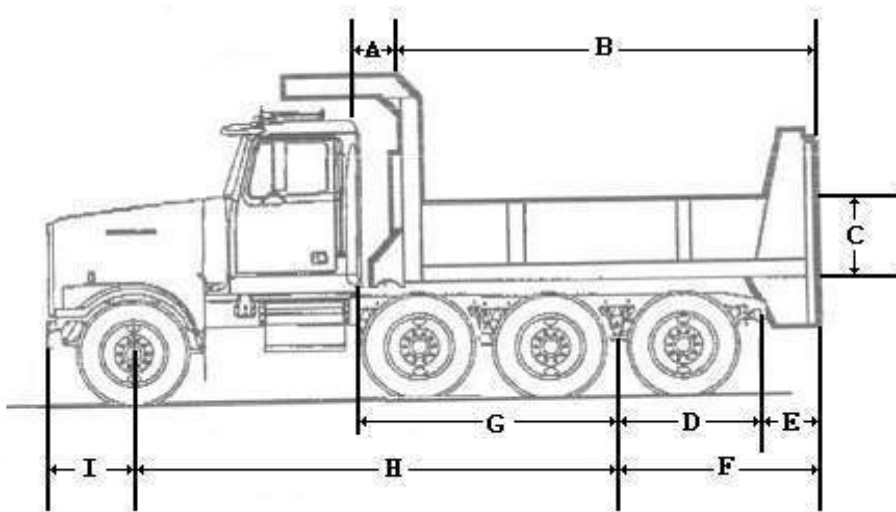
Will be provided as requested?      Yes\_\_\_\_\_No\_\_\_\_\_

**5.6    Familiarization**

Will be provided as requested?      Yes\_\_\_\_\_No\_\_\_\_\_

**Item V: WEIGHT DISTRIBUTION ANALYSIS**  
**Configuration E Equipped with Lift Axle &**  
**16.82 m<sup>3</sup> (20 yd<sup>3</sup>) Heated Dump**

A weight distribution analysis shall be performed to verify proper axle loading for a fully loaded vehicle considering minimum mandatory requirement for Gross Axle Weight Ratings, Gross Vehicle Weight Rating and payload as requested in paragraph 1.3.



- A** = Cab to Box
- B** = Box  
Exterior  
Length
- C** = Box Height
- D** = Center  
Wheel to  
Center  
Hinge
- E** = Center  
Hinge to  
Box End
- F** = Center Axle  
to Box End
- G** = Cab to Axle
- H** = Wheelbase
- I** = Bumper to  
Front Axle
- \*** = Box Width

**A** \_\_\_\_\_ in  
**B** \_\_\_\_\_ in  
**C** \_\_\_\_\_ in  
**D** \_\_\_\_\_ in  
**E** \_\_\_\_\_ in

**F** \_\_\_\_\_ in  
**G** \_\_\_\_\_ in  
**H** \_\_\_\_\_ in  
**I** \_\_\_\_\_ in  
**\*** \_\_\_\_\_ in

**COMPLETED VEHICLE CURB WEIGHT**

Front Axle Curb Weight \_\_\_\_\_ lbs  
Rear Axle Curb Weight \_\_\_\_\_ lbs

**COMPLETED FULLY LOADED VEHICLE**

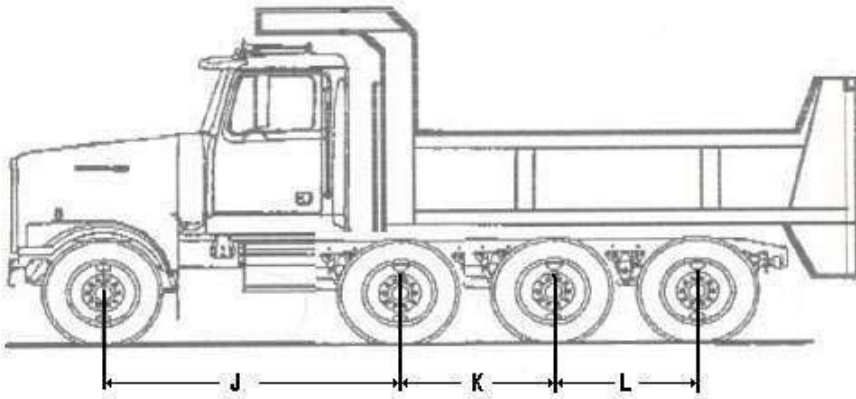
Payload \_\_\_\_\_ lbs  
Percent Payload Transfer to Front Axle \_\_\_\_\_ %  
Front Gross Axle Weight (GAW) \_\_\_\_\_ lbs  
Rear Gross Axle Weight (GAW) \_\_\_\_\_ lbs

**TRUCK RATINGS**

Front Gross Axle Weight Rating (GAWR) \_\_\_\_\_ lbs  
Rear Gross Axle Weight Rating (GAWR) \_\_\_\_\_ lbs

### Axle Spacing

A weight distribution analysis shall be performed to verify proper axle loading.



**J** = Front Axle to  
Lift Axle

**K** = Lift Axle to  
First Tandem  
Axle

**L** = Tandem Spacing

**J** \_\_\_\_\_ cm (in)  
**K** \_\_\_\_\_ cm (in)  
**L** \_\_\_\_\_ cm (in)

This image shows a blank sheet of white paper with horizontal ruling lines. The lines are evenly spaced and run across the width of the page. There are no margins, text, or other markings on the paper.

ADDRESS

TELEPHONE NUMBER FAX NUMBER

43