

RETURN BIDS TO:
RETOURNER LES SOUMISSIONS À:
Bid Receiving - PWGSC / Réception des soumissions -
TPSGC
11 Laurier St./11 rue Laurier
Place du Portage, Phase III
Core 0A1 / Noyau 0A1
Gatineau, Québec K1A 0S5

SOLICITATION AMENDMENT
MODIFICATION DE L'INVITATION

The referenced document is hereby revised; unless otherwise indicated, all other terms and conditions of the Solicitation remain the same.

Ce document est par la présente révisé; sauf indication contraire, les modalités de l'invitation demeurent les mêmes.

Comments - Commentaires

Vendor/Firm Name and Address
Raison sociale et adresse du
fournisseur/de l'entrepreneur

Issuing Office - Bureau de distribution
Construction Services Division/Division des services de
construction
11 Laurier St./11 Rue Laurier
3C2, Place du Portage
Phase III
Gatineau, Québec K1A 0S5

Title - Sujet UPS System Recapit / Mise à niveau	
Solicitation No. - N° de l'invitation EJ076-132319/A	Amendment No. - N° modif. 002
Client Reference No. - N° de référence du client R.053068.004	Date 2013-01-08
GETS Reference No. - N° de référence de SEAG PW-\$\$\$FG-349-61689	
File No. - N° de dossier fg349.EJ076-132319	CCC No./N° CCC - FMS No./N° VME
Solicitation Closes - L'invitation prend fin at - à 02:00 PM on - le 2013-01-15	
Time Zone Fuseau horaire Eastern Standard Time EST	
F.O.B. - F.A.B. Plant-Usine: <input type="checkbox"/> Destination: <input checked="" type="checkbox"/> Other-Autre: <input type="checkbox"/>	
Address Enquiries to: - Adresser toutes questions à: D'aoust, Jacques	Buyer Id - Id de l'acheteur fg349
Telephone No. - N° de téléphone (819) 956-0616 ()	FAX No. - N° de FAX (819) 953-8335
Destination - of Goods, Services, and Construction: Destination - des biens, services et construction: Environment Canada Environmental Science & Technology Centre 335 River Road Ottawa, Ontario K1A 0H3	

Instructions: See Herein

Instructions: Voir aux présentes

Delivery Required - Livraison exigée	Delivery Offered - Livraison proposée
Vendor/Firm Name and Address Raison sociale et adresse du fournisseur/de l'entrepreneur	
Telephone No. - N° de téléphone Facsimile No. - N° de télécopieur	
Name and title of person authorized to sign on behalf of Vendor/Firm (type or print) Nom et titre de la personne autorisée à signer au nom du fournisseur/ de l'entrepreneur (taper ou écrire en caractères d'imprimerie)	
Signature	Date

Solicitation No. - N° de l'invitation

EJ076-132319/A

Amd. No. - N° de la modif.

002

Buyer ID - Id de l'acheteur

fg349

Client Ref. No. - N° de réf. du client

R.053068.004

File No. - N° du dossier

fg349EJ076-132319

CCC No./N° CCC - FMS No/ N° VME

EXTENSION TO THE SOLICITATION CLOSING DATE and Addendum No. 1

This amendment is being issued to extend the Solicitation Closing Date for this project from **January 10th, 2013 at 2:00 p.m. to January 15th, 2013 at 2:00 p.m.** And for the inclusion of Addendum No. 1 attached that will form part of the contract documents.

All other terms and conditions remain the same.

Solicitation No. - N° de l'invitation

EJ076-132319/A

Client Ref. No. - N° de réf. du client

R.053068.004

Amd. No. - N° de la modif.

002

File No. - N° du dossier

fg349EJ076-132319

Buyer ID - Id de l'acheteur

fg349

CCC No./N° CCC - FMS No/ N° VME

ADDENDUM No. 1

UPS System Recapitalization

PROJECT No. R.053068.004

Page 1 of 1
DATE: 7 January, 2013

The following changes in the tender documents are effective immediately. This addendum will form part of the contract documents.

SPECIFICATIONS:

1 Reference 26 24 27 – Panelboard Breaker Types

- .1 **ADD;** Panel schedule for DP-UPS2 in APPENDIX 'A' as noted in article 2.5-Panel Schedule.

DRAWINGS:

1 Reference drawing E1 – Renovated Floor Plans

- .1 **REPLACE;** Note 5 to Drawing notes with the following (as indicated in ESK-001):

Drawing Notes:

- 5 PROVIDE 400A, 600V, 3Ø AUTOMATIC TRANSFER SWITCH (ATS-6) C/W ISOLATION BYPASS SWITCH FOR SOURCE No.1 AND SOURCE No.2. INSTALL ATS-6 ON THE MEZZANINE FLOOR IN THE ELECTRICAL ROOM. PROVIDE SUPPORTS AS REQUIRED. RELOCATE EXISTING JUNCTION BOX, 21mm CONDUIT AND CAT 5 CONTROL CONNECTION TO FACILITATE THE INSTALLATION OF THE NEW ATS-6 TRANSFER SWITCH.

2 Reference drawing E2 – Room Details

- .1 **ADD;** Notes 14 & 15 to Drawing notes with the following (as indicated in ESK-002):


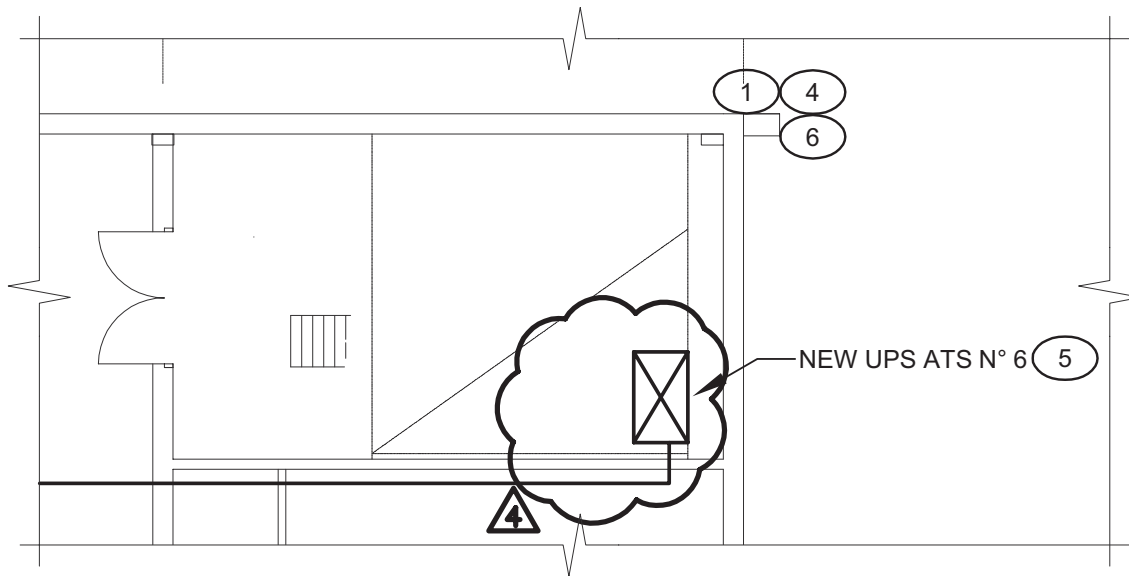
Drawing Notes:

- 14 THE DISTANCE FROM DP-130 IN SERVICE CORRIDOR "D" TO EP-99 IN THE ELECTRICAL ROOM OF THE NORTH WING IS APPROXIMATELY 180m.
- 15 LOCATION OF THE RELOCATED DISCONNECT SWITCHES (DS-180 AND DS-186) FROM THE UPS ROOM.

PANEL 'DP-UPS2' SCHEDULE

600V, 3PH, 4 WIRE 400A MAINS,
SURFACE MOUNTED
300A MAIN BREAKER

DESCRIPTION	WATTS	AMP	CIR	A B C	CIR	AMP	WATTS	DESCRIPTION
UPS PANEL A	34600	125	1		2	125	22900	UPS PANEL D
	34600		3		4		22900	
	34600		5		6		22900	
UPS PANEL B	4600	125	7		8	125	0	SPARE
	4600		9		10		0	
	4600		11		12		0	
UPS PANEL C	44120	125	13		14	0	0	SPACE
	44120		15		16	0	0	SPACE
	44120		17		18	0	0	SPACE
SPACE	0	0	19		20	0	0	SPACE
SPACE	0	0	21		22	0	0	SPACE
SPACE	0	0	23		24	0	0	SPACE
SPACE	0	0	25		26	0	0	SPACE
SPACE	0	0	27		28	0	0	SPACE
SPACE	0	0	29		30	0	0	SPACE
SPACE	0	0	31		32	0	0	SPACE
SPACE	0	0	33		34	0	0	SPACE
SPACE	0	0	35		36	0	0	SPACE
SPACE	0	0	37		38	0	0	SPACE
SPACE	0	0	39		40	0	0	SPACE
SPACE	0	0	41		42	0	0	SPACE



RELOCATE THE JUNCTION BOX, CONDUIT AND 2-CAT 5 CONTROL WIRING.

LOCATION FOR ATS-6.

DRAWING NOTES:

- 5 - PROVIDE 400A, 600V 3Ø AUTOMATIC TRANSFER SWITCH (ATS-6) C/W ISOLATION BYPASS SWITCH FOR SOURCE No 1 AND SOURCE No 2. INSTALL ATS-6 ON THE MEZZANINE FLOOR IN THE ELECTRICAL ROOM. PROVIDE SUPPORTS AS REQUIRED. RELOCATE EXISTING JUNCTION BOX, 21mm CONDUIT AND CAT 5 CONTROL CONNECTION TO FACILITATE THE INSTALLATION OF THE NEW ATS-6 TRANSFER SWITCH.



240 Catherine Street Suite 110
Ottawa (Ontario) K2P 2G8
Telephone : (613) 860-2462
Fax : (613) 860-1870
www.cima.ca

ISO 9001

UPS System Recapitalization ENVIRONMENT CANADA

DRAWING TITLE/TITRE DU DESSIN
ADDENDUM No.1

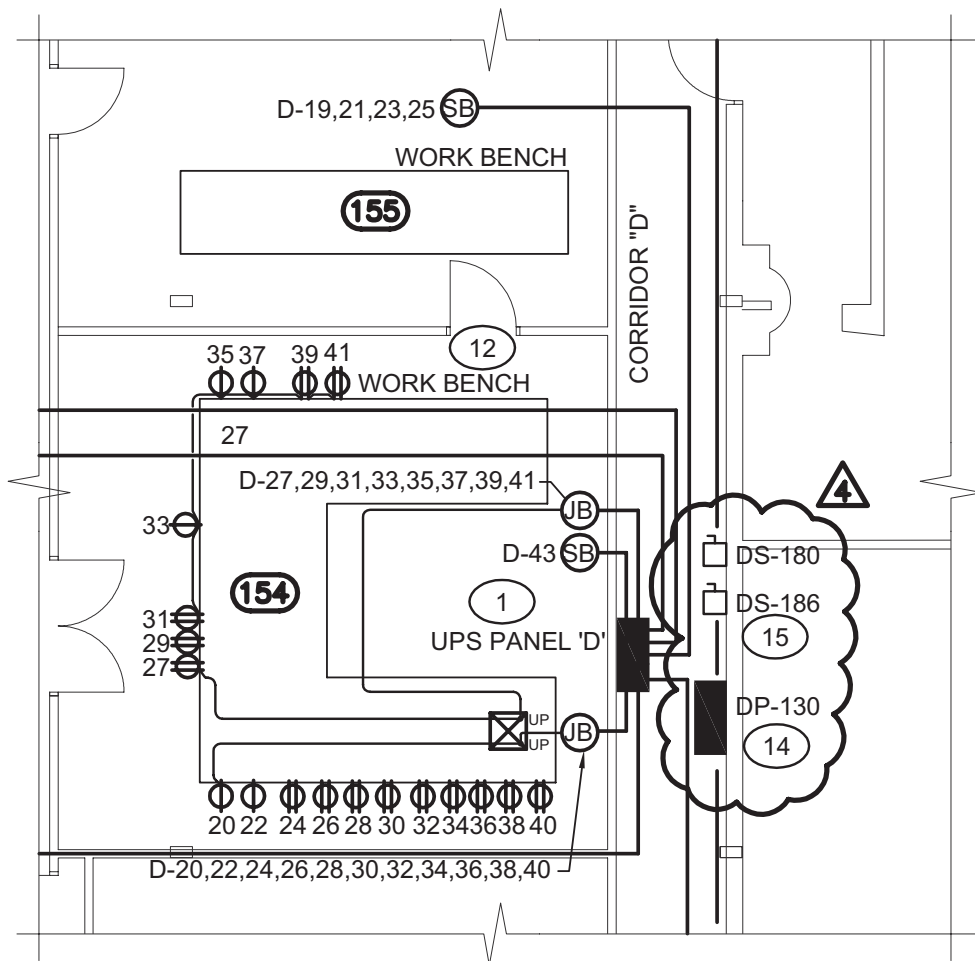
REV	REF	ISSUED FOR/EMISSION POUR	DATE
4	E1	ISSUED FOR ADDENDUM No.1	2013/01/07

SCALE/ECHELLE
1:100

DRAWN/DESSINE
GK

JOB NO./PROJECT NO.
R.053068.004

ESK-001



DRAWING NOTES:

- (14) - THE DISTANCE FROM DP-130 IN SERVICE CORRIDOR "D" TO EP-99 IN THE ELECTRICAL ROOM OF NORTH WING IS APPROXIMATELY 180m.
- (15) - LOCATION OF THE RELOCATED DISCONNECT SWITCHES (DS-180 AND DS-186) FROM THE UPS ROOM.



240 Catherine Street Suite 110
Ottawa (Ontario) K2P 2G8
Telephone : (613) 860-2462
Fax : (613) 860-1870
www.cima.ca

ISO 9001

UPS System Recapitalization ENVIRONMENT CANADA

DRAWING TITLE/TITRE DU DESSIN

ADDENDUM No.1

REV 4	REF E2	ISSUED FOR/EMISSION POUR ISSUED FOR ADDENDUM No.1	DATE 2013/01/07
----------	-----------	--	--------------------

SCALE/ECHELLE
1:100

DRAWN/DESSINE
GK

JOB NO./PROJECT NO.
R.053068.004

ESK-002