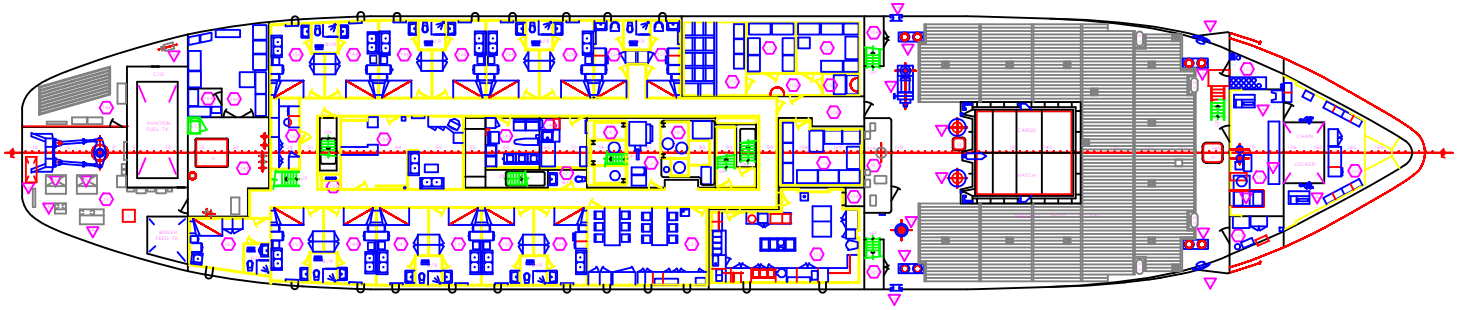

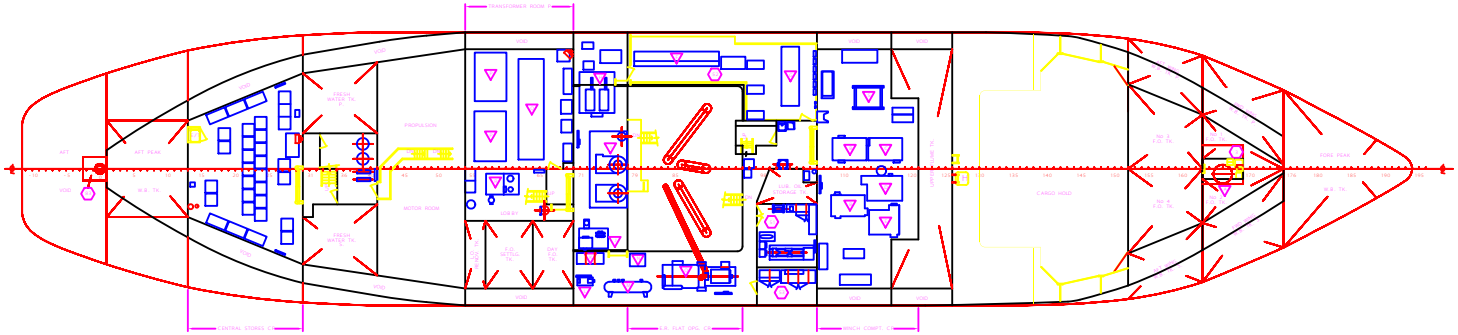

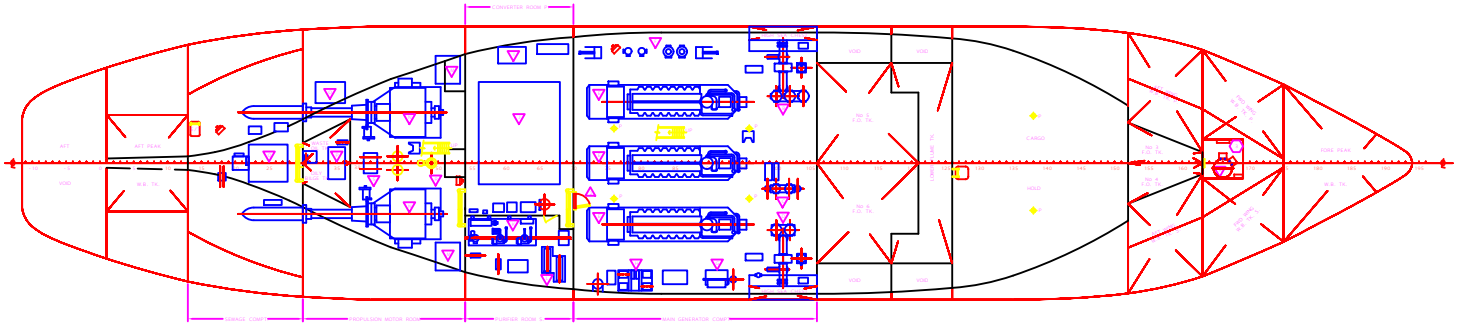

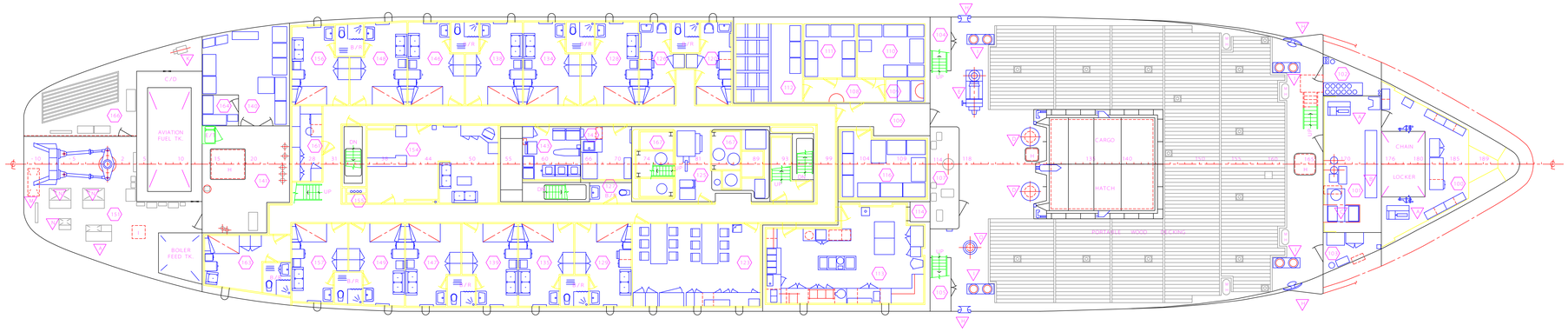


MAIN DECK

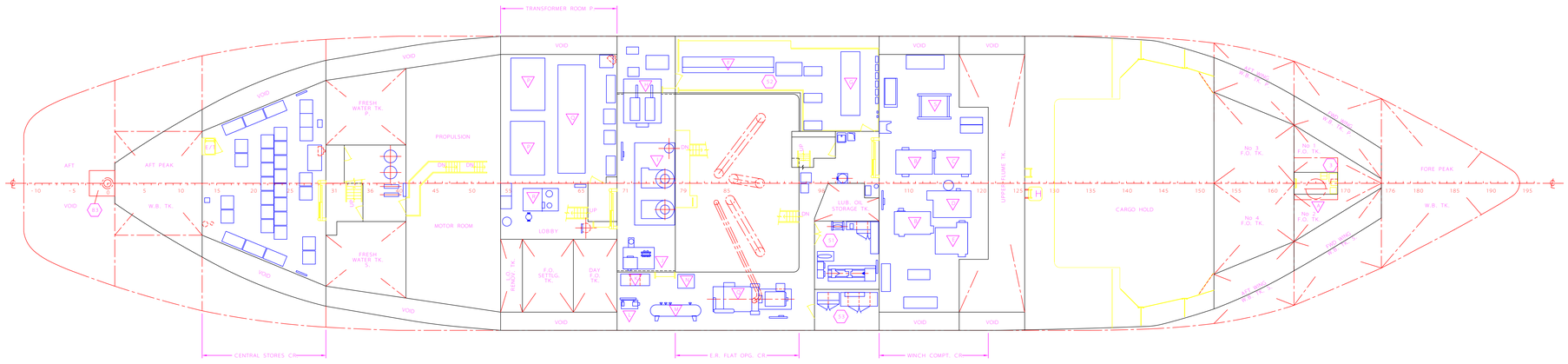


LOWER DECK

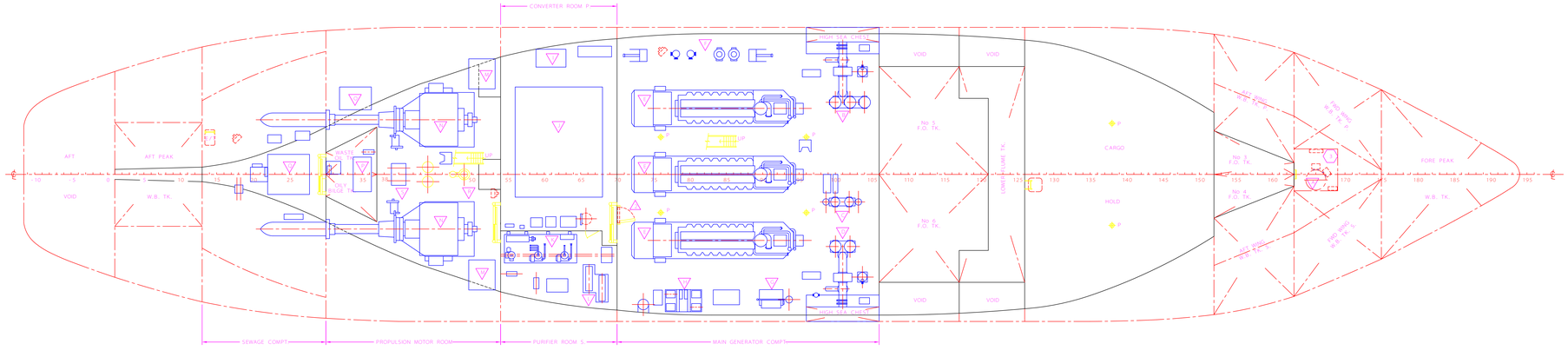


DOUBLE BOTTOM TOP

ACCOMODATION AREAS/COMPARTMENTS

MACHINERY COMPARTMENT

BELOW MAIN DECK LEVEL

| NO. | COMPARTMENT/AREA |
|---|---|
| 5 | BOW THRUSTER COMPT. |
| 51 | ENGINEERS' WORKSHOP |
| 52 | MACHINERY CONTROL ROOM |
| 53 | ELECTRICIANS' WORKSHOP |
| 63 | RUDDER TRUNK |

MAIN DECK LEVEL

| NO. | COMPARTMENT/AREA |
|---|---|
| 100 | BISCUITS & ROPE STORE |
| 101 | WINCH POWER ROOM |
| 102 | HALON ROOM |
| 103 | PAINT LOCKER |
| 104 | FUEL BUNKER STATION P. |
| 105 | FUEL BUNKER STATION S. |
| 106 | MAIN DECK ACCOMODATION |
| 107 | WIRE LEADS COMPT. |
| 108 | REFRIGERATED SPACES |
| 109 | POTATO ROOM |
| 110 | COOL ROOM |
| 111 | FRUIT AND VEG. ROOM |
| 112 | COOL ROOM |
| 113 | GALLEY |
| 114 | DUMBWAITER |
| 116 | DRY PROVISION STORE |
| 120 | QUATERMASTERS |
| 123 | CROWS MESS ROOM |
| 125 | INCINERATOR FLAT |
| 126 | QUATERMASTERS |
| 127 | PUBLIC WASHROOM |
| 128 | 2 SEAMEN |
| 129 | CHIEF COOK |
| 134 | 2 SEAMEN |
| 135 | SECOND COOK |
| 136 | LINEN LOCKER |
| 138 | 2 SEAMEN |
| 139 | 2 OILERS |
| 140 | STORES ROOM |
| 141 | STORES HANDING ROOM |
| 142 | CLEANING GEAR LOCKER |
| 143 | LAUNDRY |
| 146 | 2 SEAMEN |
| 147 | 2 OILERS |
| 148 | 2 SEAMEN |
| 149 | 2 OILERS |
| 151 | STEARING GEAR COMPT. |
| 154 | CREWS LOUNGE |
| 155 | LINEN LOCKER |
| 156 | 2 SEAMEN |
| 157 | 2 STEWARDS |
| 161 | CANTEEN |
| 163 | 2 STEWARDS |
| 164 | BONDED STORE |
| 166 | ROPE TOOL |
| 167 | ENGINE CASING |

TANK TOP LEVEL

| CODE | ITEM |
|---|---|
| A | BOW THRUSTER |
| B | MAIN SEA WATER PUMPS |
| C | BILGE & BALLAST PUMPS |
| D | FIRE & TOMP PUMPS |
| E | MAIN GENERATORS |
| F | F.W. COOLING PUMPS |
| G | F.W. GENERATOR |
| H | MN. STARTING AIR COMPRESSOR |
| I | SHOS SERVICE TRANSFORMER |
| J | CYCLO CONVERTER |
| K | PURIFIER MODULE |
| L | F.O. TRANSFER PUMPS |
| M | PROPULSION HANDING FILTERS |
| N | PROPULSION MOTORS |
| O | BEARING LUB. STORAGE TK. |
| P | OILY WATER SEPARATOR |
| Q | MEDIA TK. |
| R | SUBMERGIBLE FIRE PUMP |
| S | OWS MODULE |

ENGINE ROOM FLAT LEVEL

| CODE | ITEM |
|---|---|
| A | BOW THRUSTER |
| B | AUXY. HOIST WINCH |
| C | TOOPING WINCH |
| D | STERNG WINCH |
| E | MAG HOIST WINCH |
| F | CONTROL CONSOLE |
| G | AUXY. SWITCHBOARD |
| H | VACUSAN MODULE |
| I | BOILER MODULE |
| J | BOILER FEED TK. |
| K | ENGINEERS' SERVICE TKS. |
| L | DEAD START AIR COMPRESSOR |
| M | MAIN AIR RECEIVERS |
| N | AUXY. GENER. L.O. STORAGE TK. |
| O | AUXY. GENERATOR |
| P | PROPULSION TRANSFORMER |
| Q | MAIN SWITCHBOARD |
| R | SEW. TRANGE. TANK MODULE |
| S | REFRIGERATION MODULE |

MAIN DECK LEVEL

| CODE | ITEM |
|---|---|
| A | POWER PACK |
| B | BOW THRUSTER CONTROLLER |
| C | RESISTOR BANKS |
| D | SUPPLY & EXHAUST VENTS |
| E | DECK WINCH |
| F | CABLE WINCH |
| G | ROLLER FAIRLEAD |
| H | PANAMA EYE |
| I | BOLLARD |
| J | INCINERATOR |
| K | BILGE PUMP |
| L | STEERING GEAR |
| M | HYDRAULIC PIC TK. |
| N | TANK & PIPE UNIT |
| O | PEDESTAL FAIRLEAD |

Pêches et Océans Canada / Fisheries and Oceans Canada
Garde côtière / Coast Guard

Services techniques
Soutien des navires
101 Boul. Champlain
Québec (Québec) G1K 7Y7

SCDS - H - 0025

| Révision | Description | Par/By | Date |
|---|---|---|---|
| A | DRAWG UPDTD | TC | 07/10/14 |
| B | DRAWG UPDTD | TC | 09/12/14 |
| C | PORT WINDOW IN THE SCHOLARSHIP LOUNGE | TC | 05/05/15 |
| D | ADDRESS CORRECTED | TC | 07/10/15 |

A : Numéro du détail / Detail no.
B : Feuille sur laquelle le détail est référé / Location drawing no.
C : Feuille sur laquelle le détail est dessiné / Drawing no.

Toute modification doit être rapportée à: / All modification must be reported to:

GARDE CÔTIÈRE, RÉGION LAURENTIENNE
SERVICES TECHNIQUES
Systèmes électroniques et informatiques
Informations Techniques et Graphiques

Dossier: / Ship:
GEORGES R. PEARKES
Versatile Pacific Shipyard Inc.
BRISE-GLACE TYPE 1100

Dessin: / Drawing:
ARRANGEMENT GÉNÉRAL
PONT PRINCIPAL
PONT INFÉRIEUR
DESSUS DU DOUBLE-FOND

Conçu par: / Designed by: — Date
Dessiné par: / Drawn by: I.T.G. — Date MARS 2001
Vérifié par: / Verified by: — Date
Approuvé par: / Approved by: — Date
No. dossier: / File no.: COQUE 555
Échelle: / Scale: 1:100
No. dessin: / Drawing no.: 555-H-0025
No. feuille: / Sheet no.: 3/3

COMPUTER FILE NUMBER 07727-02

555-H-0025
AutoCAD(r)
Jul 23, 2012