

QTY	UNIT	PART NO.	DESCRIPTION
21	1	21-300114	BALL
45	1	W-100048	WASHER
44	1	420-0147	WASHER
43	1	31-100048	SPRING
42	1	10-100003	WASHER
41	1	31-100011	WASHER
40	1	420-0059	ADJUSTING SCREW
39	1	420-0077	WASHER
38	1	51-270001	SCREW
37	1	51-170003	SPRING PIN
36	1	420-0003	SPRING
35	1	11-106117	O-RING
34	1	420-0101	CONTROL ARM
33	1	51-100001	CUTTER PIN
32	1	31-100014	SPRING
31	1	21-100005	WASHER
30	1	420-0070	BALL LINK
29	2	420-0070	BALL LINK
28	2	420-0070	ADJUSTING SCREW
27	2	10-100005	SEAL WASHER
26	1	51-100036	CAPSCREW
25	1	SEE BELOW	SOLENOID VALVE COIL
24	1	10-100007	FILTER ELEMENT
23	1	420-0107	FILTER CAP
22	1	11-106117	O-RING
21	1	31-100010	SPRING
20	1	420-0205	PISTON FILLER
19	1	420-0050	PISTON
18	1	11-106117	O-RING
17	1	420-0069	SLEEVE
16	1	11-106117	O-RING
15	2	420-0049	END CAP
14	2	31-100038	SPRING
13	2	51-100007	WASHER
12	1	420-0068	SPOOL
11	1	11-106125	O-RING
10	2	80-500042	FILTER ELEMENT
9	2	420-0108	FILTER CAP
8	1	420-0071	PISTON
7	2	21-100005	BALL
6	2	31-100060	SPRING
5	1	420-0212	NON FOLLOW UP NO
4	1	11-106117	O-RING
3	1	11-106117	O-RING
2	1	11-106117	O-RING
1	1	11-106117	O-RING

\* MANUFACTURERS RECOMMENDED  
SPARES  
KIT NUMBER 119-0101

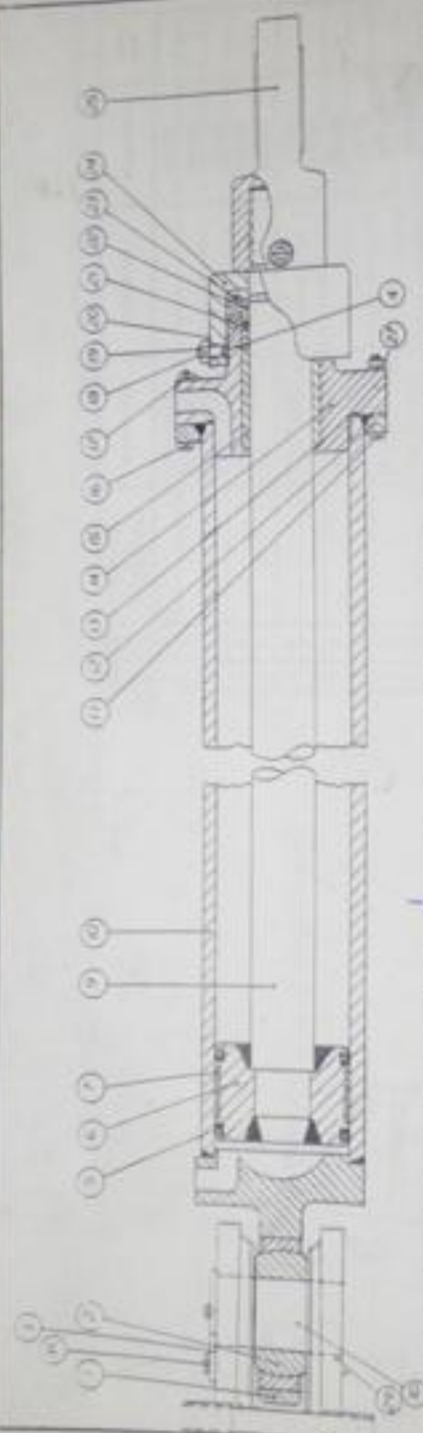
STANDARD APPLY NUMBER	VOLTAGE	SOLENOID VALVE PART NO.	SOLENOID OIL ONLY
40-0000	12 VDC	40-1102	40-1000
40-0001	12 VDC	40-1103	40-1000

WAGNER ENGINEERING

UNIBLOCK 2 PART LIS







SUB ASSEMBLIES	
PISTON ROD SUB ASSY COMPONENTS OF ITEMS 6, 2, 5	
BARREL SUB ASSY COMPONENTS OF ITEMS 1, 6, 10	

SENKIR - 19-0074

ITEM	DESCRIPTION	QTY	PART NUMBER	QTY	PART NUMBER	QTY	PART NUMBER	QTY	PART NUMBER
1	BARREL	1	620-0001	1	620-0001	1	620-0001	1	620-0001
2	PISTON RING	1	620-0002	1	620-0002	1	620-0002	1	620-0002
3	PISTON RING	1	620-0003	1	620-0003	1	620-0003	1	620-0003
4	PISTON RING	1	620-0004	1	620-0004	1	620-0004	1	620-0004
5	PISTON RING	1	620-0005	1	620-0005	1	620-0005	1	620-0005
6	PISTON RING	1	620-0006	1	620-0006	1	620-0006	1	620-0006
7	PISTON RING	1	620-0007	1	620-0007	1	620-0007	1	620-0007
8	PISTON RING	1	620-0008	1	620-0008	1	620-0008	1	620-0008
9	PISTON RING	1	620-0009	1	620-0009	1	620-0009	1	620-0009
10	PISTON RING	1	620-0010	1	620-0010	1	620-0010	1	620-0010
11	PISTON RING	1	620-0011	1	620-0011	1	620-0011	1	620-0011
12	PISTON RING	1	620-0012	1	620-0012	1	620-0012	1	620-0012
13	PISTON RING	1	620-0013	1	620-0013	1	620-0013	1	620-0013
14	PISTON RING	1	620-0014	1	620-0014	1	620-0014	1	620-0014
15	PISTON RING	1	620-0015	1	620-0015	1	620-0015	1	620-0015
16	PISTON RING	1	620-0016	1	620-0016	1	620-0016	1	620-0016
17	PISTON RING	1	620-0017	1	620-0017	1	620-0017	1	620-0017
18	PISTON RING	1	620-0018	1	620-0018	1	620-0018	1	620-0018
19	PISTON RING	1	620-0019	1	620-0019	1	620-0019	1	620-0019
20	PISTON RING	1	620-0020	1	620-0020	1	620-0020	1	620-0020
21	PISTON RING	1	620-0021	1	620-0021	1	620-0021	1	620-0021
22	PISTON RING	1	620-0022	1	620-0022	1	620-0022	1	620-0022
23	PISTON RING	1	620-0023	1	620-0023	1	620-0023	1	620-0023
24	PISTON RING	1	620-0024	1	620-0024	1	620-0024	1	620-0024
25	PISTON RING	1	620-0025	1	620-0025	1	620-0025	1	620-0025
26	PISTON RING	1	620-0026	1	620-0026	1	620-0026	1	620-0026

**WAGNER ENGINEERING LTD.**  
 1. MODEL CYLINDER  
 PARTS LIST FOR  
 1. 620-0001 1. 620-0002 1. 620-0003

DATE: 10/10/74  
 DRAWING NO: C-3-003  
 REV: 05









# STEERING GEAR SPECIFICATIONS

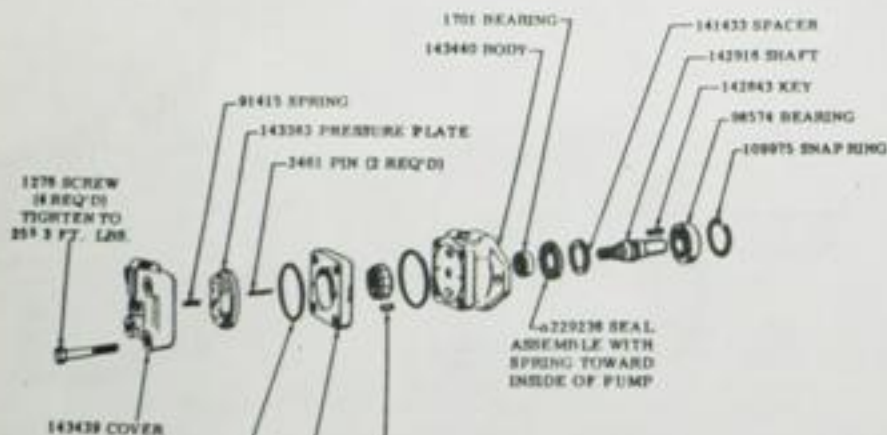
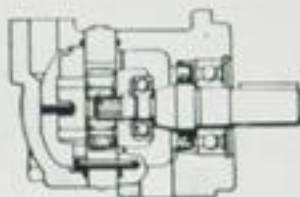
L Model Cylinders using No. 63 Manifold  
(Solenoid or Servo Valve Controlled)

Steering Gear Model	L A2-33.A-40
Torque	36 T.M.
Pressure Setting - System	<u>1560</u> psi _____ kPa
- Double Relief	<u>1600</u> psi _____ kPa
Hard Over Time	15/30 sec 40/35°
Steering Angle	2 x 40°
Steering Cylinder - Model	L200-1047
Steering Solenoid or Servo Valve - Model	DG4V3
- Voltage	24 VDC
Pumpset Model	TA 100
Electric Motors - H.P.	40
- VAC/PH/HZ	600/3/60
- RPM	1750
Power Pump Model	35VTA-2CA-286-C-20°
Servo Pump Model - V10-151-11C20	P/N 80-100042
Servo Pump Pressure-line Element	P/N 80-510019
Return-line Filter Element	X P/N 80-510004
Reservoir Suction Strainer	
TA100 Pumpset	X P/N 80-510013
TA160 Pumpset	P/N 80-510011










CAPACITY	"O" RING (2 REQ'D)	RING	VANE KIT (12 VANES)	ROTOR	CARTRIDGE KIT
V110-1.5-10-8214	143218	143557	912008	141393	912054
V110-2.5-10-8214		143558			912056
V110-3.5-10-8214		143121			912058

INCLUDED IN CARTRIDGE KIT

STANDARD	GASKET KIT
CROSS REFERENCE	
ASTD	QTY. KIT
922193	
143218	
229258	

Wagner Assembly Nos.

V110-1.5	80-100000
V110-2.5	80-100001
V110-3.5	80-100002



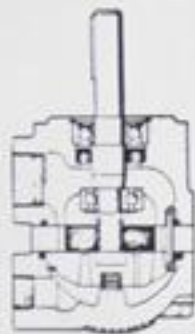
**WAGNER ENGINEERING**

40 GOSHEN PLACE, NORTH KIMCOCK, VT.  
MANUFACTURERS OF MARINE HYDRAULIC STEERING GEARS

TITLE

V110 VANE TYPE PUMPS - VICKERS  
SERVICE PARTS INFORMATION

DRAWN	DATE	SCALE	QUO
JF	01/05/81		OR
REVISION NOTES			B
1-1-79/1-3104-5			



Wagner Assembly Mfg.	V210-2	80-100003
	V210-3	80-100004
	V210-6	80-100005
	V210-8	80-100006
	V210-9	80-100007
	V210-1	80-100008

DATE	QUANTITY	DESCRIPTION	MATERIAL
		 <b>WAGNER ENGINEERING LTD</b> 40 GORFLEX PLACE NORTH BRIMCOMBE B.C. CHESHIRE WILMSLOW MANUFACTURERS OF MARINE HYDRAULIC STEERING GEAR AND AUTOMATIC PUMPS	
TITLE			
VZ10 VANE TYPE PUMPS - VICKERS SERVICE PARTS INFORMATION			
CON. NO.	DATE	SCALE	QUOTE NO.
A /	02/06/81		
DRAWING NOTES 8-1-80/M-2032-B			REV B - 5271