

**MECHANICAL ADDENDUM #M-2
NATIONAL DEFENSE, CFB BORDEN, ON
VICKERS KITCHEN AND DINING FACILITY
H-B147-4902/1
MAY 29, 2013**

The following document is hereby made a part of the Contract Documents.

The following revisions and/or additions shall be made to Drawings and/or specifications and the cost shall be included in Tender Price.

REVISIONS TO SPECIFICATIONS

SECTION – 23 72 13 AIR TO AIR ENERGY RECOVERY EQUIPMENT

1. In paragraph 2.1.10, Acceptable Manufacturers, add sub-paragraph .5 to read: "Ruskin".

SECTION – 23 73 13 MODULAR AIR HANDLING UNITS

1. In paragraph 2.9, Acceptable Manufacturers, add sub-paragraph .5 to read: "McQuay".

REVISIONS TO DRAWINGS

DRAWING #446

1. Revise the DOMESTIC WATER CONNECTION SCHEMATIC as shown on the attached Sketch MSK-1.
2. Revise the DOMESTIC HOT WATER HEATER PLUMBING SCHEMATIC as shown on the attached Sketch MSK-5.

DRAWING #422

1. Delete the floor drains in the vestibule [101] and revise the sanitary drainage layout as shown on the attached Sketch MSK-2.
2. Revise the sanitary drainage layout to add a funnel floor drain and clean out near kitchen equipment #632 as shown on the attached Sketch MSK-3.
3. Revise the rain water drainage layout as shown in the attached Sketch MSK-11.

DRAWING #433

1. Add heat tracing to the condensate drain pipe as shown on the attached Sketch MSK-4.

DRAWING #435

1. Delete the hydronic radiant panel shown in the room DINING HALL [117]. See the attached Sketch MSK-8.

DRAWING #439

1. Add remote thermostat to hydronic baseboard heaters in the DINING HALL[117] as shown on the attached Sketch MSK-9.

DRAWING #440

1. Revise the fresh air duct layout in the mechanical room as shown on the attached Sketch MSK-7.
2. Provide fresh air intake louvre as shown on the Sketch MSK-7.

DRAWING #441

1. Delete the fresh air duct immediately downstream of the branch take-off to ERU-1 as shown on the attached Sketch MSK-6.
2. Provide fresh air duct connections from the roof penthouses to AHU-1, AHU-2, AHU-4 and ERU-2 as shown on the attached Sketch MSK-6. Each louvered penthouse shall be 500mm high.

DRAWING #495

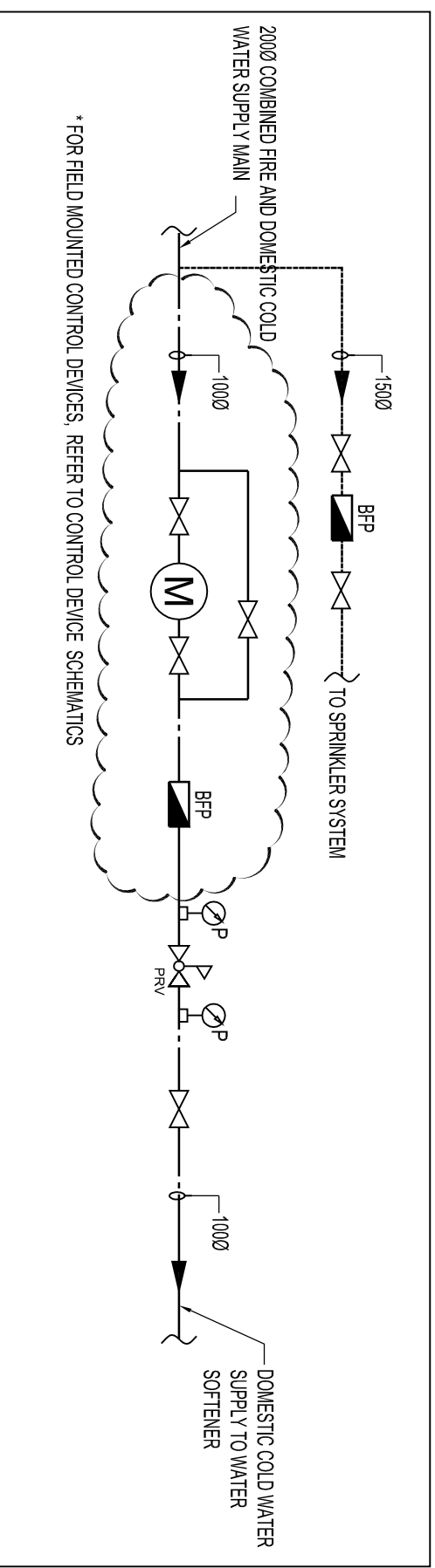
1. Delete the hydronic heating capacity for ERU-5, ERU-6 and ERU-7 shown on the ENERGY RECOVERY UNIT SCHEDULE.

END



National
Defence

Défense
nationale



DOMESTIC WATER CONNECTION SCHEMATIC

SCALE: N.T.S.

REF. DWG. NO.:446

PROJECT: VICKERS KITCHEN & DINING FACILITY
 PROJET: CFB BORDEN

SUBJECT: DOMESTIC WATER CONNECTION
 SUJET: SCHEMATIC REVISIONS

DATE: 2013-5-27

APPROVED:	D.J.
APPROUVE PAR:	R.K.
SCALE:	NTS
PROJECT NO.:	11-233
NUMÉRO DU PROJET:	11-233
DWG NO.:	B147-4902/1 - 446 - MSK-1
NUMÉRO DU DESSIN:	B147-4902/1 - 446 - MSK-1

1 of 1

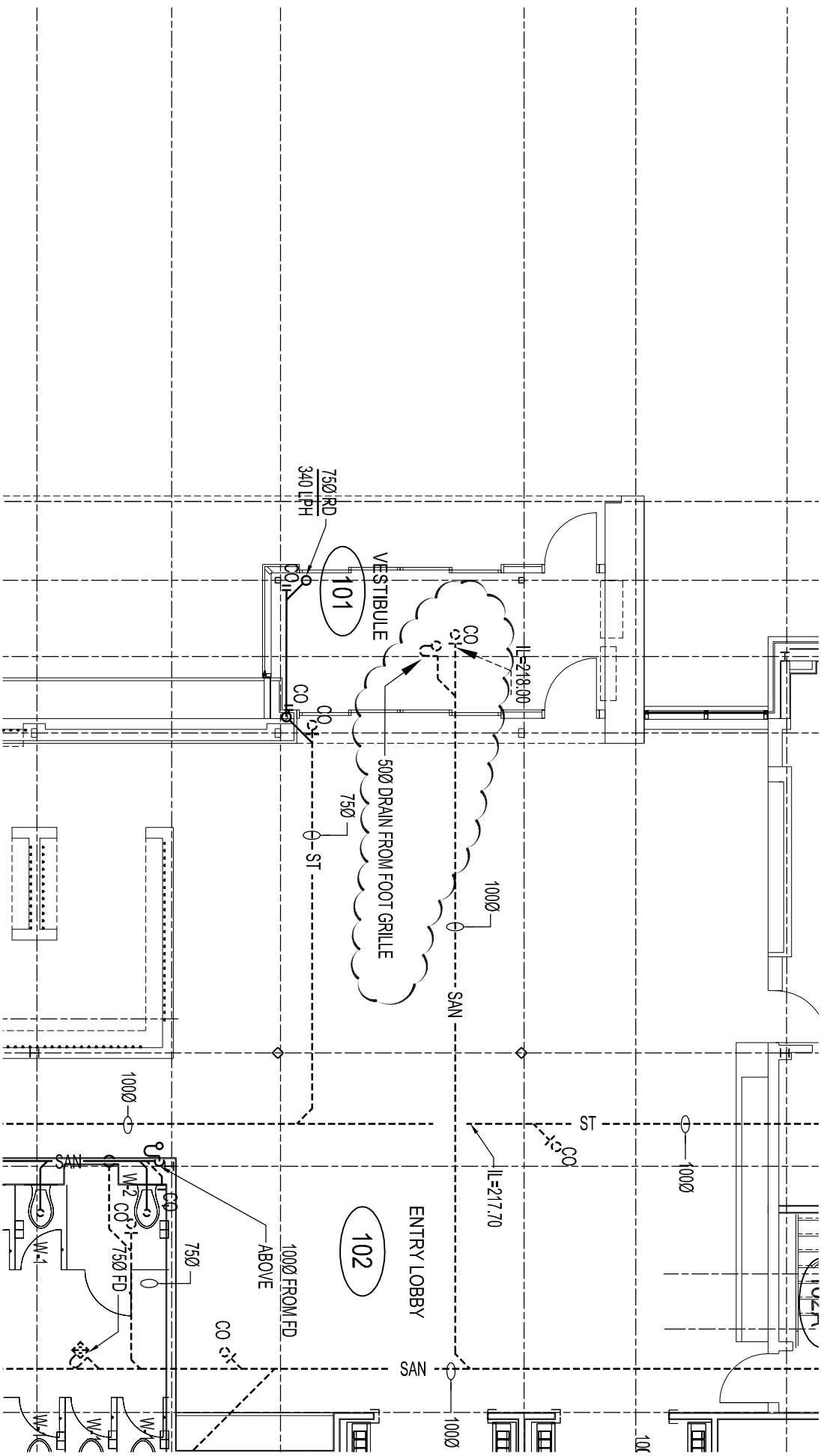
Jain & Associates Ltd.

2270 ARGENTA ROAD
 MISSISSAUGA, ONTARIO, L5M 6A6
 TEL. 905 542 7211, FAX 905 542 7622
 Email : mol@jainassoc.com



National
Defence

Défense
nationale



REF. DWG. NO.:422

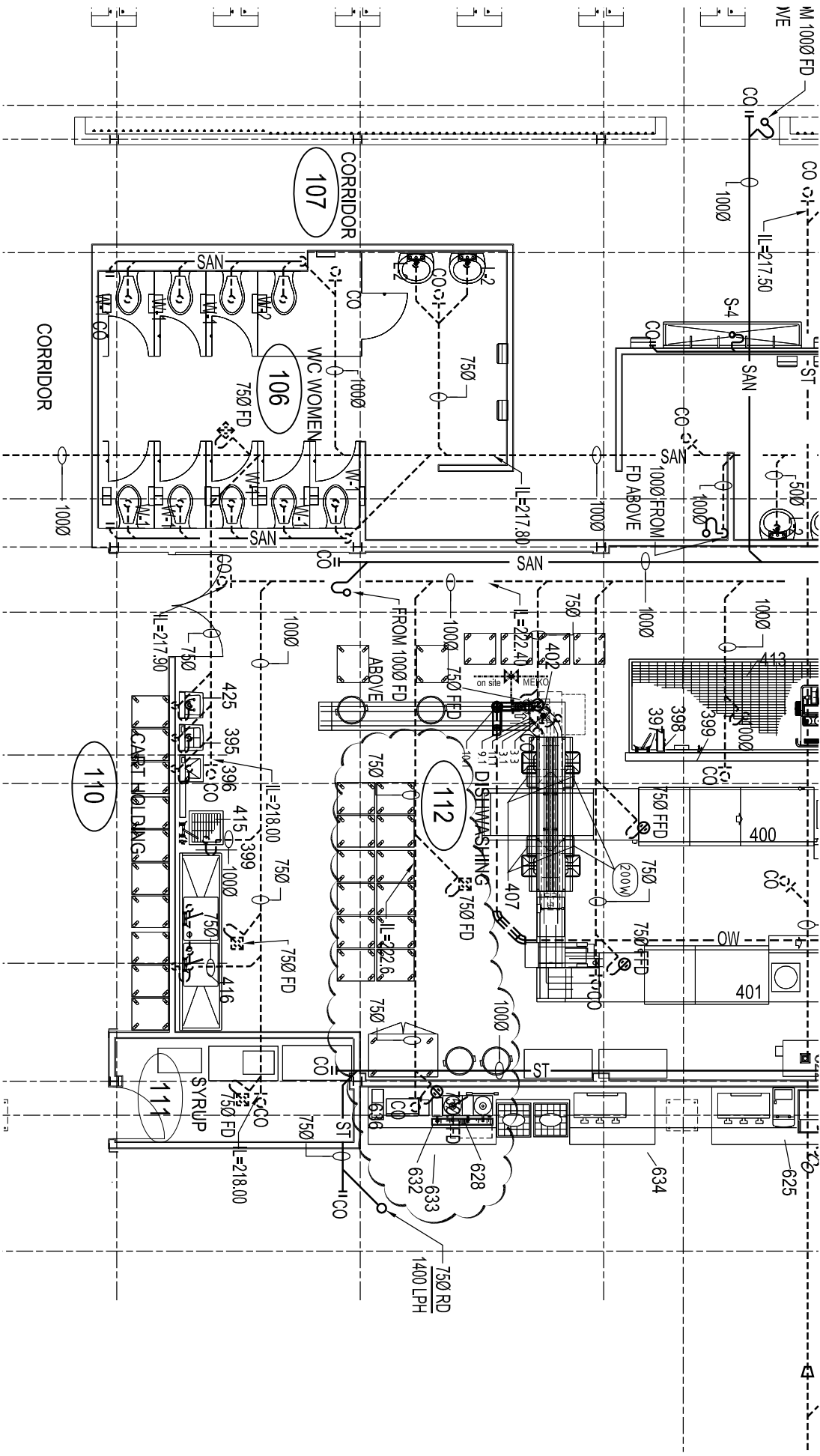
PROJECT: VICKERS KITCHEN & DINING FACILITY
 PROJECT: CFB BORDEN
 SUBJECT: GROUND FLOOR PART PLAN
 SUBJECT: DRAINAGE REVISIONS
 DATE: 2013-5-27

APPROVED:	D.J.
APPROUVE:	
PAR:	R.K.
SCALE:	1 : 100
ECHELLE:	
PROJECT NO.:	11-233
NUMÉRO DU PROJET:	
DWG NO.:	B147-4902/1 - 422 - MSK-2
NUMÉRO DU DESSIN:	

Jain & Associates Ltd.
 2270 ARGENTA ROAD
 MISSISSAUGA, ONTARIO, L5H 6A6
 TEL. 905 542 7211, FAX 905 542 7622
 Email : mol@jainassoc.com



National
Defence
Défense
nationale



REF. DWG. NO.:422



Jain & Associates Ltd.

2270 ARGENTA ROAD
MISSISSAUGA, ONTARIO, L5H 6A6
TEL. 905 542 7211, FAX 905 542 7622
Email : mol@jainassoc.com

PROJECT: VICKERS KITCHEN & DINING FACILITY

PROJECT: CFB BORDEN

SUBJECT: GROUND FLOOR PART PLAN

SUBJECT: DRAINAGE REVISIONS

DATE: 2013-5-27

APPROVED: D.J.
APPROUVE: R.K.

SCALE: 1 : 100
ÉCHELLE: 1 : 100

PROJECT NO.: 11-233
NUMÉRO DU PROJET: 11-233

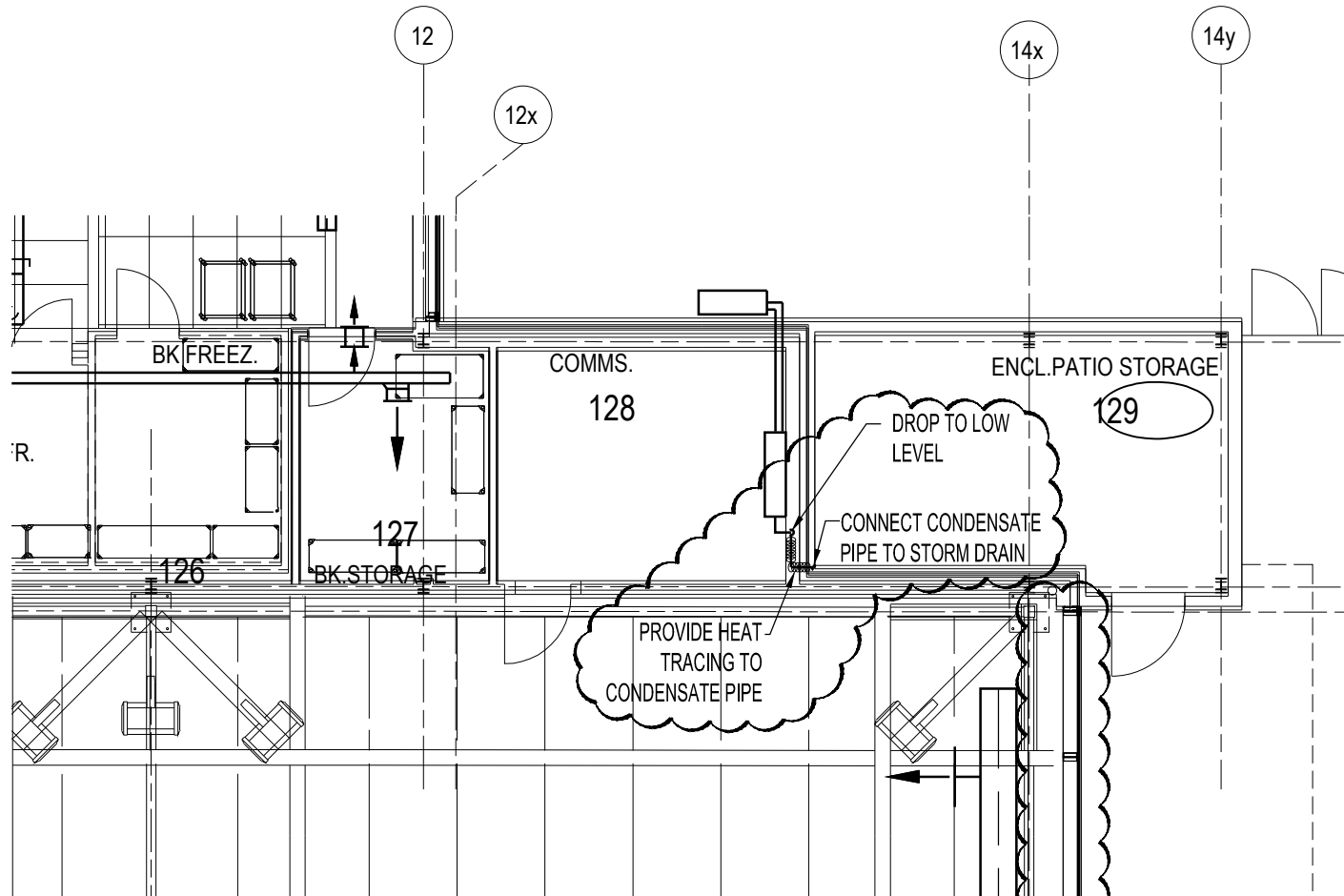
DWG NO.: B147-4902/1 - 422 - MSK-3
NUMÉRO DU DESSIN: B147-4902/1 - 422 - MSK-3

1
of 1



National
Defence

Défense
nationale



REF. DWG. NO.:433

JAIN

Jain & Associates Ltd.

2270 ARGENTIA ROAD
MISSISSAUGA, ONTARIO, L5N 6A6
TEL. 905 542 7211, FAX 905 542 7622
Email : mail@joinassoc.com

PROJECT: VICKER'S KITCHEN & DINING FACILITY
PROJET: CFB BORDEN
SUBJECT: HEAT TRACING TO CONDENSATE
SUJET: PIPE
DATE: 2013-5-27

APPROVED: D.J.
APPROUVÉ
PAR: R.K.

SCALE: NTS
ÉCHELLE:

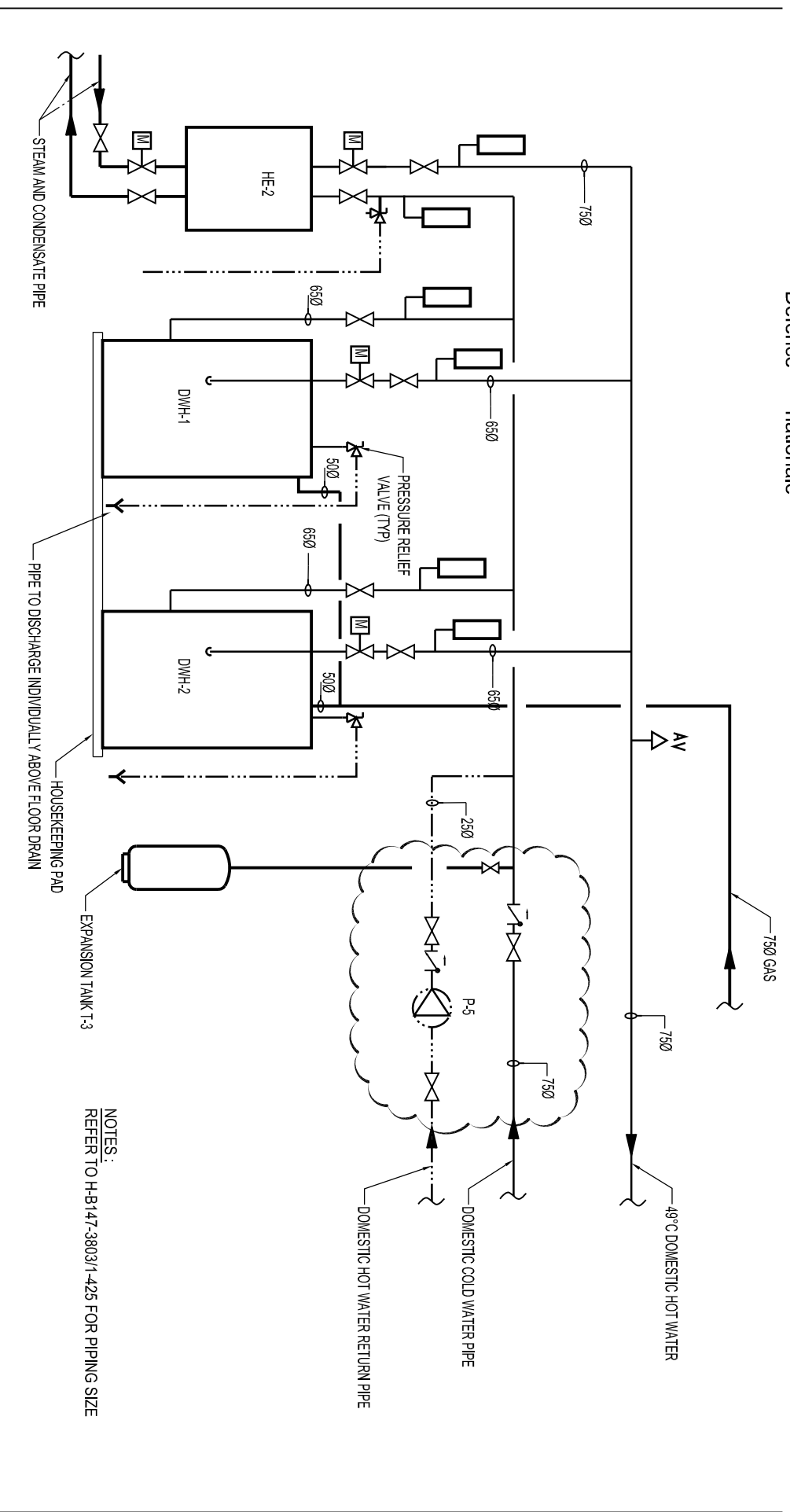
PROJECT NO.: 11-233
NUMÉRO DU PROJET:

DWG NO.: B147-4902/1 - 433 - MSK-4
NUMÉRO DU DESSIN:

1
of 1



National Defence / Défense nationale



NOTES:
REFER TO H-B147-3803/1-425 FOR PIPING SIZE

DOMESTIC HOT WATER HEATER PLUMBING SCHEMATIC

SCALE: N.T.S.

REF. DWG. NO.:446



Jain & Associates Ltd.

2270 ARGENTIA ROAD
MISSISSAUGA, ONTARIO, L4N 6A6
TEL. 905 542 7211, FAX 905 542 7622
Email : mol@jainassoc.com

PROJECT: VICKERS KITCHEN & DINING FACILITY
 PROJE: CFB BORDEN
 SUBJECT: DOMESTIC WATER HEATER
 SUJET: PLUMBING SCHEMATIC REVISIONS

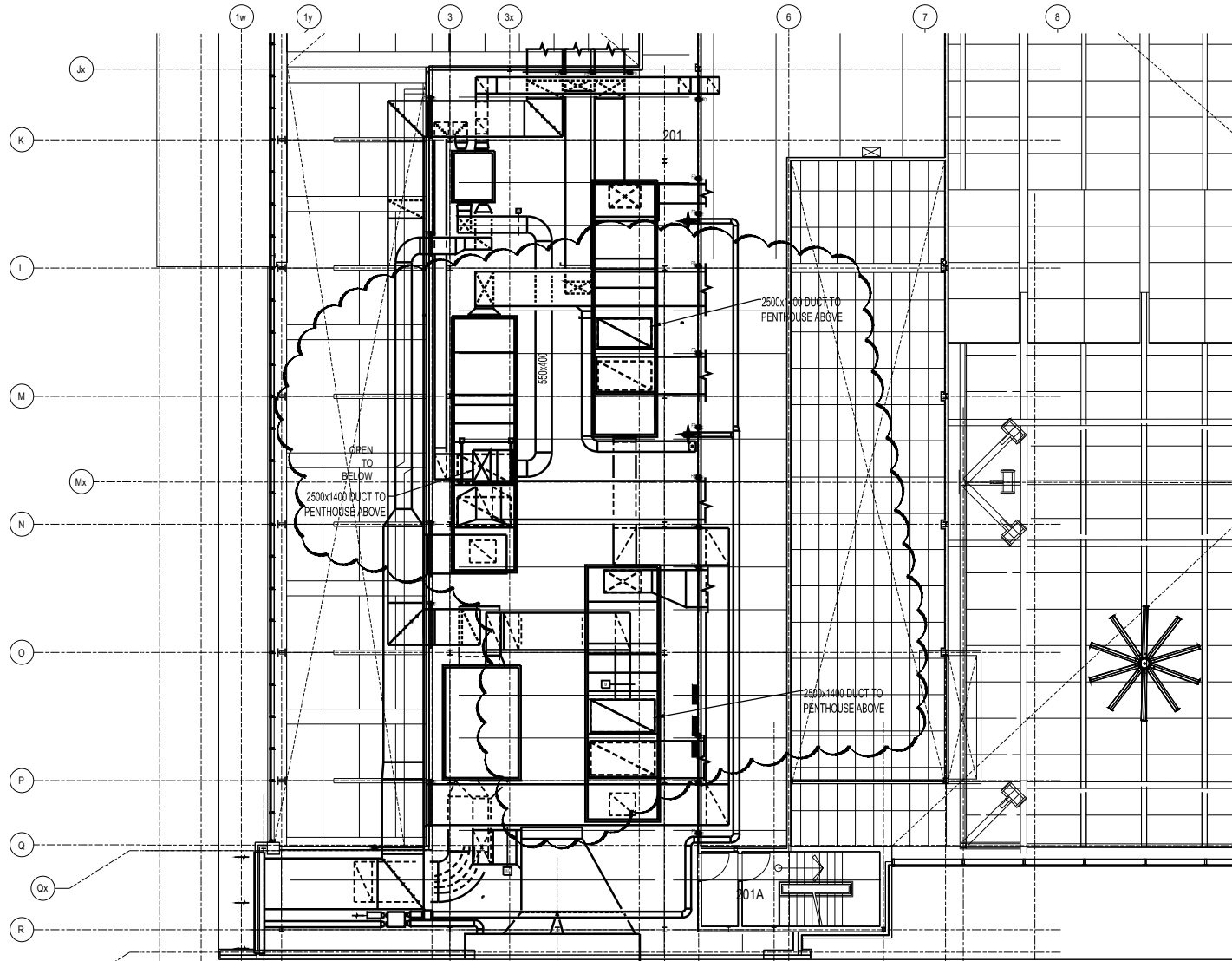
DATE: 2013-5-27

APPROVED:	D.J.
APPROUVE:	R.K.
SCALE:	NTS
PROJECT NO.:	11-233
PROJET NO.:	11-233
DWG. NO.:	B147-4902/1 - 446 - MSK-5
NUMERO DU DESSIN:	



National
Defence

Défense
nationale



REF. DWG. NO.:441



Jain & Associates Ltd.

2270 ARGENTIA ROAD
MISSISSAUGA, ONTARIO, L5N 6A6
TEL. 905 542 7211, FAX 905 542 7622
Email : mail@joinassoc.com

PROJECT: VICKER'S KITCHEN & DINING FACILITY
PROJET: CFB BORDEN
SUBJECT: OUTDOOR AIR DUCT CONNECTION
SUJET:
DATE: 2013-5-27

APPROVED: D.J.
APPROUVÉ
PAR: R.K.

SCALE: NTS
ÉCHELLE:

PROJECT NO.: 11-233
NUMÉRO DU PROJET:

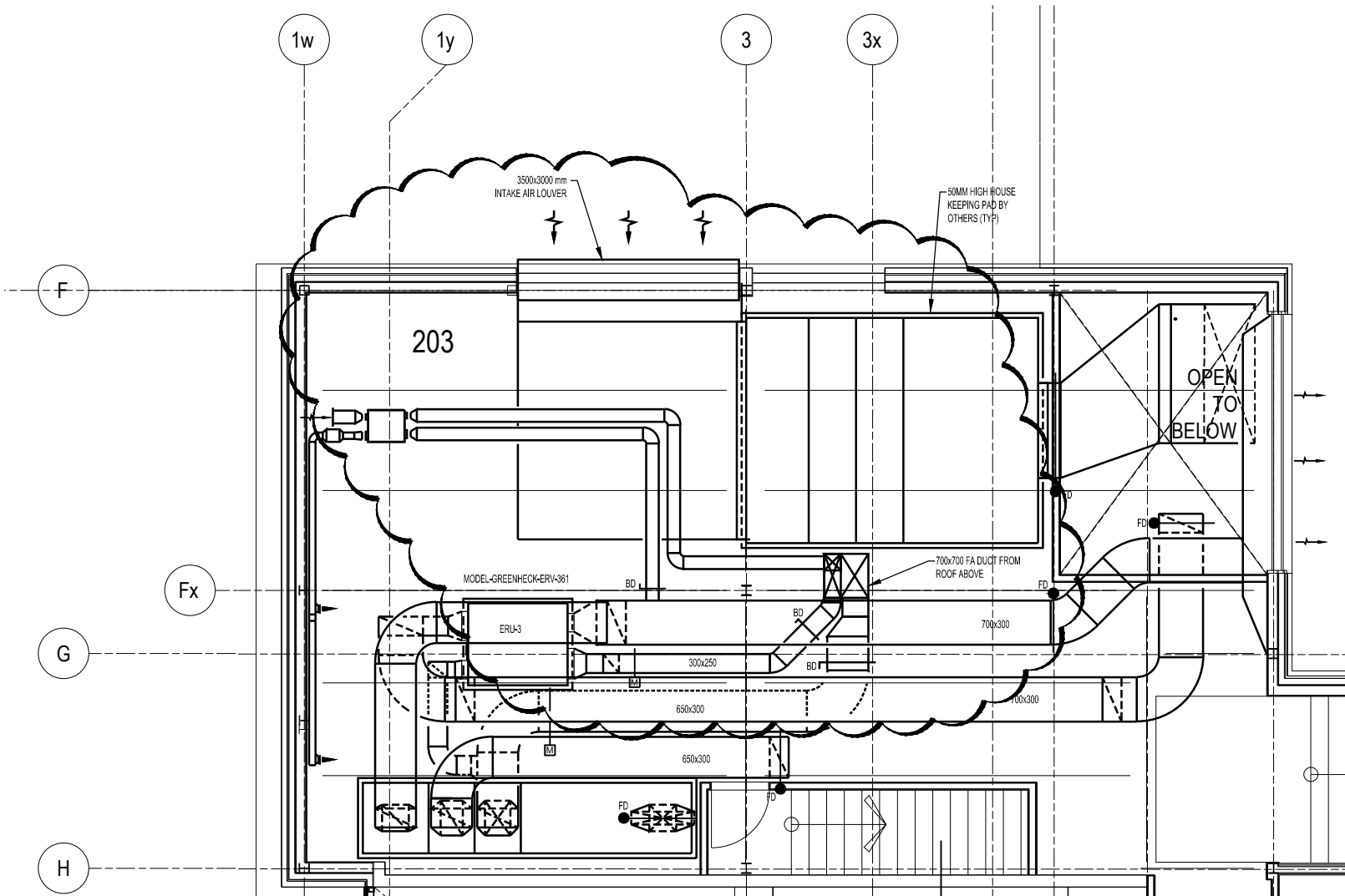
DWG NO.:
NUMÉRO DU DESSIN: B147-4902/1 - 441 - MSK-6

1
of 1



National
Defence

Défense
nationale



REF. DWG. NO.:440



Jain & Associates Ltd.

2270 ARGENTIA ROAD
MISSISSAUGA, ONTARIO, L5N 6A6
TEL. 905 542 7211, FAX 905 542 7622
Email : mail@joinassoc.com

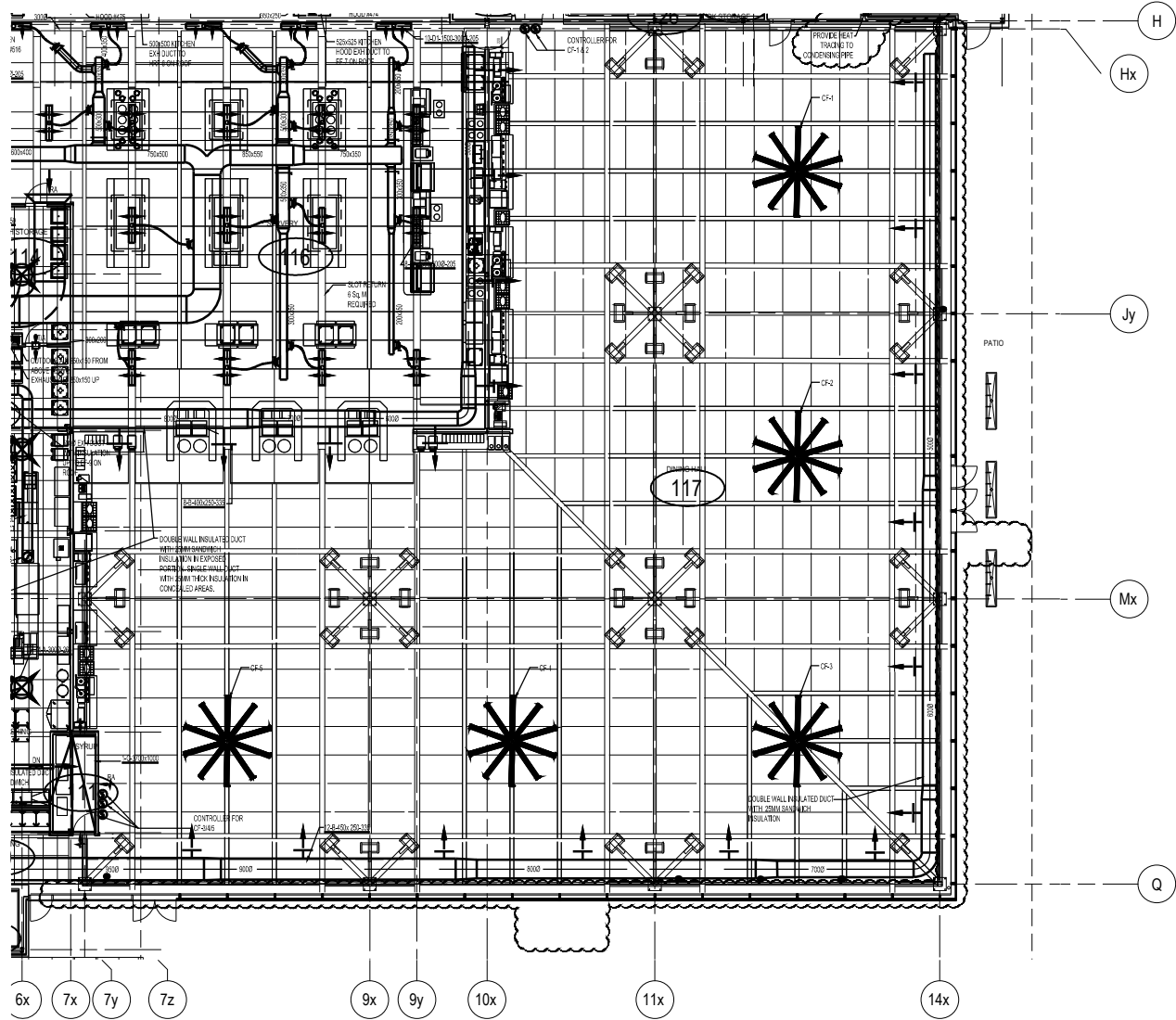
PROJECT: VICKER'S KITCHEN & DINING FACILITY
 PROJET: CFB BORDEN
 SUBJECT: OUTDOOR AIR DUCT CONNECTION
 SUJET:
 DATE: 2013-5-27

APPROVED:	D.J.	
APPROUVÉ PAR:	R.K.	
SCALE:	NTS	
ÉCHELLE:	NTS	
PROJECT NO.:	11-233	1 of 1
NUMÉRO DU PROJET:		
DWG NO.:	B147-4902/1 - 440 - MSK-7	
NUMÉRO DU DESSIN:		



National
Defence

Défense
nationale



REF. DWG. NO.:435



Jain & Associates Ltd.

2270 ARGENTIA ROAD
MISSISSAUGA, ONTARIO, L5N 6A6
TEL. 905 542 7211, FAX 905 542 7622
Email : mail@joinassoc.com

PROJECT: VICKER'S KITCHEN & DINING FACILITY
PROJET: CFB BORDEN

SUBJECT: HYDRONIC RADIANT PANEL DELETED
SUJET:

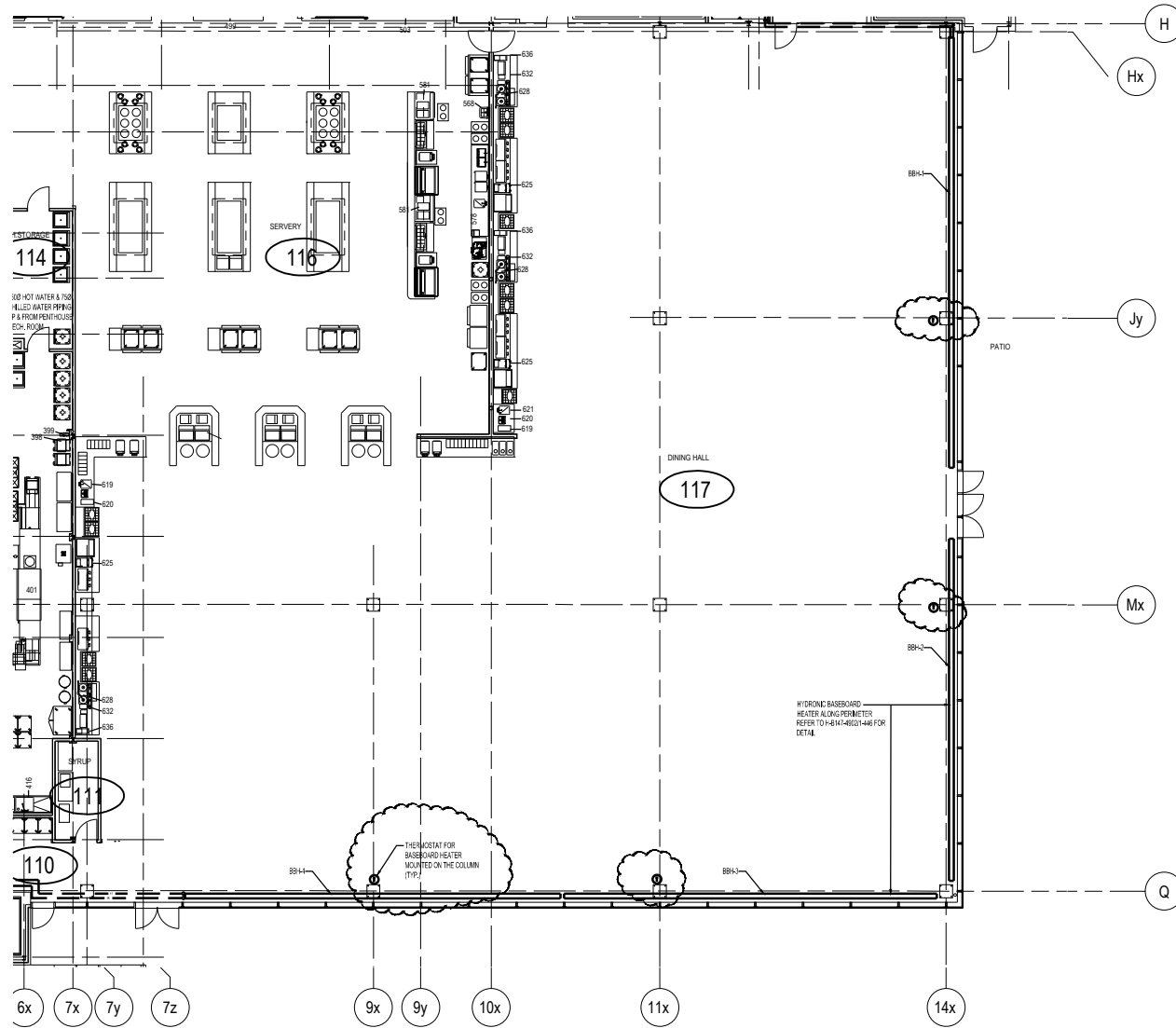
DATE: 2013-5-27

APPROVED:	D.J.
APPROUVÉ	
PAR:	R.K.
SCALE:	NTS
ÉCHELLE:	
PROJECT NO.:	11-233
NUMÉRO DU PROJET:	
DWG NO.:	
NUMÉRO DU DESSIN:	B147-4902/1 - 435 - MSK-8



National
Défence

Défense
nationale



REF. DWG. NO.:439

JAIN

Jain & Associates Ltd.

2270 ARGENTIA ROAD
MISSISSAUGA, ONTARIO, L5N 6A6
TEL. 905 542 7211, FAX 905 542 7622
Email : mail@joinassoc.com

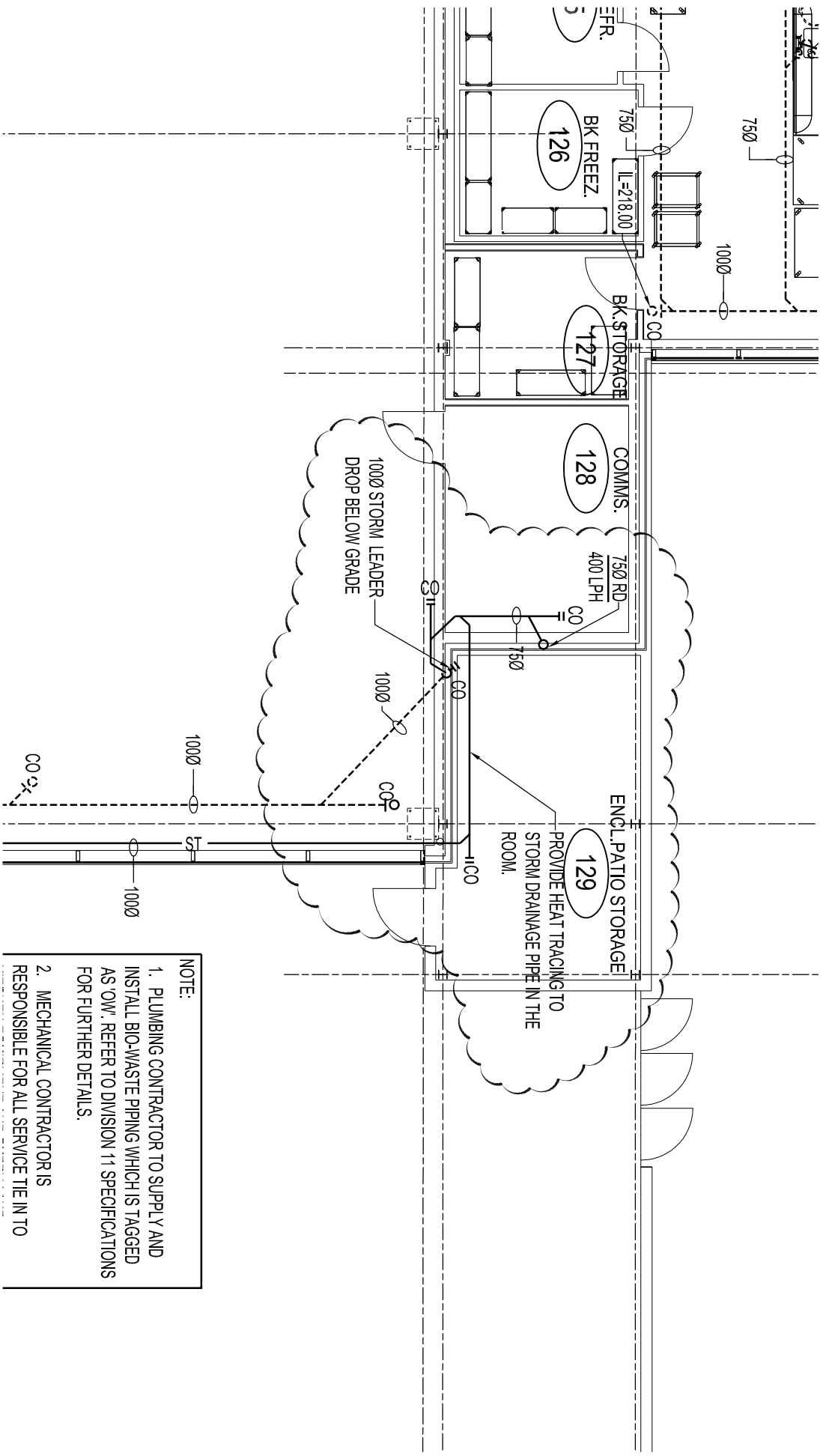
PROJECT: VICKER'S KITCHEN & DINING FACILITY
PROJET: CFB BORDEN
SUBJECT: REMOTE THERMOSTAT FOR
SUJET: BASEBOARD HEATERS
DATE: 2013-5-27

APPROVED:	D.J.	
APPROUVÉ PAR:	R.K.	
SCALE:	NTS	
ÉCHELLE:	NTS	
PROJECT NO.:	11-233	1 of 1
NUMÉRO DU PROJET:		
DWG NO.:	B147-4902/1 - 439 - MSK-9	
NUMÉRO DU DESSIN:		



National
Defence

Défense
nationale



NOTE:

1. PLUMBING CONTRACTOR TO SUPPLY AND INSTALL BIO-WASTE PIPING WHICH IS TAGGED AS 'OW'. REFER TO DIVISION 11 SPECIFICATIONS FOR FURTHER DETAILS.
2. MECHANICAL CONTRACTOR IS RESPONSIBLE FOR ALL SERVICE TIE IN TO

REF. DWG. NO.:422



Jain & Associates Ltd.

2270 ARGENTIA ROAD
 MISSISSAUGA, ONTARIO, L5H 6A6
 TEL. 905 542 7211, FAX 905 542 7622
 Email : mol@jainassoc.com

PROJECT: VICKERS KITCHEN & DINING FACILITY

PROJCT: CFB BORDEN

SUBJECT: GROUND FLOOR PART PLAN

SUJET: DRAINAGE REVISIONS

DATE: 2013-5-27

APPROVED: D.J.
 APPROUVE: R.K.
 PAR:

SCALE: 1 : 100

PROJECT NO.: 11-233
 NUMÉRO DU PROJET:

DWG NO.: B147-4902/1 - 422 - MSK-11
 NUMÉRO DU DESSIN: