

RETURN BIDS TO:
RETOURNER LES SOUMISSIONS À:
**Public Works and Government Services / Travaux
publics et services gouvernementaux**
Kingston Procurement
Des Acquisitions Kingston
86 Clarence Street, 2nd floor
Kingston
Ontario
K7L 1X3
Bid Fax: (613) 545-8067

SOLICITATION AMENDMENT MODIFICATION DE L'INVITATION

The referenced document is hereby revised; unless otherwise indicated, all other terms and conditions of the Solicitation remain the same.

Ce document est par la présente révisé; sauf indication contraire, les modalités de l'invitation demeurent les mêmes.

Comments - Commentaires

Vendor/Firm Name and Address
Raison sociale et adresse du
fournisseur/de l'entrepreneur

Issuing Office - Bureau de distribution
**Public Works and Government Services / Travaux
publics et services gouvernementaux**
Kingston Procurement
Des Acquisitions Kingston
86 Clarence Street, 2nd floor
Kingston
Ontario
K7L 1X3

Title - Sujet Custom Stainless Steel Table	
Solicitation No. - N° de l'invitation 21120-133617/A	Amendment No. - N° modif. 002
Client Reference No. - N° de référence du client 21120-13-3617	Date 2013-07-10
GETS Reference No. - N° de référence de SEAG PW-\$KIN-620-6129	
File No. - N° de dossier KIN-3-40032 (620)	CCC No./N° CCC - FMS No./N° VME
Solicitation Closes - L'invitation prend fin at - à 02:00 PM on - le 2013-07-22	
Time Zone Fuseau horaire Eastern Daylight Saving Time EDT	
F.O.B. - F.A.B. Specified Herein - Précisé dans les présentes Plant-Usine: <input type="checkbox"/> Destination: <input type="checkbox"/> Other-Autre: <input checked="" type="checkbox"/>	
Address Enquiries to: - Adresser toutes questions à: Porter, Marta M.	Buyer Id - Id de l'acheteur kin620
Telephone No. - N° de téléphone (613) 547-7587 ()	FAX No. - N° de FAX (613) 545-8067
Destination - of Goods, Services, and Construction: Destination - des biens, services et construction:	

Instructions: See Herein

Instructions: Voir aux présentes

Delivery Required - Livraison exigée	Delivery Offered - Livraison proposée
Vendor/Firm Name and Address Raison sociale et adresse du fournisseur/de l'entrepreneur	
Telephone No. - N° de téléphone Facsimile No. - N° de télécopieur	
Name and title of person authorized to sign on behalf of Vendor/Firm (type or print) Nom et titre de la personne autorisée à signer au nom du fournisseur/ de l'entrepreneur (taper ou écrire en caractères d'imprimerie)	
Signature	Date

Amendment 002 - Custom Stainless Steel Table**Questions from bidders with response back from Public Works and Government Services Canada.**

Q1. Is it possible to have higher resolution drawings (PDF) for this project?

A1. New PDF files are attached. As well, additional drawings (PDF format) have been added.

Q2. Another problem on this project is that the drawings of the tables do not seem to reflect the specifications. The whole thing is very confusing by the way. Too many codes, not enough drawings. Also, the article no 3 (page 18 of 41) which is also described as item no 4 does not exist in the Bath equipment list and does not have a corresponding drawing. Where is the drawing untitled « Tables en acier inoxydable, articles no 21, 30, 35, 37, 39, 41, 52 et 56 », described on page 14 of 41? There seems to be a lot of drawings missing.

A2. All specifications in Annex "A" for Items #1 through #11 are specified in the document. Item #7 will be replaced with a new specification as it was in error. The specification did not match the item on the floor plan and is a double sink with drain board and garbage chute NOT triple as indicated.

Floor Plan Equipment list items numbers 21, 30, 35, 37, 39, 41, 52 and 56 are based on ONE Drawing where only the lengths of the tables change with the addition of an electrical outlet. The outlet box does not need to be supplied just a cut-out prepared so that the installer can run the electrical and connect the box.

We trust the new addition of drawings will make this clearer.

Q3. On page 20/41, there's a stainless steel sink required (75x17x8) but not countertop is specified. But further down the page, there's mention of a backsplash. Is there a top and a splash required? Also, who supplies the faucets on this job?

Also, should we include the electrical outlets specified on this job?

A3. Item Number 4 on page 20 of 41 of the French Language RFP (page 13 of 29 of the English Language RFP) is a wall mounted sink with a back splash only as per the drawing provided. Faucets are provided by other parties.

For any specified electrical outlets throughout the document only cut-outs are required.

Q4. On page 14 of 41 of the specifications, article no 1, is the quantity (8) indicated for no 21 and 37 for each of these items or for the total of both items no 21 and 37.

Same question for the other 6 items listed on that page.

A4. The quantities are as follows;

Total Quantity 8 using drawing for Equipment List # 21 and 37

Total Quantity 2 using drawing for Equipment List # 30 and 41

Total Quantity 2 using drawing for Equipment List # 35 and 39

Total Quantity 2 using drawing for Equipment List # 52 and 56

Total units 14

Amendment 002 will also include the following changes:

Refer: Annex "A" - Requirement, Item #7. Stainless Steel Triple Pot Sink with Drain-board and Garbage Chute (Bath Institution)

Delete: In its Entirety

Insert: Annex "A" - Requirement, Item #7 Stainless Steel Double Pot Sink with Drain-board and Garbage Chute (Bath Institution)

General:

· Unit must be custom fabricated per depiction/sketch "DOUBLE POT SINK AND DRAINBOARD AND GARBAGE DHUTE #62" and to be connected to grease trap.

· Unit shall consist of: A double pot sink (located in the middle), two (2) drain-boards with rubber scrap block chutes (placed on each end of the port sink), with bull nose on 3 sides and backsplash on the back side to form an integrated triple port sink.

Drawing#:

F210 Equipment List# 62.

Quantity: 1

Overall Dimension: M

ust be 97.25"L x 27.875"D x 36"H (3048mm x 708mm x 914mm).

Construction:

All welded and # 4 polished 304 stainless steel, 16 gauge top, 14 gauge all channels and brackets.

Sink:

2 wells with bull nose in front side, 24" x24" x14" (609mm x 609mm x 355mm) with 1½" (38mm) corner drains and overflows for each well.

Drain-board:

2 drain-boards with bull nose, 24" each length (609 mm) in length, with solid rubber scrap block chute on each.

Faucet:

Two (2) 8" deck-mounted or wall mount faucet, single point connection.

Backsplash:

6" (152mm) height and 2" (51mm) thick open back

Legs:

1½" (41 mm) diameter 14 gauge stainless steel tubular legs.

Feet:

Stainless steel adjustable bullet feet.

Garbage Container:

• Garbage Can shall be all-plastic, heavy-duty, no rust, chip or peel, resists dents with reinforced rim, built-in handles and double-ribbed base

• Height and diameter must fit under drain-boards.

• NSF listed.

Certification: National Sanitation Foundation (NSF) listed.

Refer: Annex A - Requirement, Item #4. Stainless Steel Single Sink Wall Mount (Bath Institution), Overall Dimensions

Delete: In its Entirety

Insert: Annex A - Requirement, Item #4. Stainless Steel Single Sink Wall Mount (Bath Institution), Overall Dimensions

Must be 75"L x 17.875"W x 8"H (1905mm x 454.025mm x 203mm).

Solicitation No. - N° de l'invitation

21120-133617/A

Client Ref. No. - N° de réf. du client

21120-13-3617

Amd. No. - N° de la modif.

002

File No. - N° du dossier

KIN-3-40032

Buyer ID - Id de l'acheteur

kin620

CCC No./N° CCC - FMS No/ N° VME

Amendment 002 is also being raised to remove attachments from Annex "C" and replace with new drawings, Equipment Lists and Legends as follows:

Refer: Annex "C" - Drawings Bath and Millhaven Institutions/Bath Millhaven Equipment List (attached)

Delete: In its Entirety

Insert: Annex "C" - Drawings Bath and Millhaven Institutions/Bath Millhaven Equipment List (attached)

If your tender has already been forwarded and you wish to revise same, this revision should be faxed and reach the bid receiving area before the closing date. The tender number and the closing date are to be shown on the first page of your fax

Item Number 1 Custom Stainless Steel Table Variable Lengths.pdf	
VARIABLE	VARIABLE
30.0000	30,0000
MATERIAL : -ALL S/S MATERIAL; TOP 16GA; -S/S ADJUSTABLE FEET -ALL WELDED AND POLISHED NOTES : -SQUARE CORNER CONSTRUCTION - ITEMS #52 AND #56 THE TABLES HAS TO BE SECURED	MATÉRIAUX : -TOUT INOX : DESSUS CAL. 16; -PIEDS RÉGLABLES EN INOX -ENTIÈREMENT SOUDÉ ET POLI NOTES : -ASSEMBLAGE EN ÉQUERRE SIMPLE -ARTICLES N ^{OS} 52 ET 56 : LES TABLES DOIVENT ÊTRE FIXÉES.
S/S BRACING	RENFORT EN INOX
S/S LEGS WELDED TO CHANNELS	PATTES EN INOX SOUDÉES AUX PROFILÉS EN U
1 5/8" DIA. S/S LEGS	PATTES EN INOX DE 1 5/8 po DIAM.
S/S BACK & SIDES BRACING	RENFORTS ARRIÈRE ET LATÉRAUX EN INOX
S/S ADJUSTABLE FEET	PIEDS RÉGLABLES EN INOX
S/S WORK TABLES	TABLE DE TRAVAIL EN ACIER INOXYDABLE
- TYPE -	- TYPE -
ITEMS #: 21,30,35,37,39,41,52 AND 56	ARTICLES N ^{OS} 21, 30, 35, 37, 39, 41, 52 ET 56
This depiction is for all items identified above. The variable is the table length as detailed in the specification Anne "A" Item #1	Cette représentation vise tous les articles indiqués ci-dessus. La dimension variable est la longueur de la table comme l'indique l'annexe A, article n° 1 du devis.

Item Number 2 Custom SS Work Table with Single Sink and faucet 120 inches.pdf	
S/S HD TABLE WITH SINK	TABLE TRÈS ROBUSTE EN INOX AVEC ÉVIER
ITEM: 81	ARTICLE N° 81
QTY: 1	QTÉ : 1
30.000	30,000
WELDED IN SINK	ÉVIER INTÉGRÉ
S/S 16GA. TOP	DESSUS EN INOX CAL. 16
20 X 20 X 7" DEEP WITH CENTER CRUMB CUP DRAIN	20 po X 20 po X 7 po PROF. AVEC OUVERTURE DE VIDANGE CENTRALE ET GRILLE-PANIER
MATERIAL : -S/S TOP 16GA 304#4 -VISIBLE CHANNELS 14GA -NON VISIBLE CHANNELS 14GA. S/S -ALL WELDED AND POLISHED - DECK FAUCET 8"	MATÉRIAUX : -DESSUS EN INOX CAL. 16, NUANCE 304#4 -PROFILÉS EN U APPARENTS CAL. 14 -PROFILÉS EN U DISSIMULÉS INOX CAL. 14 -ENTIÈREMENT SOUDÉ ET POLI -ROBINET DE COMPTOIR 8 po
S/S 16GA. UNDERSHELF	TABLETTE EN INOX CAL. 16
1.625" DIA. LEGS	PATTES 1,625 po DIAM.

Item Number 3 Custom SS Table with Single Sink and Faucet 144inches.pdf	
S/S HEAVY DUTY TABLE WITH SINK	TABLE TRÈS ROBUSTE EN INOX AVEC ÉVIER
ITEM: 4	ARTICLE N° 4
QTY: 1	QTÉ : 1
30.0000	30,0000
WELDED IN SINK	ÉVIER INTÉGRÉ
S/S 16GA. TOP	DESSUS EN INOX CAL. 16
10" X 14" X 7" DEEP WITH CENTER CRUMB CUP DRAIN	10 po X 14 po X 7 po PROF. AVEC OUVERTURE DE VIDANGE CENTRALE ET GRILLE-PANIER
MATERIAL : -S/S TOP 16GA 304#4 -VISIBLE CHANNELS 14GA -NON VISIBLE CHANNELS 14GA. S/S -ALL WELDED AND POLISHED - DECK FAUCET 8"	MATÉRIAUX : -DESSUS EN INOX CAL. 16, NUANCE 304#4 -PROFILÉS EN U APPARENTS CAL. 14 -PROFILÉS EN U DISSIMULÉS INOX CAL. 14 -ENTIÈREMENT SOUDÉ ET POLI -ROBINET DE COMPTOIR 8 po
S/S 16GA. UNDERSHELF	TABLETTE EN INOX CAL. 16

Item Number 4 Custom SS Hand Wash Station 4 faucets.pdf	
17.875"	17,875 po
BACKSPLASH	DOSSERET
SQUARE RIM ON 3 SIDES	BORDURE CARRÉE SUR TROIS (3) CÔTÉS
S/S 16GA. BASSIN	BASSIN EN INOX CAL. 16
SINK BOTTOM TO SLOPE TOWARDS DRAIN	FOND DE L'ÉVIER INCLINÉ VERS L'ORIFICE D'ÉVACUATION
CENTRAL CRUMB CUP DRAIN	OUVERTURE DE VIDANGE CENTRALE ET GRILLE-PANIER
ALL SECURE TYPE SCREWS TO BE USED (4) INFRA RED WALL FAUCETS REQUIRED	UTILISER TOUTES LES VIS DE SÉCURITÉ; QUATRE (4) ROBINETS À COMMANDE PAR RAYONS INFRAROUGES MONTÉS AU MUR SONT REQUIS.
BACKSPLASH	DOSSERET
4 HOLES	4 TROUS
S/S WALL BRACKETS 12GA.	FERRURES DE FIXATION AU MUR EN INOX CAL. 12
BATH INSTITUTION	ÉTABLISSEMENT DE BATH
S/S WALL SINK #45 QUANTITY-1	ÉVIER MONTÉ AU MUR EN INOX N° 45 QUANTITÉ : 1
Faucets supplied by others	Robinets fournis par un tiers

Item Number 5 Custom SS Sink Single Pot 27x27.pdf	
Pot Sink Stainless Steel Bath List #80	Cuve en inox – n° 80 de la liste de Bath
27.0000	27,0000
1 1/2" DRAIN W/ STAND PIPE & S/S CORNER GUARD	ORIFICE D'ÉVACUATION 1 ½ po AVEC TUBE VERTICAL; BAGUETTE D'ANGLE EN INOX
ROLL RIM 3 SIDES	BORDURE ARRONDIE SUR TROIS (3) CÔTÉS
MATERIAL : -ALL S/S MATERIAL; SINK 16GA; -S/S ADJUSTABLE FEET -ALL WELDED AND POLISHED	MATÉRIAUX : -TOUT INOX : ÉVIER CAL. 16; -PIEDS RÉGLABLES EN INOX -ENTIÈREMENT SOUDÉ ET POLI
ITEMS INCLUDED: -DRAIN AND STAND PIPE & GUARD	ARTICLES COMPRIS : -ORIFICE D'ÉVACUATION ET TUBE VERTICAL; BAGUETTE
ITEMS NOT INCLUDED: -WALL MOUNT FAUCET	ARTICLES NON COMPRIS : -ROBINET MONTÉ AU MUR
NOTES : -SQUARE CORNER CONSTRUCTION	NOTES : -ASSEMBLAGE EN ÉQUERRE SIMPLE
QTY: 1 REQUIRED	QTÉ REQUISE : 1
HOLES ONLY FOR 8" WALL MOUNT FAUCET	TROUS SEULEMENT POUR ROBINET DE 8 po MONTÉ AU MUR
RADIUS FRONT & BACK ONLY	RAYON À L'AVANT ET À L'ARRIÈRE SEULEMENT
S/S LEGS BRACKETS	FERRURES DE PATTES EN INOX
1 5/8" DIA. S/S LEGS	PATTES EN INOX DE 1 5/8 po DIAM.
S/S ADJUSTABLE FEET	PIEDS RÉGLABLES EN INOX

Item Number 6 Custom SS Double Pot Sink with Drain Boards.pdf	
DOUBLE POT SINK WITH DRAINBOARD	ÉVIER À DEUX CUVES AVEC ÉGOUTTOIR
96.00	96,00
1.5" DRAIN	ORIFICE D'ÉVACUATION 1,5 po
ITEM #29	ARTICLE N° 29
DBL DRAINBOARDS	ÉGOUTTOIRS DOUBLES
CORNER DRAIN AND OVERFLOW	ORIFICE D'ÉVACUATION DE COIN ET TROP-PLEIN
S/S Legs	Pattes en inox

Item Number 7 Custom SS Double Pot Sink with Drain Board and Garbage Chute.pdf	
DOUBLE POT SINK WITH DRAINBOARD AND GARBAGE CHUTE # 62	ÉVIER À DEUX CUVES AVEC ÉGOUTTOIR ET VIDE-ORDURES N° 62
REVISION: REV.1 23-04-2012	RÉVISION : RÉV.1 23-04-2012
97.2500	97,2500
ITEM #62 RUBBER SCRAP BLOCK INCLUDED	ARTICLE N° 62 GOULOT RACLOIR EN CAOUTCHOUC INCLUS
1.5" DRAIN	ORIFICE D'ÉVACUATION 1,5 po
S/S SINKS	ÉVIERS EN INOX
ITEM #62 RUBBER SCRAP BLOCK INCLUDED	ARTICLE N° 62 GOULOT RACLOIR EN CAOUTCHOUC INCLUS
DBL DRAINBOARDS	ÉGOUTTOIRS DOUBLES
CORNER DRAIN AND OVERFLOW	ORIFICE D'ÉVACUATION DE COIN ET TROP-PLEIN
item #65	Article n° 65
GALV. LEGS	PATTES GALV.

Item Number 8 Custom SS Work Table 48 inches.pdf	
S/S WORK TABLES	TABLE DE TRAVAIL EN ACIER INOXYDABLE
Design for 48" length Work Table Millhaven	Conception d'une table de travail de 48 po de longueur – Millhaven
VARIABLE	VARIABLE
30.0000	30,0000
MATERIAL : -ALL S/S MATERIAL; TOP 16GA; -S/S ADJUSTABLE FEET -ALL WELDED AND POLISHED	MATÉRIAUX : -TOUT INOX : DESSUS CAL. 16; -PIEDS RÉGLABLES EN INOX -ENTIÈREMENT SOUDÉ ET POLI
NOTES : -SQUARE CORNER CONSTRUCTION - ITEMS #52 AND #56 THE TABLES HAS TO BE SECURED	NOTES : -ASSEMBLAGE EN ÉQUERRE SIMPLE -ARTICLES N ^{OS} 52 ET 56 : LES TABLES DOIVENT ÊTRE FIXÉES.
S/S BRACING	RENFORT EN INOX
S/S LEGS WELDED TO CHANNELS	PATTES EN INOX SOUDÉES AUX PROFILÉS EN U
1 5/8" DIA. S/S LEGS	PATTES EN INOX DE 1 5/8 po DIAM.
S/S BACK & SIDES BRACING	RENFORTS ARRIÈRE ET LATÉRAUX EN INOX
S/S ADJUSTABLE FEET	PIEDS RÉGLABLES EN INOX

Item Number 9 Custom SS HD Griddle Stand.pdf	
HEAVY DUTY STAND	SUPPORT TRÈS ROBUSTE
ITEM: #10	ARTICLE N° 10
QTY: 1	QTÉ : 1
MILLHAVEN INSTITUTION	ÉTABLISSEMENT DE MILLHAVEN
LIP 1" HIGH ALL AROUND	LÈVRE 1 po HAUT. TOUT AUTOUR
S/S 16 GA. REINFORCED TOP	DESSUS RENFORCÉ EN INOX CAL. 16
QTY: 1 REQUIRED	QTÉ REQUISE : 1
MATERIAL : -ALL S/S MATERIAL; TOP 16GA ; ALL SHELVES 16GA; -NON VISIBLE CHANNELS 14GA GALV -ALL WELDED AND POLISHED	MATÉRIAUX : -TOUT INOX : DESSUS CAL. 16; TOUTES LES TABLETTES CAL. 16 -PROFILÉS EN U DISSIMULÉS CAL. 14, GALV. -ENTIÈREMENT SOUDÉ ET POLI
NOTES : -REINFORCEMENTS REQUIRED FOR HEAVY EQUIPMENT	NOTES : -RENFORCEMENTS REQUIS POUR MATÉRIEL LOURD
72.0000	72,0000
LIP 1" HIGH ALL AROUND	LÈVRE 1 po HAUT. TOUT AUTOUR
S/S 16GA. BASE SHELF	TABLETTE DE BASE INOX CAL. 16
S/S 12GA. GALV HAT CHANELS -LEGS WELDED TO CHANEL FOR STRENGTH	INOX CAL. 12, PROFILÉS EN U DE TYPE CHAPEAU GALV. -PATTES SOUDÉES AU PROFILÉ EN U POUR RÉSISTANCE

Item Number 10 Custom SS Work Table with Single Sink 144 inches.pdf	
10" X 14" X 7" DEEP WITH CENTER CRUMB CUP DRAIN	10 po X 14 po X 7 po PROF. AVEC OUVERTURE DE VIDANGE CENTRALE ET GRILLE-PANIER
20.0000	20,0000
20 0000	20,0000
8 0000	8,0000
WELDED IN SINK	ÉVIER INTÉGRÉ
S/S 16GA. TOP	DESSUS EN INOX CAL. 16
MATERIAL :	MATÉRIAUX :
-S/S TOP 16GA 304#4 -VISIBLE CHANNELS 14GA -NON VISIBLE CHANNELS 14GA. S/S -ALL WELDED AND POLISHED - DECK FAUCET 8"	-DESSUS EN INOX CAL. 16, NUANCE 304#4 -PROFILÉS EN U APPARENTS CAL. 14 -PROFILÉS EN U DISSIMULÉS INOX CAL. 14 -ENTIÈREMENT SOUDÉ ET POLI -ROBINET DE COMPTOIR 8 po
1.625" DIA. LEGS	PATTES 1,625 po DIAM.
S/S 16GA. UNDERSHELF	TABLETTE EN INOX CAL. 16
MILLHAVEN INSTITUTION	ÉTABLISSEMENT DE MILLHAVEN
S/S HEAVY DUTY TABLE WITH SINK	TABLE TRÈS ROBUSTE EN INOX AVEC ÉVIER
ITEM: 4	ARTICLE N° 4
QTY: 1	QTÉ : 1

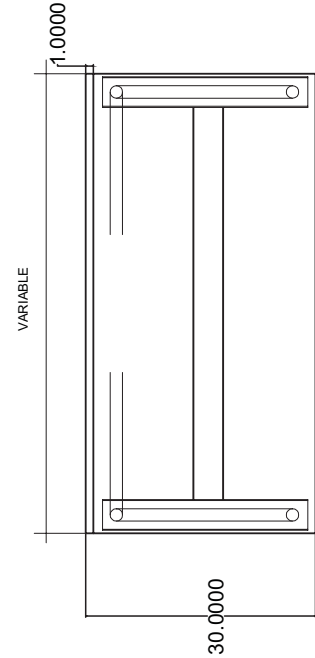
Item Number 11 Custom SS Work Table with Single Sink 186 inches.pdf	
S/S HEAVY DUTY TABLE WITH SINK	TABLE TRÈS ROBUSTE EN INOX AVEC ÉVIER
ITEM: 8	ARTICLE N° 8
MILLHAVEN INSTITUTION	ÉTABLISSEMENT DE MILLHAVEN
QTY: 1	QTÉ : 1
MATERIAL : -S/S TOP 16GA 304#4 -VISIBLE CHANNELS 14GA -NON VISIBLE CHANNELS 14GA. S/S	MATÉRIAUX : -DESSUS EN INOX CAL. 16, NUANCE 304#4 -PROFILÉS EN U APPARENTS CAL. 14 -PROFILÉS EN U DISSIMULÉS INOX CAL. 14
-ALL WELDED AND POLISHED - DECK FAUCET 8"	-ENTIÈREMENT SOUDÉ ET POLI -ROBINET DE COMPTOIR 8 po
10" X 14" X 7" DEEP WITH CENTER CRUMB CUP DRAIN	10 po X 14 po X 7 po PROF. AVEC OUVERTURE DE VIDANGE CENTRALE ET GRILLE-PANIER
8.0000	8,0000
WELDED IN SINK	ÉVIER INTÉGRÉ
S/S 16GA. TOP	DESSUS EN INOX CAL. 16
1.625" DIA. LEGS	PATTES 1,625 po DIAM.
S/S 16GA. UNDERSHELF	TABLETTE EN INOX CAL. 16

1.625" DIA. LEGS	PATTES 1,625 po DIAM.
------------------	-----------------------

BATH INSTITUTION - EQUIPMENT LIST

#	Qty	Equipment	Electricity				Symbols	Plumbing			Remarks			
			Phase	Amps	Kw	Volts		H.P.	Height	c.w		HW	Drain	B.T.U/hr
1		Storage system on rails, chrome shelving (610 x 1829) *												* (5) shelves per section
2		Storage system on rails, chrome shelving (457 x 1829) *												' (5) shelves per section
3		Lot of Durnage racks												
4		Lot of Durnage racks												
5		Combination walk-in Cooler and Freezer, air cooled												
		Cooler section with floor and ramp *	comp:	3	18.8		208	3				1"		* (2) Unit cooler 1.8 amps each
5A		Freezer section with floor, ramp and sliding door *	comp:	3	32.6		208	4				1"		*Fan 208 Volts, 1 PH 1.8amps /Defrost 230 Volts 3PH
6		Walk-in Dairy cooler (3000 x 3500) *	comp:	1	6.8		208	0.75				1"		* Evaporator: 115 Volts, 1 PH, 0.9 amps
7		Combi transport carts												
8		Walk-in cooler with 2 sliding doors, air cooled *	comp:	3	27		208	5				1"		*Unit cooler 208 Volts, 3PH / Heater 13 amps, 1PH / Fan 1.8 amps, 1PH
			comp:	3	13.7		208	2.25						* (s) Fans 1.35 amps each m(2) Heaters 13 amps each
9		Roll-in Blast chillers, compressors to be located on the roof (Equipment to be supplied by client)		3	15		208/120	4*				1"		* Air cooled condensing unit
10	3	Cook-chill tilting kettle 100 gal. with non tilt-out agitator		3	7.8		208			3/4"	3/4"			* Connected to grease trap / steam 1"
11	1	Utility raceways to support Cook Kettles and pump stations												* All electrical, water, steam and air to run up the floor into the utility column of the utility chase
12	1	Kettle control panel on pedestal		3	30		208							position of pedestal will be in front of the middle kettle
13		Walk-in Cooler w/(1) door & (1) sliding door, air cooled*		3	7.5		208	2				1"		* Evaporator: 115 Volts, 1 PH, 2.7 amps
14		Walk-in Cooler w/(1) door & (1) sliding door, air cooled*		3	7.5		208	2				1"		* Evaporator: 115 Volts, 1 PH, 2.7 amps
15		Walk-in Cooler w/(1) door & (1) sliding door, air cooled*		3	7.5		208	2				1"		* Evaporator: 115 Volts, 1 PH, 2.7 amps
16		Walk-in Cooler w/(1) door • (1) sliding door, air cooled*		3	9.1		208	2.5				1"		* Evaporator: 115 Volts, 1 PH, 2.7 amps
17		Gas roll-in full combi oven		15	120		120			3/4"		2"	1"	* Water filter system recommended
18		Single gas Combi-oven/steamer with stand		20	120		120			3/4"		2"		* Water filter system recommended
19		Heavy duty gas range w/erridde on oven base 36"												* Rear gas connection
20		Gas range w/ hot top on open base												* Rear gas connection
21		Stainless steel work table 1524 x 762 x 914 h		15	120			48"						(7) Utility plug total(1) utility pole w/2 plugs
22		Step-in Cooler with floor, air cooled (DWR33)					208/120					1"		
23		Chill crates												
24		Roll-in Insulated hot food holding, cabinet, sized for Combi Ovens		30	4		120/208							
25														
26		Rapid product chiller/cook tank 100 gallons		3	20		208			3/4"	3/4"	2"		* Steam 3/4" - 90 lbs, connected to outside (Item #40) remote compressor
27		Mid volume rapid product chiller G100 gall		3	20		208	*48"		3/4"		3"		* Remote compressor
28		Salad dryer		1	2.5		120	*48"						
29		Stainless steel double pot sink w/drainboard 610 each side c/w faucet								1/2"	1/2"	1 1/2"		* Connected to grease trap
30		Stainless steel work table 2134 x 763 x 914		15			120							(1) Utility plug
31		Vegetable processor		5.3			208	4						* Plug NEMALIS-20
32	2	Mobile pump/fill station		1	10		208		46"			2"		H" compress air inlet - a CFM » 80-90 PSI / " ind ten waste
33		Vacuum clipper w/vertical vacuum nozzle												Jv compress air inlet - 8 CFM & 90 PSI
34		Automatic wrapping machine												
35		Stainless steel work table 3050 x 762 x 914		1	14		120	*	24"					* (2) Utility plugs, (1) on pole
36		Refrigerated stainless steel Ingredient table		1	15		120		46"					* (1) Utility plug
37		Stainless steel work table 1524 x 762 x 914		15			120							* (1) Utility plug
38		80 quarts mixer		12			208	3						
39		Stainless steel work table 3050 x 762 x 914		1	15		120		46"					* (2) Utility plugs
40		Air cooled remote refrigeration package for chill tanks		3	*		208							* RLA 60 amps, MFS125 amps - located outside
41		Stainless steel work table 2134 x 762 x 914.		1	15		120		46"					* (1) Utility plug
42		Air Compressor		1	30		208	4						* Located in basement
43		Grated floor trench with floor drain (1 existing, 1 new)												* Connected to grease trap
44														
45		Stainless steel sink wall mount 190S x 451 w/(4) infra-red faucets								1/2"	1/2"	1 1/2"		
46		Locker section: (3) 6 K door per section, (2) 4 x % door per section												
47		Lot of lockers for inmates (by Millwork)												
48		Lot of bench (by Millwork)												
49														
50		Shelving (5) 42" X 18", (10) 60" X 18"												
51		Juice dispenser, bag-in a box- (4 flavors)		1			120					3/4"		* With shut off valve
52		Stainless steel work table 1219 x 914, secured												
53		Rotary toaster		1	19.4	4	208							
54		Milk dispenser, 2 spigots		1	1.3		120	Xnl						
55		Hot food table w/tray pick-up section, sneeze guard and tray rail *		1	20	4.8	208					**3/4"		* With thermostatic controls ** With shut off valve
56		Stainless steel work table 1219 x 914, secured												
57		Rotary toaster		1	19.4	4	208							

		KEY PLAN PLAN-REFERE		DESIGNATION OF WORK	
04					
03					
02					
01					
revision					
ISSUED FOR TENDER		2012/06/10		date	
project		project		dessin	
MILLHAVEN INSTITUTE		NEW KITCHEN		GROUND FLOOR EQUIPMENT AND FURNITURE PLAN	
KINGSTON, ONTARIO		DESIGNED BY		COLE+ASSOCIATES	
DATE		DATE		DATE	
DATE		DATE		DATE	
DATE		DATE		DATE	
DATE		DATE		DATE	
DATE		DATE		DATE	
DATE		DATE		DATE	
DATE		DATE		DATE	
DATE		DATE		DATE	
DATE		DATE		DATE	
DATE		DATE		DATE	
DATE		DATE		DATE	
DATE		DATE		DATE	
DATE		DATE		DATE	
DATE		DATE		DATE	
DATE		DATE		DATE	
DATE		DATE		DATE	
DATE		DATE		DATE	
DATE		DATE		DATE	
DATE		DATE		DATE	
DATE		DATE		DATE	
DATE		DATE		DATE	
DATE		DATE		DATE	
DATE		DATE		DATE	
DATE		DATE		DATE	
DATE		DATE		DATE	
DATE		DATE		DATE	
DATE		DATE		DATE	
DATE		DATE		DATE	
DATE		DATE		DATE	
DATE		DATE		DATE	
DATE		DATE		DATE	
DATE		DATE		DATE	
DATE		DATE		DATE	
DATE		DATE		DATE	
DATE		DATE		DATE	
DATE		DATE		DATE	
DATE		DATE		DATE	
DATE		DATE		DATE	
DATE		DATE		DATE	
DATE		DATE		DATE	
DATE		DATE		DATE	
DATE		DATE		DATE	
DATE		DATE		DATE	
DATE		DATE		DATE	
DATE		DATE		DATE	
DATE		DATE		DATE	
DATE		DATE		DATE	
DATE		DATE		DATE	
DATE		DATE		DATE	
DATE		DATE		DATE	
DATE		DATE		DATE	
DATE		DATE		DATE	
DATE		DATE		DATE	
DATE		DATE		DATE	
DATE		DATE		DATE	
DATE		DATE		DATE	
DATE		DATE		DATE	
DATE		DATE		DATE	
DATE		DATE		DATE	
DATE		DATE		DATE	
DATE		DATE		DATE	
DATE		DATE		DATE	
DATE		DATE		DATE	
DATE		DATE		DATE	
DATE		DATE		DATE	
DATE		DATE		DATE	
DATE		DATE		DATE	
DATE		DATE		DATE	
DATE		DATE		DATE	
DATE		DATE		DATE	
DATE		DATE		DATE	
DATE		DATE		DATE	
DATE		DATE		DATE	
DATE		DATE		DATE	
DATE		DATE		DATE	
DATE		DATE		DATE	
DATE		DATE		DATE	
DATE		DATE		DATE	
DATE		DATE		DATE	
DATE		DATE		DATE	
DATE		DATE		DATE	
DATE		DATE		DATE	
DATE		DATE		DATE	
DATE		DATE		DATE	
DATE		DATE		DATE	
DATE		DATE		DATE	
DATE		DATE		DATE	
DATE		DATE		DATE	
DATE		DATE		DATE	
DATE		DATE		DATE	
DATE		DATE		DATE	
DATE		DATE		DATE	
DATE		DATE		DATE	
DATE		DATE		DATE	
DATE		DATE		DATE	
DATE		DATE		DATE	
DATE		DATE		DATE	
DATE		DATE		DATE	
DATE		DATE		DATE	
DATE		DATE		DATE	
DATE		DATE		DATE	
DATE		DATE		DATE	
DATE		DATE		DATE	
DATE		DATE		DATE	
DATE		DATE		DATE	
DATE		DATE		DATE	
DATE		DATE		DATE	
DATE		DATE		DATE	
DATE		DATE		DATE	
DATE		DATE		DATE	
DATE		DATE		DATE	
DATE		DATE		DATE	
DATE		DATE		DATE	
DATE		DATE		DATE	
DATE		DATE		DATE	
DATE		DATE		DATE	
DATE		DATE		DATE	
DATE		DATE		DATE	
DATE		DATE		DATE	
DATE		DATE		DATE	
DATE		DATE			

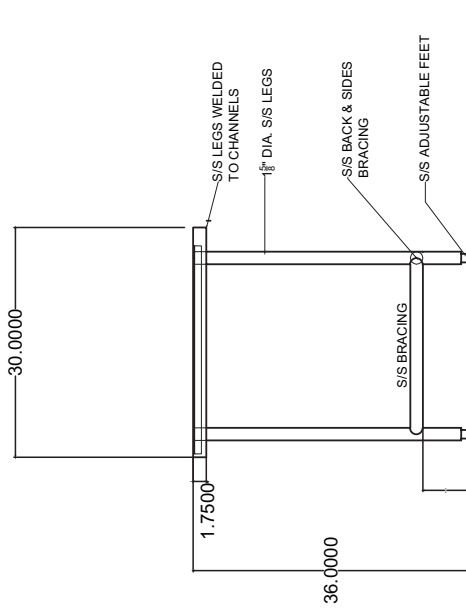
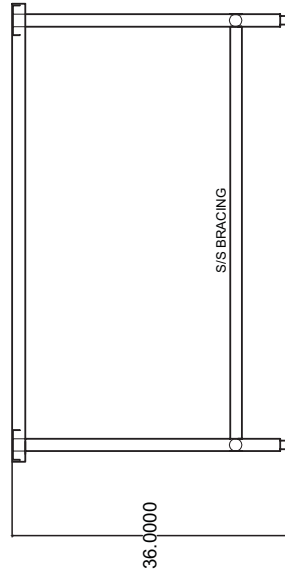


MATERIAL :

- ALL S/S MATERIAL;
- TOP 16GA;
- S/S ADJUSTABLE FEET
- ALL WELDED AND POLISHED

NOTES :

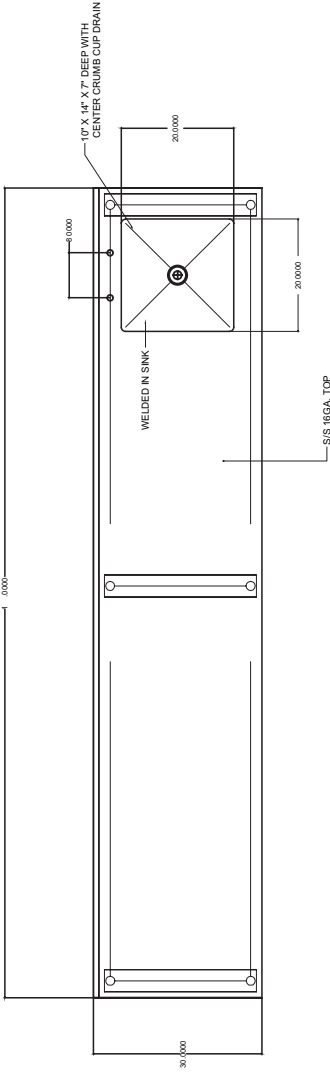
- SQUARE CORNER CONSTRUCTION
- ITEMS #52 AND #56 THE TABLES HAS TO BE SECURED



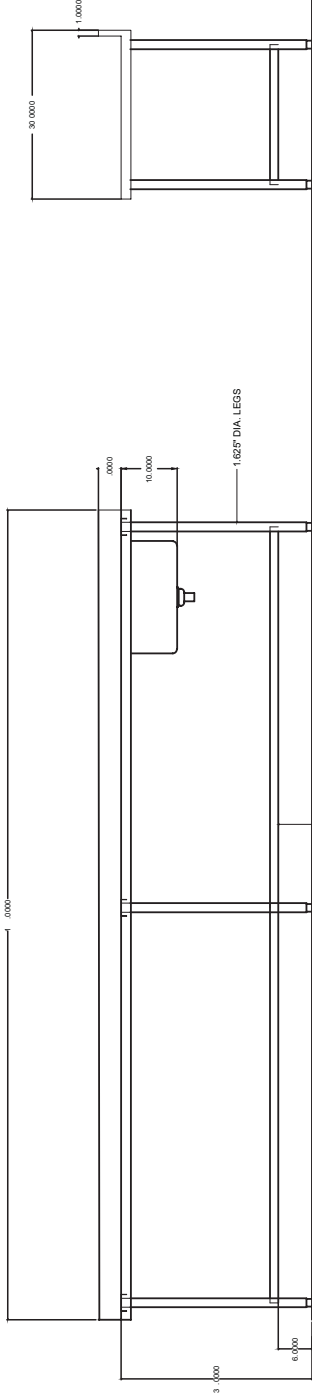
S/S WORK TABLES
- TYPE -

ITEMS # : 21 ,30,35,37,39,41,52 AND 56

This depiction is for all items identified above. The variable is the table length as detailed in the specification Anne "A" Item #1




MATERIAL:
-S/S TOP 16GA 304/4
-S/S TOP 16GA 304/4
-NON VISIBLE CHANNELLET 14GA S/S
-ALL WELDED AND POLISHED
-DECK FAUCET 8"



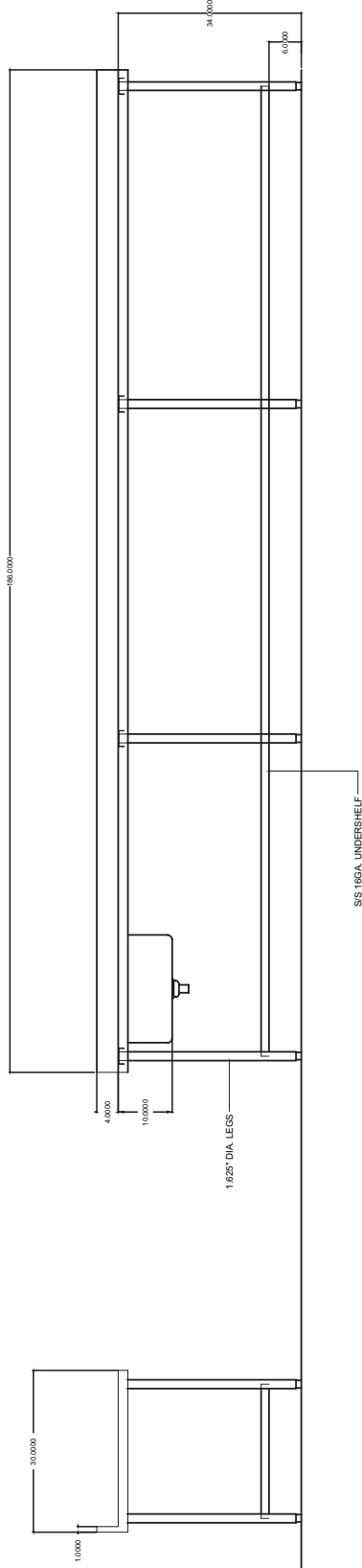
S/S HEAVY DUTY TABLE WITH SINK
ITEM: 4

MILLHAVEN INSTITUTION

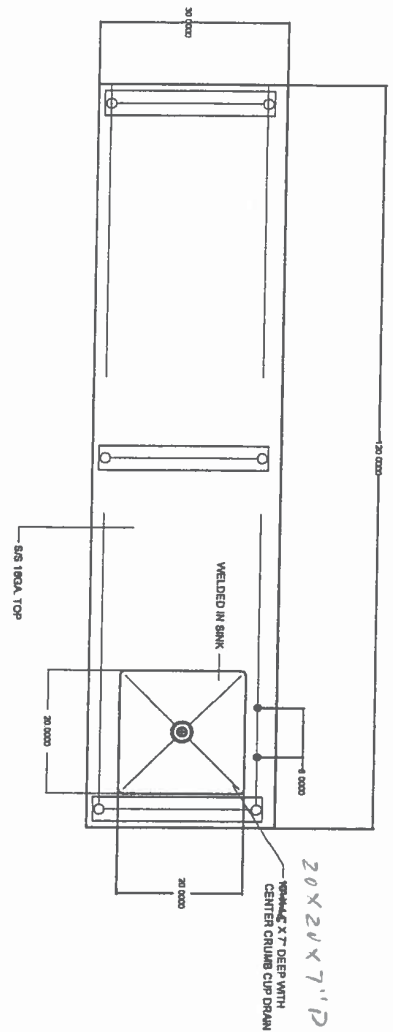
QTY: 1



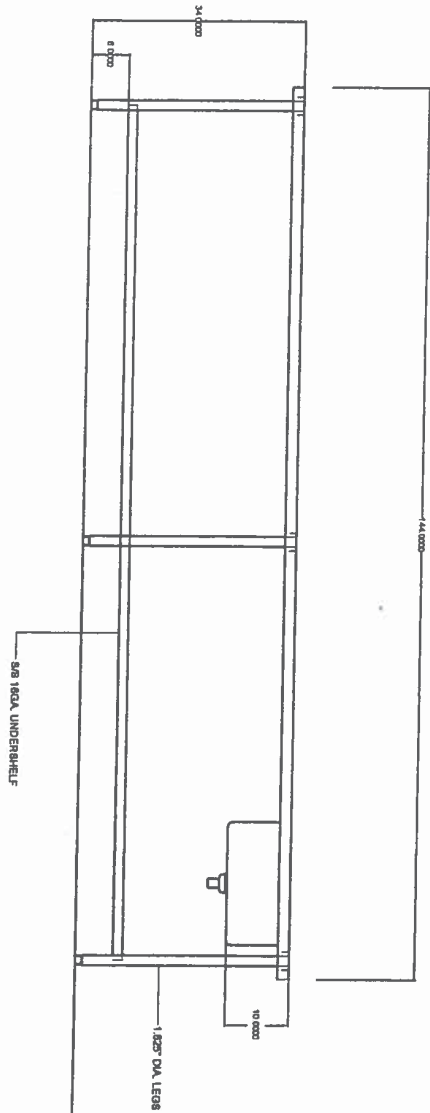
MATERIAL:
 -SS TOP 16GA 3044K
 -VISIBLE CHANNELS 14GA
 -NON VISIBLE CHANNELS 14GA SS
 -ALL WELDED AND POLISHED
 -SS CH 14G01T 6



MILLHAVEN INSTITUTION
 SS/SHV DUTY TABLE WITH SINK
 ITEM: 8
 QTY: 1

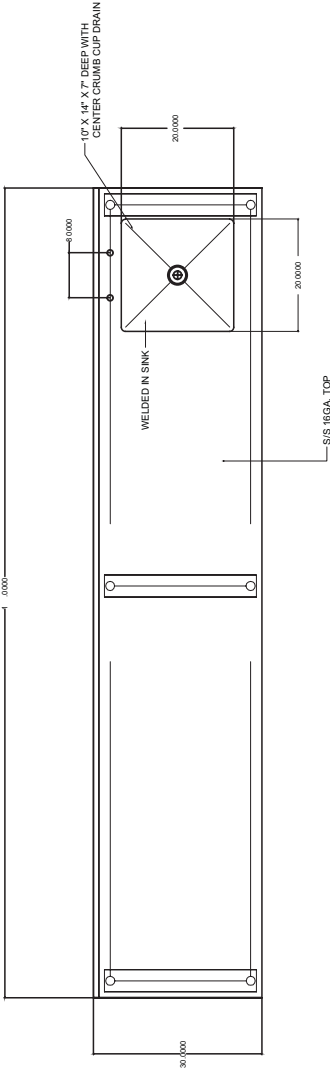


MATERIAL:
 - SS TOP 16GA 304L
 - SS LEGS 1 1/2" DIA 304L
 - 1600 SERIES 1600A 1600B
 - ALL WELDED AND POLISHED
 - CHECK FINISH

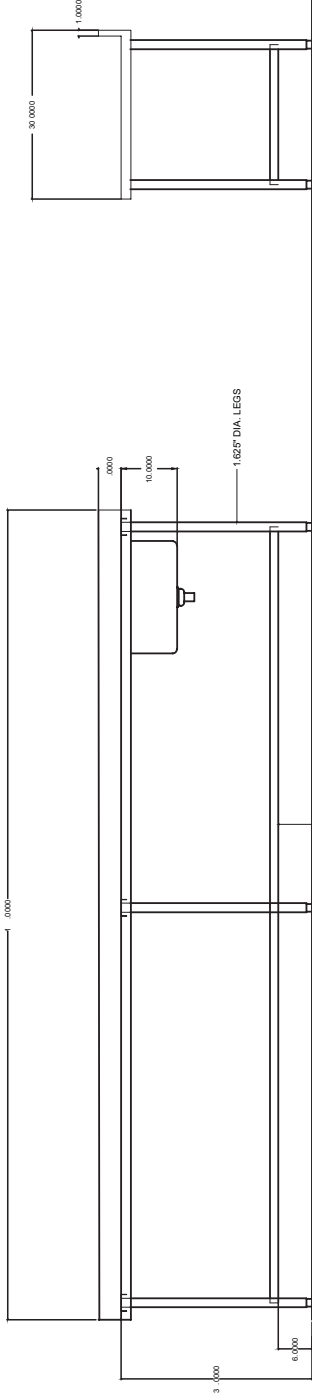


SS HD TABLE WITH SINK
 ITEM: 81

QTY: 1

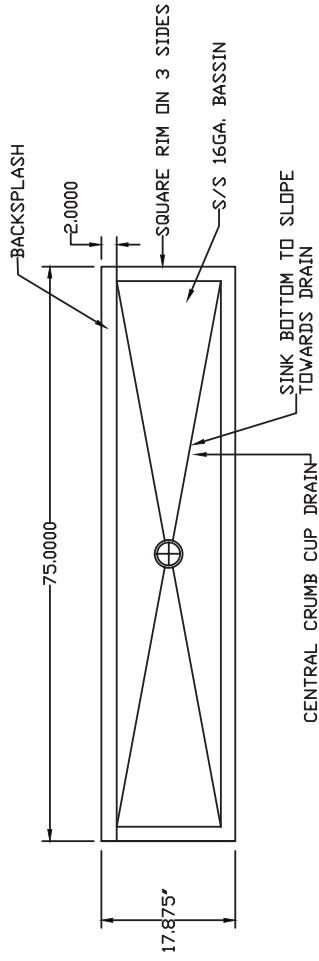


MATERIAL:
-SS TOP 16GA 304/4
-SS 16GA 304/4
-NON VISIBLE CHANNELLET 14GA SS
-ALL WELDED AND POLISHED
-DECK FAUCET 8"

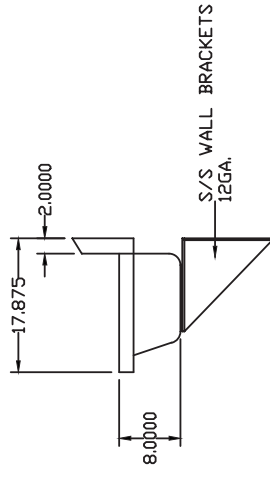
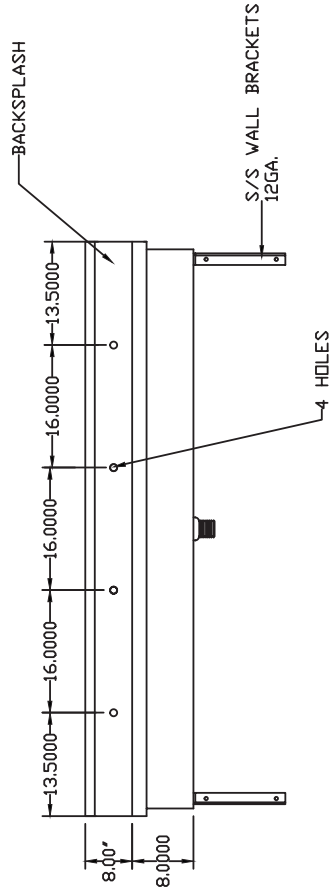


SS HEAVY DUTY TABLE WITH SINK
ITEM: 4

QTY: 1



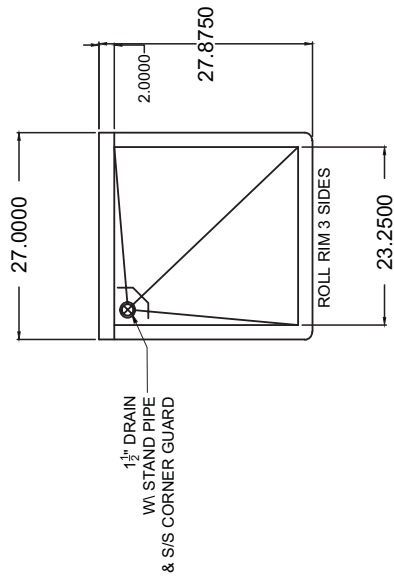
ALL SECURE TYPE SCREWS TO BE USED
(4) INFRA RED WALL FAUCETS REQUIRED



BATH INSTITUTION

S/S WALL SINK #45
QUANTITY-1

Faucets supplied by others



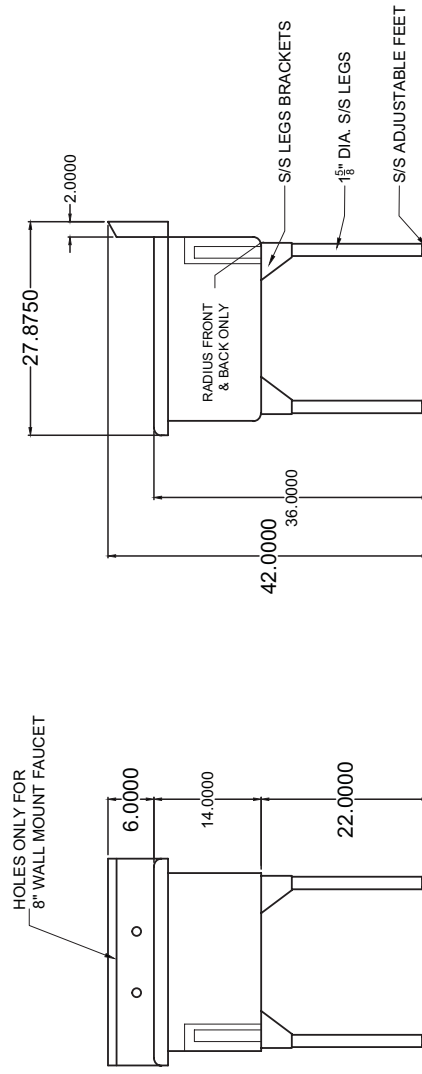
MATERIAL :
 -ALL S/S MATERIAL;
 -SINK 16GA;
 -S/S ADJUSTABLE FEET
 -ALL WELDED AND POLISHED

ITEMS INCLUDED:
 -DRAIN AND STAND PIPE & GUARD
 -WALL MOUNT FAUCET

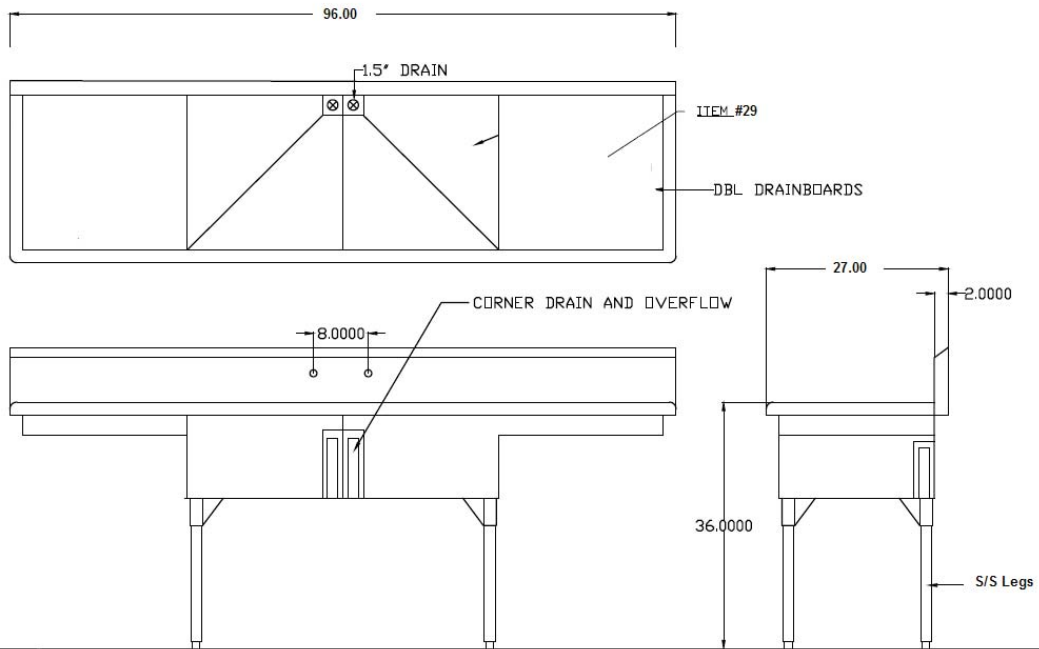
ITEMS NOT INCLUDED:
 -WALL MOUNT FAUCET

NOTES :
 -SQUARE CORNER CONSTRUCTION

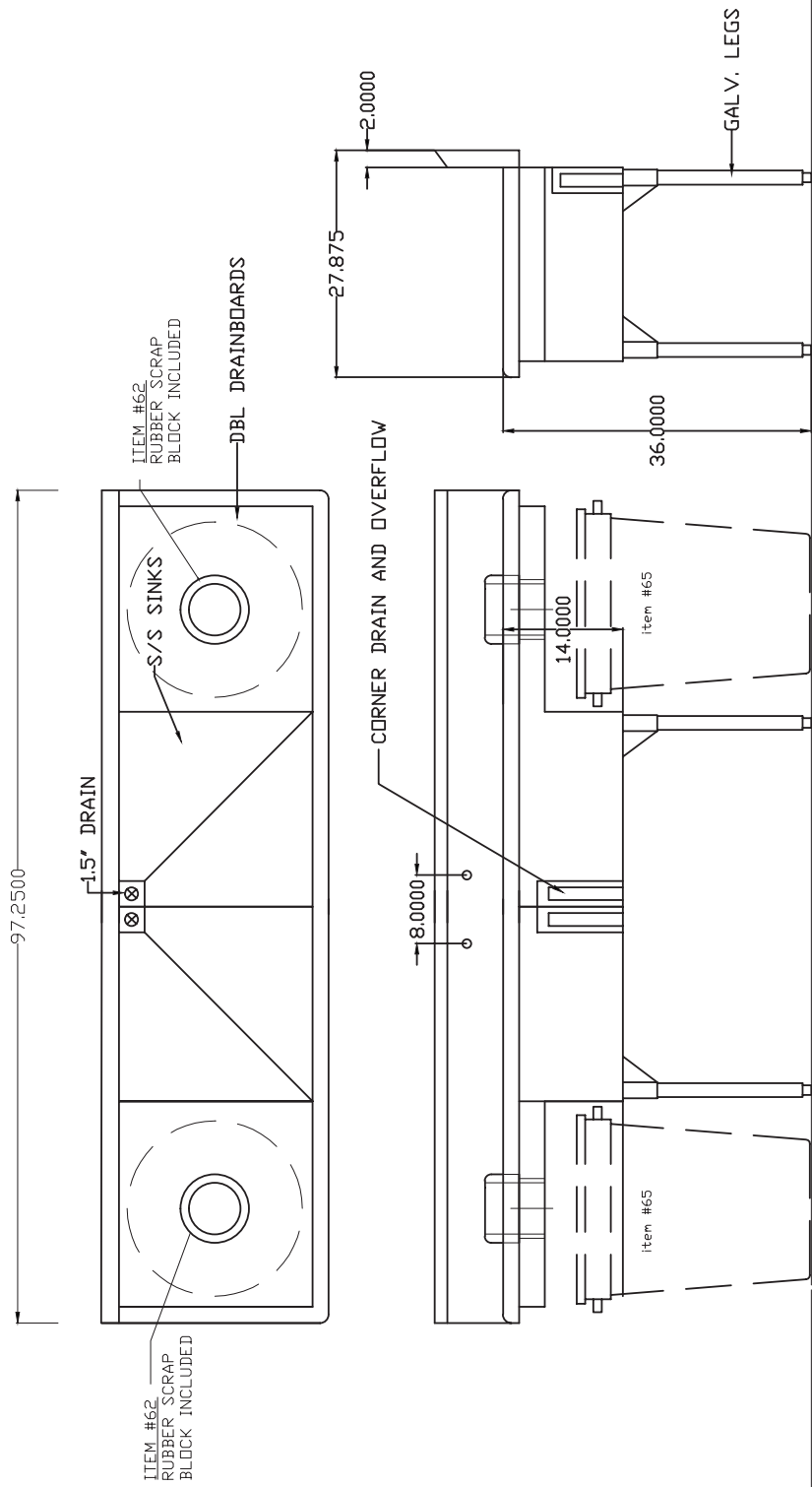
QTY: 1 REQUIRED



Pot Sink Stainless Steel
 Bath List # 80

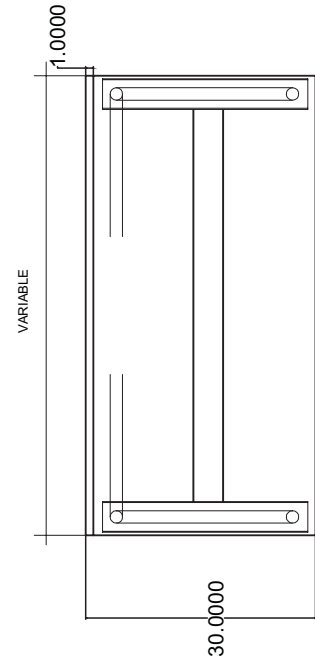


DOUBLE POT SINK WITH DRAINBOARD



REVISION: REV.1 23-04-2012

DOUBLE POT SINK WITH DRAINBOARD
AND GARBAGE CHUTE #62




MATERIAL :

-ALL S/S MATERIAL;
- TOP 16GA.
- S/S ADJUSTABLE FEET
- ALL WELDED AND POLISHED

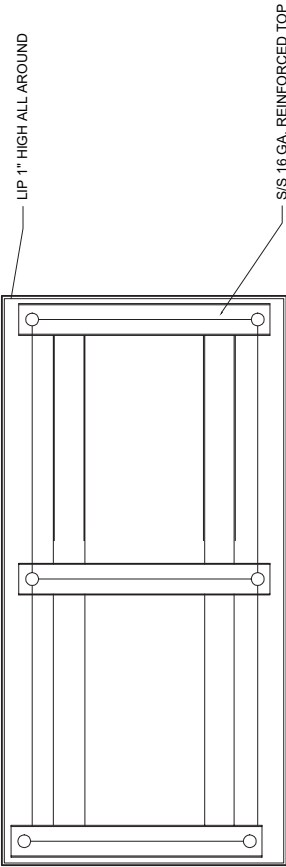
NOTES :

- SQUARE CORNER CONSTRUCTION
- ITEMS #52 AND #56 THE TABLES
HAS TO BE SECURED



S/S WORK TABLES

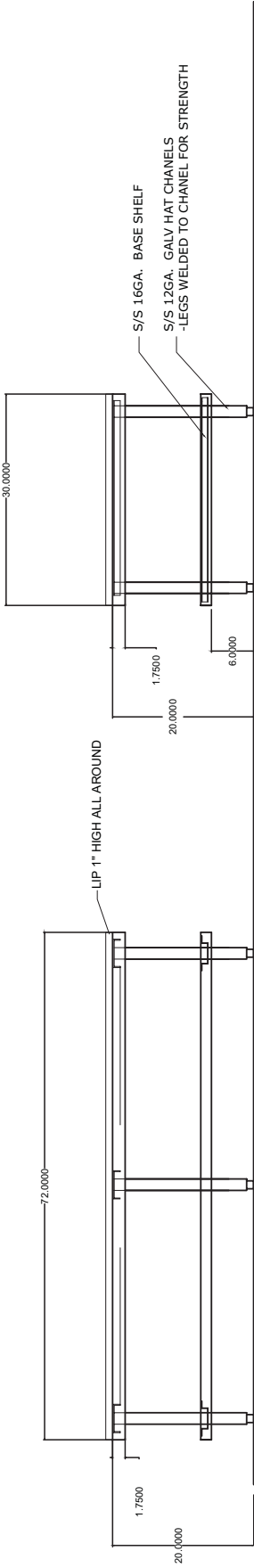
Design for 48" length Work Table
Millhaven



MATERIAL :
 -ALL S/S MATERIAL;
 -TOP 16GA : ALL SHELVES 16GA;
 -NON VISIBLE CHANNELS 14GA GALV
 -ALL WELDED AND POLISHED

NOTES :
 -REINFORCEMENTS REQUIRED FOR HEAVY EQUIPMENT

QTY: 1 REQUIRED



HEAVY DUTY STAND
ITEM: #10

MILLHAVEN INSTITUTION

QTY: 1

