

GENERAL NOTES
 This drawing and all its contents are protected by copyright and shall not be reproduced, in whole or in part, without the expressed written consent of Casco Koppo Architects. These drawings are not to be scaled. All dimensions are to face of stud or sheathing unless noted otherwise. Contractor must verify all job dimensions, all drawings, details and specifications. Any discrepancies are to be reported to Casco Koppo Architects prior to proceeding with work; this includes any errors and/or omissions.

Revision Number	Revision Date	Revision Description
1	04.01.11	ISSUED FOR APPROVAL
2	04.19.11	ISSUED FOR CONSTRUCTION
3	05.10.11	ISSUED FOR CONSTRUCTION

LEGEND

- ST 750 PVC PROPOSED STORM SEWER
- EX ST 750 PVC EXISTING STORM SEWER
- FUT ST 750 PVC FUTURE STORM SEWER
- S 200 PVC PROPOSED SANITARY SEWER
- EX S 200 PVC EXISTING SANITARY SEWER
- FUT S 200 PVC FUTURE SANITARY SEWER
- W 250 PVC PROPOSED WATERMAIN
- EX W 250 PVC EXISTING WATERMAIN
- FUT W 250 PVC FUTURE WATERMAIN
- INSULATED PIPE
- CATCH BASIN
- TYPE 1-S MH
- TYPE 5A MH
- PROPOSED HYDRANT
- EXISTING HYDRANT
- FUTURE HYDRANT
- FUTURE WATERMAIN SERVICE
- EX GAS SERVICE
- EX ELECTRICAL SERVICE
- EX COMMUNICATION SERVICE
- ELECTRICAL TRANSFORMER
- CONSTRUCTION BOUNDARY
- WATER METER
- SIAMESE CONNECTION
- GAS METER

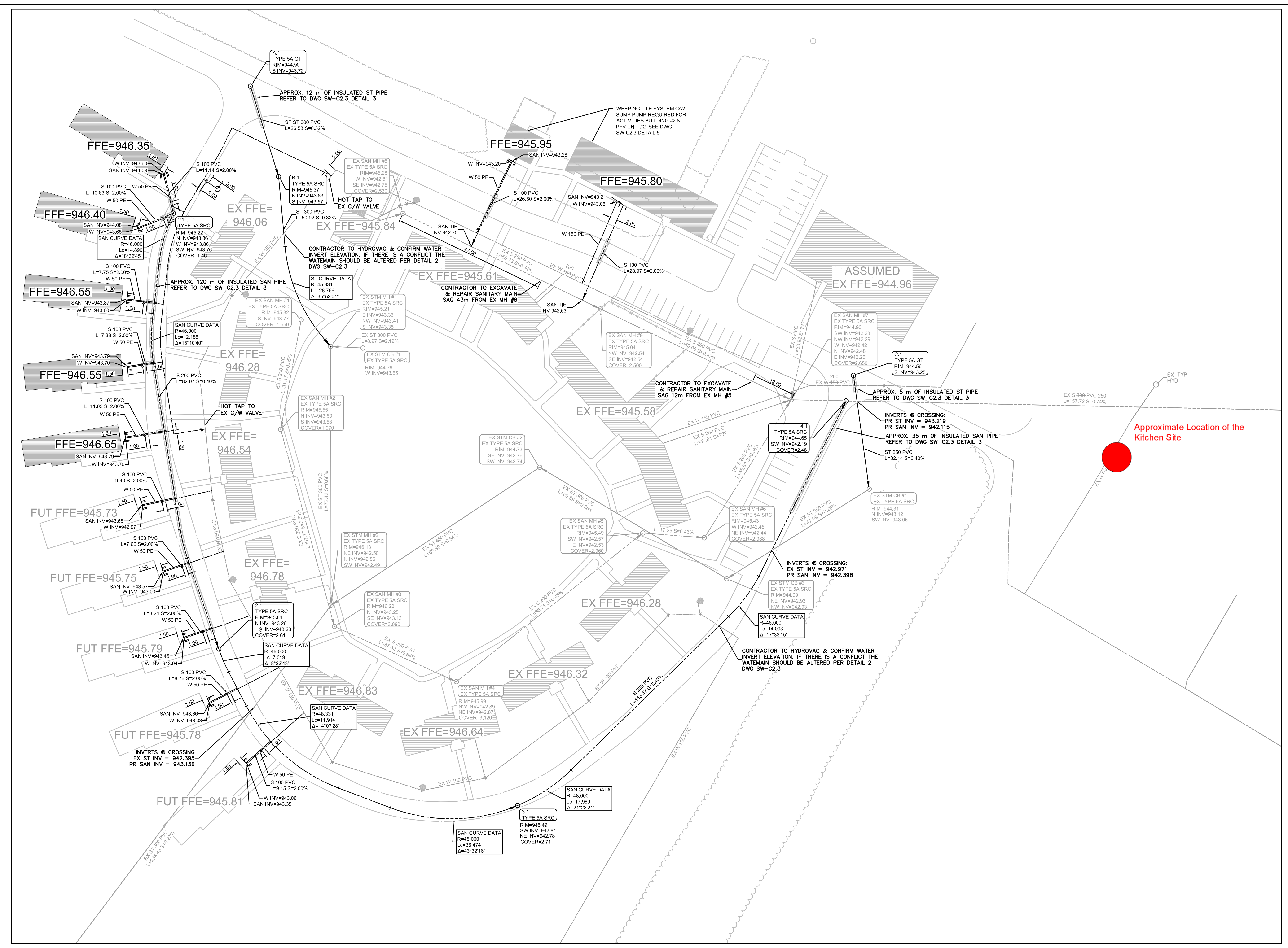
PROJECT INFORMATION
 MUNICIPAL ADDRESS: BOWEN INSTITUTION WAY NE, INNSFALL, ALBERTA
 LEGAL ADDRESS: SEC 1 T2N 30 R0E 1 W04
 LAND USE:
 DEVELOPMENT PERMIT #:
 TOTAL SITE AREA: ACRES (Ha)
 DRAWING SCALE: 1:500
 GRAPHIC SCALE:

PROJECT:
 DRAWING:

UNDERGROUND UTILITIES

DESIGNED	
DATE	
DRAWN	
DATE	
REVIEWED	
DATE	
APPROVED	--
DATE	
TENDER	--

DRAWING NUMBER: **SW-C2**

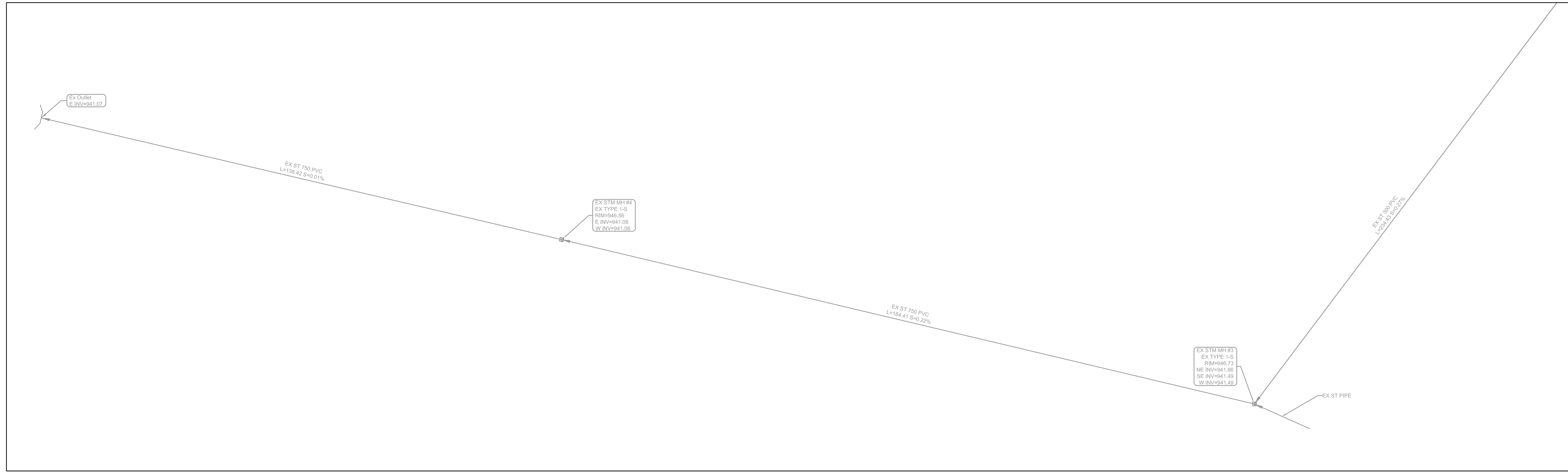


SEE SHEET SW-C2.1

SEE SHEET SW-C2.1

GENERAL NOTES
 This drawing and all its contents are protected by copyright and shall not be reproduced, in whole or in part, without the expressed written consent of Casco Koppe Architects. These drawings are not to be scaled. All dimensions are to face of stud or sheathing unless noted otherwise. Contractor must verify all job dimensions. All drawings, details and specifications. Any discrepancies are to be reported to Casco Koppe Architects prior to proceeding with work; this includes any errors and/or omissions.

SEE SHEET SW-C2



Revision Schedule

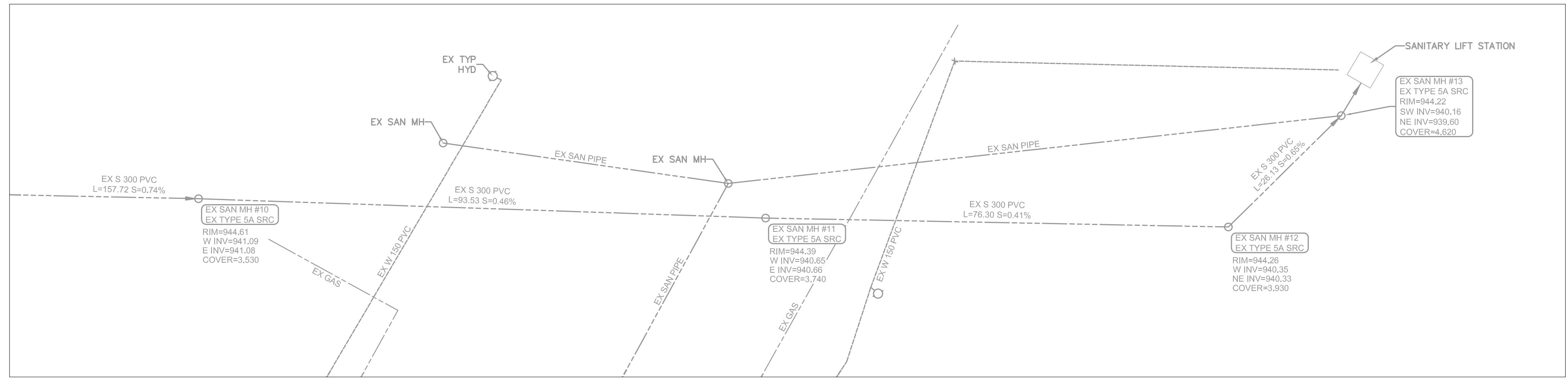
Revision Number	Revision Date	Revision Description
1	04.01.11	ISSUED FOR APPROVAL
2	04.19.11	ISSUED FOR CONSTRUCTION

LEGEND

ST 750 PVC	PROPOSED STORM SEWER
EX ST 750 PVC	EXISTING STORM SEWER
FUT ST 750 PVC	FUTURE STORM SEWER
S 200 PVC	PROPOSED SANITARY SEWER
EX S 200 PVC	EXISTING SANITARY SEWER
FUT S 200 PVC	FUTURE SANITARY SEWER
W 250 PVC	PROPOSED WATERMAIN
EX W 250 PVC	EXISTING WATERMAIN
FUT W 250 PVC	FUTURE WATERMAIN
-----	INSULATED PIPE
□	CATCH BASIN
□	TYPE 1-S MH
○	TYPE 5A MH
⊕	PROPOSED HYDRANT
⊕	EXISTING HYDRANT
⊕	FUTURE HYDRANT
-----	FUTURE WATERMAIN SERVICE
-----	EX GAS SERVICE
-----	EX ELECTRICAL SERVICE
-----	EX COMMUNICATION SERVICE
⊗	ELECTRICAL TRANSFORMER
---	CONSTRUCTION BOUNDARY
⊕	WATER METER
⊕	SIAMESE CONNECTION
⊕	GAS METER

PROJECT INFORMATION
 MUNICIPAL ADDRESS: BOWEN INSTITUTION WAY NE
 EDMONTON, ALBERTA
 LEGAL ADDRESS: SEC 1 T2N 30 R1E 1 W04
 LAND USE:
 DEVELOPMENT PERMIT #:
 TOTAL SITE AREA: ACRES (Ha)
 DRAWING SCALE: 1:500
 GRAPHIC SCALE: 0 5 10m 20m

SEE SHEET SW-C2



PROJECT

DRAWING
UNDERGROUND UTILITIES

DESIGNED	
DATE	
DRAWN	
DATE	
REVIEWED	
DATE	
APPROVED	--
DATE	--
TENDER	--
CSC PROJECT NUMBER	ARCHITECT PROJECT NUMBER
DRAWING NUMBER	

SW-C2.1

GENERAL NOTES
 This drawing and all its contents are protected by copyright and shall not be reproduced, in whole or in part, without the expressed written consent of Casco Koppe Architects. These drawings are not to be scaled. All dimensions are to face of stud or sheathing unless noted otherwise. Contractor must verify all job dimensions. All drawings, details and specifications. Any discrepancies are to be reported to Casco Koppe Architects prior to proceeding with work; this includes any errors and/or omissions.

Revision Schedule		
Revision Number	Revision Date	Revision Description
1	04.01.11	ISSUED FOR APPROVAL
2	04.19.11	ISSUED FOR CONSTRUCTION

LEGEND

ST 750 PVC	PROPOSED STORM SEWER
EX ST 750 PVC	EXISTING STORM SEWER
FUT ST 750 PVC	FUTURE STORM SEWER
S 200 PVC	PROPOSED SANITARY SEWER
EX S 200 PVC	EXISTING SANITARY SEWER
FUT S 200 PVC	FUTURE SANITARY SEWER
W 250 PVC	PROPOSED WATERMAIN
EX W 250 PVC	EXISTING WATERMAIN
FUT W 250 PVC	FUTURE WATERMAIN
-----	INSULATED PIPE
□	CATCH BASIN
⊠	TYPE 1-S MH
⊙	TYPE 5A MH
⊕	PROPOSED HYDRANT
⊖	EXISTING HYDRANT
⊗	FUTURE HYDRANT
-----	FUTURE WATERMAIN SERVICE
---	EX GAS SERVICE
---	EX ELECTRICAL SERVICE
---	EX COMMUNICATION SERVICE
⊞	ELECTRICAL TRANSFORMER
---	CONSTRUCTION BOUNDARY
⊕	WATER METER
⊗	SIAMESE CONNECTION
⊙	GAS METER

PROJECT INFORMATION
 MUNICIPAL ADDRESS: BOWEN INSTITUTION WAY NE
 INNSFALL, ALBERTA
 LEGAL ADDRESS: SEC 1 T1N 30 R1E 1 W04
 LAND USE:
 DEVELOPMENT PERMIT #:
 TOTAL SITE AREA: ACRES (Ha)
 DRAWING SCALE: 1:500
 GRAPHIC SCALE:
 0 5 10m 20m

PROJECT

DRAWING

SHALLOW UTILITIES

DESIGNED	
DATE	
DRAWN	
DATE	
REVIEWED	
DATE	
APPROVED	
DATE	--
TENDER	--
CSC PROJECT NUMBER	ARCHITECT PROJECT NUMBER
DRAWING NUMBER	

SW-C2.2

