



Item # \_\_\_\_\_

Job \_\_\_\_\_

# qwikTRAK™ HIGH-DENSITY STORAGE SYSTEM for Super Erecta®, Super Adjustable 2™ Super Erecta, MetroMax Q® and MetroMax® Systems

NSF



- **Maximizes Storage Capacity:** High-Density qwikTRAK can increase the storage capacity of a given area by 50%. Mobile units are positioned between stationary units and an active aisle can be opened between any two units as needed. This efficient utilization of space addresses the storage needs of growing operations and may eliminate the need for facility expansion or renovation.
- **Ideal for Rough or Chippy Floors:** Floor tracks compensate for rough or chippy floors and provide a smooth, level surface to guide the mobile units in a straight line.
- **Accessible and Ergonomic:** The low profile and sloped sides of the guiding track, combined with the easy-to-move mobile units, provide safe and easy access to all stored products. Mobile units roll easily along the track, even when moving heavy loads.
- **Easy to Lay Out and Assemble:** Select end, intermediate, or mobile kits and **just add shelves!** Units are quick and easy to assemble using the time-proven Super Erecta, Super Adjustable 2, MetroMax Q, and MetroMax methods of assembly. The guiding track is easily positioned. The end stationary units anchor the system and the guiding track to the floor.
- **Strong and Durable:** Standard Metro qwikTRAK Super Erecta, Super Adjustable 2, and MetroMax Q mobile units can hold up to 2,000 lbs. (907kg) per unit. MetroMax mobile units can hold up to 1,200 lbs. (544kg) per unit. All stationary end and intermediate units can hold up to 2,000 lbs. (544kg) per unit.
- **Versatile:** Metro shelving systems are offered in a variety of widths and lengths to fit into any size area. There are styles and finishes for every environment and application.
  - Dry environment:** Super Erecta and Super Adjustable 2 wire shelving in Super Erecta Brite or chrome-plated finishes; galvanized solid shelving.
  - Wet or corrosive environments:** Wire shelving with Metroseal 3 epoxy featuring Microban built-in product protection; Type 304 stainless steel wire or solid shelving; Polymer shelving systems — MetroMax Q shelves and posts have a 15-year warranty against corrosion; all polymer and stainless MetroMax shelves and posts are totally corrosion-proof with a lifetime warranty against rust and corrosion. MetroMax Q and MetroMax shelves feature corrosion-proof, removable, polymer shelf mats with built-in Microban antimicrobial product protection.
  - Storage of sterile products:** MetroMax Q and MetroMax systems have smooth polymer shelf surfaces to protect stored items from ripping or tearing.

\*MICROBAN® and the MICROBAN® symbol are registered trademarks of the Microban Products Company, Huntersville, NC.



**InterMetro Industries Corporation**  
North Washington Street  
Wilkes-Barre, PA 18705  
www.metro.com



**qwikTRAK™ High-Density Storage System — Standard and Double Deep for Super Erecta®, Super Adjustable 2™ Super Erecta, MetroMax Q® and MetroMax® Systems**

**11.15**



# qwikTRAK™ HIGH-DENSITY STORAGE SYSTEM for Super Erecta®, Super Adjustable 2™ Super Erecta, MetroMax Q® and MetroMax® Systems



MetroMax qwikTRAK System with optional accessories

For areas where corrosion is an issue, choose one of the following options:

Wire shelf options — Super Erecta or Super Adjustable 2

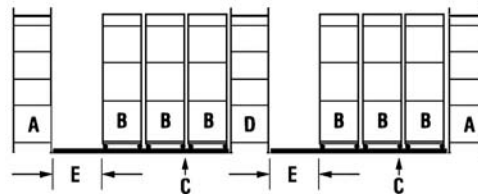
- Metroseal 3 epoxy finish with a 12 year warranty against rust or corrosion.
- Type 304 stainless steel wire or solid shelves.

Polymer shelf options

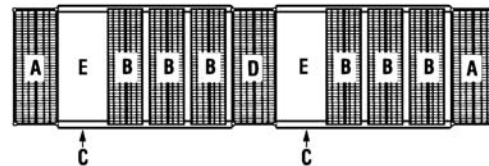
- MetroMax Q shelving with a 15 year warranty against rust and corrosion.
- MetroMax shelving with a lifetime warranty against rust and corrosion.

For added cleanliness, MetroMax Q and MetroMax offer smooth, wipeable surfaces and removable polymer mats with Microban antimicrobial product protection.

## FRONT VIEW



## OVERHEAD VIEW



## System Components

- A** = Stationary End Units
- B** = Mobile Units
- C** = Floor Track
- D** = Stationary Intermediate Unit
- E** = Active Aisle



Closeup of castor  
in qwikTRAK

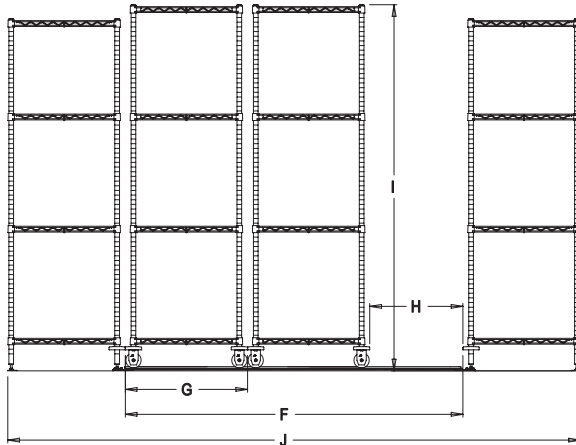
## Specifications

- **Track and Joining Channel:** Aluminum extrusion 6063 with 1/4" stainless steel tubing. Joining kit is stainless steel.
- **End plate and mounting plates (connect post with footplate to track):** Aluminum
- **Casters and Caster Horns:** 3 1/4" (83mm) acetyl wheel. Chrome-plated kits include casters with plated horns. All other systems include casters with stainless steel horns.
- **Shelving:** See Super Erecta®, MetroMax Q® and MetroMax® Shelving Systems for sizes and finishes.
- **Footplates and Hardware:** Chrome-plated kits include plated footplates and hardware. All other systems include stainless steel footplates and hardware.

qwikTRAK™ HIGH-DENSITY STORAGE SYSTEM  
for Super Erecta®, Super Adjustable 2™ Super Erecta,  
MetroMax Q® and MetroMax® Systems



## Dimensions



Key Measurements		Single Deep/Double Deep Installations
<b>F</b>	Usable aisle space between two end units or an end unit and an intermediate unit	Track Length
<b>G</b>	Actual width of mobile units	Nominal shelf width + 2 1/2" (64mm)
<b>H</b>	Calculating the aisle space	F - (G x number of mobile units)
<b>I</b>	Actual height of mobile units (From the floor to top of the post)	Actual post height + 4 1/2" (114mm)
<b>J</b>	Actual length of the entire system	Track length + Nominal width of Each End Unit + 3" (76mm)

### Stationary End Units

Includes hardware to connect stationary end units to track and anchor track to floor. (8) 74" (1880mm) high posts are included in kit.

**ONE KIT IS REQUIRED PER SINGLE DEEP SYSTEM. SHELVES SOLD SEPARATELY.**

Super Erecta and Super Adjustable 2™ Super Erecta					MetroMax Q			MetroMax		
Approx. Pkd. Wt. (lbs.)	(kg)	Chrome-Plated Cat. No.	Metroseal 3 with Microban Cat. No.	Stainless Steel Cat. No.	Approx. Pkd. Wt. (lbs.)	(kg)	Cat. No.	Approx. Pkd. Wt. (lbs.)	(kg)	Cat. No.
39.6	18.0	BTEC	BTEK3	BTES	42.0	19.1	BTEQ	25.0	11.4	BTEX

### Stationary Intermediate Units

Includes hardware to connect stationary intermediate units to track and anchor track to floor. (4) 74" (1880mm) high posts are included in kit.

**SHELVES SOLD SEPARATELY.**

Super Erecta and Super Adjustable 2™ Super Erecta					MetroMax Q			MetroMax		
Approx. Pkd. Wt. (lbs.)	(kg)	Chrome-Plated Cat. No.	Metroseal 3 with Microban Cat. No.	Stainless Steel Cat. No.	Approx. Pkd. Wt. (lbs.)	(kg)	Cat. No.	Approx. Pkd. Wt. (lbs.)	(kg)	Cat. No.
22.6	10.3	BTAC	BTAK3	BTAS	24.2	11.0	BTAQ	15.7	7.1	BTAX

### Mobile Units

Includes 74" (1880mm) high posts, casters, doughnut bumpers, and other hardware to assemble a mobile unit.

**SHELVES SOLD SEPARATELY. ONE KIT IS REQUIRED PER MOBILE UNIT.**

Super Erecta and Super Adjustable 2™ Super Erecta					MetroMax Q			MetroMax		
Approx. Pkd. Wt. (lbs.)	(kg)	Chrome-Plated Cat. No.	Metroseal 3 with Microban Cat. No.	Stainless Steel Cat. No.	Approx. Pkd. Wt. (lbs.)	(kg)	Cat. No.	Approx. Pkd. Wt. (lbs.)	(kg)	Cat. No.
25.0	11.4	BTMC	BTMK3	BTMS	27.0	12.3	BTMQ	18.5	8.4	BTMX

### Track Sets

Includes necessary sections of track for assembling track runs of 6'-21' (1830mm-6405mm).

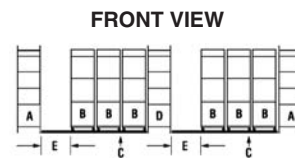
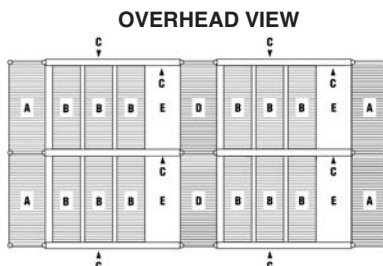
Track Length (ft.)	(mm)	Approx. Pkd. Wt. (lbs.)	(kg)	Cat. No.	Track Length (ft.)	(mm)	Approx. Pkd. Wt. (lbs.)	(kg)	Cat. No.
2.5	763	4	1.8	BTS2.5NA	14.0	4270	19	8.6	BTS14NA
6.0	1830	9	4.	BTS6NA	15.0	4575	21	9.5	BTS15NA
7.0	2135	10	4.	BTS7NA	16.0	4880	22	10.0	BTS16NA
8.0	2440	11	5.0	BTS8NA	17.0	5185	23	10.5	BTS17NA
9.0	2745	13	5.	BTS9NA	18.0	5490	25	11.4	BTS18NA
10.0	3050	14	6.4	BTS10NA	19.0	5795	26	11.8	BTS19NA
11.0	3355	15	6.8	BTS11NA	20.0	6100	27	12.3	BTS20NA
12.0	3660	17	7.7	BTS12NA	21.0	6405	29	13.2	BTS21NA
13.0	3965	18	8.2	BTS13NA					

#### Notes:

- All end, intermediate, and mobile units must be 18" (457mm) or wider.
- Each stationary end and intermediate unit must have a minimum of four shelves. Super Adjustable 2™ shelves may be used for all tiers.
- qwikTRAK is available with 74" posts (1880mm) as standard. Requests for TALLER posts must be reviewed by Metro Engineering. For applications requiring posts SHORTER than 74" (1880mm), contact your Metro representative.
- Existing Metro Super Erecta, Super Adjustable 2™, MetroMax Q, and MetroMax shelving units can be retrofitted as part of a qwikTRAK installation.
- Under normal conditions, aisle width of 30"-36" (760-914mm) is recommended. The storage of very large objects within the system, however, may require an aisle width larger than 36" (914mm).
- A stationary intermediate unit is required when the track length exceeds 21 feet (6405mm). A stationary intermediate unit may be used at the discretion of the user when the track lengths are less than 21 ft. (6405mm).
- It is recommended that the tracks are installed a minimum of 1 3/4" (45mm) from the wall.
- Weight capacities: Mobile Units — Super Erecta, Super Adjustable 2™, and MetroMax Q can hold up to 3,000 lbs. (1364kg) evenly distributed. MetroMax mobile units can hold up to 1,800 lbs. (818kg). All stationary units can hold up to 2,000 lbs. (907kg).



**DOUBLE DEEP qwikTRAK™ HIGH-DENSITY STORAGE SYSTEM for Super Erecta®, Super Adjustable 2™ Super Erecta, MetroMax Q® and MetroMax® Systems**



**SYSTEM COMPONENTS**

- A** = Stationary End Units
- B** = Mobile Units
- C** = Floor Track
- D** = Stationary Intermediate Unit
- E** = Active Aisle

**Stationary End Units**

Includes hardware to connect stationary end units to track and anchor track to floor. (16) 74" (1880mm) high posts.

**ONE KIT IS REQUIRED PER DOUBLE DEEP SYSTEM. SHELVES SOLD SEPARATELY.**

Super Erecta and Super Adjustable 2™ Super Erecta					MetroMax Q			MetroMax		
Approx. Pkd. Wt. (lbs.)	Approx. Pkd. Wt. (kg)	Chrome-Plated Cat. No.	Metroseal 3 with Microban Cat. No.	Stainless Steel Cat. No.	Approx. Pkd. Wt. (lbs.)	Approx. Pkd. Wt. (kg)	Cat. No.	Approx. Pkd. Wt. (lbs.)	Approx. Pkd. Wt. (kg)	Cat. No.
73.6	33.5	LBTEC	LBTEK3	LBTES	76.3	34.7	LBTEQ	42.3	19.2	LBTEX

**Stationary Intermediate Units**

Includes hardware to connect stationary units to track and anchor track to floor. (8) 74" (1880mm) high posts.

**ONE KIT IS REQUIRED PER DOUBLE DEEP INTERMEDIATE UNIT. SHELVES SOLD SEPARATELY.**

Super Erecta and Super Adjustable 2™ Super Erecta					MetroMax Q			MetroMax		
Approx. Pkd. Wt. (lbs.)	Approx. Pkd. Wt. (kg)	Chrome-Plated Cat. No.	Metroseal 3 with Microban Cat. No.	Stainless Steel Cat. No.	Approx. Pkd. Wt. (lbs.)	Approx. Pkd. Wt. (kg)	Cat. No.	Approx. Pkd. Wt. (lbs.)	Approx. Pkd. Wt. (kg)	Cat. No.
39.6	18.0	LBTAC	LBTAK3	LBTAS	41.3	18.8	LBTAQ	36.8	16.7	LBTAX

**Mobile Units**

Includes (8) 74" (1880mm) high posts, (4) V-groove casters, (1) center channel caster assembly, doughnut bumpers, Tie Bar Brackets, and other hardware to assemble a double deep mobile unit.

**SHELVES SOLD SEPARATELY. ONE KIT REQUIRED PER DOUBLE DEEP MOBILE UNIT.**

Super Erecta and Super Adjustable 2™ Super Erecta					MetroMax Q			MetroMax				
Shelf Width (in.) (mm)	Approx. Pkd. Wt. (lbs.)	Approx. Pkd. Wt. (kg)	Chrome-Plated Cat. No.	Metroseal 3 with Microban Cat. No.	Stainless Steel Cat. No.	Approx. Pkd. Wt. (lbs.)	Approx. Pkd. Wt. (kg)	Cat. No.	Approx. Pkd. Wt. (lbs.)	Approx. Pkd. Wt. (kg)	Cat. No.	
18	457	51.0	23.2	LBTM18C	LBTM18K3	LBTM18S	57.1	26.0	LBTM18Q	35.5	16.1	LBTM18X
21	530	52	23.6	LBTM21C	LBTM21K3	LBTM21S	58.1	26.4	LBTM21Q	—	—	—
24	610	53	24.1	LBTM24C	LBTM24K3	LBTM24S	59.1	26.9	LBTM24Q	37.5	17.0	LBTM24X

**Track Sets**

Includes necessary sections of track for assembling track runs of 6'-21" (1830mm-6405mm).

Track Length (ft.) (mm)	Approx. Pkd. Wt. (lbs.) (kg)	Cat. No.	Track Length (ft.) (mm)	Approx. Pkd. Wt. (lbs.) (kg)	Cat. No.				
2.5	763	6.0	2.7	LBTS2.5NA	14.0	4270	28.5	13.0	LBTS14NA
6.0	1830	13.5	6.1	LBTS6NA	15.0	4575	31.5	14.3	LBTS15NA
7.0	2135	15.0	6.8	LBTS7NA	16.0	4880	33.0	15.0	LBTS16NA
8.0	2440	16.5	7.5	LBTS8NA	17.0	5185	34.5	15.7	LBTS17NA
9.0	2745	19.5	8.9	LBTS9NA	18.0	5490	37.5	17.0	LBTS18NA
10.0	3050	21.0	9.5	LBTS10NA	19.0	5795	39.0	17.7	LBTS19NA
11.0	3355	22.5	10.2	LBTS11NA	20.0	6100	40.5	18.4	LBTS20NA
12.0	3660	25.5	11.6	LBTS12NA	21.0	6405	43.5	19.8	LBTS21NA
13.0	3965	27.0	12.3	LBTS13NA					

**Notes:**

1. All end, intermediate, and mobile units must be 18" (457mm) or wider.
2. Each stationary end and intermediate unit must have a minimum of four shelves.
3. For applications with Super Adjustable 2™ wire shelves, the top and bottom shelf of every double deep mobile unit MUST be standard Super Erecta wire shelves.
4. qwikTRAK is available with 74" posts (1880mm) as standard. Requests for TALLER posts must be reviewed by Metro Engineering. For applications requiring posts SHORTER than 74" (1880mm), contact your Metro representative.
5. Under normal conditions, aisle width of 30'-36" (760-914mm) is recommended. The storage of very large objects within the system, however, may require an aisle width larger than 36" (914mm).
6. Two stationary intermediate units connected end to end are required when the track length exceeds 21 feet (6405mm). Stationary intermediate units may be used at the discretion of the user when the track lengths are less than 21 ft. (6405mm).
7. It is recommended that the tracks be installed a minimum of 1 3/4" (45mm) from the wall.
8. Maximum allowable shelf length for use with a double deep system is 60" (1524mm).
9. The maximum width of a double deep configuration is 10' 3 1/2" (3137mm) (i.e. two systems each having 60" (1524mm) long shelves, plus 3 1/2" (89mm) for qwikTRAK components).
10. Actual width of a double deep configuration is the Nominal Shelf Length + 3 1/2" (89mm).
11. Weight capacities: Double deep Mobile Units — Super Erecta, Super Adjustable 2™ Super Erecta/MetroMax Q: 3,000 lbs. (1364kg) evenly distributed. MetroMax: 1,800 lbs. (818kg) evenly distributed. Stationary End and Intermediate Units — Each end and intermediate double deep unit consists of two independent stationary shelving units positioned side by side. Each shelving unit has a maximum weight capacity of 2,000 lbs. (900kg).

All Metro Catalog Sheets are available on our Web Site: [www.metro.com](http://www.metro.com)



**InterMetro Industries Corporation**

North Washington Street, Wilkes-Barre, PA 18705  
Phone: 570-825-2741 • Fax: 570-825-2852

For Product Information Call: 1-800-433-2232

L03-249B  
Printed in U.S.A. 11/06

Information and specifications are subject to change without notice. Please confirm at time of order.

Copyright © 2006 InterMetro Industries Corp.

