

National Capital
Commission


Commission
de la Capitale Nationale

Canada 

ISSUED FOR TENDER
ÉMIS POUR APPEL D'OFFRES
2013/07/03

AVE. MT.
PLEASANT AVE.
TO/À RUE
AVENUE RD.
(385m)

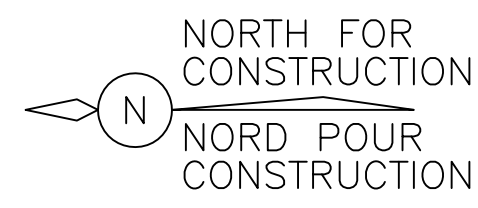
RUE CLEGG ST.
TO/À AVE. MT.
PLEASANT AVE.
(280m)



RUE. BANK ST./
PROM. ECHO DR.
(180m)

**COLONEL BY DRIVE RETAINING MASONRY WALL REHABILITATION
RÉFECTION DU MUR DE SOUTÈNEMENT PROM. COLONEL BY
OTTAWA, ONTARIO**

CONTRACT/CONTRAT No. DC5070-10



ISSUED FOR TENDER
ÉMIS POUR APPEL D'OFFRES
2013/07/03

NOTES:

1. THIS DRAWING SHALL BE READ IN CONJUNCTION WITH DRAWINGS S02, S03 AND S04.

NOTES :

1. LIRE LE PRÉSENT DESSIN CONJOINTEMENT AVEC LES DESSINS S02, S03 ET S04.

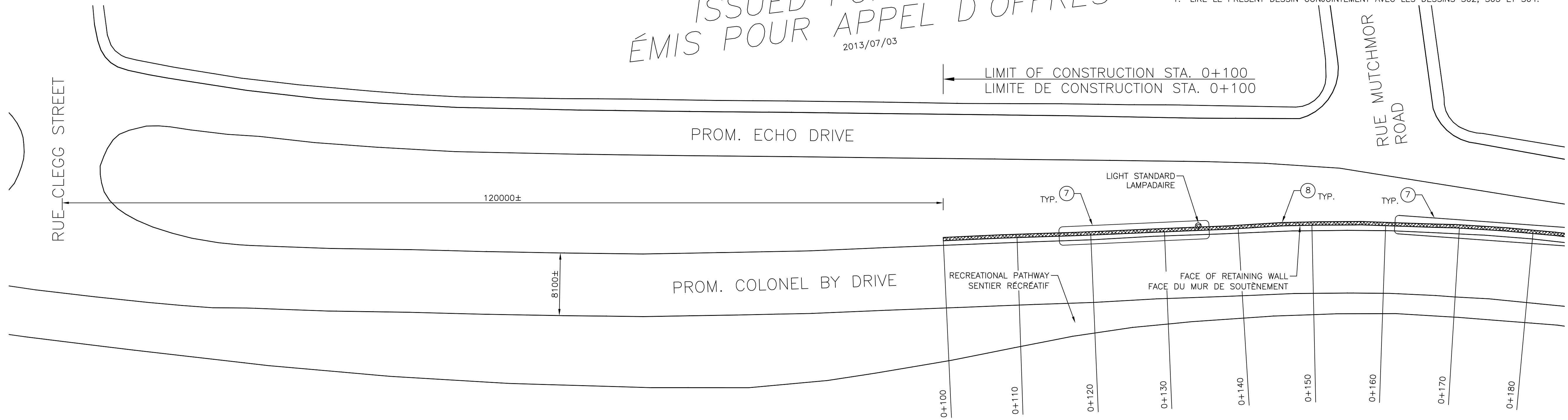


Real Estate Management, Design and Construction Branch
Direction de la gestion de l'immobilier, design et construction

Design and Construction Division
Division design et construction

director - Claude Robert - directeur

consultant
expert-conseil

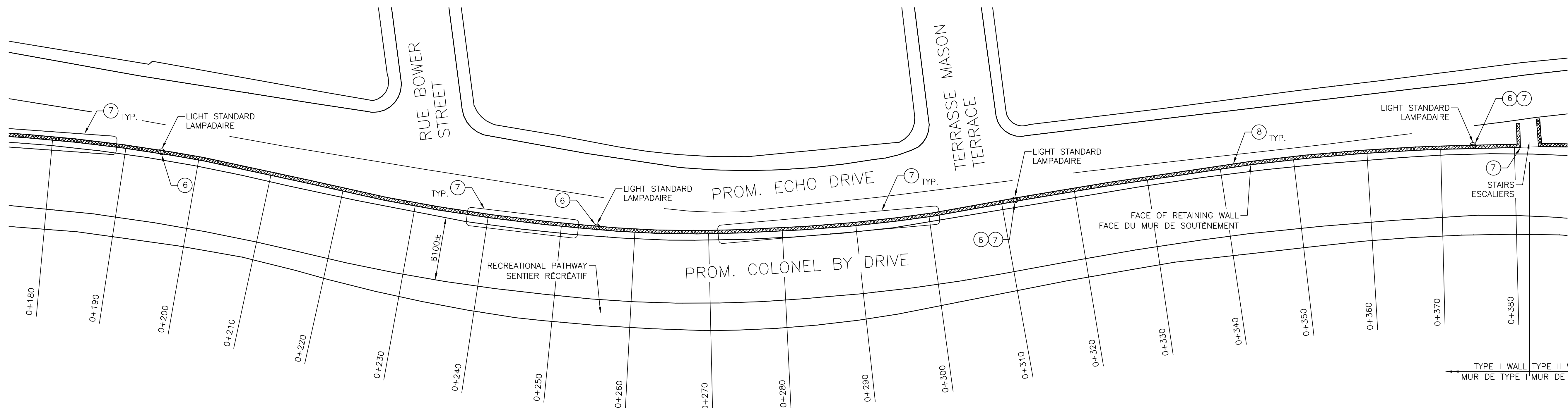


RIDEAU CANAL/ CANAL RIDEAU

PART PLAN/ PLAN PARTIEL

1:300

TYPE I WALL
MUR DE TYPE I



RIDEAU CANAL/ CANAL RIDEAU

PART PLAN/ PLAN PARTIEL

1:300

TYPE I WALL TYPE II WALL
MUR DE TYPE I MUR DE TYPE II

DISCLAIMER:

The accompanying files are supplied as a matter of courtesy and are in no way to be taken as appurtenant to, associated with or in placement of copies of the officially sealed documents. The data is provided "as is" without warranty of any kind either expressed or implied. Any person(s) or organization(s) making use of or relying upon this data is responsible for confirming its accuracy and completeness. These files do not include a professional engineering stamp, bearing a signature & date and only drawings with such stamp are to be considered as true and final. McCormick Rankin is not responsible for edited or reproduced versions of this digital data.

LEGEND

- (7) LIGHT STANDARD
- (1) DENOTES NUMBER IN SCOPE OF WORK (TYPICAL LOCATION SHOWN NOT ALL LOCATIONS REQUIRED). SEE S04 FOR DESCRIPTION.
- [Hatched Box] MASONRY RETAINING WALL

LEGENDE

- (7) LAMPADAIRE
- (1) REPRÉSENTE LE NUMÉRO DANS LA PORTÉE DES TRAVAUX (IL S'AGIT ICI D'UN EMPLACEMENT TYPIQUE MAIS QUI N'EST PAS NÉCESSAIREMENT REQUIS PARTOUT). VOIR DESSIN S04 AFIN DE RETROUVER LA DESCRIPTION
- [Hatched Box] MUR DE SOUTÈNEMENT DE MAÇONNERIE

issued or revised
émis ou révisé

no.	description	date

project
projet
**COLONEL BY DRIVE
MASONRY WALL
REHABILITATION
RÉFECTION DU MUR
DE SOUTÈNEMENT
PROM. COLONEL BY**

drawing
dessin
**GENERAL ARRANGEMENT I
TYPE I WALL
PLAN D'ENSEMBLE I
MUR DE TYPE I**

approved by
approuvé par B. BOHNE
designed by
conçu par J. SAM
drawn by
dessiné par T. NIEDZWIADK
date JUNE 2013 scale AS NOTED
no. du projet de la CCN DC5070-10 sheet no.
no. de la feuille

ISSUED FOR TENDER
ÉMIS POUR APPEL D'OFFRES
2013/07/03

NOTES:

1. THIS DRAWING SHALL BE READ IN CONJUNCTION WITH DRAWINGS S01, S03 AND S04.

NOTES :

1. LIRE LE PRÉSENT DESSIN CONJOINTEMENT AVEC LES DESSINS S01, S03 ET S04.

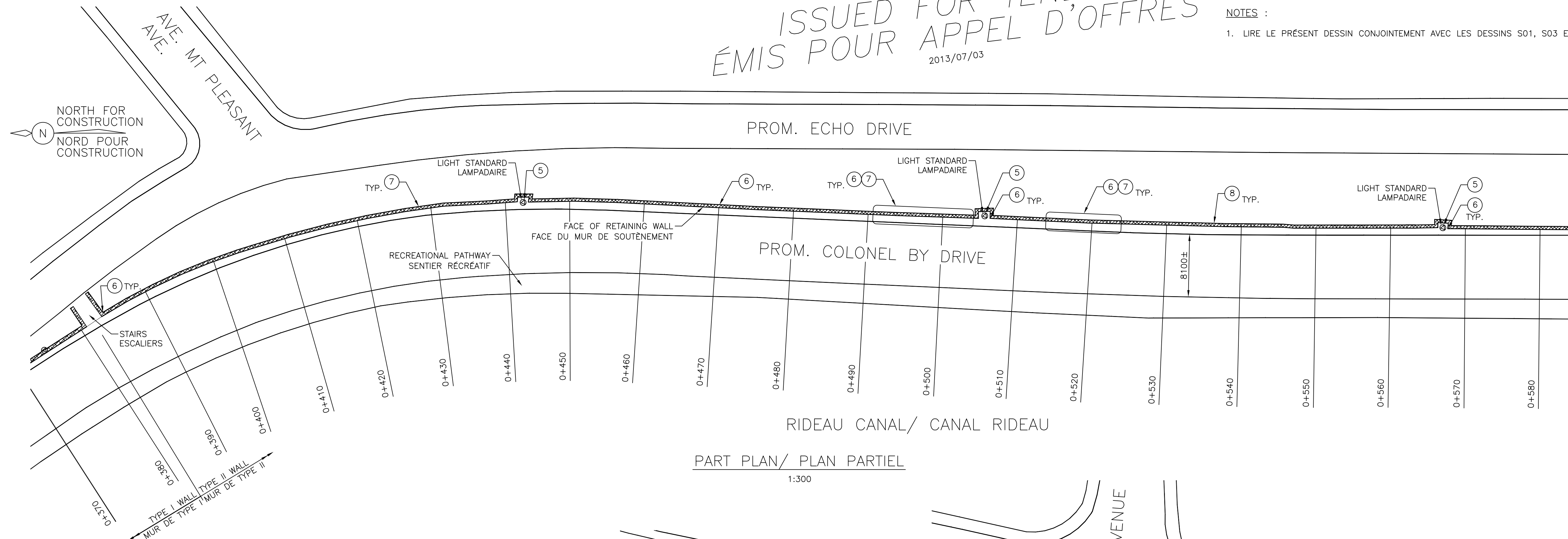


Real Estate Management, Design and Construction Branch
Direction de la gestion de l'immobilier, design et construction

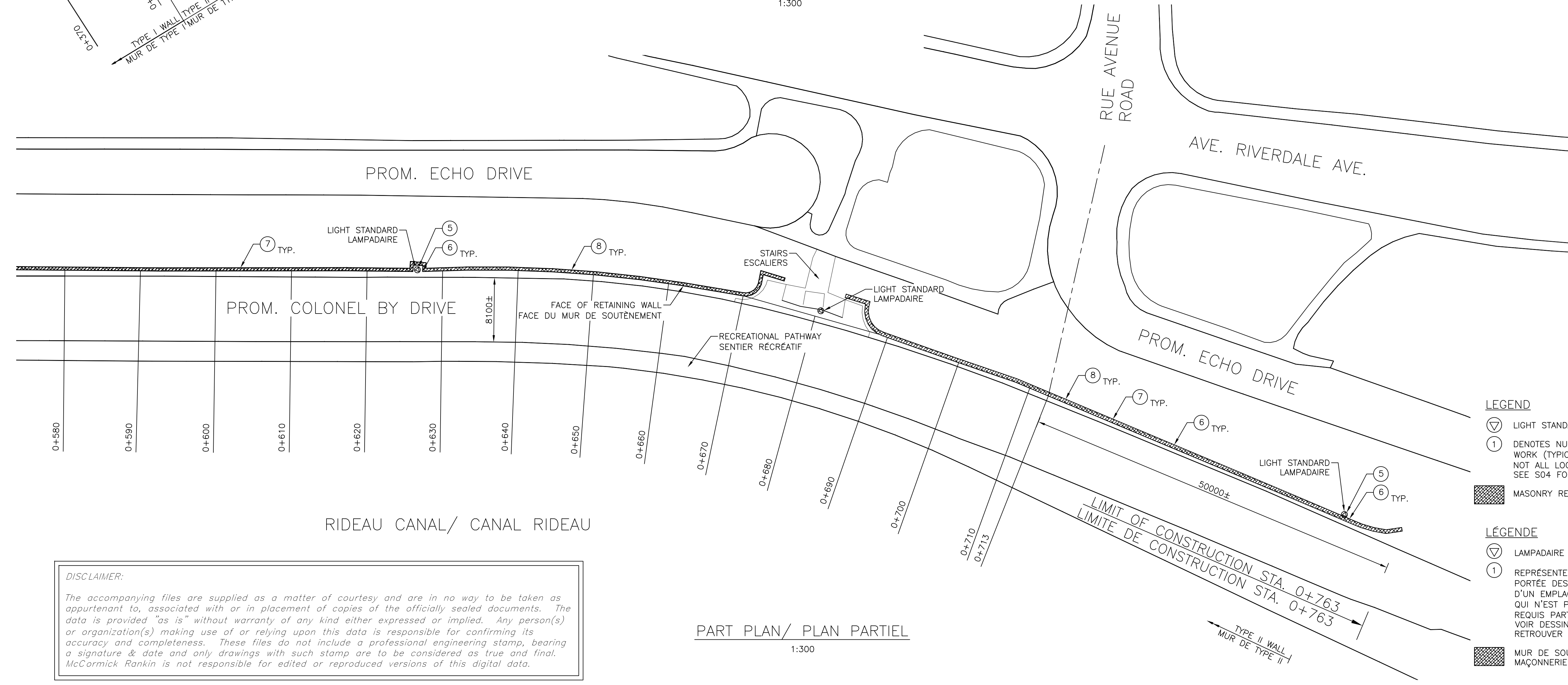
Design and Construction Division
Division design et construction

director - Claude Robert - directeur

consultant
expert-conseil



PART PLAN/ PLAN PARTIEL
1:300



PART PLAN/ PLAN PARTIEL
1:300

DISCLAIMER:
The accompanying files are supplied as a matter of courtesy and are in no way to be taken as appurtenant to, associated with or in placement of copies of the officially sealed documents. The data is provided "as is" without warranty of any kind either expressed or implied. Any person(s) or organization(s) making use of or relying upon this data is responsible for confirming its accuracy and completeness. These files do not include a professional engineering stamp, bearing a signature & date and only drawings with such stamp are to be considered as true and final. McCormick Rankin is not responsible for edited or reproduced versions of this digital data.

LEGEND

- ▽ LIGHT STANDARD
- ① DENOTES NUMBER IN SCOPE OF WORK (TYPICAL LOCATION SHOWN NOT ALL LOCATIONS REQUIRED). SEE S04 FOR DESCRIPTION.
- ▨ MASONRY RETAINING WALL

LÉGENDE

- ▽ LAMPADAIRE
- ① REPRÉSENTE LE NUMÉRO DANS LA PORTÉE DES TRAVAUX (IL S'AGIT ICI D'UN EMPLACEMENT TYPIQUE MAIS QUI N'EST PAS NÉCESSAIREMENT REQUIS PARTOUT). VOIR DESSIN S04 AFIN DE RETROUVER LA DESCRIPTION
- ▨ MUR DE SOUTÈNEMENT DE MAÇONNERIE

issued or revised
émis ou révisé

no.	description	date

project
projet
**COLONEL BY DRIVE
MASONRY WALL
REHABILITATION**
**RÉFECTION DU MUR
DE SOUTÈNEMENT
PROM. COLONEL BY**

drawing
dessin
**GENERAL ARRANGEMENT II
TYPE II WALL**
**PLAN D'ENSEMBLE II
MUR DE TYPE II**

approved by
approuvé par B. BOHNE
designed by
conçu par J. SAM
drawn by
dessiné par T. NIEDZWIADK
date JUNE 2013 scale AS NOTED
no. du projet de la CCN no. de la feuille
DC5070-10 sheet no. 502

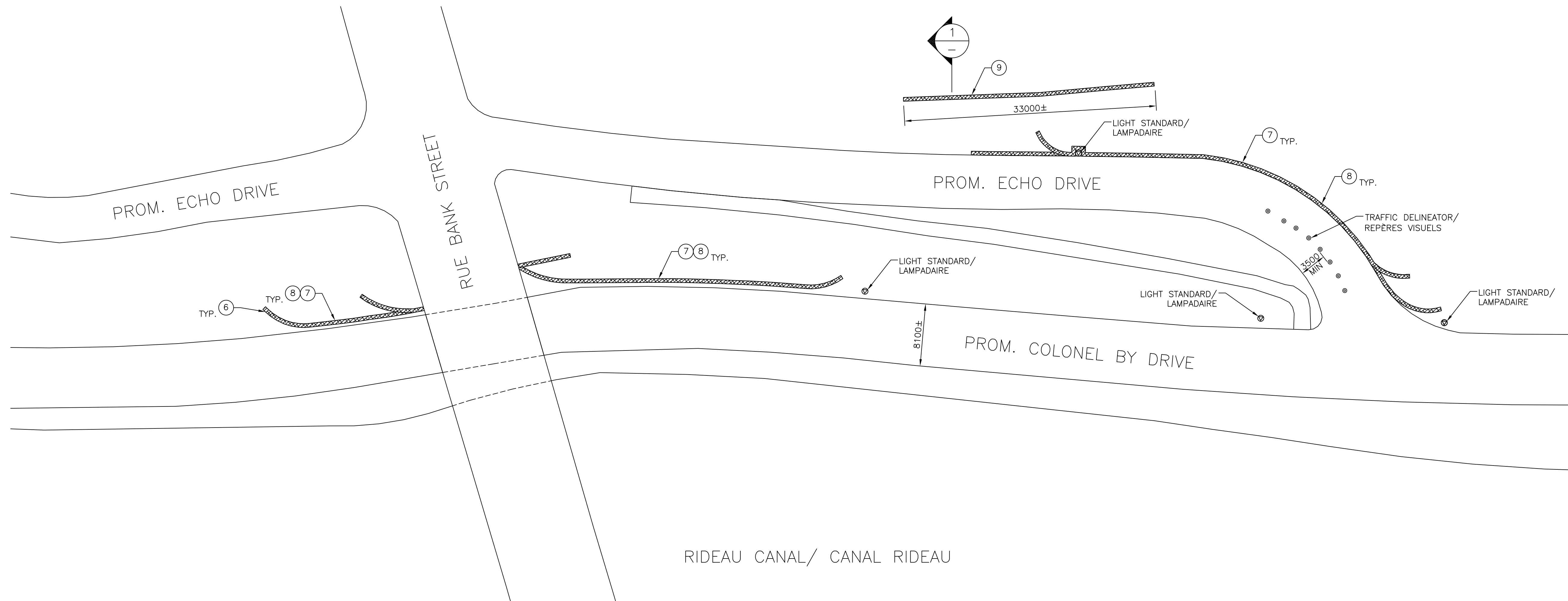
July 12-13 2:08:36 PM \\ncc\ccn\2013\2013-07-03\2013-07-03-RECONSTRUCTION\Colonel By Drive 2013 Retaining Wall

NOTES:

1. THIS DRAWING SHALL BE READ IN CONJUNCTION WITH DRAWINGS S01, S02, S04 AND S05.
2. TREE AND SHRUB CLEARING TO BE KEPT AT A MINIMUM.

NOTES :

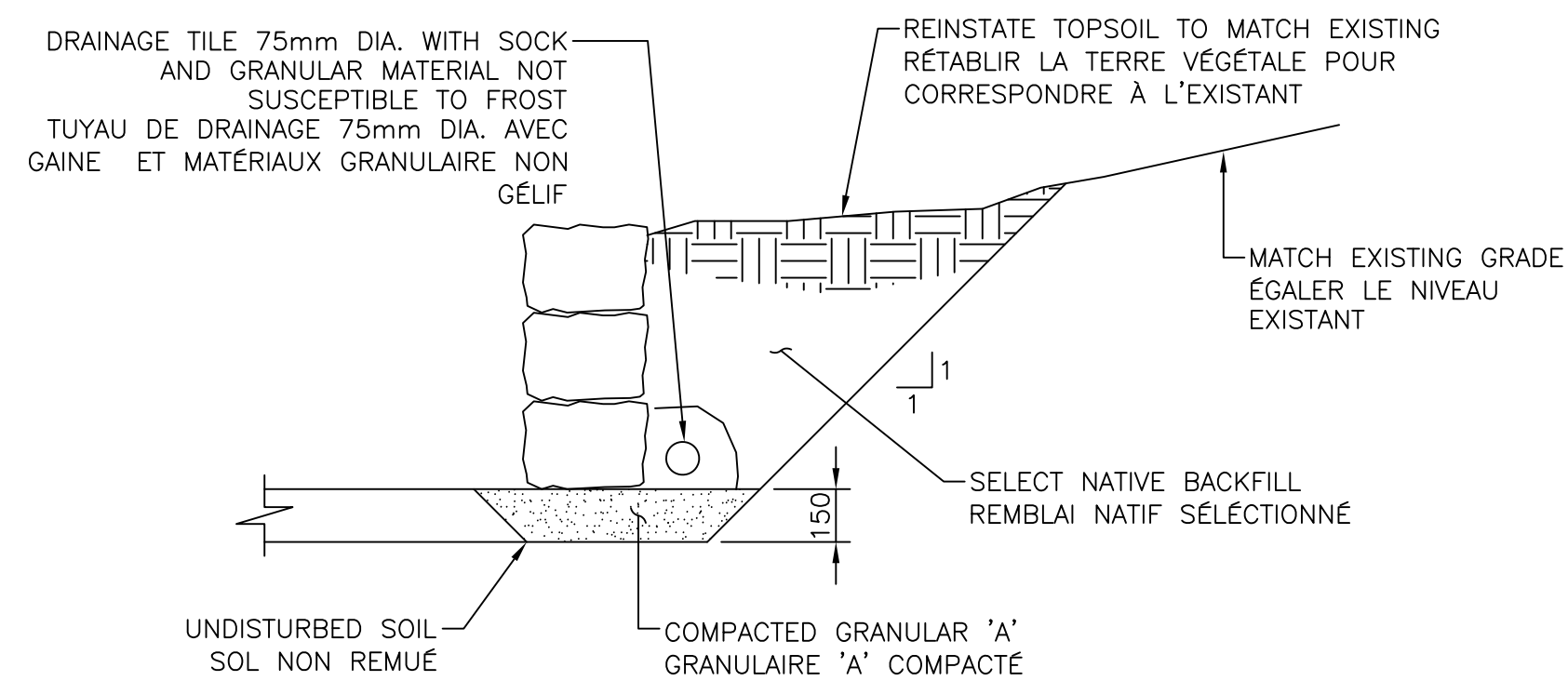
1. LIRE LE PRÉSENT DESSIN CONJOINTEMENT AVEC LES DESSINS S01, S02, S04 ET S05.
2. LA COUPE D'ARBRE ET D'ARBUSTE DOIT ÊTRE GARDER AU MINIMUM.



RIDEAU CANAL/ CANAL RIDEAU

PART PLAN/ PLAN PARTIEL

1:300



SECTION/COUPE 1
1:20

DISCLAIMER:

The accompanying files are supplied as a matter of courtesy and are in no way to be taken as appurtenant to, associated with or in placement of copies of the officially sealed documents. The data is provided "as is" without warranty of any kind either expressed or implied. Any person(s) or organization(s) making use of or relying upon this data is responsible for confirming its accuracy and completeness. These files do not include a professional engineering stamp, bearing a signature & date and only drawings with such stamp are to be considered as true and final. McCormick Rankin is not responsible for edited or reproduced versions of this digital data.

LEGEND

- Ⓧ LIGHT STANDARD
- ① DENOTES NUMBER IN SCOPE OF WORK (TYPICAL LOCATION SHOWN NOT ALL LOCATIONS REQUIRED). SEE S04 FOR DESCRIPTION.
- MASONRY RETAINING WALL

LÉGENDE

- Ⓧ LAMPADAIRE
- ① REPRÉSENTE LE NUMÉRO DANS LA PORTÉE DES TRAVAUX (IL S'AGIT ICI D'UN EMPLACEMENT TYPIQUE MAIS QUI N'EST PAS NÉCESSAIREMENT REQUIS PARTOUT). VOIR DESSIN S04 AFIN DE RETROUVER LA DESCRIPTION
- MUR DE SOUTÈNEMENT DE MAÇONNERIE

ISSUED FOR TENDER
ÉMIS POUR APPEL D'OFFRES
2013/07/03

issued or revised
émis ou révisé

no.	description	date

project

COLONEL BY DRIVE
MASONRY WALL
REHABILITATION
RÉFECTION DU MUR
DE SOUTÈNEMENT
PROM. COLONEL BY

drawing
dessin

GENERAL ARRANGEMENT III
TYPE II WALL
PLAN D'ENSEMBLE III
MUR DE TYPE II

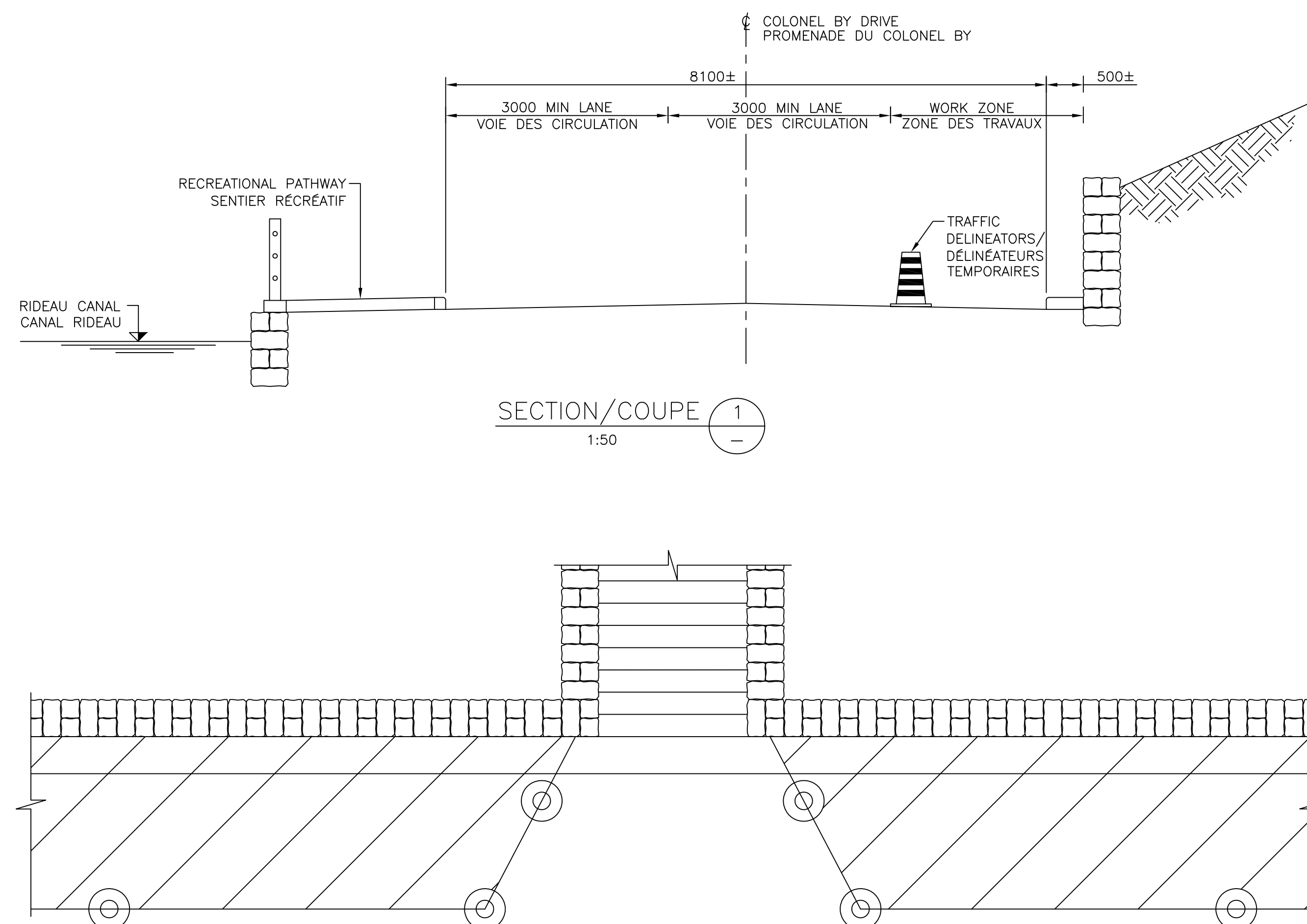

approved by
approuvé par B. BOHNE

designed by
conçu par J. SAM

drawn by
dessiné par T. NIEDZWIADK

date JUNE 2013 scale AS NOTED
no. du projet de la CCN échelle COMME INDIQUÉ

NCC project no. DC5070-10 sheet no. no. de la feuille



NOTES:

1. THIS DRAWING SHALL BE READ IN CONJUNCTION WITH DRAWINGS S01 TO S04.
2. THIS DRAWING IS SCHEMATIC ONLY, ALL CONSTRUCTION SIGNAGE TO BE SUPPLIED, INSTALLED, MAINTAINED AND REMOVED BY THE CONTRACTOR. SIGNAGE AND TRAFFIC MANAGEMENT REQUIREMENTS SHALL CONFORM WITH THE ONTARIO TRAFFIC MANUAL (OTM), BOOK 7 TEMPORARY CONDITIONS.
3. WORK ZONE SHALL BE MAXIMUM 100 METER SECTION INCLUDING TAPERS.
4. THE CONTRACTOR SHALL MAINTAIN MINIMUM 3.0m LANES OF TRAFFIC ON COLONEL BY DRIVE AT ALL TIMES DURING CONSTRUCTION.
5. RECREATIONAL PATHWAY SHALL BE OPEN TO PEDESTRIANS/ CYCLISTS AT ALL TIMES.

NOTES :

1. LIRE LE PRÉSENT DESSIN CONCURRENTEMENT AVEC LES DESSINS S01 À S04.
2. LE PRÉSENT DESSIN EST PRÉSENTÉ SOUS FORME SCHEMATIQUE SEULEMENT; TOUTES LES ENSEIGNES DE CONSTRUCTION DEVRONT ÊTRE FOURNIES, MONTÉES, ENTRENUES ET ENLEVÉES PAR L'ENTREPRENEUR. LES EXIGENCES EN MATIÈRE D'ENSEIGNES ET DE GESTION DE LA CIRCULATION DEVRONT ÊTRE CONFORMES AUX AU LIVRE 7 (CONTRÔLE DE LA CIRCULATION, SUR UNE BASE TEMPORAIRE) DU MANUEL ONTARIEN SUR LE CONTRÔLE DE LA CIRCULATION.
3. ZONES DE TRAVAIL, À DÉCOMPOSER EN SECTIONS D'AU PLUS 100 MÈTRES ET CE, COMPTE TENU DES OUVRAGES À CONCRÉTER.
4. EN TOUT TEMS AU COURS DES PRÉSENTS TRAVAUX DE CONSTRUCTION, L'ENTREPRENEUR SE DEVRA DE MAINTENIR DES VOIES DE CIRCULATION D'AU MOINS 3,0 MÈTRES DE LARGEUR.
5. SENTIER RÉCRÉATIF, DEVANT ÊTRE LAISSÉ À L'ÉTAT ACCESSIBLE PAR LES PIÉTONS ET LES CYCLISTES ET CE, EN TOUT TEMPS.

LEGEND

- ➔ TRAFFIC DIRECTION
- ⊙ ⊙ ⊙ TRAFFIC DELINEATORS

LÉGENDE

- ➔ SENS DE LA CIRCULATION
- ⊙ ⊙ ⊙ DÉLINÉATEURS TEMPORAIRES

DISCLAIMER:
The accompanying files are supplied as a matter of courtesy and are in no way to be taken as appurtenant to, associated with or in placement of copies of the officially sealed documents. The data is provided "as is" without warranty of any kind either expressed or implied. Any person(s) or organization(s) making use of or relying upon this data is responsible for confirming its accuracy and completeness. These files do not include a professional engineering stamp, bearing a signature & date and only drawings with such stamp are to be considered as true and final. McCormick Rankin is not responsible for edited or reproduced versions of this digital data.

ISSUED FOR TENDER
ÉMIS POUR APPEL D'OFFRES
2013/07/03

issued or revised
émis ou révisé

no.	description	date

project
projet

COLONEL BY DRIVE
MASONRY WALL
REHABILITATION
RÉFECTION DU MUR
DE SOUTÈNEMENT
PROM. COLONEL BY

drawing
dessin

TRAFFIC/ STAGING PLAN

PLAN DE LA CIRCULATION
ET (OU) DE LA MISE EN
STADES

approved by
approuvé par

B. BOHNE

designed by
conçu par

J. SAM

drawn by
dessiné par

T. NIEDZWIADK

date

JUNE 2013


scale AS NOTED
échelle COMME INDIQUÉ

NCC project no.
no. du projet de la CCN

DC5070-10

sheet no.
no. de la feuille

S05



TYPE I WALL AT LIGHT STANDARD
MUR DE TYPE I À LAMPADAIRE
N.T.S./P. À É.



TYPE II WALL AT LIGHT STANDARD
MUR DE TYPE II À LAMPADAIRE
N.T.S./P. À É.



FRACTURED STONE
PIERRE FRACTURÉE

MISSING STONE
PIERRE MANQUANTE

TYPE I WALL
MUR DE TYPE I
N.T.S./P. À É.



MISSING STONE
PIERRE MANQUANTE

TYPE II WALL
MUR DE TYPE II
N.T.S./P. À É.



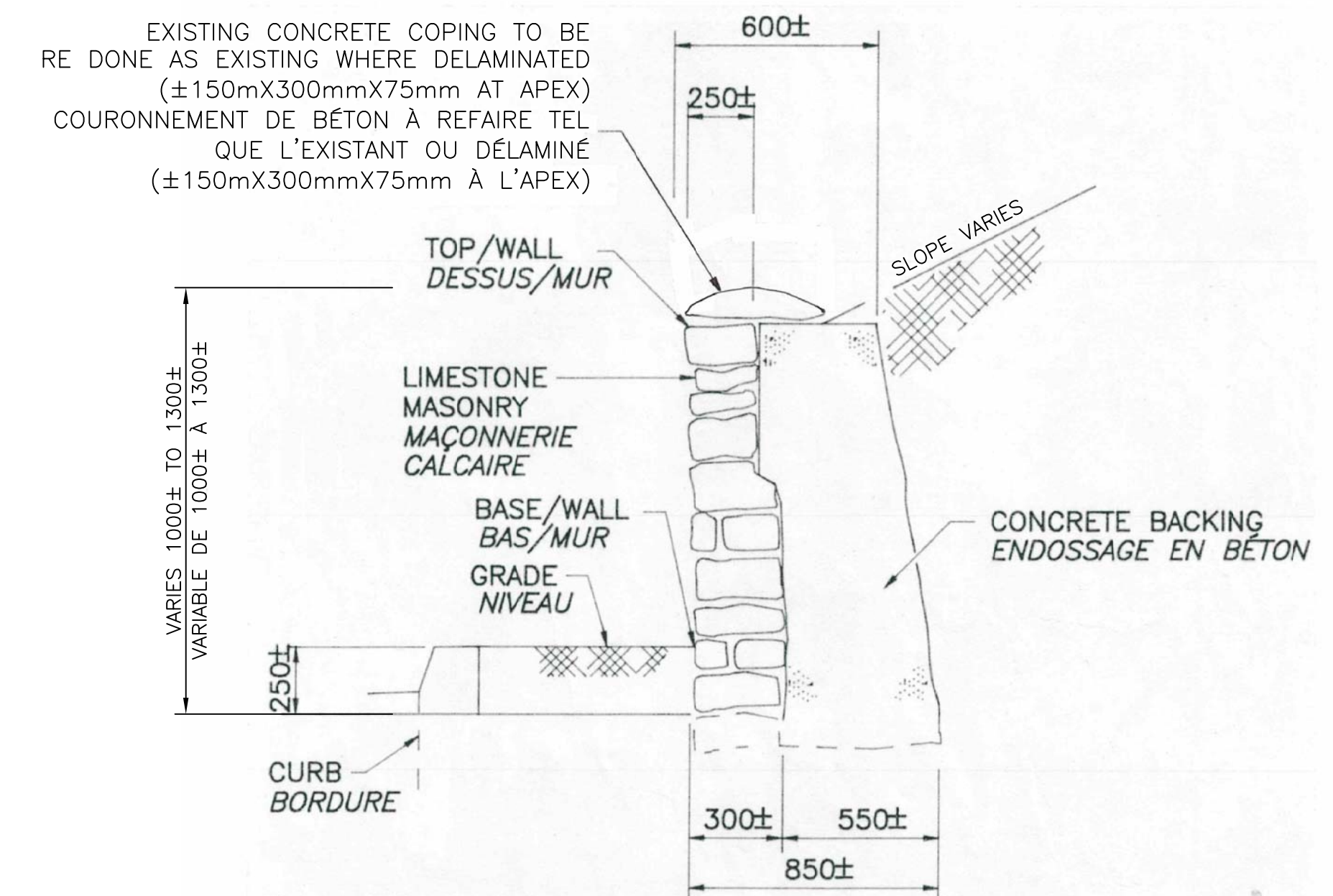
TYPE I AND TYPE II WALL AT STAIR LOCATION
MURS DES TYPES I ET II À L'ESCALIERS
N.T.S./P. À É.

NOTES:

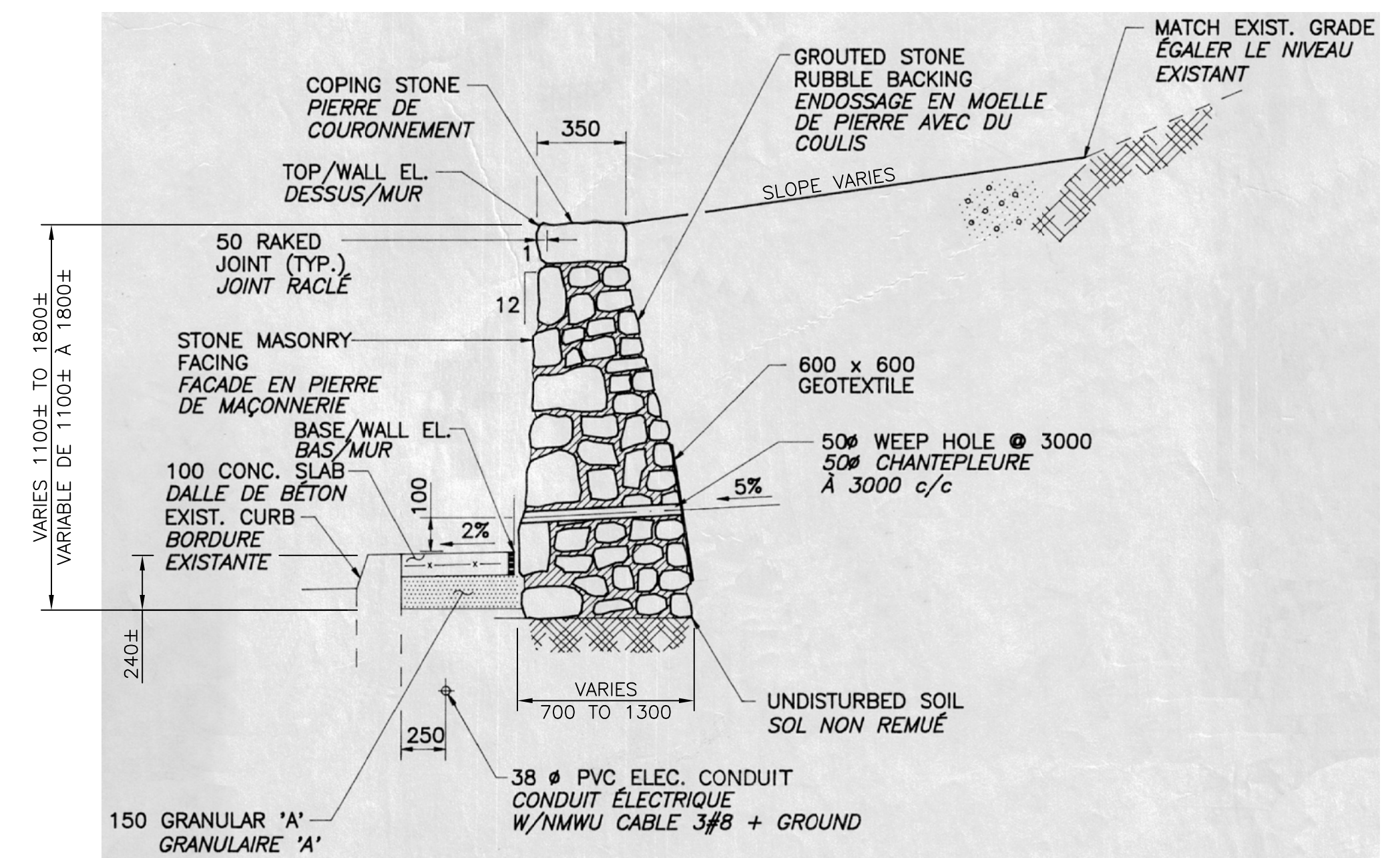
1. THIS DRAWING SHALL BE READ IN CONJUNCTION WITH DRAWINGS S01 TO S04.

NOTES :

1. LIRE LE PRÉSENT DESSIN CONJOINTEMENT AVEC LES DESSINS S01 À S04.



SECTION - TYPICAL TYPE I WALL
SECTION - MUR DE TYPE I TYPIQUE
1:20



SECTION - TYPICAL TYPE II WALL
SECTION - MUR DE TYPE II TYPIQUE
1:20

issued or revised émis ou révisé		
no.	description	date
project projet		
	COLONEL BY DRIVE MASONRY WALL REHABILITATION	
	RÉFECTION DU MUR DE SOUTÈNEMENT PROM. COLONEL BY	
drawing dessin		
	MASONRY REPAIR DÉTAILS I	
	RÉPARATION DE MAÇONNERIE DÉTAILS I	
approved by approuvé par		
	B. BOHNE	
designed by conçu par		
	J. SAM	
drawn by dessiné par		
	T. NIEDZWIADK	
date		
	JUNE 2013	
scale échelle		
	AS NOTED COMME INDIQUÉ	
NCC project no. no. du projet de la CCN		sheet no. no. de la feuille
DC5070-10		S06

ISSUED FOR TENDER
ÉMIS POUR APPEL D'OFFRES
2013/07/03

DISCLAIMER:
The accompanying files are supplied as a matter of courtesy and are in no way to be taken as appurtenant to, associated with or in placement of copies of the officially sealed documents. The data is provided "as is" without warranty of any kind either expressed or implied. Any person(s) or organization(s) making use of or relying upon this data is responsible for confirming its accuracy and completeness. These files do not include a professional engineering stamp, bearing a signature & date and only drawings with such stamp are to be considered as true and final. McCormick Rankin is not responsible for edited or reproduced versions of this digital data.

issued or revised
émis ou révisé

no.	description	date

project
projet
**COLONEL BY DRIVE
MASONRY WALL
REHABILITATION
RÉFECTION DU MUR
DE SOUTÈNEMENT
PROM. COLONEL BY**

drawing
dessin
**MASONRY REPAIR
DETAILS II
RÉPARATION DE
MAÇONNERIE DÉTAILS II**

approved by
approuvé par
designed by
conçu par
drawn by
dessiné par
date
scale
échelle

B. BOHNE
J. SAM
T. NIEDZWIADK
JUNE 2013
AS NOTED
COMME INDIQUÉ

NCC project no.
no. du projet de la CCN
DC5070-10

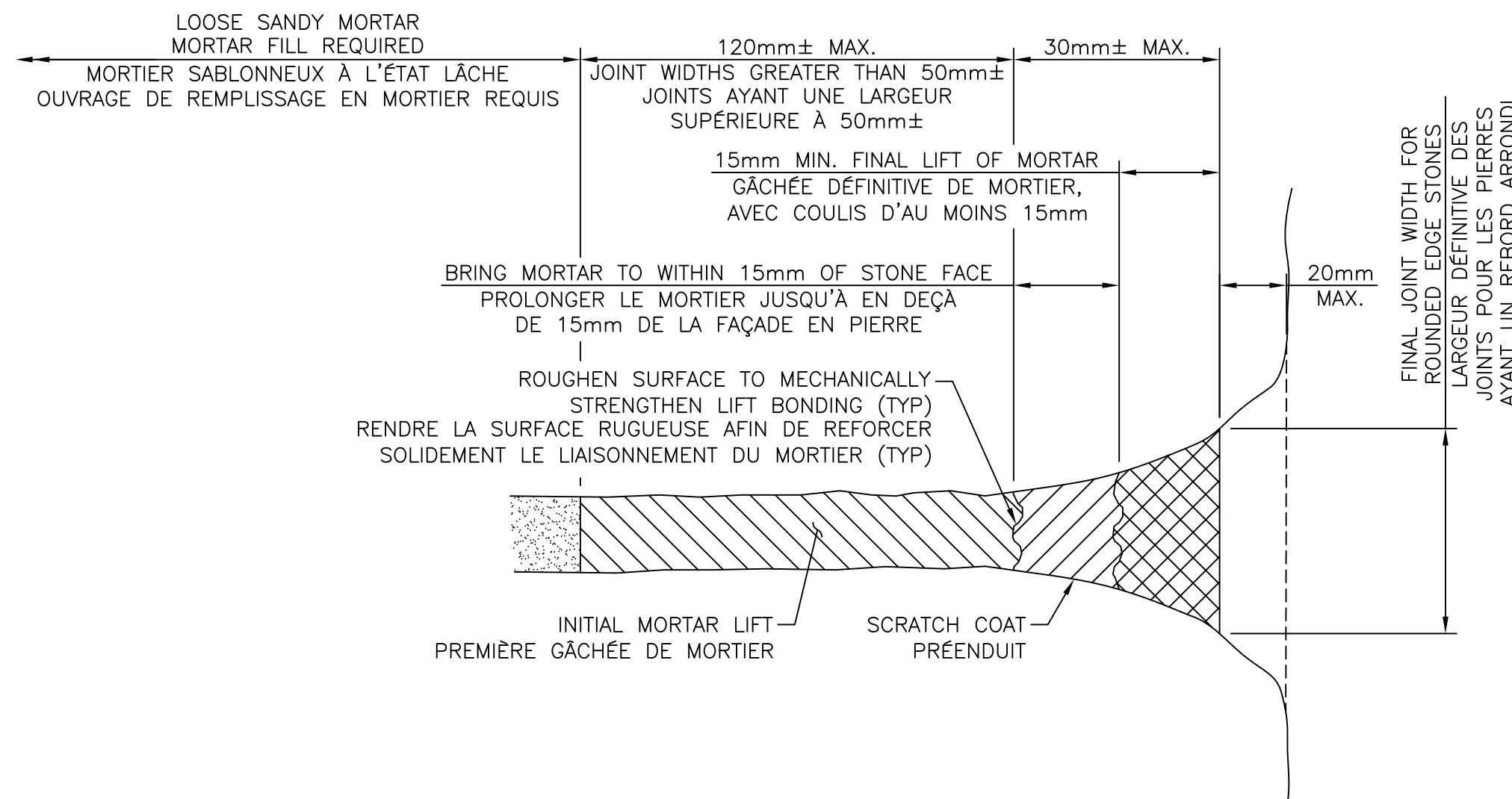
sheet no.
no. de la feuille
S07

NOTES:

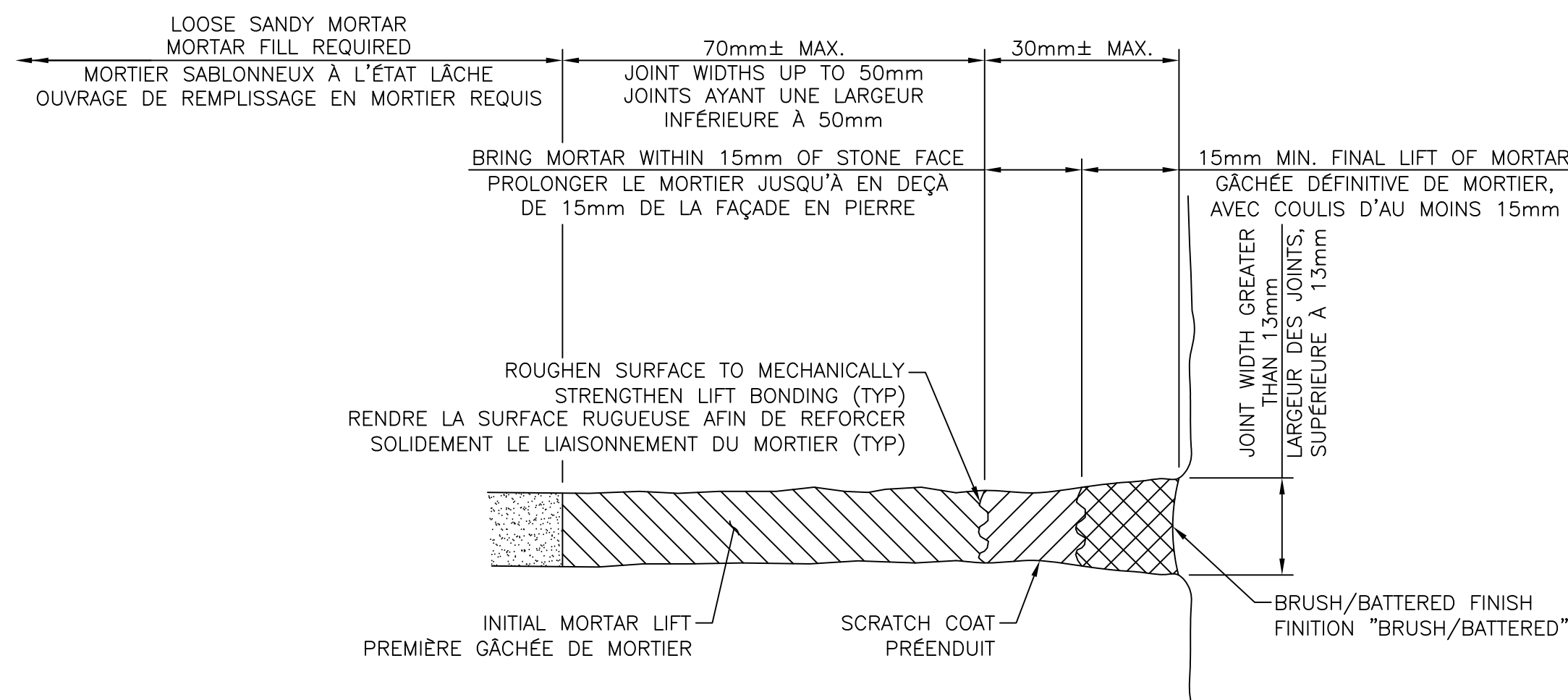
1. THIS DRAWING SHALL BE READ IN CONJUNCTION WITH DRAWINGS S01 TO S04.
2. ALL JOINTS TO HAVE BRUSH/BATTERED FINISH.

NOTES :

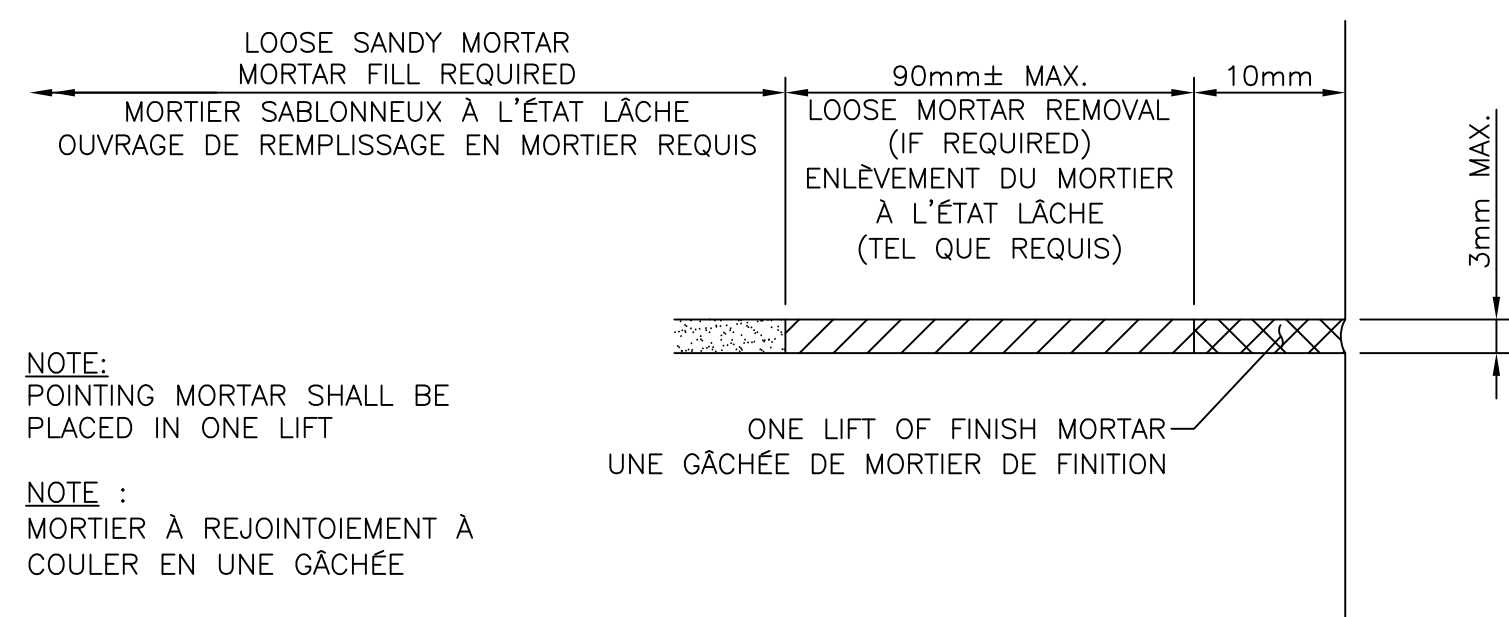
1. LIRE LE PRÉSENT DESSIN CONJOINTEMENT AVEC LES DESSINS S01 À S04.
2. TOUS LES JOINTS AURONT UN FINI "BRUSH/BATTERED".



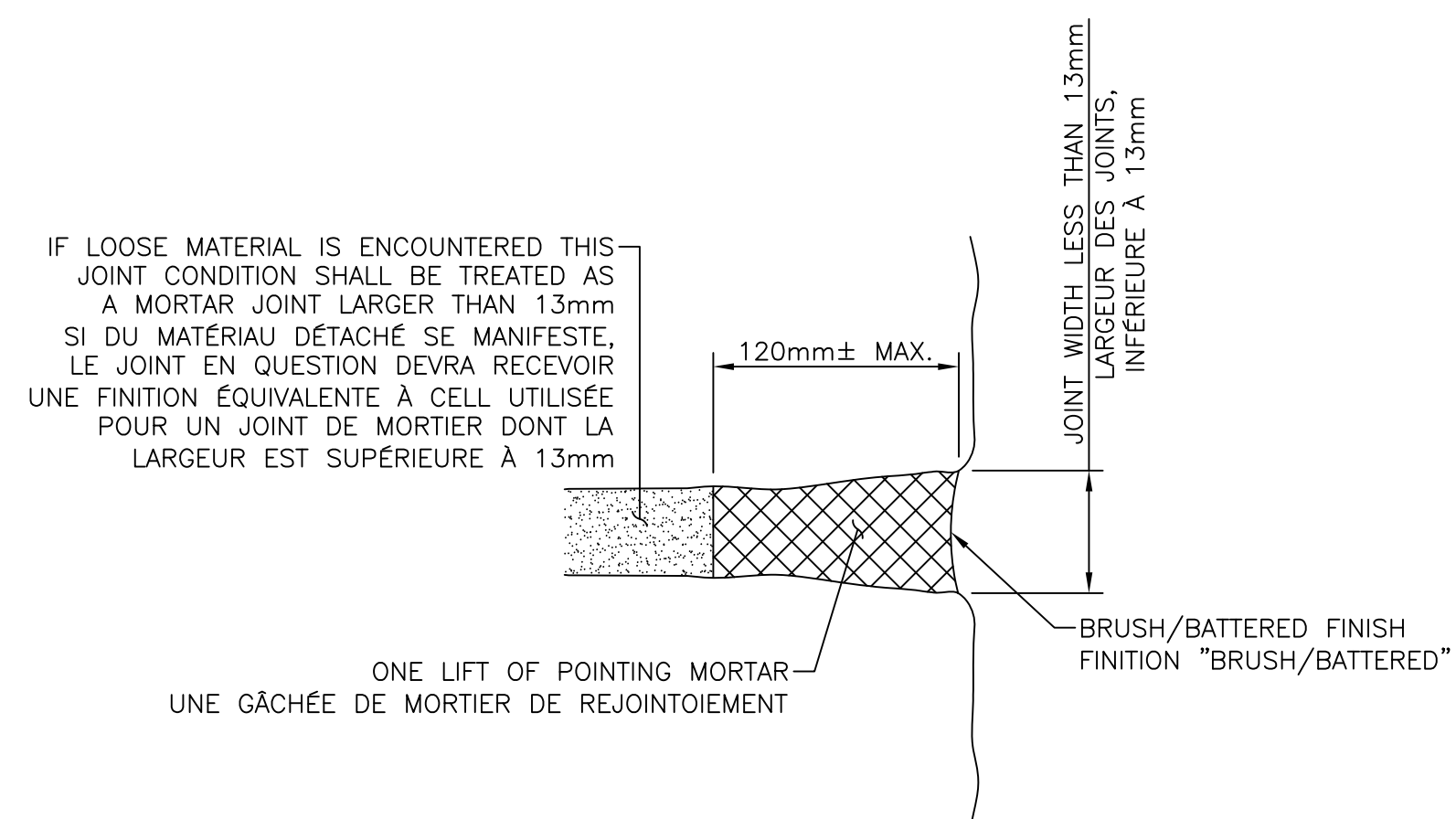
2 WALL – JOINT TREATMENT AT LOCATIONS WHERE STONE EDGES ARE ROUNDED
(APPROX. 5% OF TOTAL JOINTS)
MUR TYPE 2 – FINITION DES JOINTS AUX EMBLEMENTS DONT LES REBORDS EN PIERRE SONT ARRONDIS
(APPROX. 5% DES JOINTS TOTAL)



TYPE 2 WALL – JOINT TREATMENT WHERE EDGES ARE SQUARE AND JOINT WIDTH GREATER THAN 13mm
(APPROX. 95% OF TOTAL JOINTS)
MUR TYPE 2 – FINITION DES JOINTS AUX EMBLEMENTS DONT LES REBORDS SONT CARRÉS ET LA LARGEUR DES JOINT EST SUPÉRIEURE À 13mm
(APPROX. 95% DES JOINTS TOTAL)



JOINT TREATMENT AT LOCATIONS WHERE STONE EDGES ARE CUT FINISHED
FINITION DES JOINTS AUX EMBLEMENTS DONT LES REBORDS DE LA PIERRE SONT FINIS PAR COUPAGE



TYPE 1 WALL – JOINT TREATMENT WHERE JOINT WIDTH GREATER THAN 3mm AND LESS THAN 13mm
MUR TYPE 1 – FINITION DES JOINTS AUX EMBLEMENTS DONT LA LARGEUR DES JOINTS EST PLUS DE 3mm ET MOINS DE 13mm

TYPICAL STONE MASONRY JOINT FINISHES
FINITION TYPIQUE DES JOINTS DE MAÇONNERIE EN PIERRE
N.T.S. / P. À É.

DISCLAIMER:
The accompanying files are supplied as a matter of courtesy and are in no way to be taken as appurtenant to, associated with or in placement of copies of the officially sealed documents. The data is provided "as is" without warranty of any kind either expressed or implied. Any person(s) or organization(s) making use of or relying upon this data is responsible for confirming its accuracy and completeness. These files do not include a professional engineering stamp, bearing a signature & date and only drawings with such stamp are to be considered as true and final. McCormick Rankin is not responsible for edited or reproduced versions of this digital data.

*ISSUED FOR TENDER
ÉMIS POUR APPEL D'OFFRES
2013/07/03*

