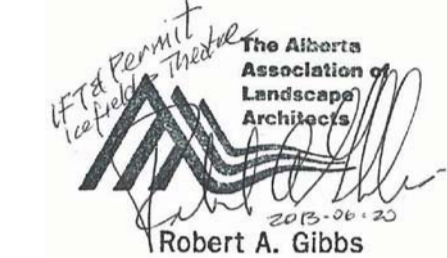


Consultant's Name
Nom de l'expert-conseil



EIDOS CONSULTANTS INCORPORATED

Consultant's Name
Nom de l'expert-conseil



Eng. Stamp
Scieu de l'ingénieur


Consultant's Name
Nom de l'expert-conseil

Eng. Stamp
Scieu de l'ingénieur

DO NOT SCALE DRAWINGS

Revision/Revision	Description/Description	Date/Date
1	ISSUED FOR ADDENDUM #1	13/07/26
0	ISSUED FOR TENDER AND PERMIT	13/06/20

Client/client



Western and Northern Region / Ouest et Nord du Canada

Project title/Titre du projet
**JASPER NATIONAL PARK
ICEFIELD CENTRE
RECAPITALIZATION PACKAGE 4.6
NEW GALLERY THEATRE**

Approved by/Approve par

Designed by/Concept par

Drawn by/Dessine par

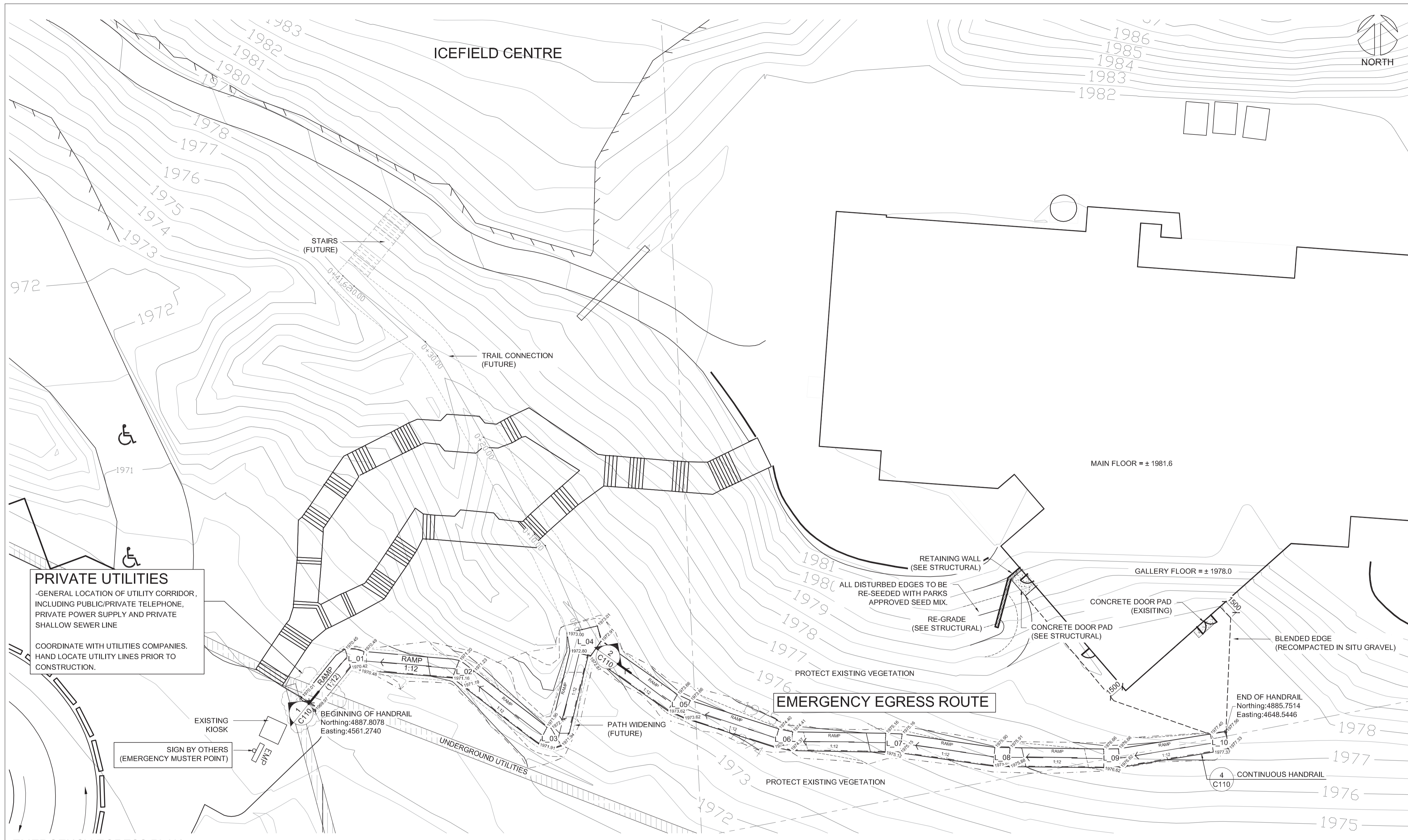
PWGSC Project Manager/Administrateur de Projets TPSGC
GERALD GALAMBOS
PWGSC, Architectural and Engineering Resources Manager/
Ressources Architectural et de Directeur d'Ingénierie, TPSGC
PWGSC-RM

Client/client
PARKS CANADA

Drawing title/Titre de dessin

**GALLERY THEATRE
EMERGENCY ACCESS ROUTE**

Project No./No. du projet	Sheet/Feuille	Revision no./ Lvs Révision no.
R.015790.001	C100 1 OF 2	1



PRIVATE UTILITIES
-GENERAL LOCATION OF UTILITY CORRIDOR,
INCLUDING PUBLIC/PRIVATE TELEPHONE,
PRIVATE POWER SUPPLY AND PRIVATE
SHALLOW SEWER LINE

COORDINATE WITH UTILITIES COMPANIES.
HAND LOCATE UTILITY LINES PRIOR TO
CONSTRUCTION.

EXISTING KIOSK
SIGN BY OTHERS
(EMERGENCY MUSTER POINT)

EMERGENCY EGRESS PLAN
SCALE = 1:200

NOTES:
• CONSTRUCTION ACTIVITIES ARE TO KEEP A MINIMAL FOOTPRINT
• PROTECT EXISTING VEGETATION

TRAIL LENGTHS

FIRE EGRESS ROUTE	103 l.m
-------------------	---------

HANDRAIL LENGTH

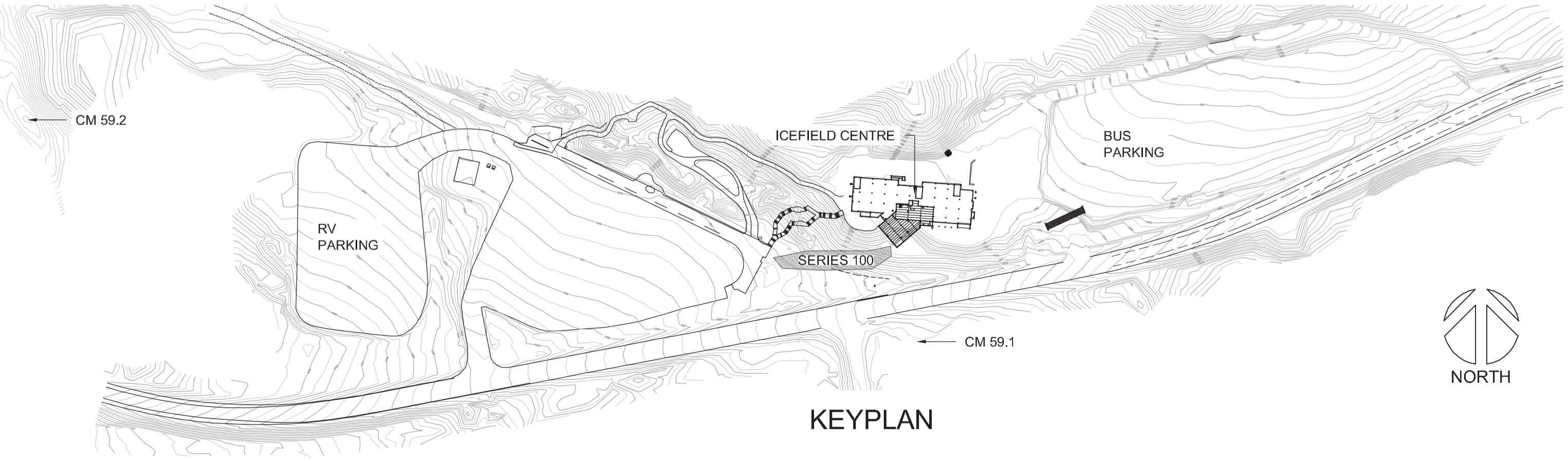
FIRE EGRESS ROUTE	105 l.m
-------------------	---------

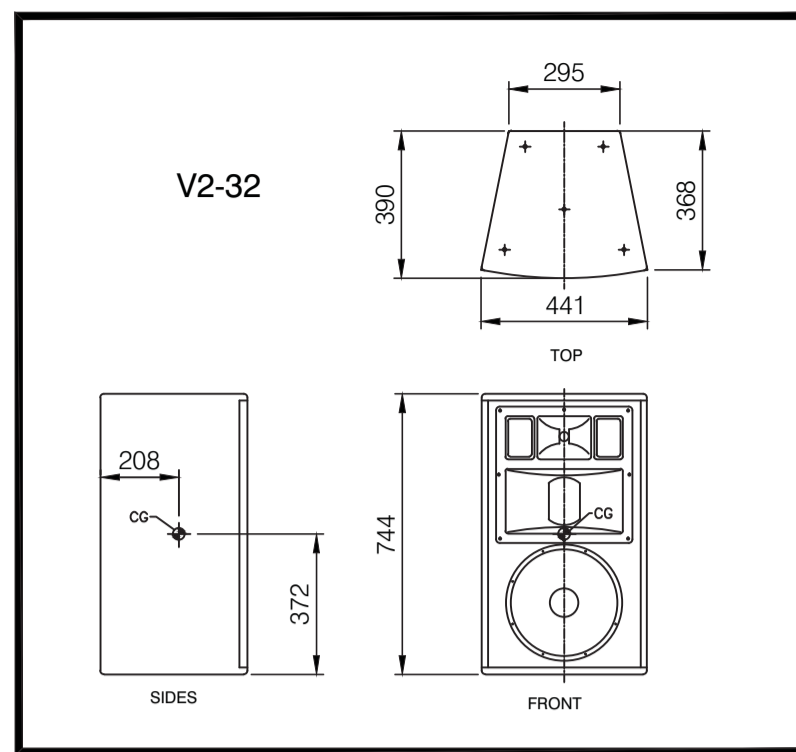
ALBERTA ONE-CALL
1-800-242-3447



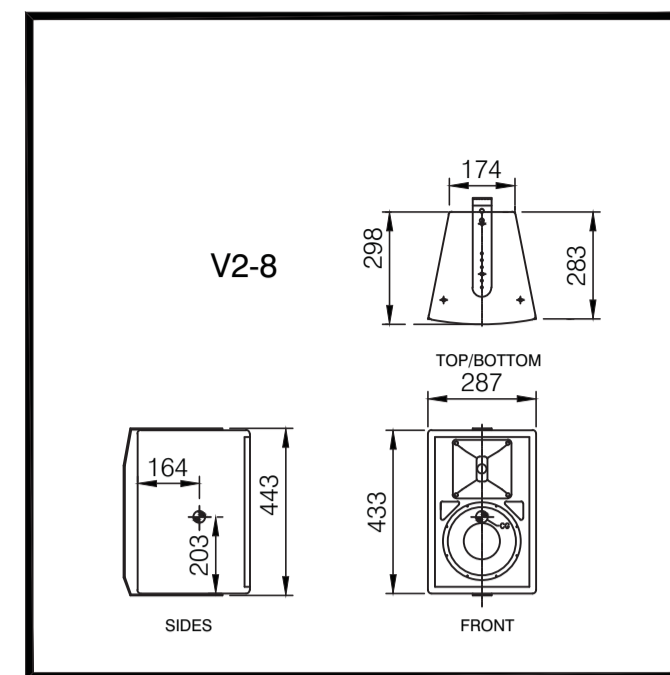
MASTER LEGEND

--- --	DISTURBANCE BOUNDARY
--- --	PROPOSED MAJOR CONTOUR
--- --	PROPOSED MINOR CONTOUR
--- --	CONTINUOUS HANDRAIL

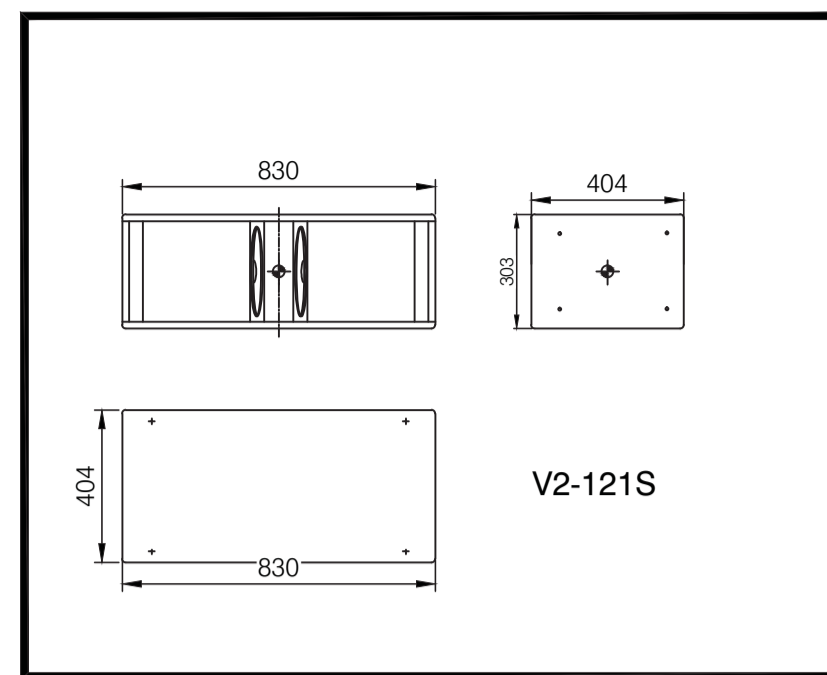




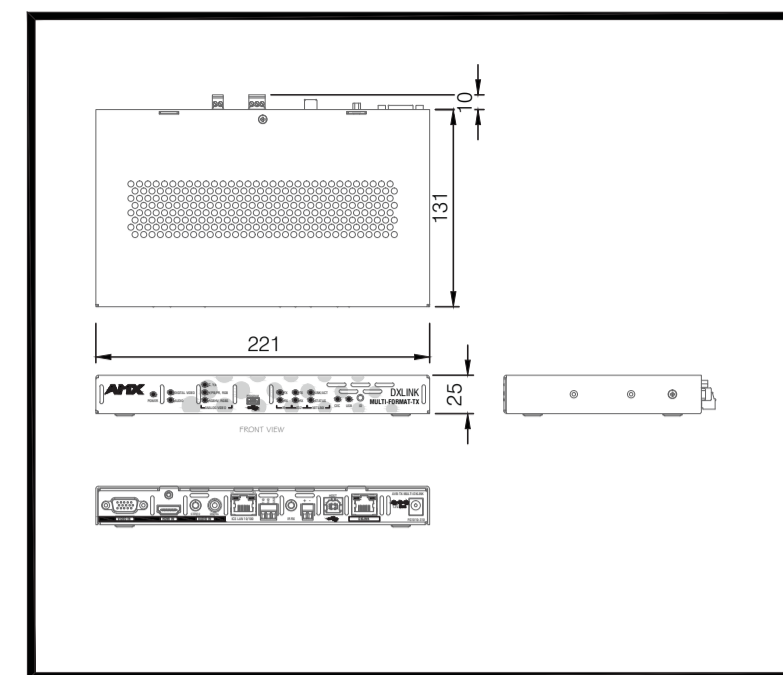
LOR SPEAKER DETAIL
1:20



SL,SR,RL, RR SPEAKER DETAIL
1:20




SUBWOOFER DETAIL
1:10



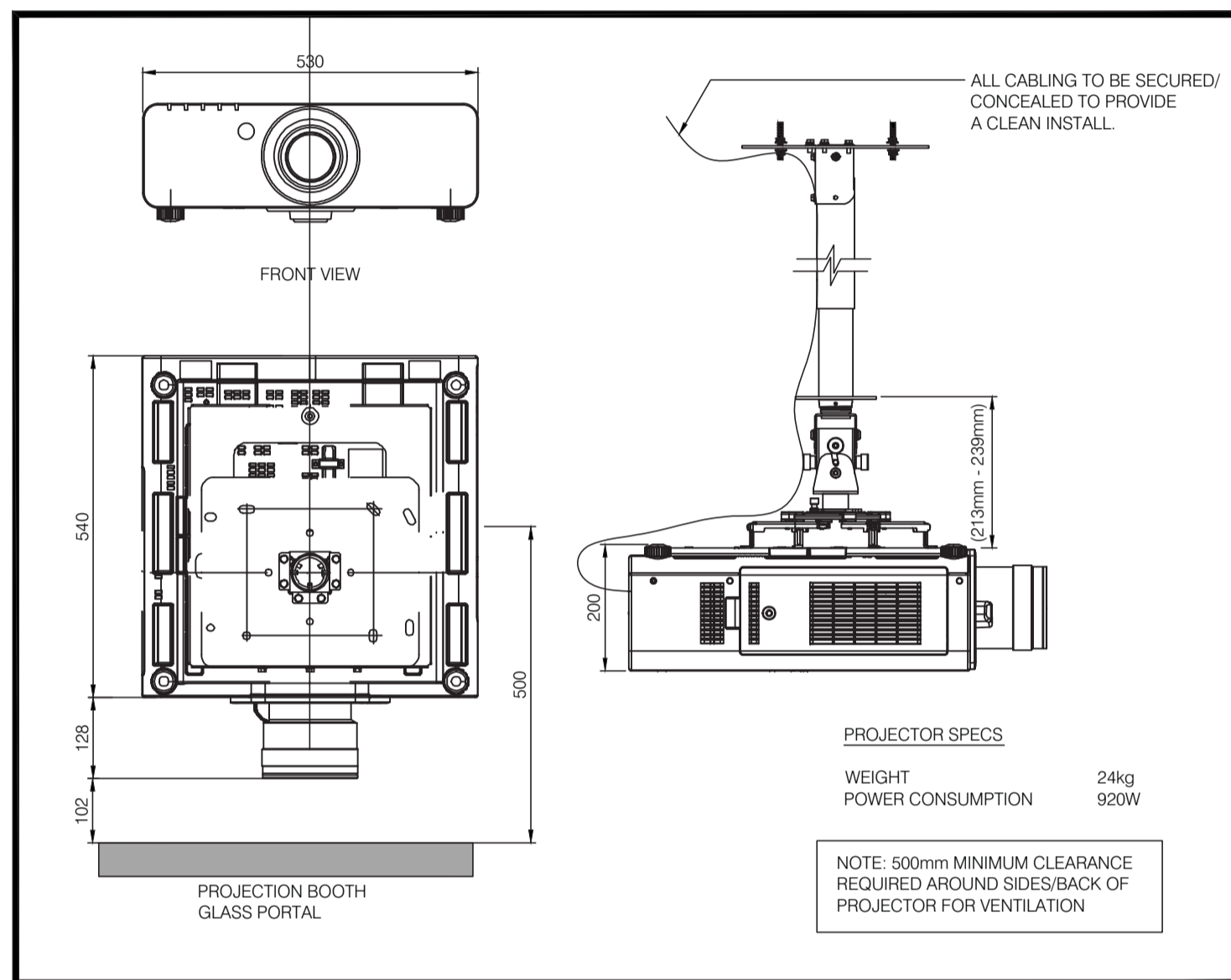
PODIUM UTP TRANSMITTER
1:10

AV NOTES
REFER TO THE FOLLOWING DIVISION 27 SPECIFICATION SECTIONS WHICH PROVIDE ADDITIONAL INSTALLATION REQUIREMENTS FOR THE THEATRE AV SYSTEM:
1. 27 0 19 SUMMARY, OVERVIEW, AND ADMINISTRATION;
2. 27 41 16 AUDIO VISUAL SYSTEMS AND EQUIPMENT;
3. 27 41 80 AUDIO VISUAL CABLES AND CONNECTORS.
ALL CABLING FOR AV AND AV CONTROL SYSTEM DEVICES TO BE SUPPLIED AND INSTALLED BY AV CONTRACTOR

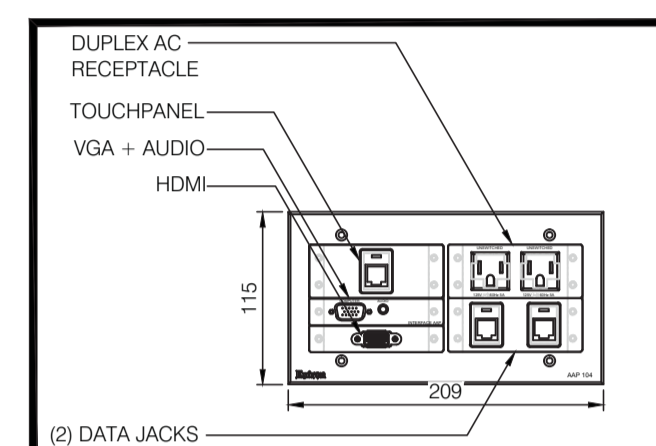
NOTE:
SEE DRAWING E660 FOR INFRASTRUCTURE AND POWER/DATA REQUIREMENTS



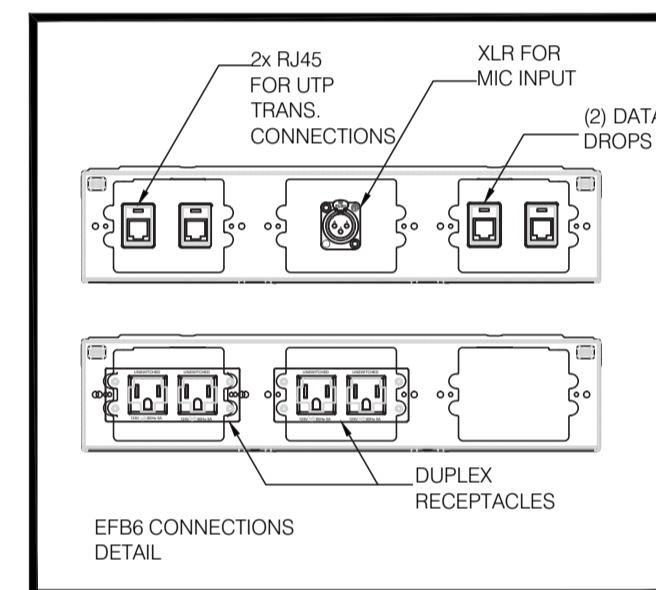
RACKMOUNT AV INPUT PLATE
N.T.S.



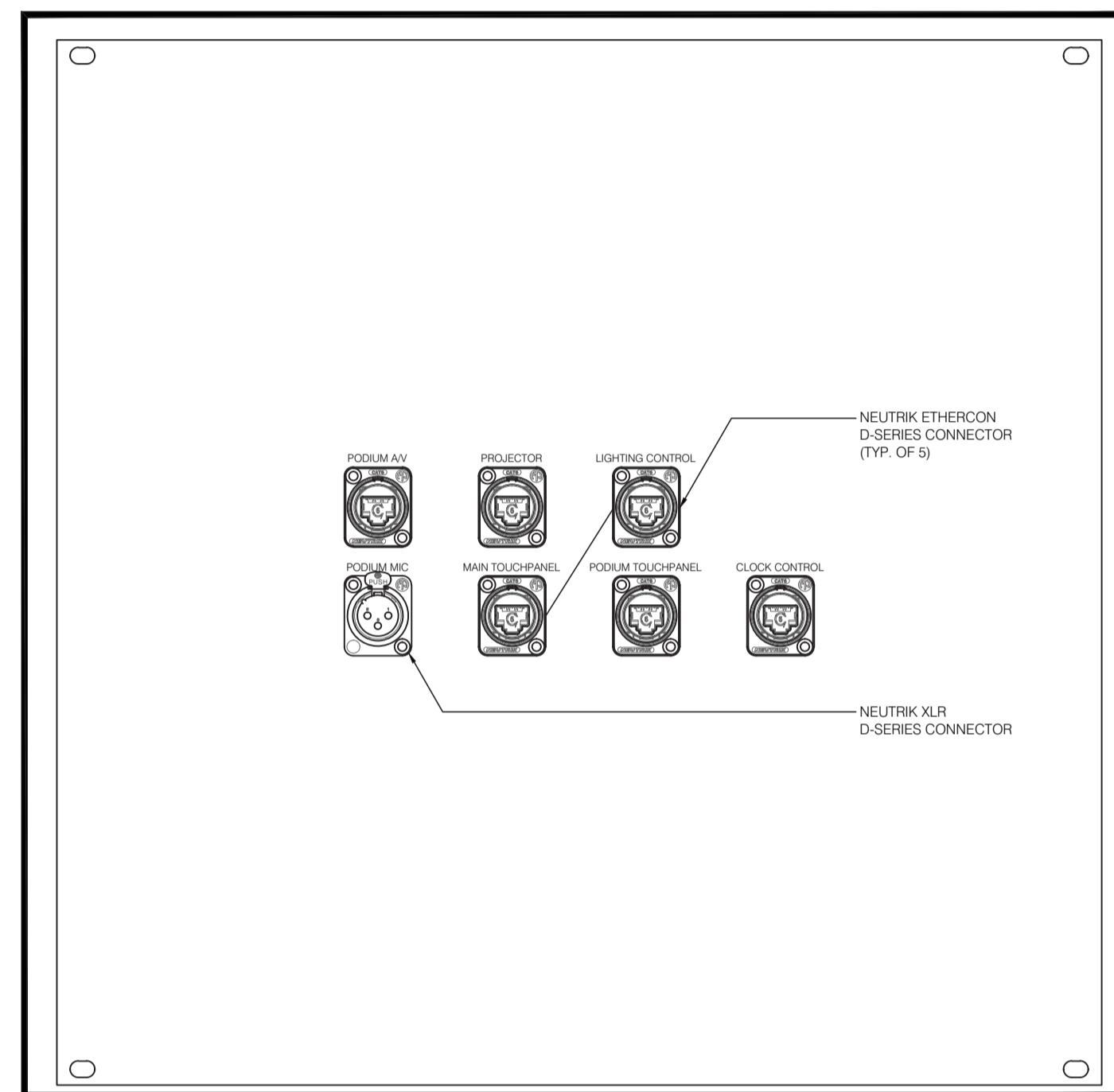
PROJECTOR/MOUNT DETAILS
1:10



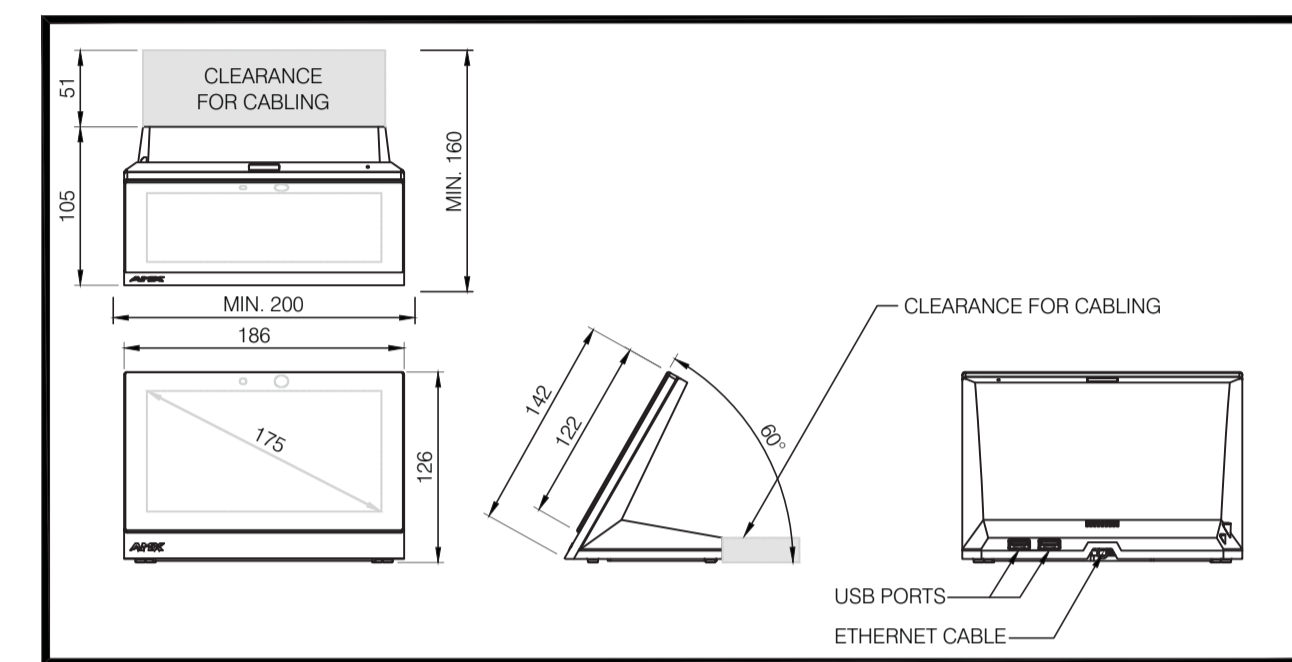
PODIUM INPUT PLATE
1:10



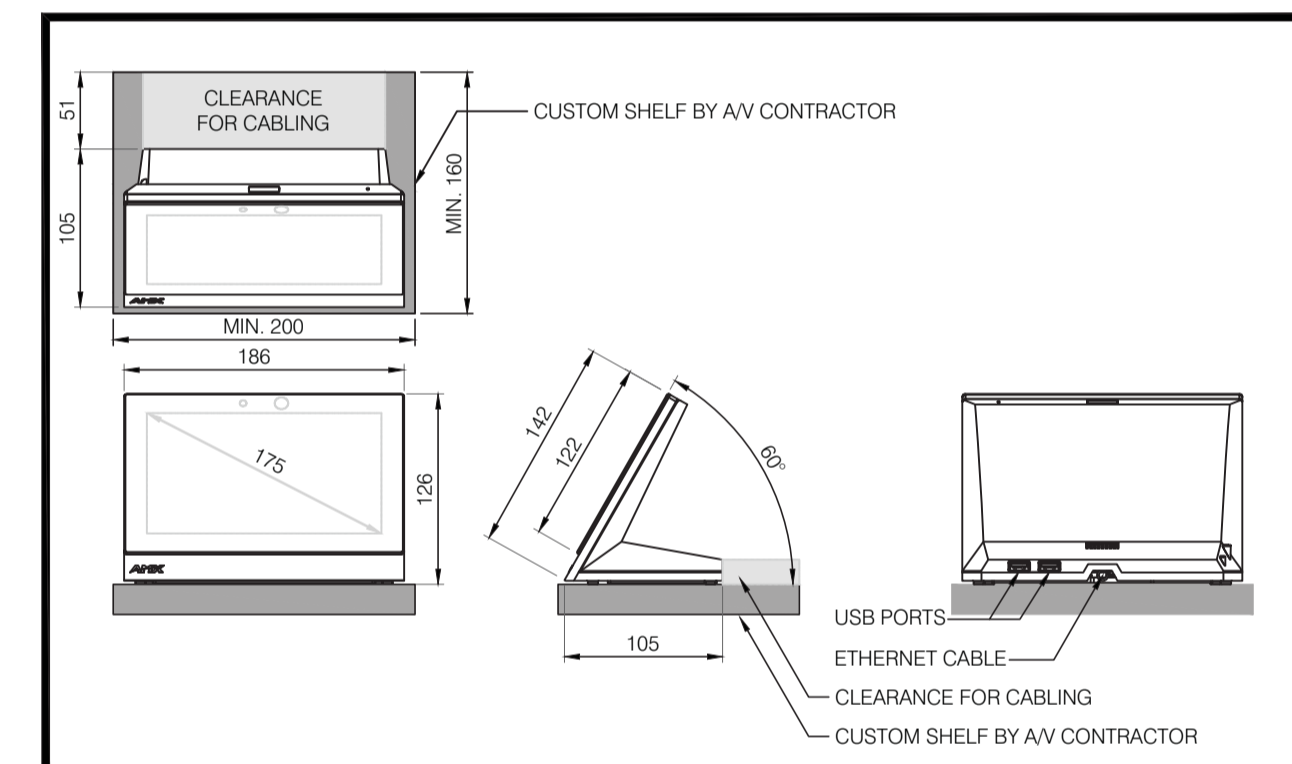
FLOORBOX MOUNTING PLATES
1:10



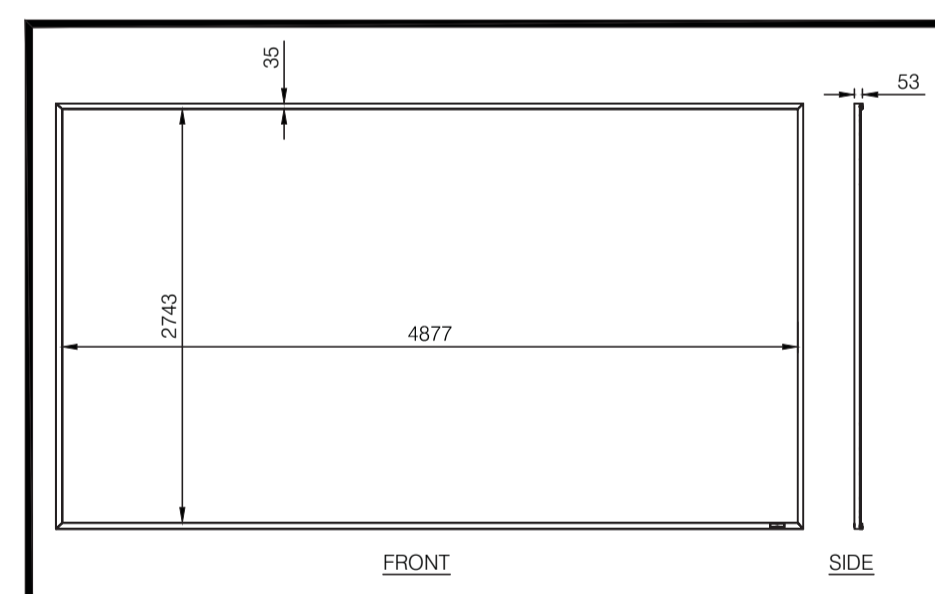
300 x 300 JUNCTION BOX COVER
N.T.S.



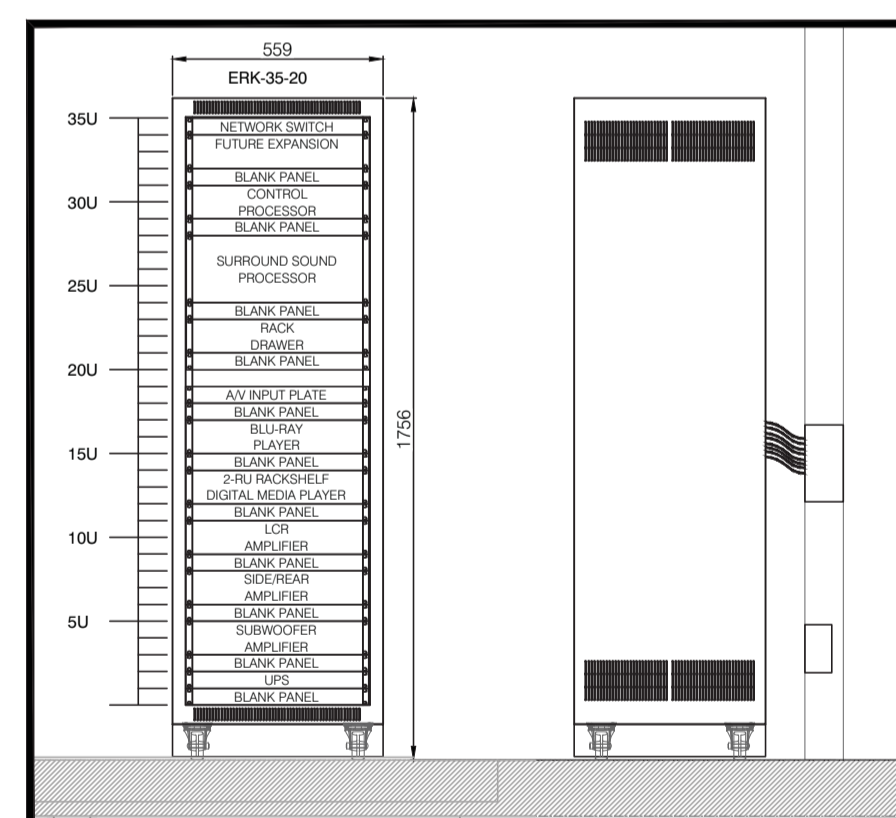
7" TABLETOP TOUCHSCREEN
1:10



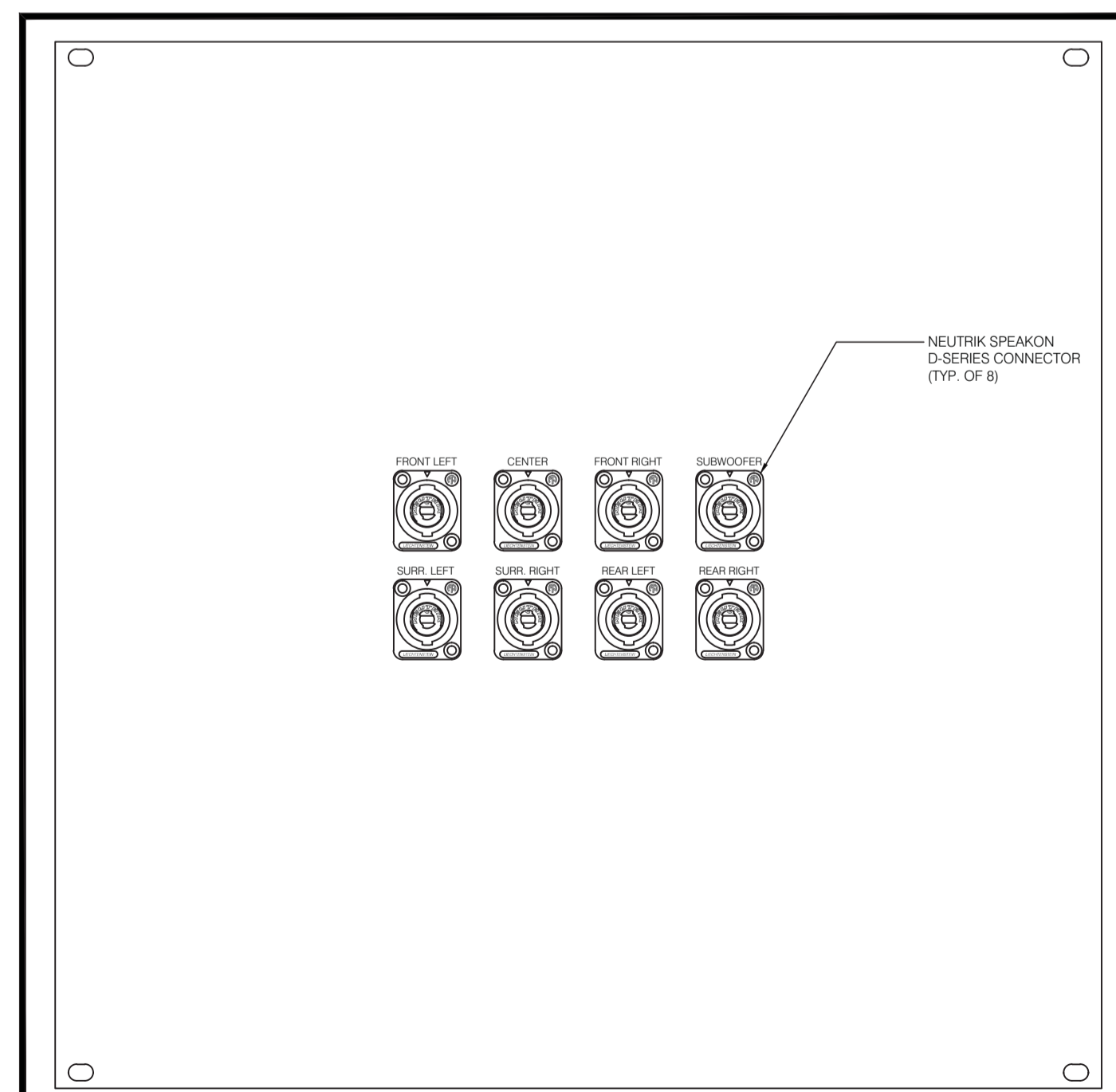
7" SHELF MOUNT TOUCHSCREEN
1:10



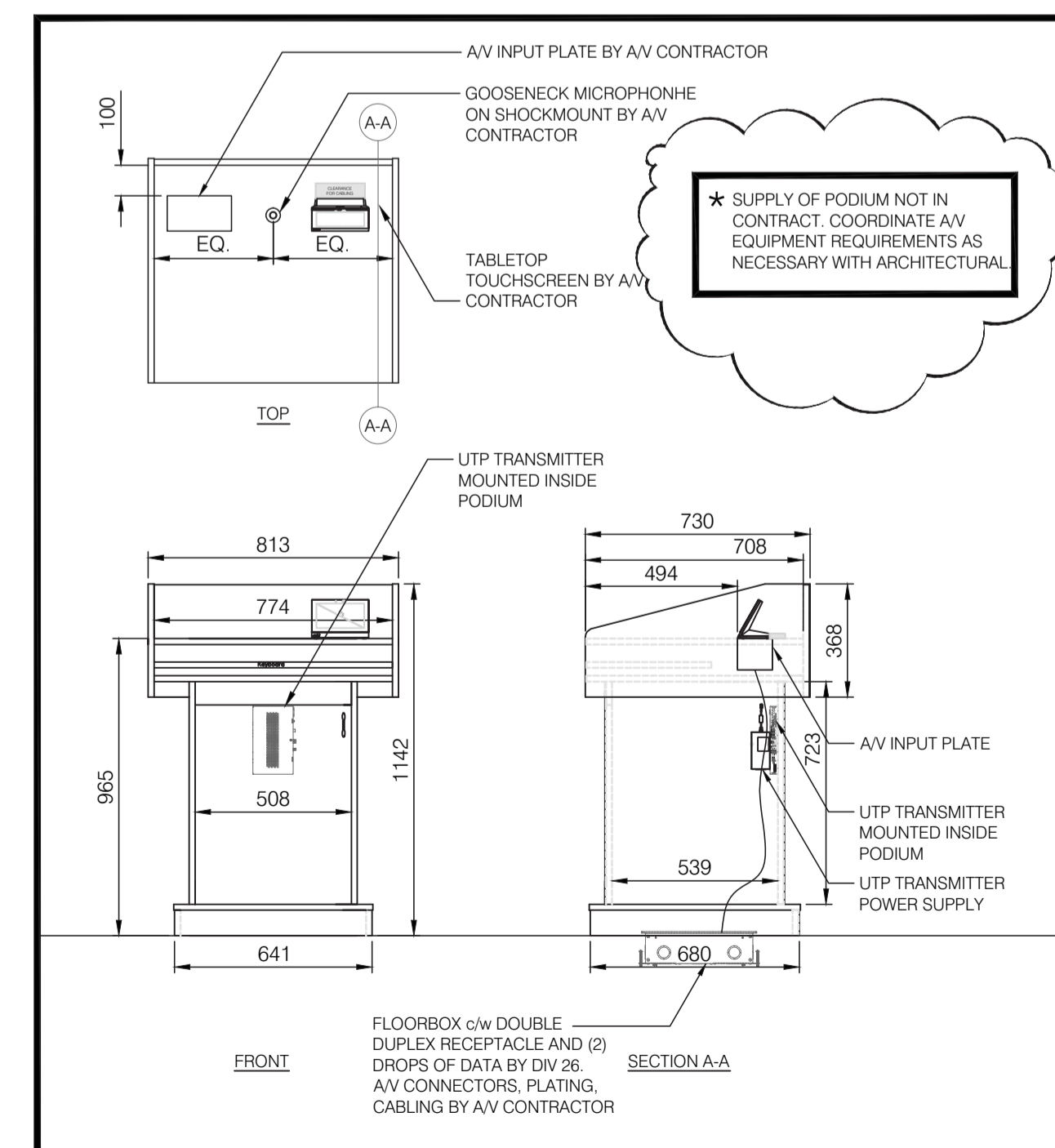
PROJECTION SCREEN FRAME DETAIL
1:10



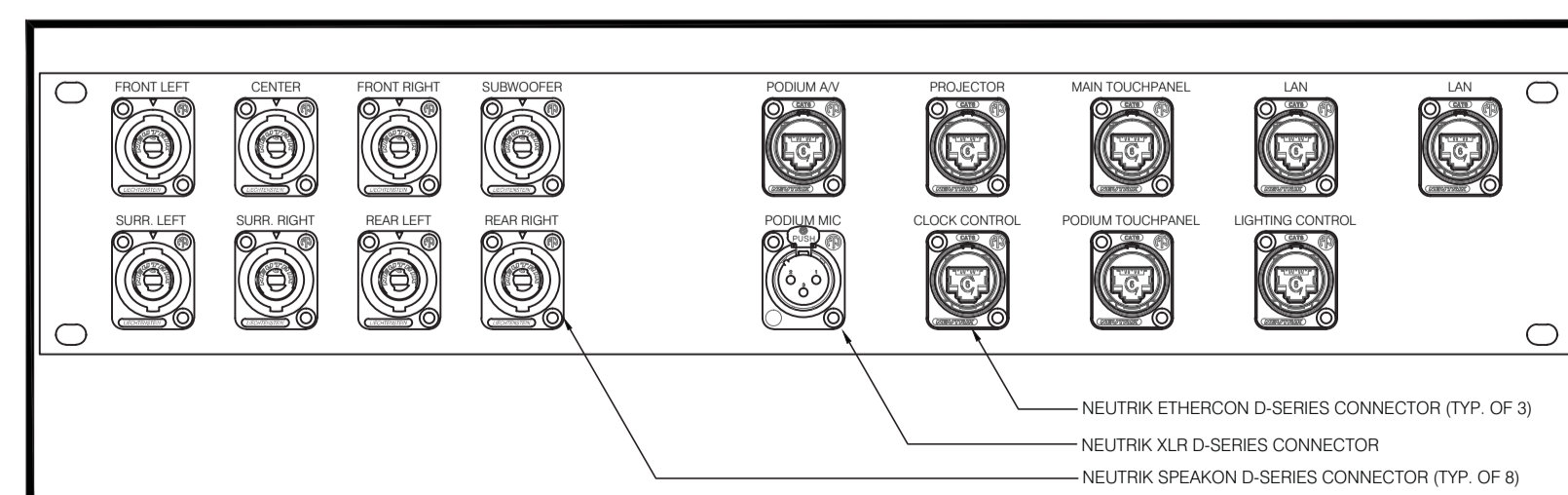
REMOVABLE AV RACK DETAIL
1:10



300 x 300 JUNCTION BOX COVER
N.T.S.




PODIUM AV EQUIPMENT LAYOUT
1:20



EQUIPMENT RACK REAR CONNECTOR PANEL
N.T.S.

Consultant's Name
Nom de l'expert-conseil



Consultant's Name
Nom de l'expert-conseil

Eng. Stamp
Sceau de l'ingénieur

Consultant's Name
Nom de l'expert-conseil

Eng. Stamp
Sceau de l'ingénieur

DO NOT SCALE DRAWINGS

Revision/	Description/Description	Date/Date
3	ISSUE FOR ADDENDUM 01	130730
2	ISSUE FOR TENDER	130619
1	ISSUE FOR 70% REVIEW	130522

Revision/	Description/Description	Date/Date
Client/client	Parks Canada Agency / L'Agence Parcs Canada	
Western and Northern Region	Ouest et Nord du Canada	

Project title/Titre du projet
**JASPER NATIONAL PARK
ICEFIELD CENTRE
RECAPITALIZATION PACKAGE 4.6
NEW GALLERY THEATRE**

Approved by/Approve par

Designed by/Concept par

Drawn by/Dessine par

PWGSC Project Manager/Administrateur de Projets TP5GC

GERALD GALAMBOS

PWGSC, Architectural and Engineering Resources Manager/

Ressources Architecturales et de Directeur d'ingénierie, TP5GC

Client/client

PARKS CANADA

Drawing title/Titre du dessin

**AV EQUIPMENT
DETAILS**

Project No./No. du projet

R.015790.001

Sheet/Feuille

E664

Revision no./



Consultant's Name
Nom de l'expert-conseil



ACUMEN ENGINEERING
SUMNER, BC V6A 4K7
PH: 250.733.8888
WWW.ACUMENENGINEERING.COM

Consultant's Name
Nom de l'expert-conseil

Eng. Stamp
Sceau de l'ingénieur

Consultant's Name
Nom de l'expert-conseil

Eng. Stamp
Sceau de l'ingénieur

DO NOT SCALE DRAWINGS

Revision/Revision	Description/Description	Date/Date
3	ISSUE FOR ADDENDUM 01	130730
2	ISSUE FOR TENDER	130619
1	ISSUE FOR 70% REVIEW	130522

Client/client
 Parks Canada Agency / L'Agence Parcs Canada
 Western and Northern Region / Ouest et Nord du Canada

Project title/Titre du projet
**JASPER NATIONAL PARK
 ICEFIELD CENTRE
 RECAPITALIZATION PACKAGE 4.6
 NEW GALLERY THEATRE**

Approved by/Approve par

Designed by/Concept par
SAS/MW

Drawn by/Dessine par
SAS/MW

PWSSC Project Manager/Administrateur de Projets TPSSC
GERALD GALAMBOS

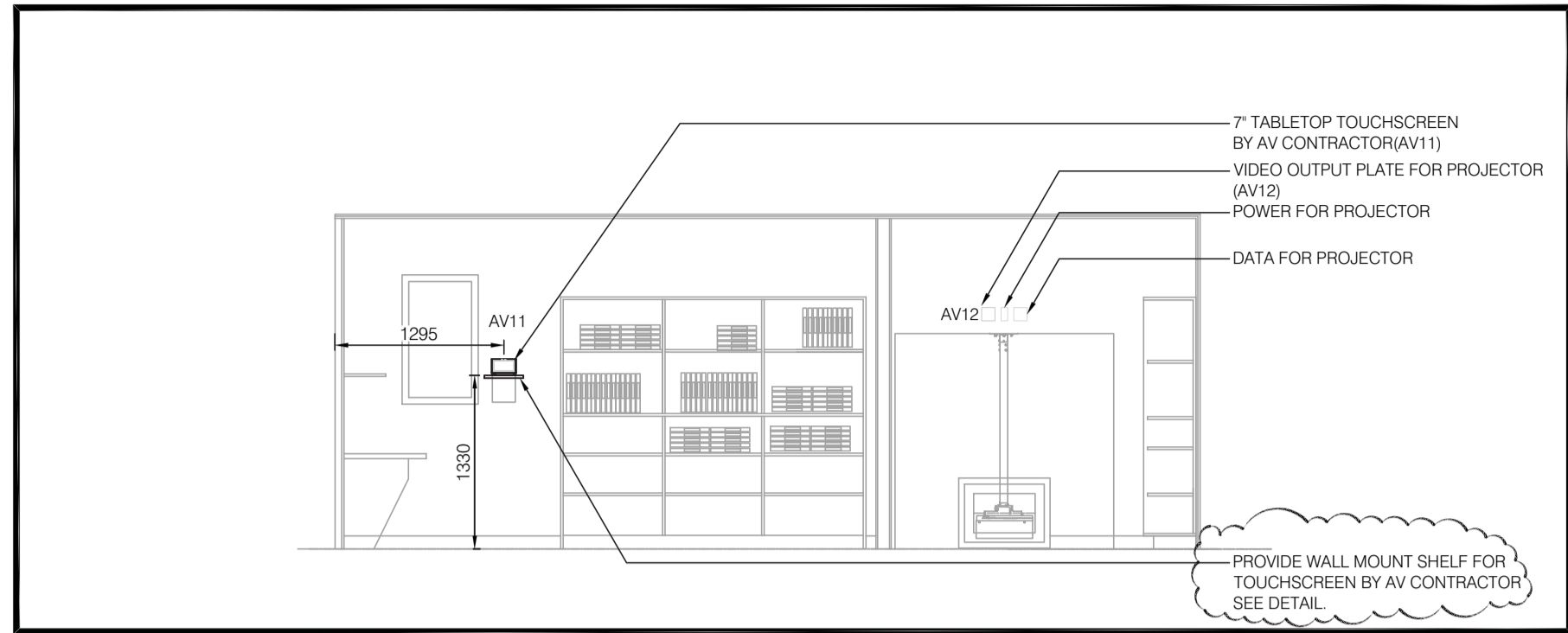
PWSSC, Architectural and Engineering Resources Manager/
Ressources Architecturales et de Directeur d'ingénierie, TPSSC

Client/client
PARKS CANADA

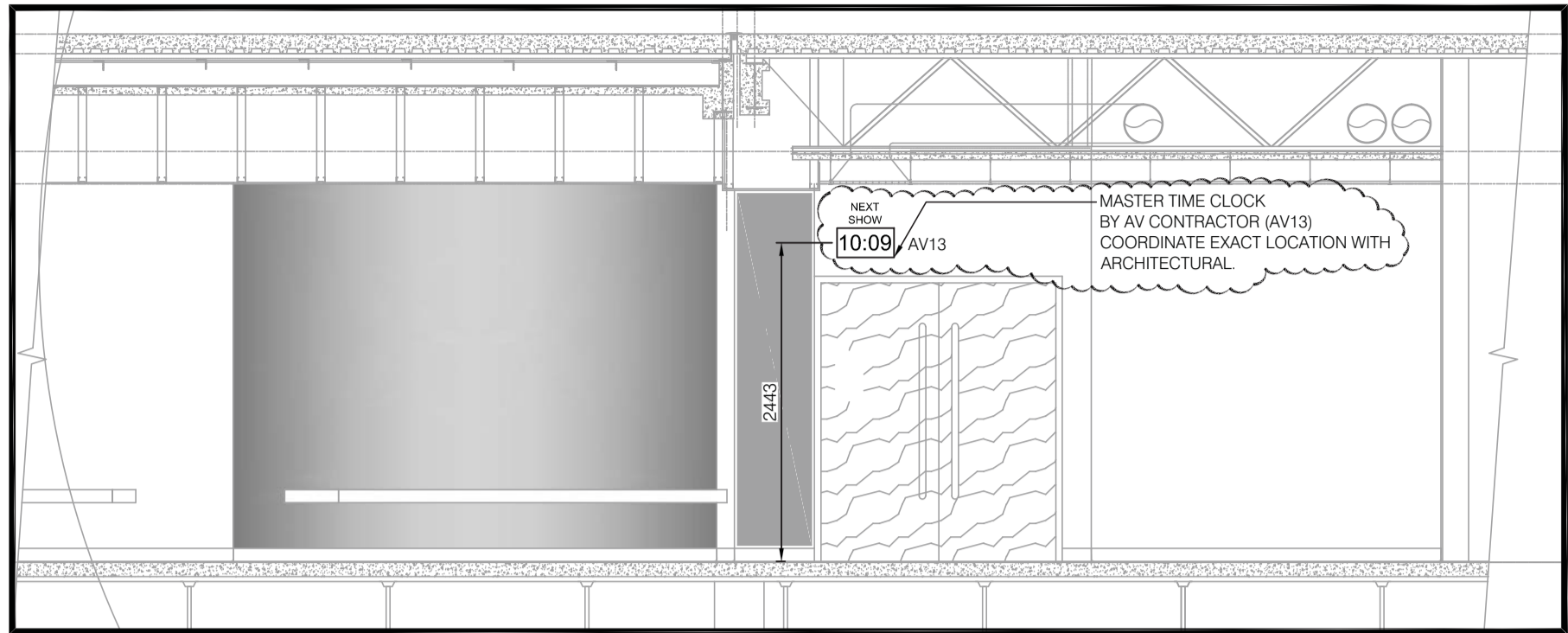
Drawing title/Titre du dessin

**A/V EQUIPMENT
 LAYOUTS &
 ELEVATIONS**

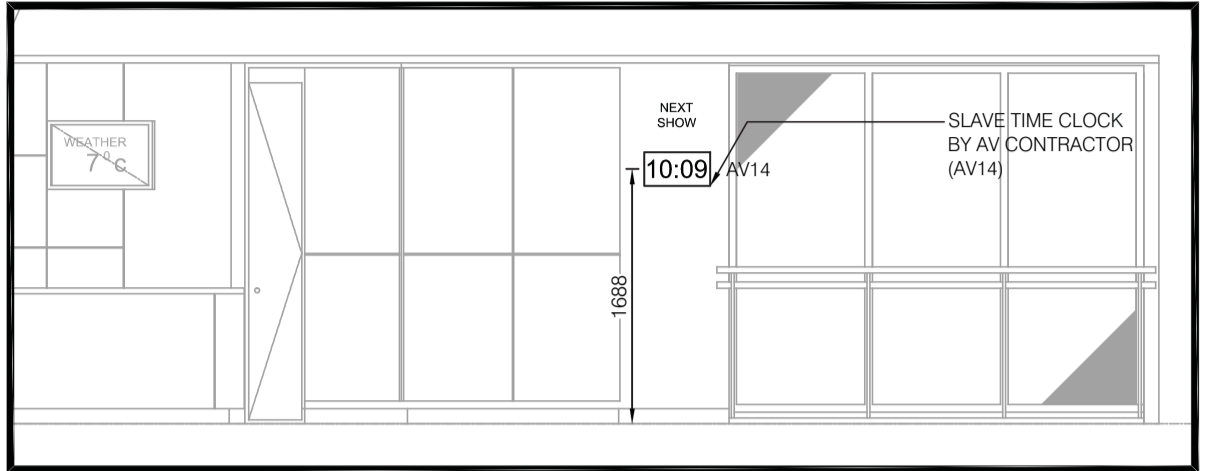
Project No./No. du projet: R.015790.001
 Sheet/Feuille: E663
 Revision no./No. de révision: [blank]



PROJECTION ROOM SOUTH WALL
1:50



THEATRE ENTRANCE MASTER TIME CLOCK
1:50



MAIN FLOOR VIEWING AREA SLAVE TIMECLOCK
1:50

A/V NOTES
 REFER TO THE FOLLOWING DIVISION 27 SPECIFICATION SECTIONS WHICH PROVIDE ADDITIONAL INSTALLATION REQUIREMENTS FOR THE THEATRE A/V SYSTEM:
 1. 27 0 19 SUMMARY, OVERVIEW, AND ADMINISTRATION;
 2. 27 41 16 AUDIO VISUAL SYSTEMS AND EQUIPMENT;
 3. 27 41 80 AUDIO VISUAL CABLES AND CONNECTORS.
 ALL CABLING FOR A/V AND A/V CONTROL SYSTEM DEVICES TO BE SUPPLIED AND INSTALLED BY AV CONTRACTOR



Consultant's Name
 Nom de l'expert-conseil



Consultant's Name
 Nom de l'expert-conseil

Eng. Stamp
 Sceau de l'ingénieur

Consultant's Name
 Nom de l'expert-conseil

Eng. Stamp
 Sceau de l'ingénieur

DO NOT SCALE DRAWINGS

Revision/Revision	Description/Description	Date/Date
3	ISSUE FOR ADDENDUM 01	130730
2	ISSUE FOR TENDER	130619
1	ISSUE FOR 70% REVIEW	130522

Client/client
 Parks Canada Agency / L'Agence Parcs Canada
 Western and Northern Region / Ouest et Nord du Canada

Project title/Titre du projet
**JASPER NATIONAL PARK
 ICEFIELD CENTRE
 RECAPITALIZATION PACKAGE 4.6
 NEW GALLERY THEATRE**

Approved by/Approve par

Designed by/Concept par
 SAS/MW

Drawn by/Dessine par
 SAS/MW

PWGSC Project Manager/Administrateur de Projets TPSCG
 GERALD GALAMBOS

PWGSC, Architectural and Engineering Resources Manager/
 Ressources Architecturales et de Directeur d'ingénierie, TPSCG

Client/client
 PARKS CANADA

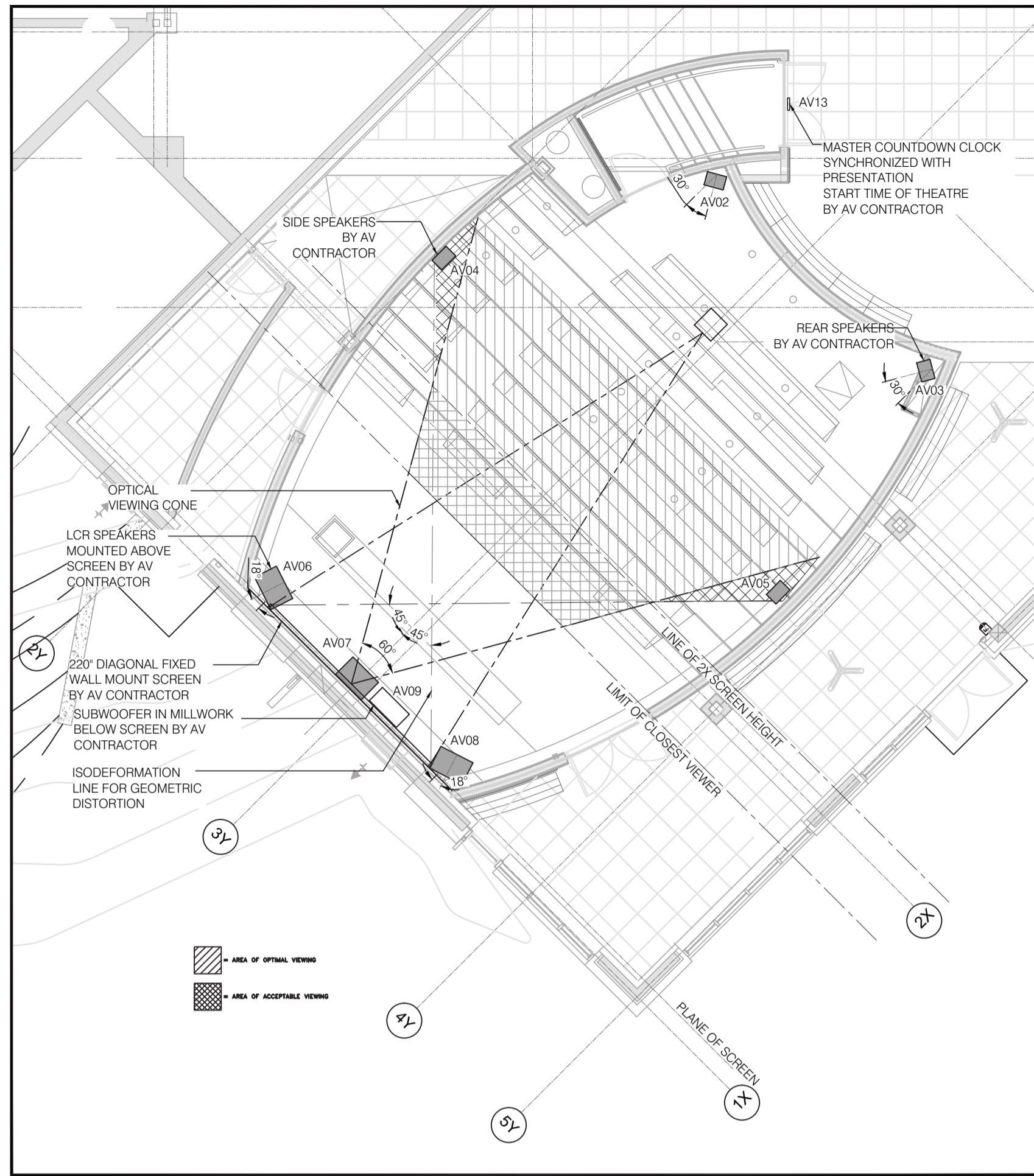
Drawing title/Titre du dessin

**AV EQUIPMENT
 LAYOUTS AND
 ELEVATIONS**

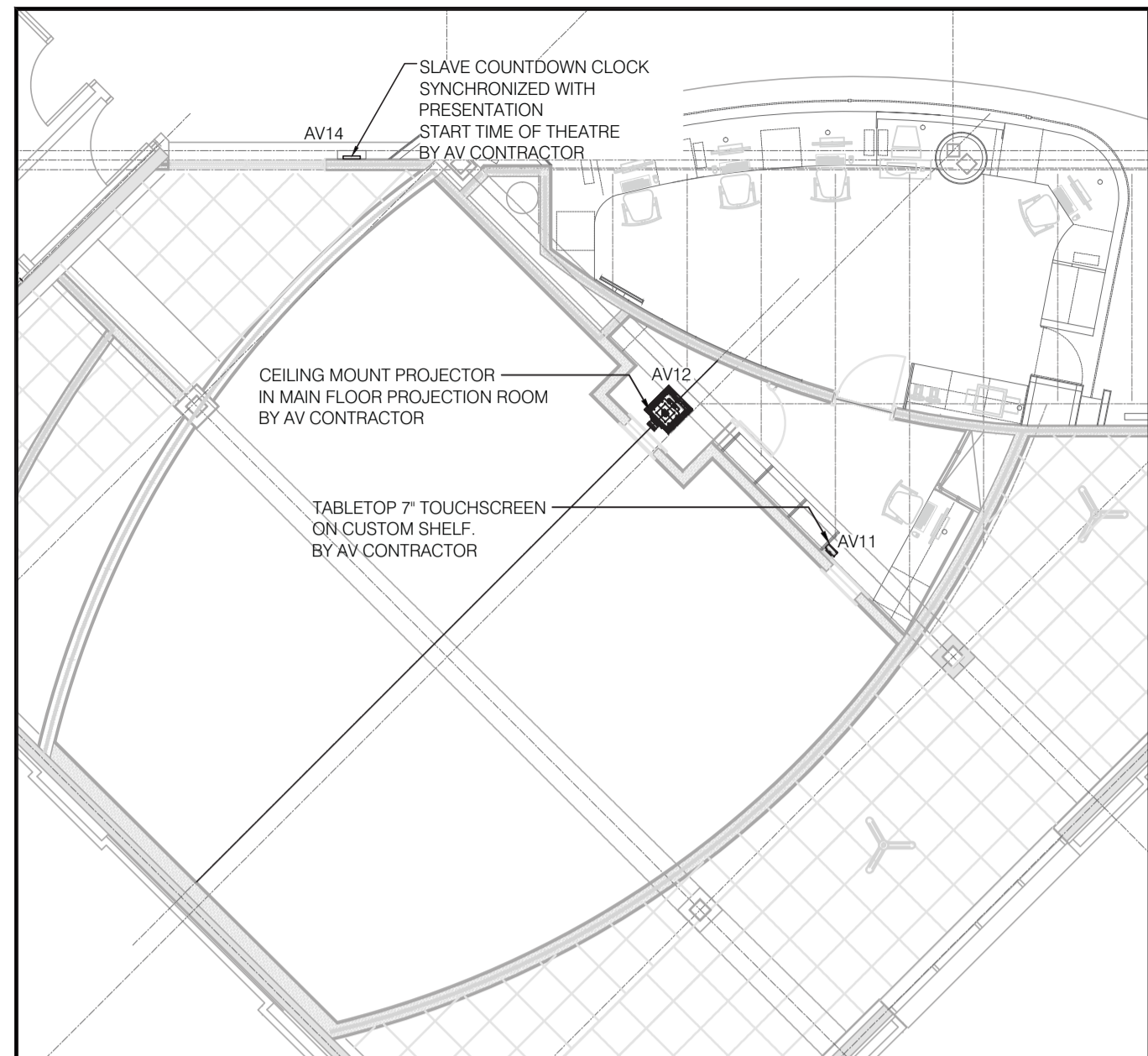
Project No./No. du projet
R.015790.001

Sheet/Feuille
E662

Revision no./No. de révision
 [Blank]

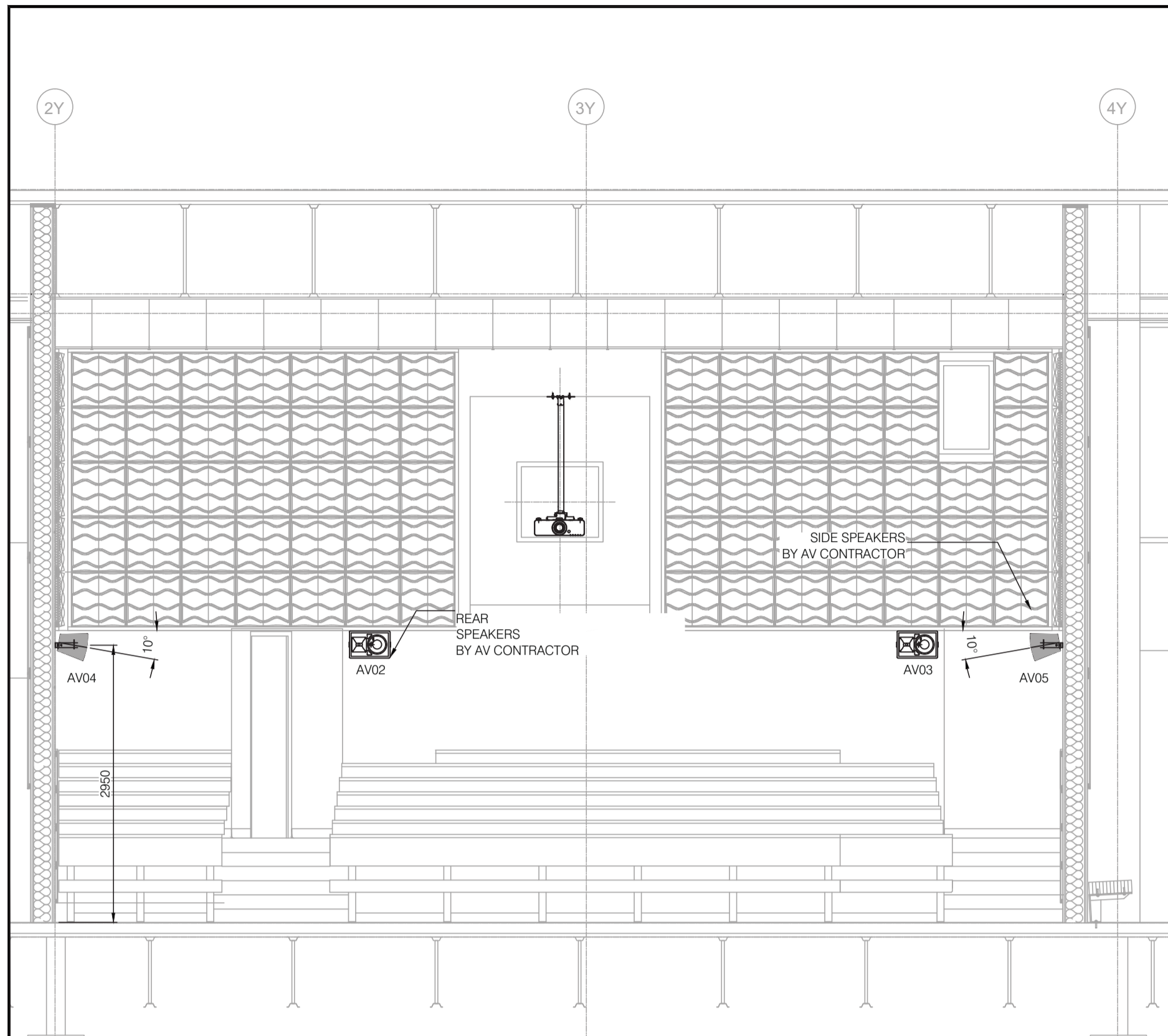


THEATRE PLAN VIEW
 1:100

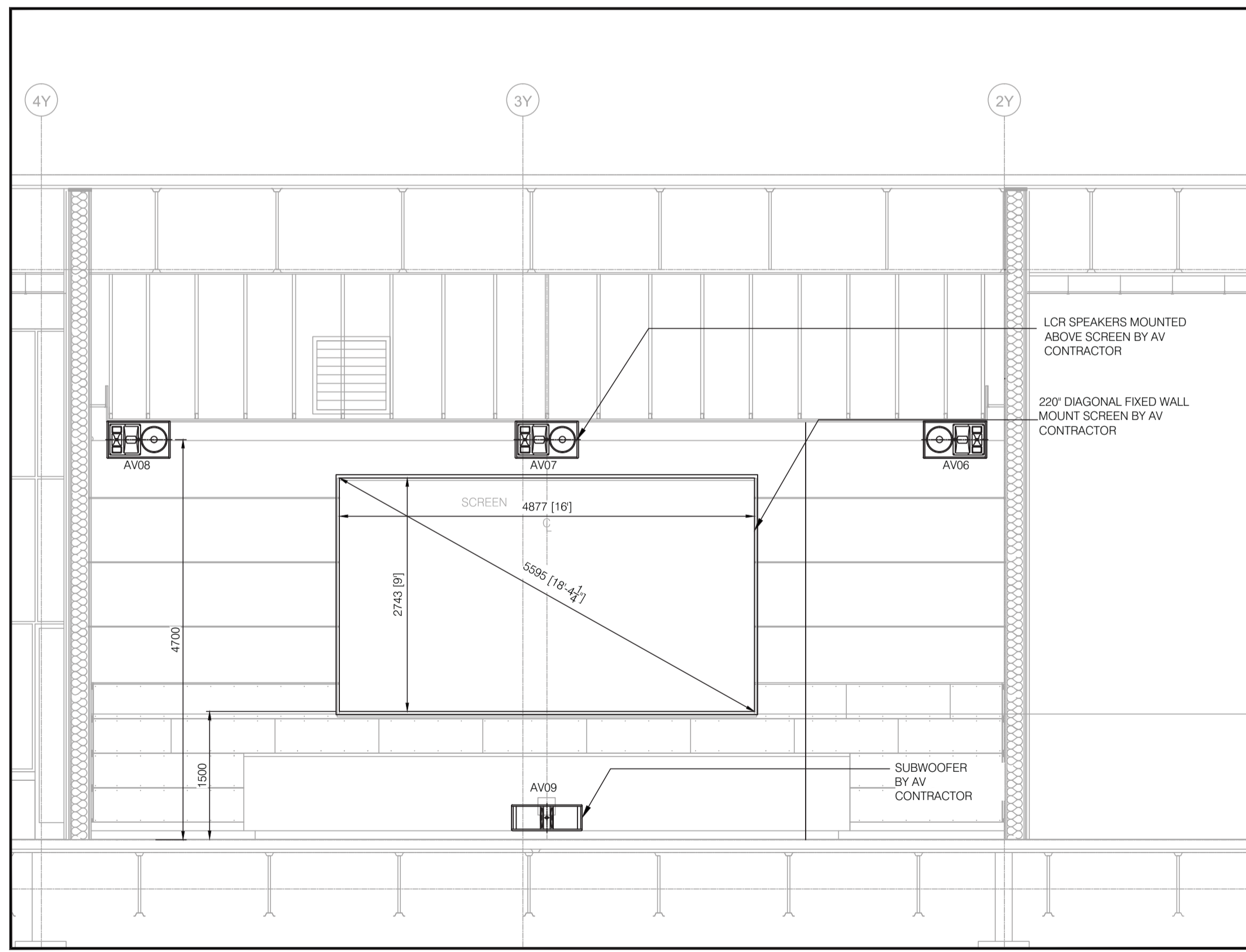


THEATRE PLAN - UPPER
 1:50

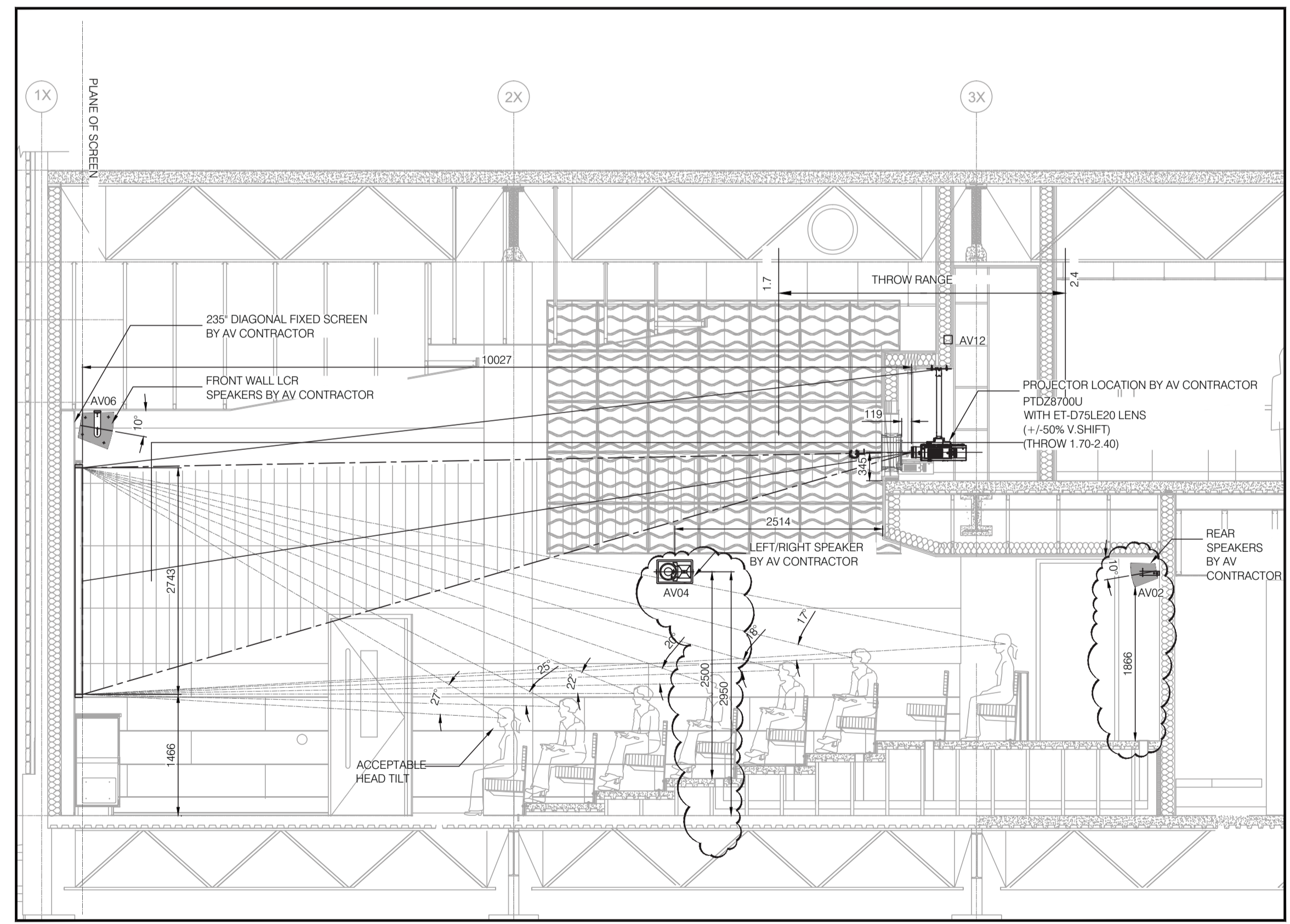
A/V NOTES
 REFER TO THE FOLLOWING DIVISION 27 SPECIFICATION SECTIONS WHICH PROVIDE ADDITIONAL INSTALLATION REQUIREMENTS FOR THE THEATRE A/V SYSTEM:
 1. 27 0 19 SUMMARY: OVERVIEW, AND ADMINISTRATION;
 2. 27 41 16 AUDIO VISUAL SYSTEMS AND EQUIPMENT;
 3. 27 41 80 AUDIO VISUAL CABLES AND CONNECTORS.
 ALL CABLING FOR A/V AND A/V CONTROL SYSTEM DEVICES TO BE SUPPLIED AND INSTALLED BY AV CONTRACTOR



REAR WALL DETAIL
 1:50




SCREEN WALL DETAIL
 1:50



SOUTH WALL VIEWING ANGLES
 1:50



Consultant's Name
Nom de l'expert-conseil



Consultant's Name
Nom de l'expert-conseil

Eng. Stamp
Sceau de l'ingénieur

Consultant's Name
Nom de l'expert-conseil

Eng. Stamp
Sceau de l'ingénieur

DO NOT SCALE DRAWINGS

Revision/Revision	Description/Description	Date/Date
3	ISSUE FOR ADDENDUM 01	130730
2	ISSUE FOR TENDER	130619
1	ISSUE FOR 70% REVIEW	130522

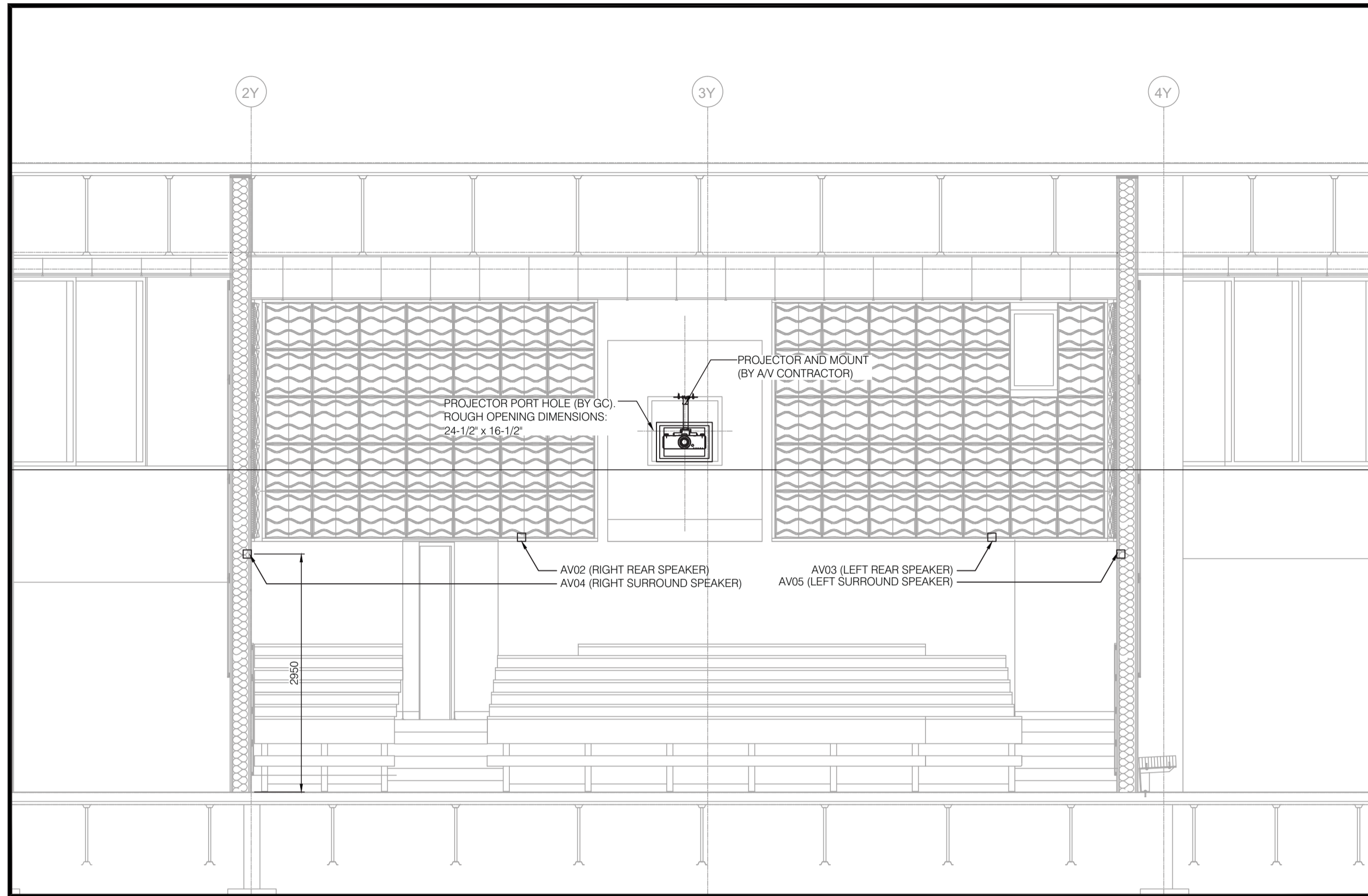
Client/client	Parks Canada Agency / L'Agence Parcs Canada
	Western and Northern Region / Ouest et Nord du Canada

Project title/Titre du projet
**JASPER NATIONAL PARK
ICEFIELD CENTRE
RECAPITALIZATION PACKAGE 4.6
NEW GALLERY THEATRE**

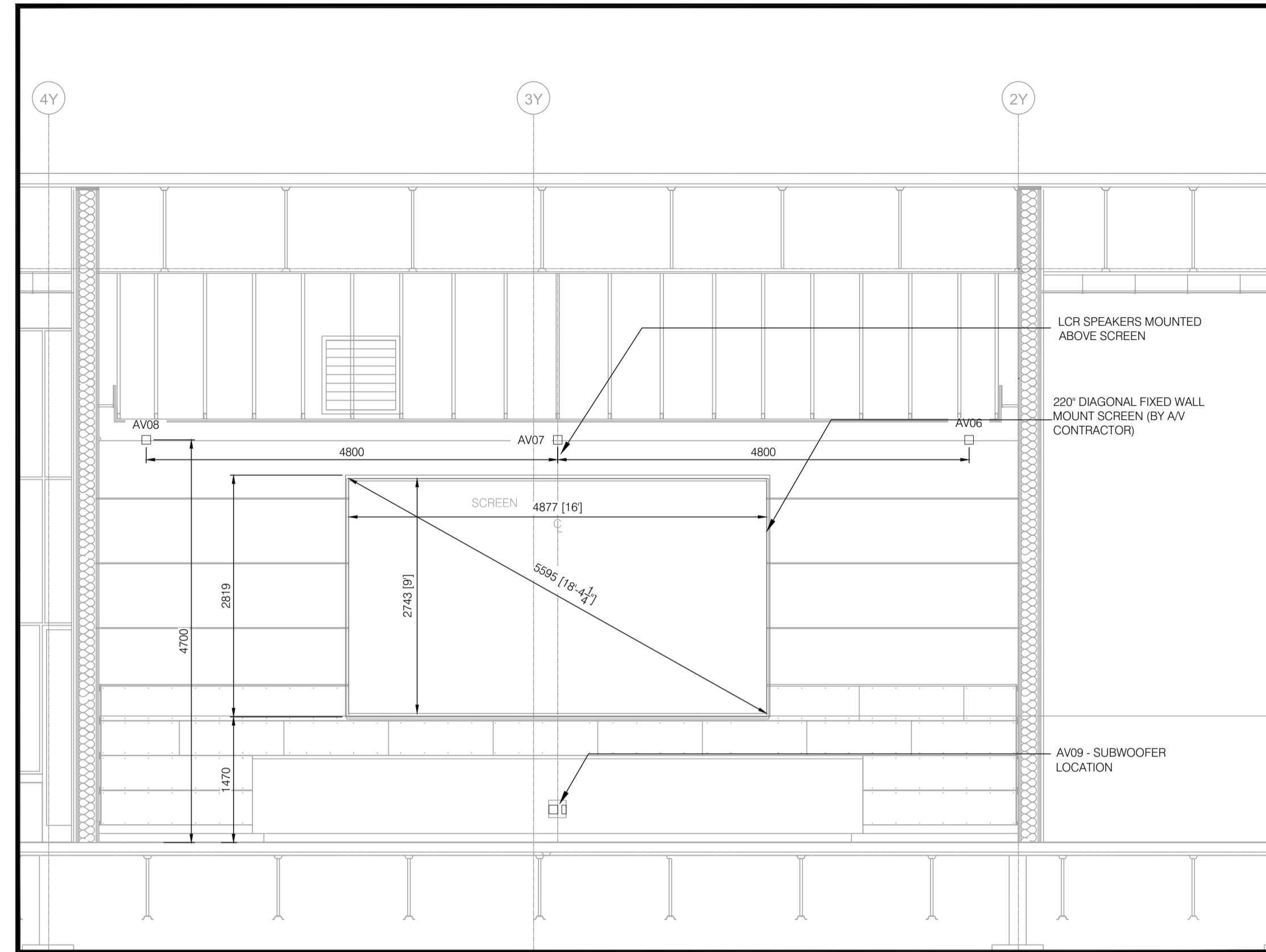
Approved by/Approve par	
Designed by/Concept par	SAS/MW
Drawn by/Dessine par	SAS/MW
PWGSC Project Manager/Administrateur de Projets TPSGC	GERALD GALAMBOS
PWGSC, Architectural and Engineering Resources Manager/Ressources Architecturales et de Direction d'ingénierie, TPSGC	
Client/client	PARKS CANADA
Drawing title/Titre du dessin	

**AV
INFRASTRUCTURE
ELEVATIONS**

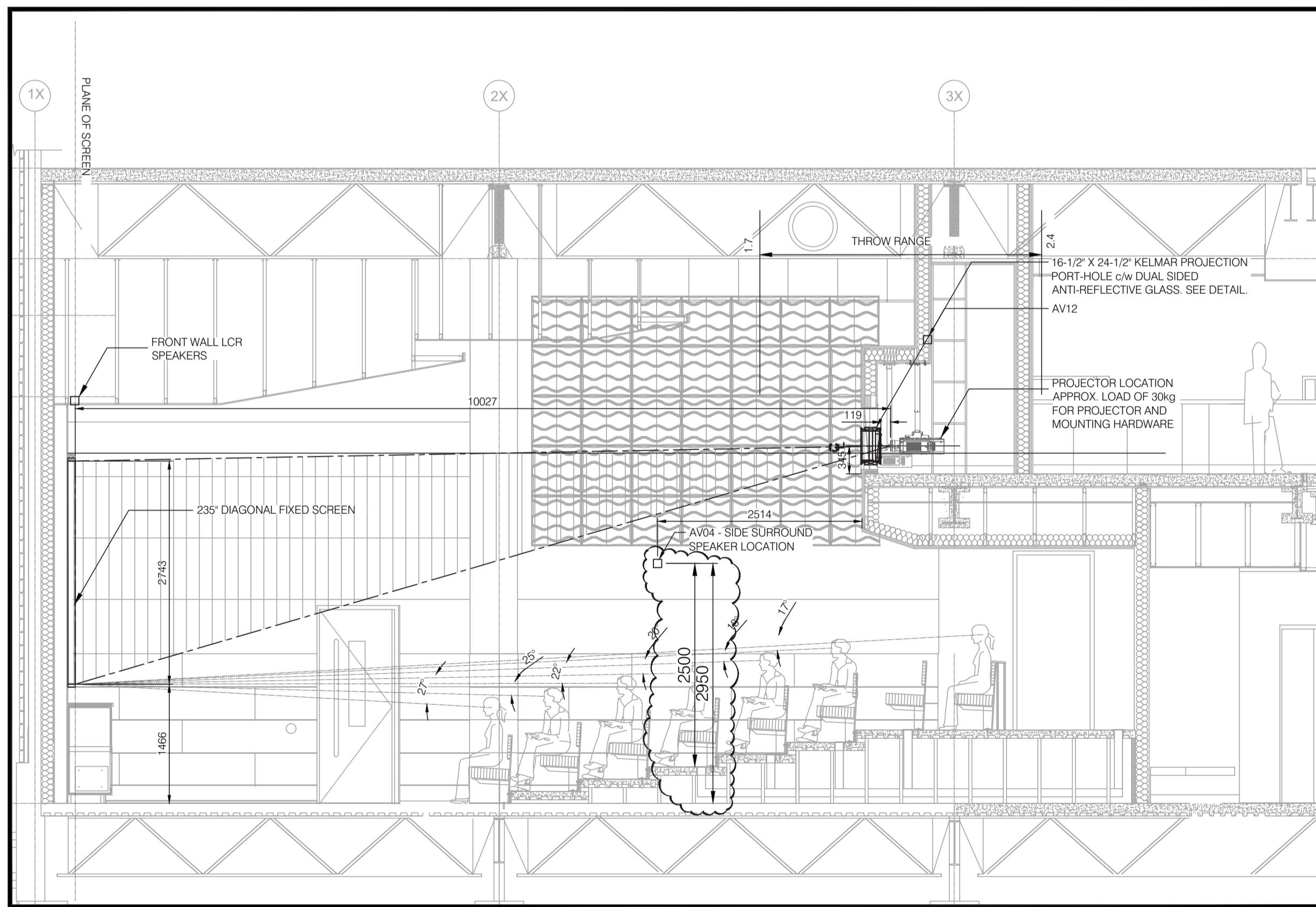
Project No./No. du projet	Sheet/Feuille	Revision no./No. de révision
R.015790.001	E661	



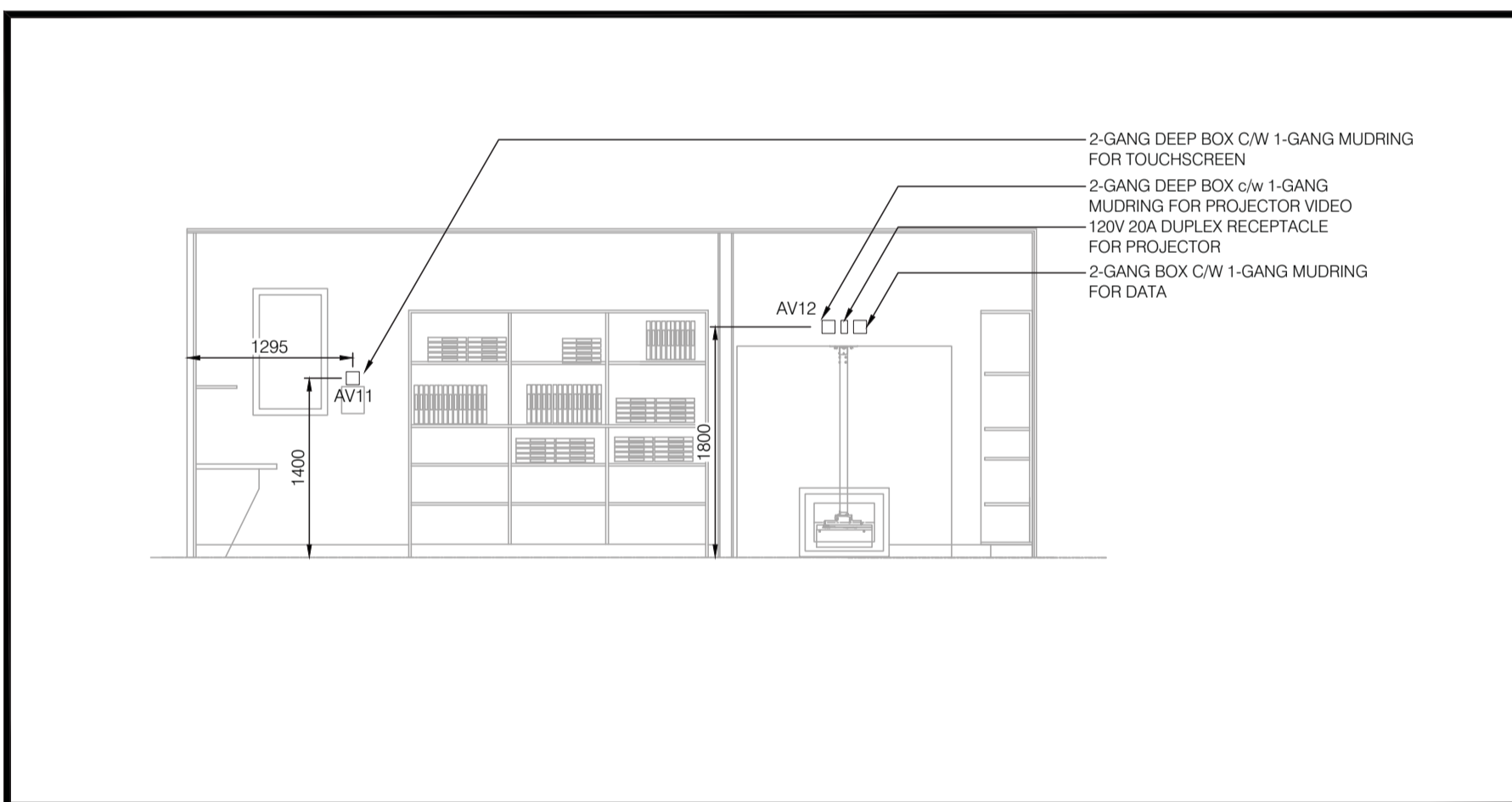
REAR WALL DETAIL
1:50



SCREEN WALL DETAIL
1:50



SOUTH WALL VIEWING
1:50



PROJECTION ROOM SOUTH WALL
1:50

AV NOTES
REFER TO THE FOLLOWING DIVISION 27 SPECIFICATION SECTIONS WHICH PROVIDE ADDITIONAL INSTALLATION REQUIREMENTS FOR THE THEATRE AV SYSTEM.
1. 27 0 19 SUMMARY, OVERVIEW, AND ADMINISTRATION;
2. 27 41 16 AUDIO VISUAL SYSTEMS AND EQUIPMENT;
3. 27 41 80 AUDIO VISUAL CABLES AND CONNECTORS.
ALL CABLING FOR AV AND AV CONTROL SYSTEM DEVICES TO BE SUPPLIED AND INSTALLED BY AV CONTRACTOR



Consultant's Name / Nom de l'expert-conseil



Consultant's Name / Nom de l'expert-conseil

Eng. Stamp / Scéau de l'ingénieur

Consultant's Name / Nom de l'expert-conseil

Eng. Stamp / Scéau de l'ingénieur

DO NOT SCALE DRAWINGS

Revision/Revision	Description/Description	Date/Date
3	ISSUE FOR ADDENDUM 01	130730
2	ISSUE FOR TENDER	130619
1	ISSUE FOR 70% REVIEW	130522

Client/client
Parks Canada Agency / L'Agence Parcs Canada
Western and Northern Region / Ouest et Nord du Canada

Project title/Titre du projet
JASPER NATIONAL PARK
ICEFIELD CENTRE
RECAPITALIZATION PACKAGE 4.6
NEW GALLERY THEATRE

Approved by/Approve par

Designed by/Concept par
SAS/MW

Drawn by/Dessine par
SAS/MW

PWGSC Project Manager/Administrateur de Projets TP5GC
GERALD GALAMBOS

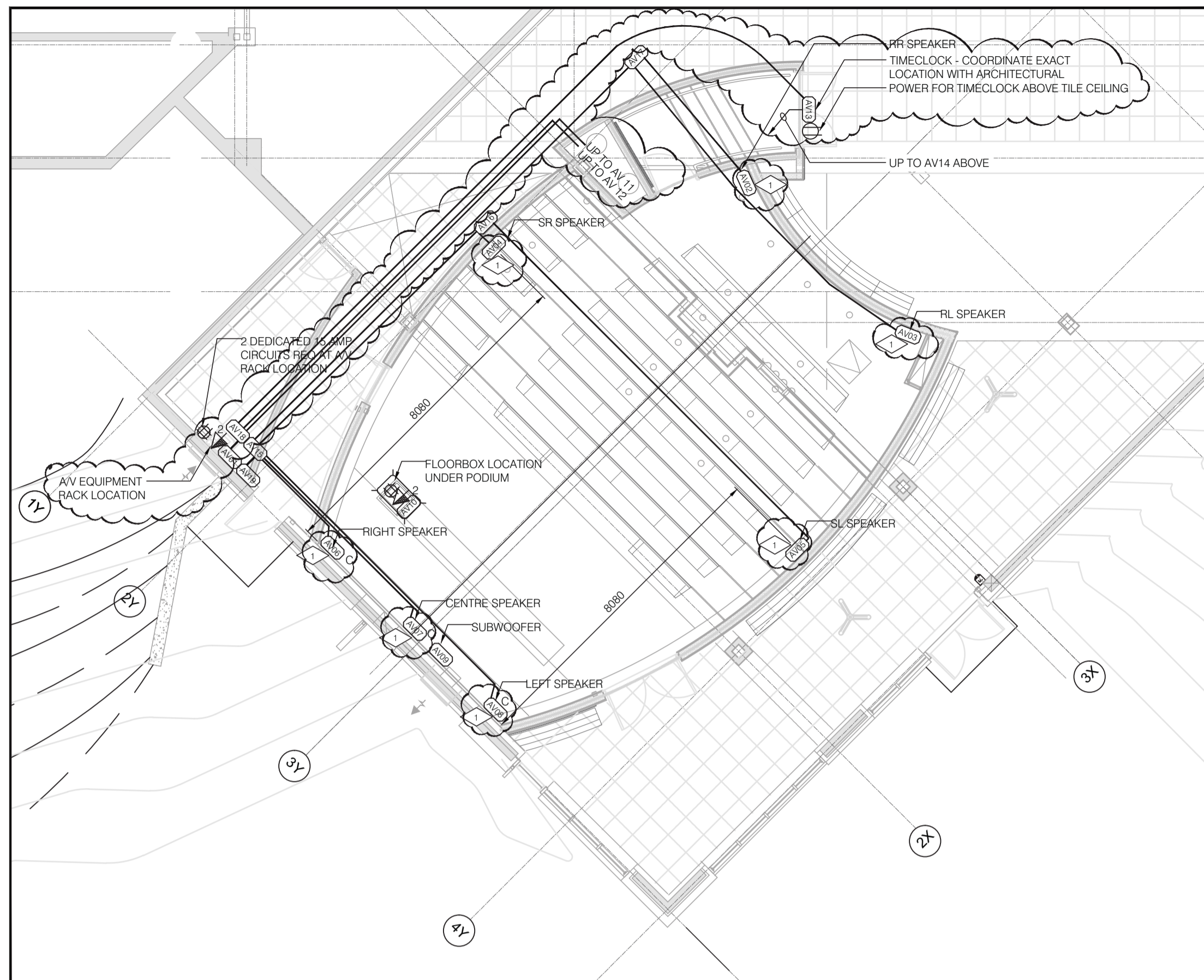
PWGSC, Architectural and Engineering Resources Manager/
Ressources Architecturales et de Directeur d'ingénierie, TP5GC

Client/client
PARKS CANADA

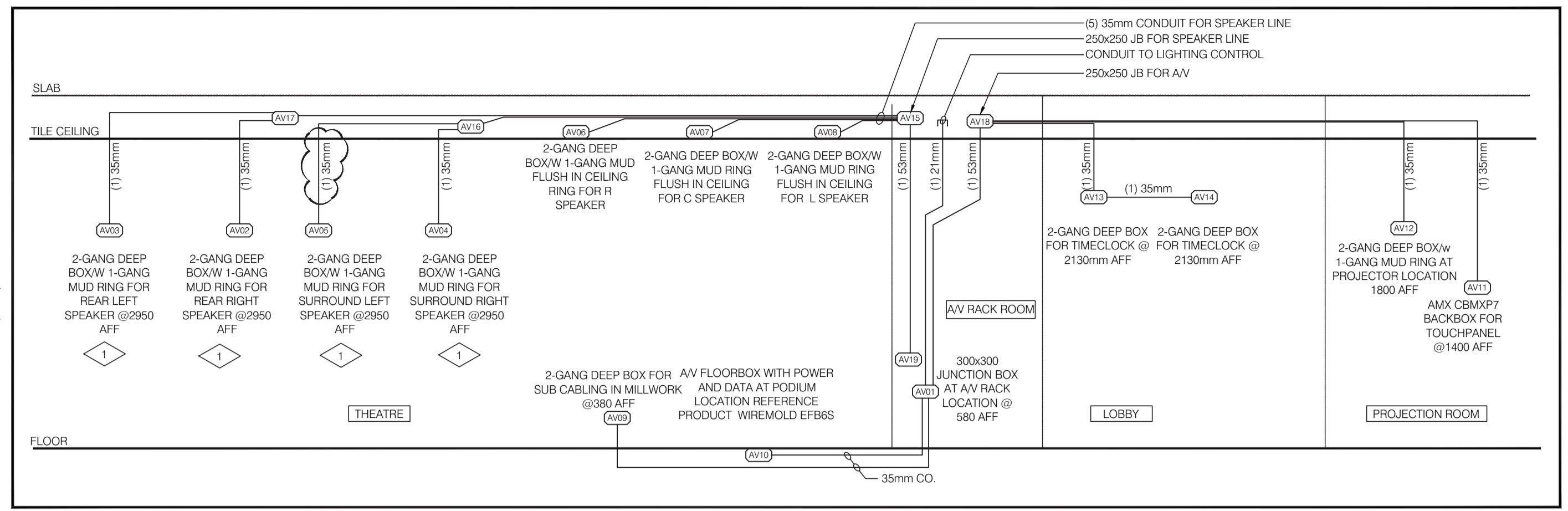
Drawing title/Titre du dessin

AV INFRASTRUCTURE DETAILS

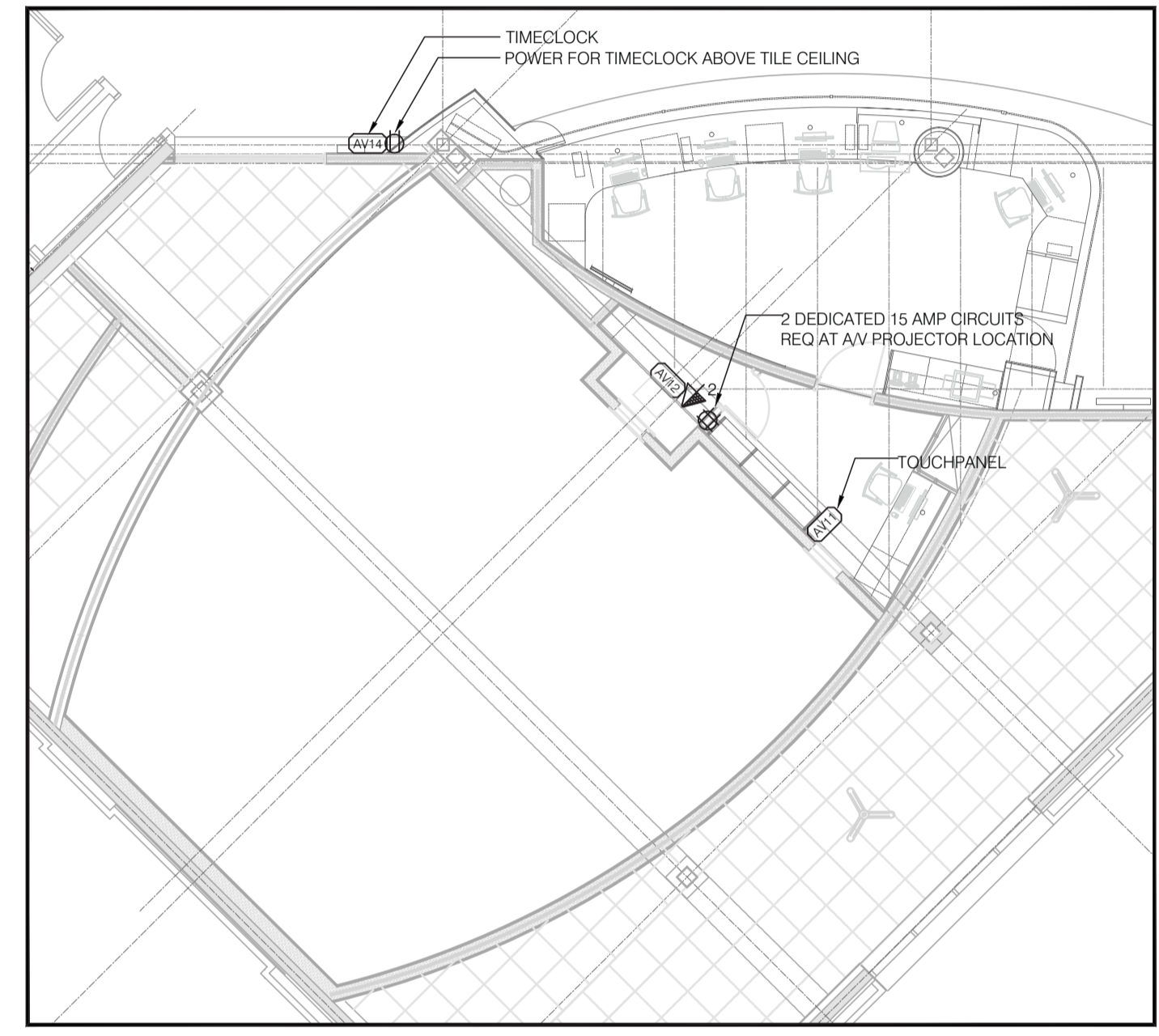
Project No./No. du projet: R.015790.001
Sheet/Fauille: E660
Revision no./Révision no.:



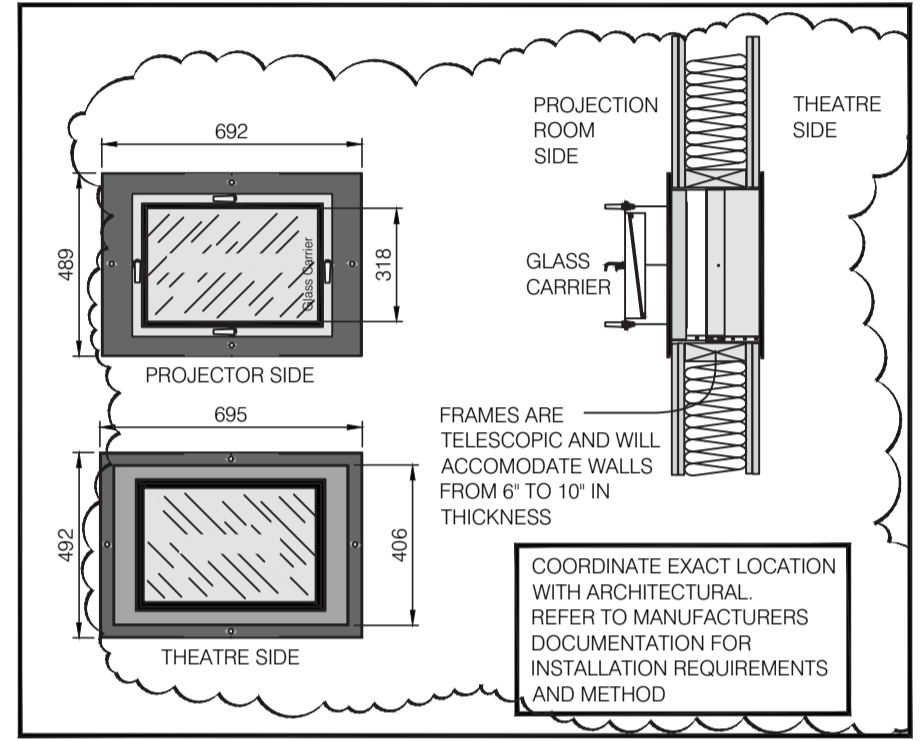
THEATRE PLAN - LOWER
1:50



AV RISER DETAIL
NTS



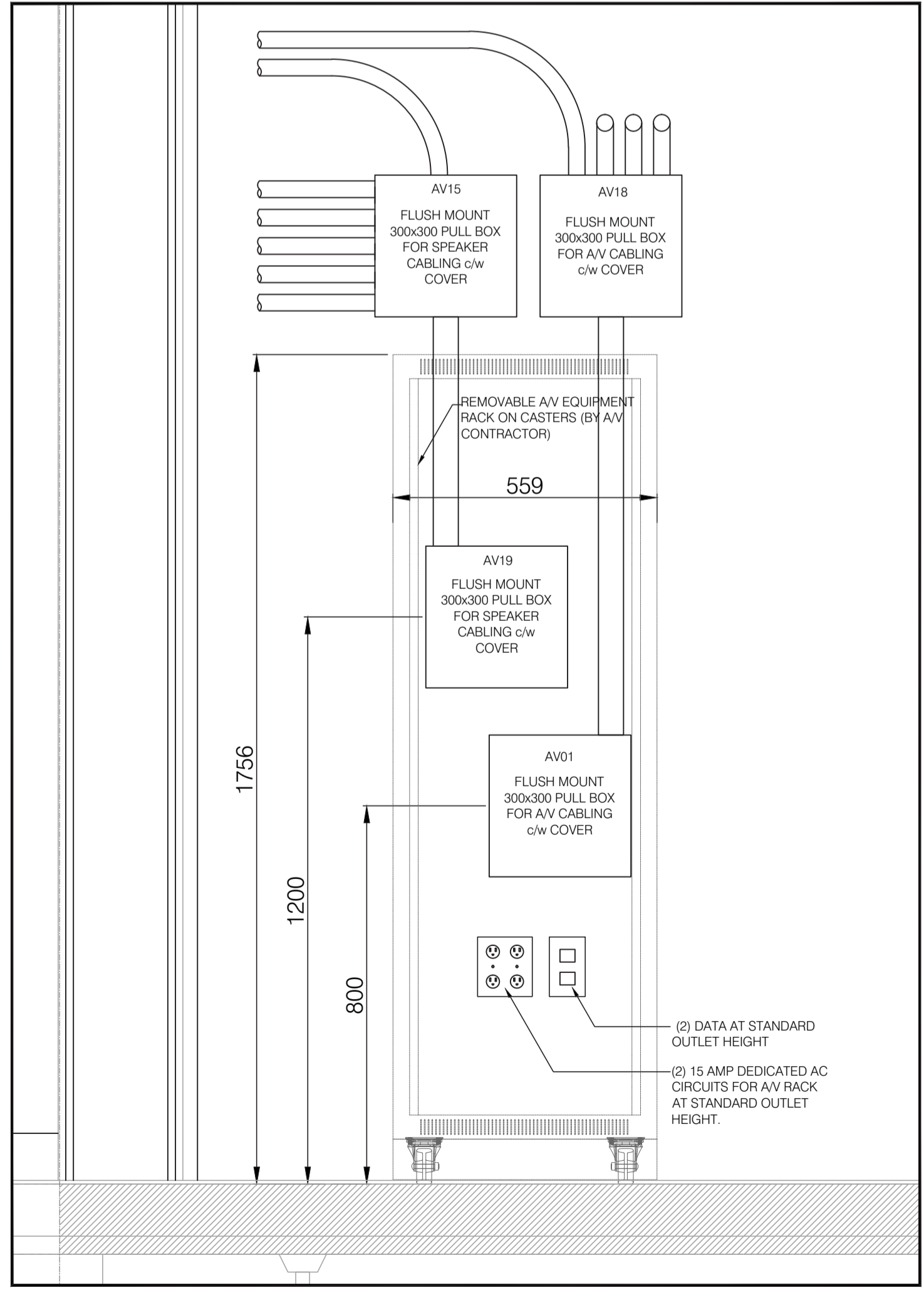
THEATRE PLAN - UPPER
1:50



PROJECTOR PORT DETAIL
1:10

Symbol Schedule

(AVXX)	AV JUNCTION BOX-XX DESIGNATES BOX NUMBER ON RISER
□	CEILING MOUNTED BOX - SYMBOL INSIDE DENOTES OUTLET
⌄	TELECOMMUNICATION DATA OUTLET (2 Drops)
⌄	FLUSH MOUNTED FLOOR BOX c/w COVER SYMBOL INSIDE DENOTES OUTLET
⌄	DUPLEX RECEPTACLE OUTLET
⌄	DOUBLE DUPLEX RECEPTACLE OUTLET
⌄	SPECIAL RECEPTACLE (SPEC AS NOTED)
⊙	IN-CEILING SPEAKER



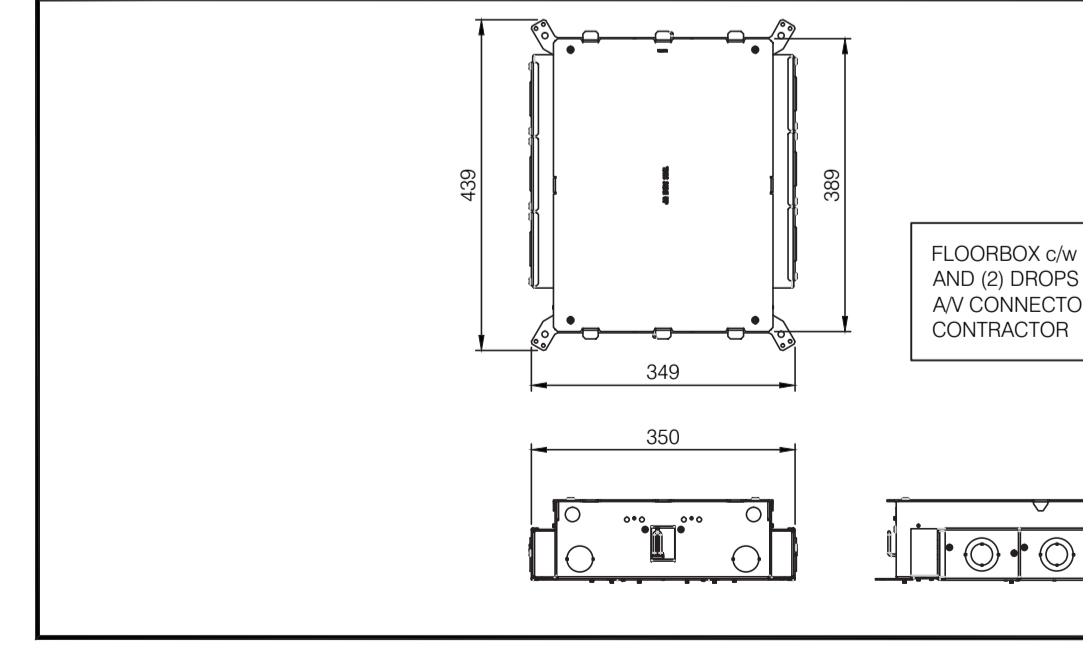
AV RACK WALL INFRASTRUCTURE DETAIL
1:10

RACK ROOM BTU CALC

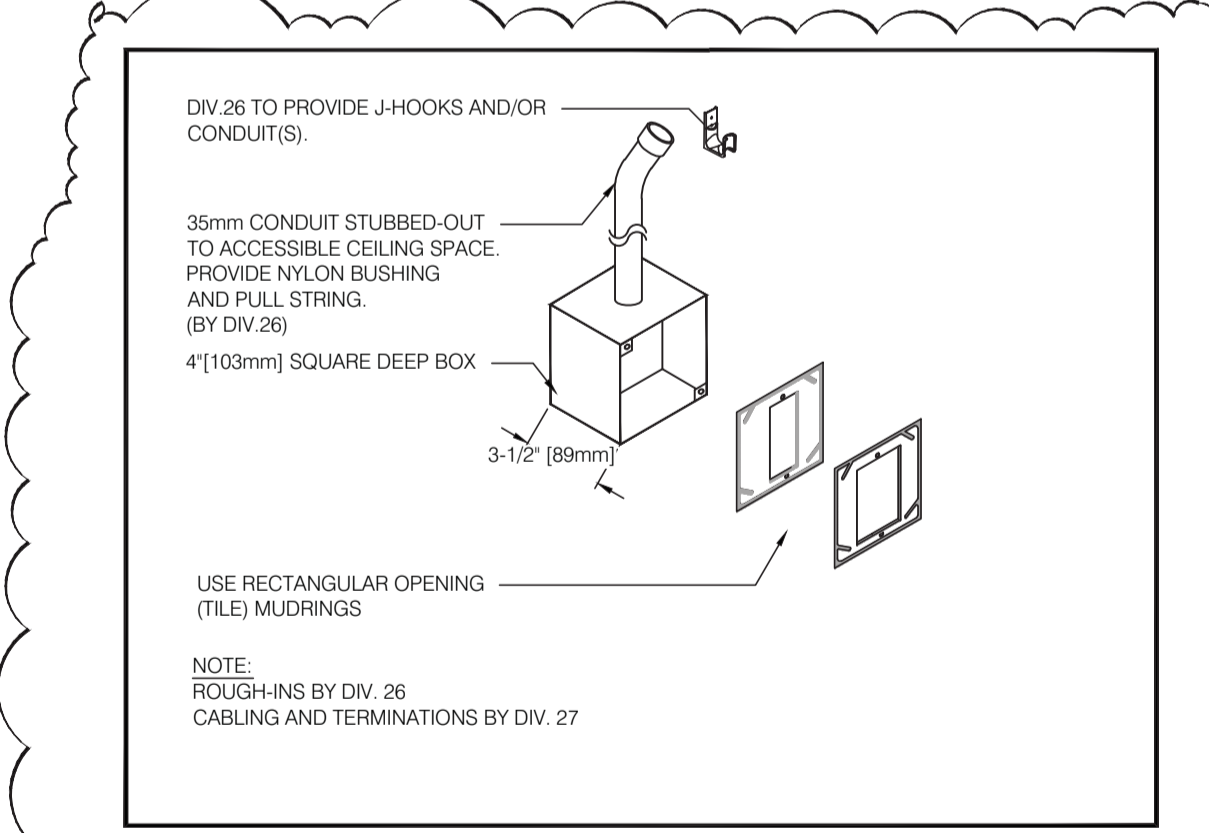
DESCRIPTION	RACK UNITS	POWER CONSUMPTION	QUANTITY	TOTAL POWER	BTU/Hr
AUDIO DSP	1	55	1	55	188
SPEAKER AUDIO AMPLIFIER	2	312	2	624	1018
SUBWOOFER AUDIO AMPLIFIER	2	252	1	252	345
CONTROL PROCESSOR	2	24	1	24	82
MULTI CHANNEL RECEIVER	5	670	2	1340	4574
BLURAY PLAYER	2	30	1	30	103
DIGITAL VIDEO PLAYER	2	5	2	10	35
750KVA UPS	1	11	1	11	38
				2346W	6,383BTU/Hr
					5,417BTU/Hr

NOTE:
THE AMBIENT OPERATING TEMPERATURE INSIDE AN EQUIPMENT RACK SHOULD NOT EXCEED 35°C.
ITALICS INDICATE VALUE GIVEN BY THE MANUFACTURER

POWER/BTU CALCULATIONS
NTS



AV FLOORBOX DETAIL
1:10



TYP. WALL MOUNTED AV BOX DETAIL
1:10

AV WIRING NOTES
ANY EXPOSED CABLING IS TO BE A MINIMUM OF FT-4. REFER TO DIVISION 27 SPECIFICATION SECTION 27.41.80 AUDIO VISUAL CABLES AND CONNECTORS.
ALL CABLING FOR AV AND AV CONTROL SYSTEM DEVICES TO BE SUPPLIED AND INSTALLED BY AV CONTRACTOR


- GENERAL NOTES
- ALL AV INFRASTRUCTURE MUST BE PROPERLY RATED FOR YEAR-ROUND SITE CONDITIONS.
 - ELECTRICAL NON-METALLIC TUBING (ENT, COMMONLY REFERRED TO AS "CORELINE") IS NOT ACCEPTABLE.
 - UNLESS OTHERWISE NOTED, THE ELECTRICAL CONTRACTOR SHALL BE RESPONSIBLE FOR INSTALLATION OF ALL CONDUIT, JUNCTION BOXES AND POWER RECEPTACLES TO SUPPORT COMMUNICATION AND AV SYSTEMS AS SHOWN.
 - ELECTRICAL CONTRACTOR TO PROVIDE COVERS ON ALL JUNCTION BOXES. A PULL STRING IN ALL INSTALLED CONDUITS, AND NYLON GROMMETS ON ALL CONDUIT STUBS.
 - PROVIDE NYLON BUSHINGS FOR CONDUITS, COVERS FOR ALL JUNCTION BOXES AND PULL STRINGS IN ALL EMPTY CONDUITS.
 - NO MORE THAN (3) 90° BENDS BETWEEN JUNCTION BOXES FOR ALL AV CONDUITS. REFER TO TIA STANDARDS FOR MINIMUM BEND RADIUS ON ALL CONDUITS.
 - PROVIDE SEISMIC RESTRAINT AS REQUIRED BY LOCAL BUILDING CODE. PROVIDE SEISMIC REVIEW BY SEISMIC PROFESSIONAL ENGINEER. SUBMIT SIGNED AND SEALED REVIEW REPORT WITH OPERATIONS AND MAINTENANCE MANUALS.
 - PROVIDE FIRE STOPPING AS REQUIRED BY LOCAL BUILDING CODE. FIRE STOPPING ASSEMBLY MUST BE RATED AS SUCH TO MAINTAIN THE FIRE RATING WHERE THE PENETRATION OCCURS. CONSULT WITH FIRE STOPPING EXPERT TO REVIEW FIRESTOPPING INSTALLATION. SUBMIT REVIEW REPORT WITH THE OPERATIONS AND MAINTENANCE MANUAL.
 - FREE AIR RUNNING OF CABLES WITHIN ACCESSIBLE DROP CEILING SPACES IS ACCEPTABLE. PROVIDE J-HOOKS TO SUPPORT THE CABLES.
 - SPACINGS BETWEEN J-HOOKS MUST NOT BE MORE THAN 1000MM.
 - J-HOOKS MUST HAVE COMPLETE HORIZONTAL AND VERTICAL 1" BEND RADIUS CONTROL. CABLE SUPPORTED BY J-HOOK SHALL BE BUNDLED WITH VELCRO AT A MAXIMUM OF EVERY 300MM. MAXIMUM CABLE BUNDLE SIZE PER J-HOOK IS 2"

- KEYNOTES
- PROVIDE SUFFICIENT PLYWOOD BACKING IN WALL TO SUPPORT SURFACE MOUNTED SPEAKERS. COORDINATE WITH STRUCTURAL ENGINEER AS NEEDED. REFER TO RISER FOR BOX MOUNTING HEIGHTS.
 - CEILING MOUNTED EQUIPMENT LOCATION
 - PROVIDE SUFFICIENT PLYWOOD BACKING IN WALL TO SUPPORT TV. COORDINATE WITH STRUCTURAL ENGINEER AS NEEDED. REFER TO RISER FOR BOX MOUNTING HEIGHTS.

- AV NOTES
- REFER TO THE FOLLOWING DIVISION 27 SPECIFICATION SECTIONS WHICH PROVIDE ADDITIONAL INSTALLATION REQUIREMENTS FOR THE THEATRE AV SYSTEM:
- 27.0 19 SUMMARY, OVERVIEW, AND ADMINISTRATION.
 - 27.41 16 AUDIO VISUAL SYSTEMS AND EQUIPMENT.
 - 27.41 80 AUDIO VISUAL CABLES AND CONNECTORS.
- ALL CABLING FOR AV AND AV CONTROL SYSTEM DEVICES TO BE SUPPLIED AND INSTALLED BY AV CONTRACTOR



Consultant's Name
Nom de l'expert-conseil



Consultant's Name
Nom de l'expert-conseil

Eng. Stamp
Scéau de l'ingénieur

Consultant's Name
Nom de l'expert-conseil

Eng. Stamp
Scéau de l'ingénieur

DO NOT SCALE DRAWINGS

Revision/Revision	Description/Description	Date/Date
3	ISSUE FOR ADDENDUM 01	130730
2	ISSUE FOR TENDER	130619
1	ISSUE FOR 70% REVIEW	130522

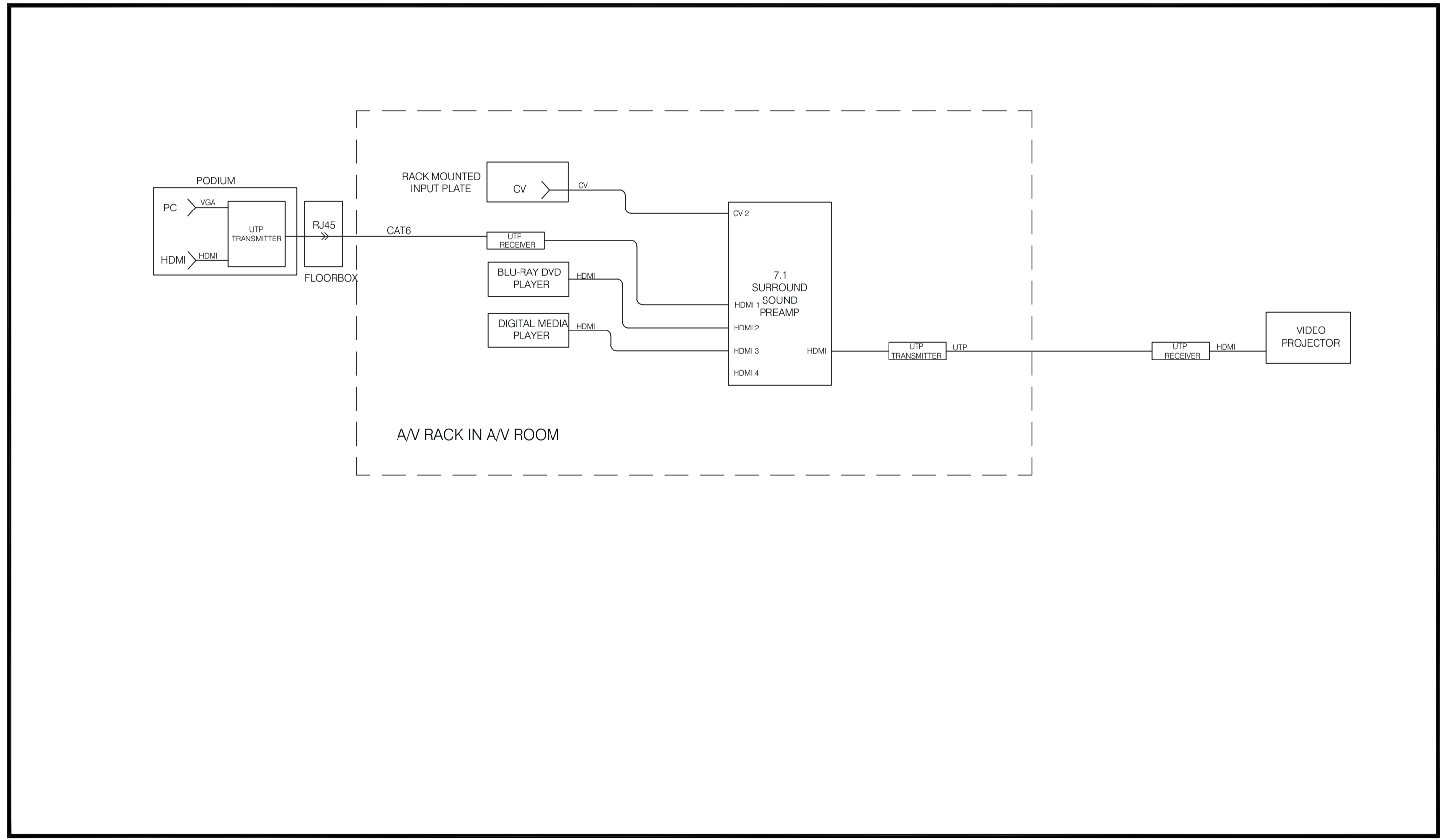
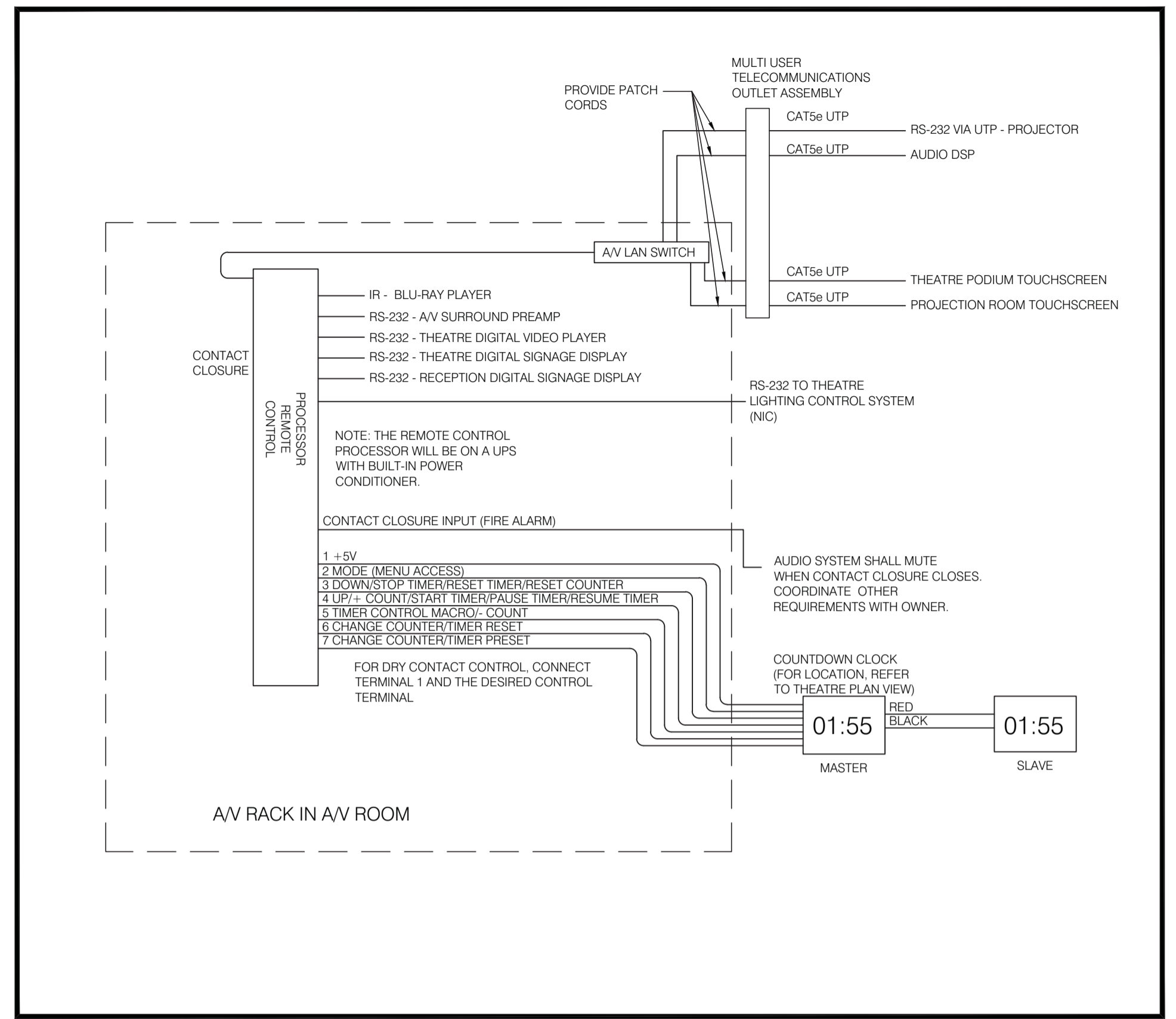
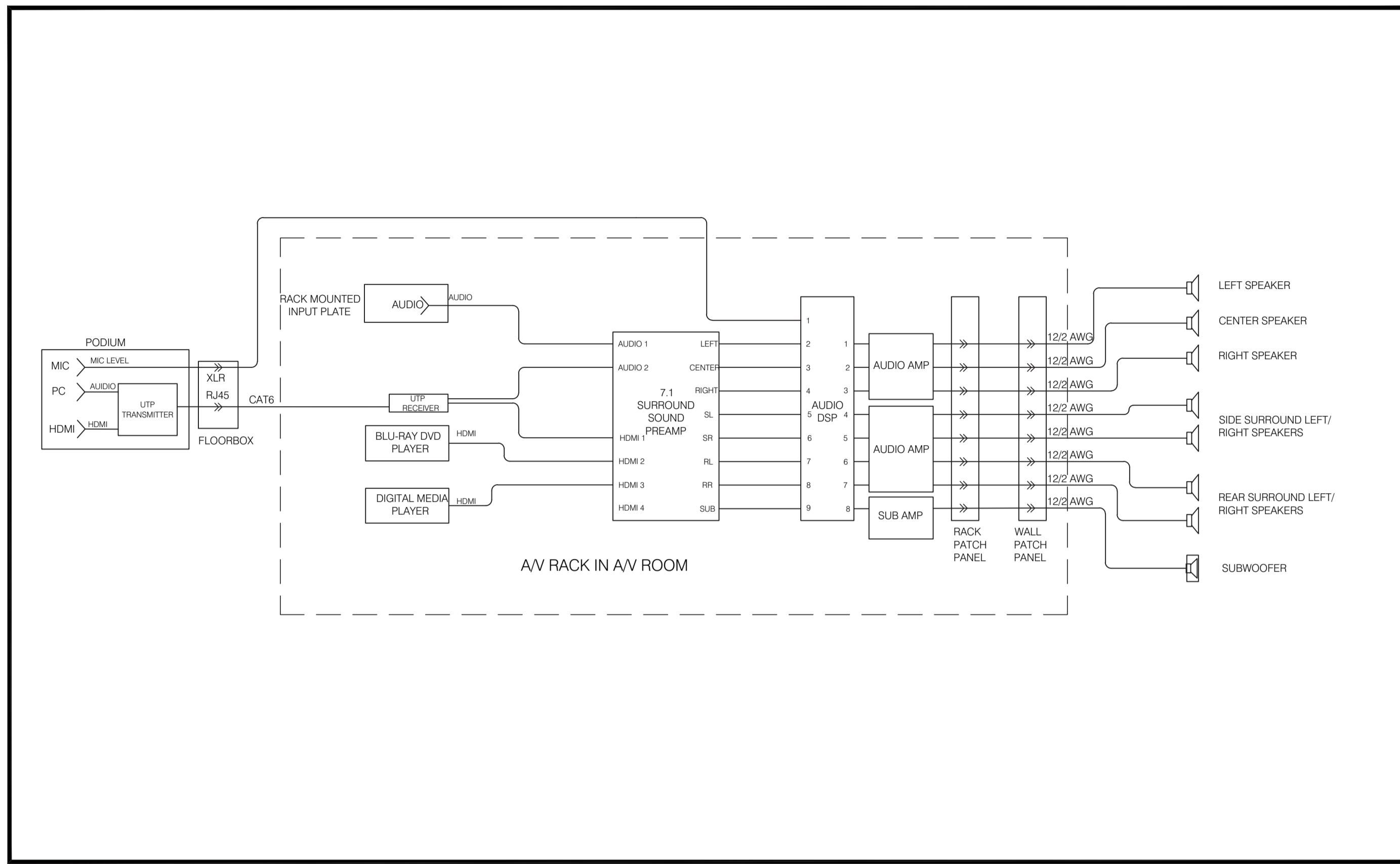
Client/client	Parks Canada Agency	L'Agence Parcs Canada
	Western and Northern Region	Ouest et Nord du Canada

Project title/Titre du projet
**JASPER NATIONAL PARK
ICEFIELD CENTRE
RECAPITALIZATION PACKAGE 4.6
NEW GALLERY THEATRE**

Approved by/Approve par
Designed by/Concept par
SAS/MW
Drawn by/Dessine par
SAS/MW
PWGSC Project Manager/Administrateur de Projets TP5GC
GERALD GALAMBOS
PWGSC, Architectural and Engineering Resources Manager/
Ressources Architectural et de Directeur d'ingénierie, TP5GC
Client/client
PARKS CANADA
Drawing title/Titre du dessin

AV SYSTEM LINE DRAWINGS

Project No./No. du projet R.015790.001	Sheet/Feuille E665	Revision no./ no. de révision
---	-----------------------	----------------------------------



AV NOTES
REFER TO THE FOLLOWING DIVISION 27 SPECIFICATION SECTIONS WHICH PROVIDE ADDITIONAL INSTALLATION REQUIREMENTS FOR THE THEATRE AV SYSTEM:
1. 27 0 19 SUMMARY, OVERVIEW, AND ADMINISTRATION;
2. 27 41 16 AUDIO VISUAL SYSTEMS AND EQUIPMENT;
3. 27 41 80 AUDIO VISUAL CABLES AND CONNECTORS.
ALL CABLING FOR AV AND AV CONTROL SYSTEM DEVICES TO BE SUPPLIED AND INSTALLED BY AV CONTRACTOR



Consultant's Name
Nom de l'expert-conseil

Consultant's Name
Nom de l'expert-conseil

Eng. Stamp
Sceau de l'ingénieur

Consultant's Name
Nom de l'expert-conseil

#223, 52 Sioux Road - Sherwood Park, Alberta, Canada - T8A 4X1
Phone: 780.416.8336 • Fax: 780.416.8620
www.vitalengineering.ca

Eng. Stamp
Sceau de l'ingénieur

DO NOT SCALE DRAWINGS

Revision/	Description/Description	Date/Date
3	ISSUED FOR ADDENDUM #2	13/08/01
2	ISSUED FOR TENDER AND PERMIT	13/06/19
1	ISSUED FOR 99% REVIEW	13/05/23
0	ISSUED FOR 95% REVIEW	13/05/10

Client/client

Parks Canada Agency / L'Agence Parcs Canada
Western and Northern Region / Ouest et Nord du Canada

Project title/Titre du projet
JASPER NATIONAL PARK
ICEFIELD CENTRE
RECAPITALIZATION PACKAGE 4.6
NEW GALLERY THEATRE

Approved by/Approuvé par

Designed by/Concept par

Drawn by/Dessiné par

PWGSC Project Manager/Administrateur de Projets TPSC
GERALD GALAMBOS

PWGSC, Architectural and Engineering Resources Manager/
Ressources Architectural et de Directeur d'ingénierie, TPSC

Client/client

PARKS CANADA

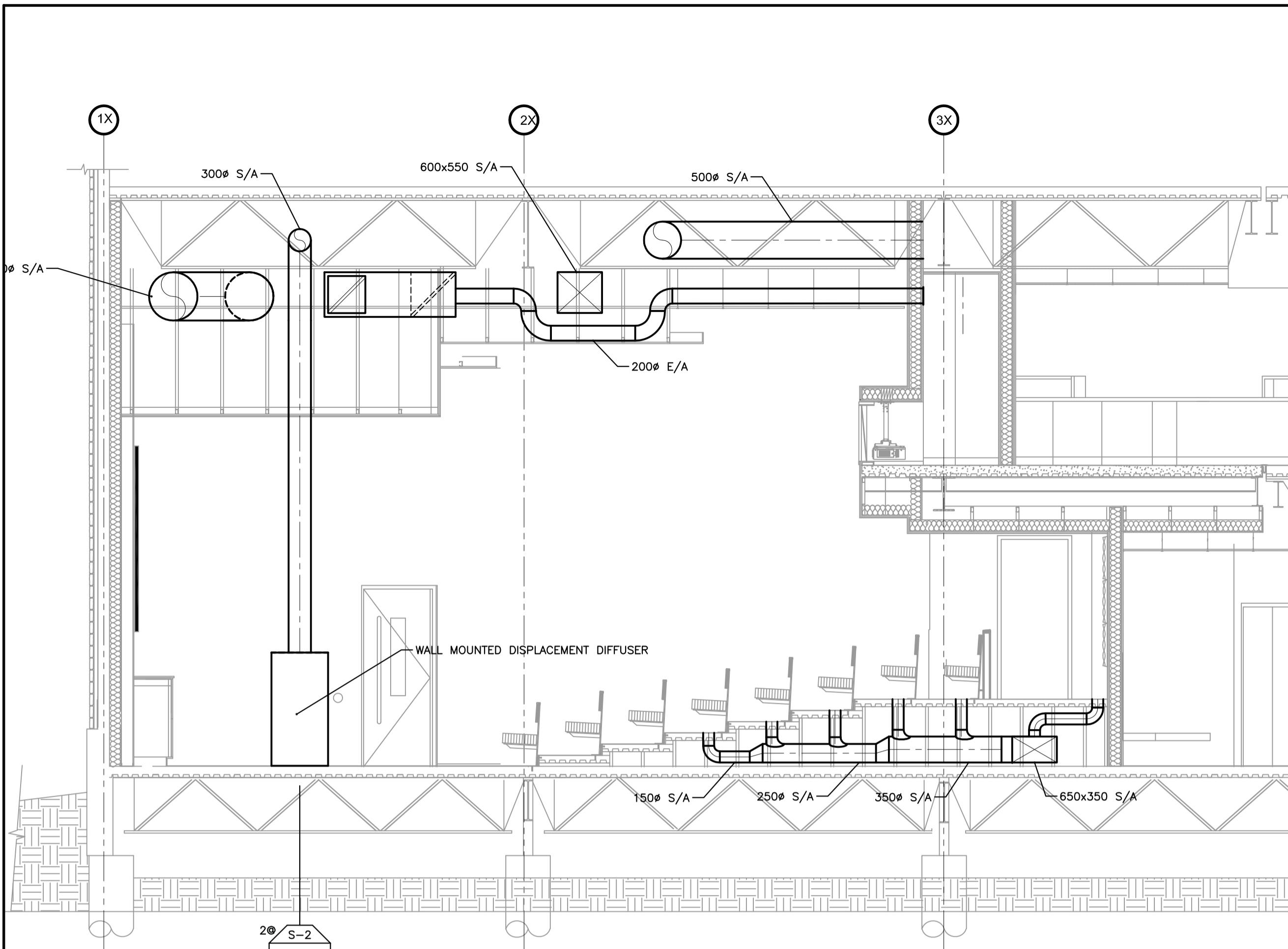
Drawing title/Titre du dessin

ELEVATIONS

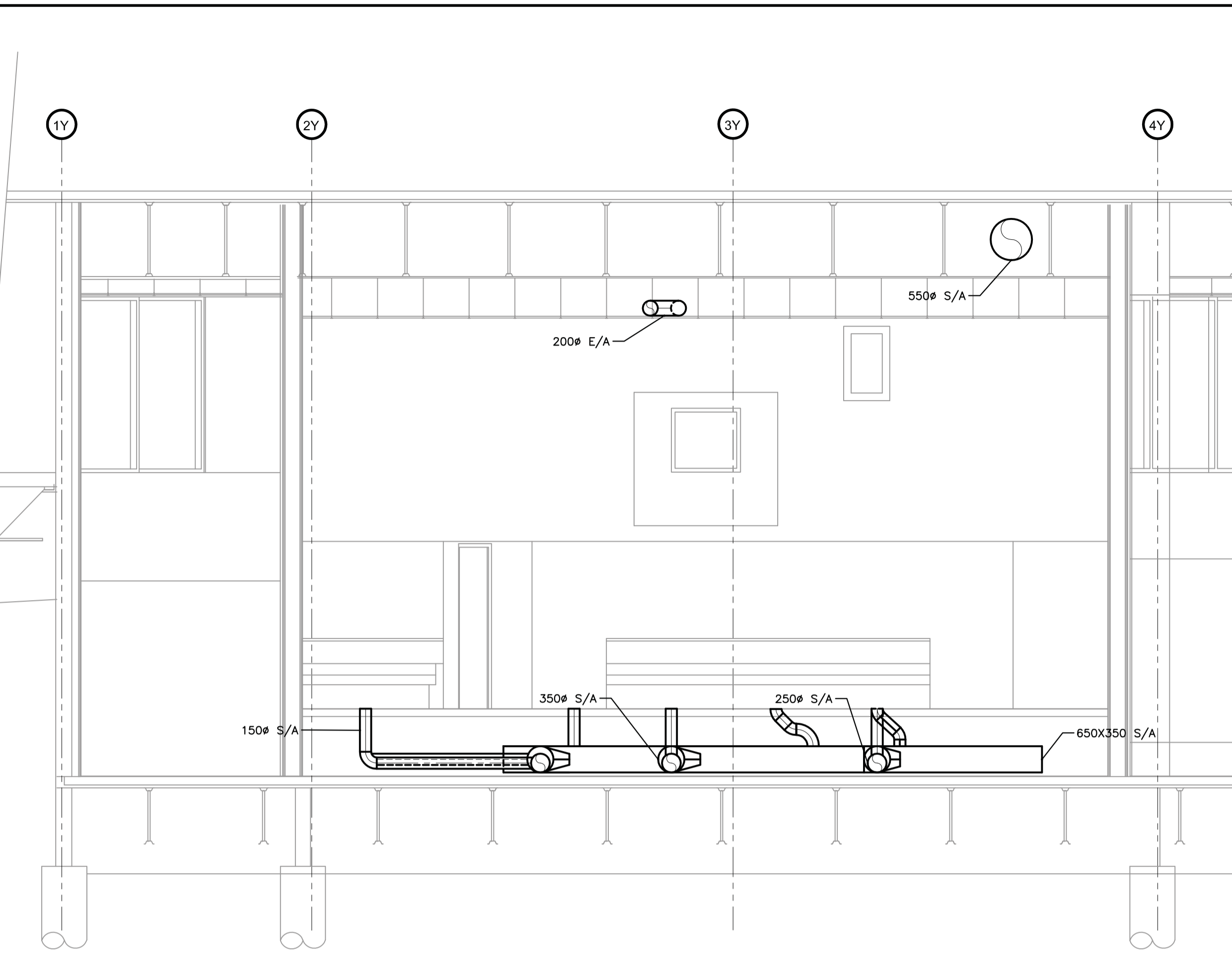
Project No./No. du projet
R.015790.001

Sheet/Feuille
M644
5 OF 6

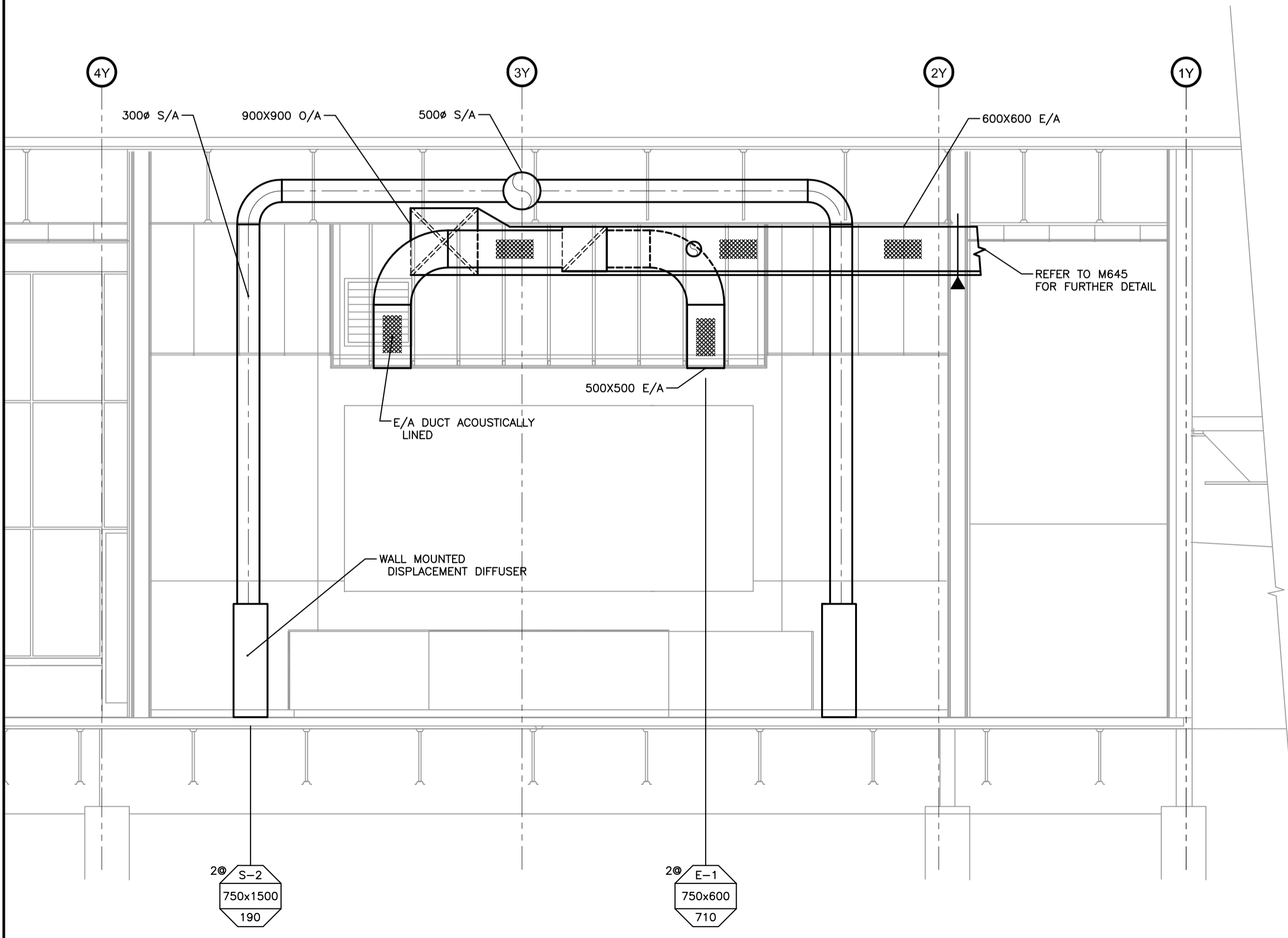
Revision no./
La Révision
no.



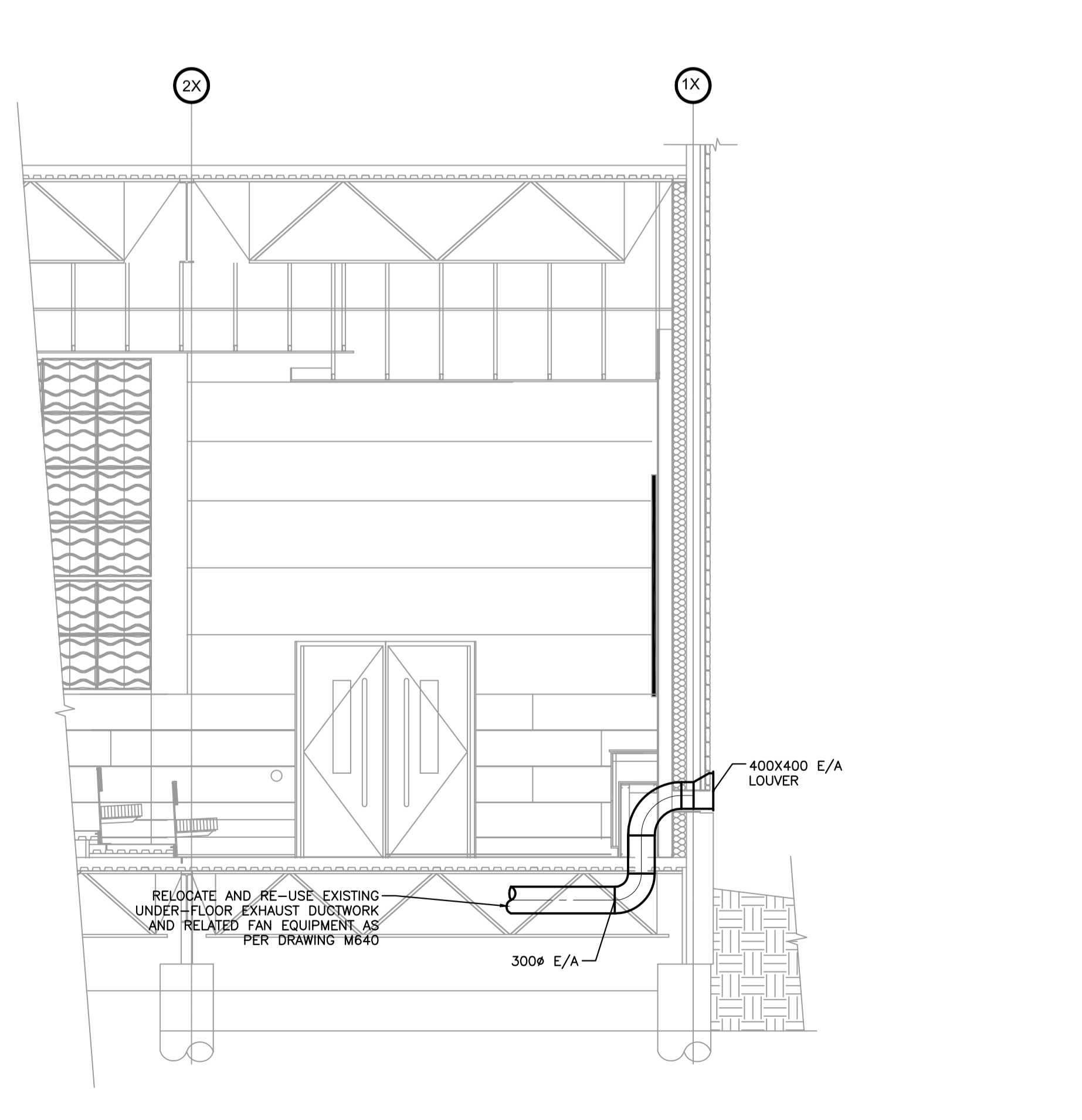
1 NORTH WEST ELEVATION DETAILS
M644 SCALE: 1:50



2 NORTH EAST ELEVATION DETAILS
M644 SCALE: 1:50

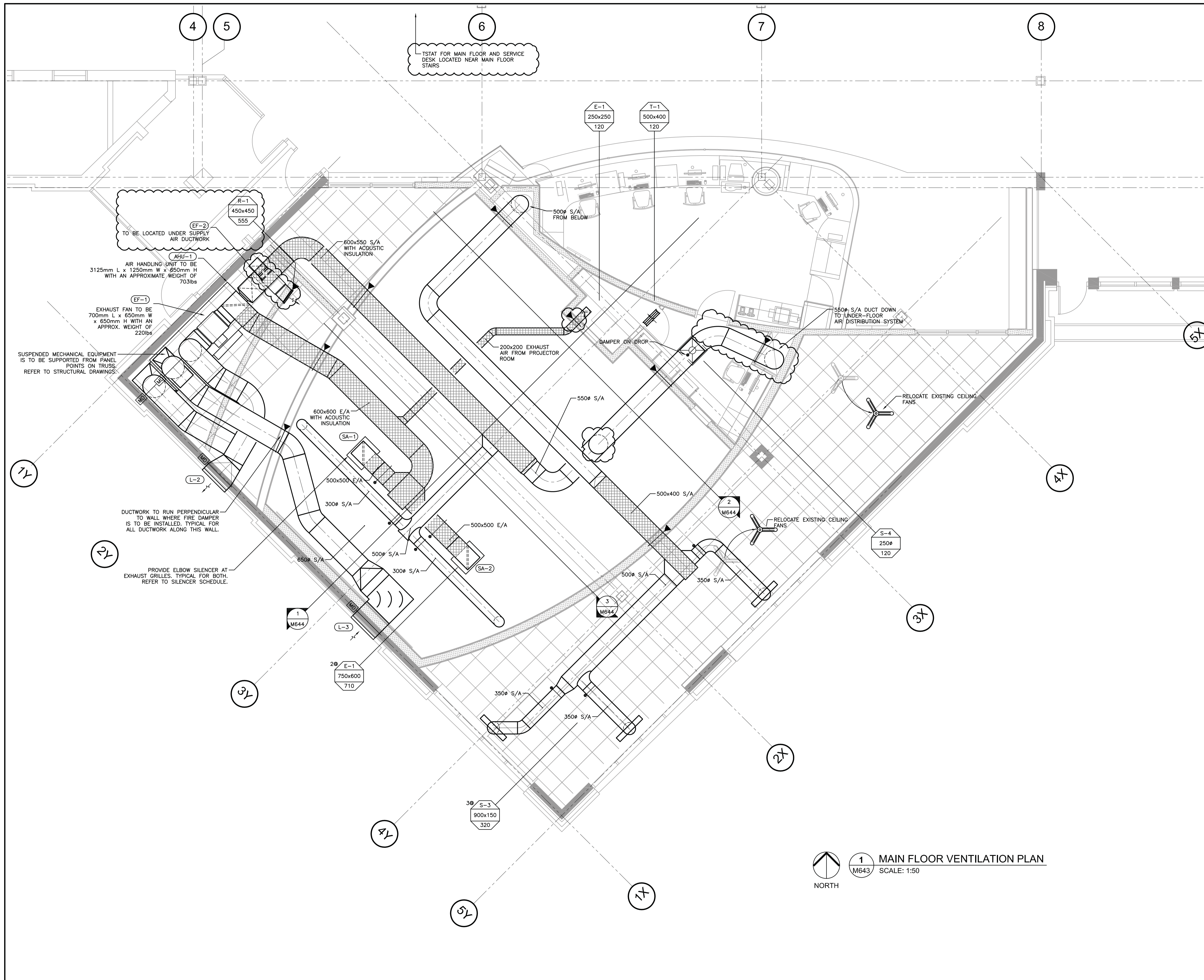


3 SOUTHWEST ELEVATION DETAILS
M644 SCALE: 1:50



4 SOUTH EAST ELEVATION DETAILS
M644 SCALE: 1:50





Public Works and Government Services Canada / Travaux publics et Services gouvernementaux Canada

REAL PROPERTY SERVICES Western Region / SERVICES IMMOBILIERS Région de l'ouest

SSA SHERRI SHORTEN ARCHITECT LTD.

Consultant's Name / Nom de l'expert-conseil

Consultant's Name / Nom de l'expert-conseil

Eng. Stamp / Sceau de l'ingénieur

Consultant's Name / Nom de l'expert-conseil

VITAL engineering

#223, 52 Sioux Road - Sherwood Park, Alberta, Canada • T8A 4X1
Phone: 780.416.8336 • Fax: 780.416.8620
www.vitalengineering.ca

Eng. Stamp / Sceau de l'ingénieur

DO NOT SCALE DRAWINGS

Revision/	Description/Description	Date/Date
3	ISSUED FOR ADDENDUM #2	13/08/01
2	ISSUED FOR TENDER AND PERMIT	13/06/19
1	ISSUED FOR 99% REVIEW	13/05/23
0	ISSUED FOR 95% REVIEW	13/05/10

Client/client

Parks Canada Agency / L'Agence Parcs Canada
Western and Northern Region / Ouest et Nord du Canada

Project title/Titre du projet
**JASPER NATIONAL PARK
ICEFIELD CENTRE
RECAPITALIZATION PACKAGE 4.6
NEW GALLERY THEATRE**

Approved by/Approuvé par

Designed by/Concept par
SAS/MW

Drawn by/Dessiné par
SAS/MW

PWGSC Project Manager/Administrateur de Projets TP/SC
GERALD GALAMBOS

PWGSC, Architectural and Engineering Resources Manager/
Ressources Architectural et de Directeur d'ingénierie, TP/SC

Client/client
PARKS CANADA

Drawing title/Titre du dessin
MAIN FLOOR VENTILATION PLAN

Project No./No. du projet
R.015790.001

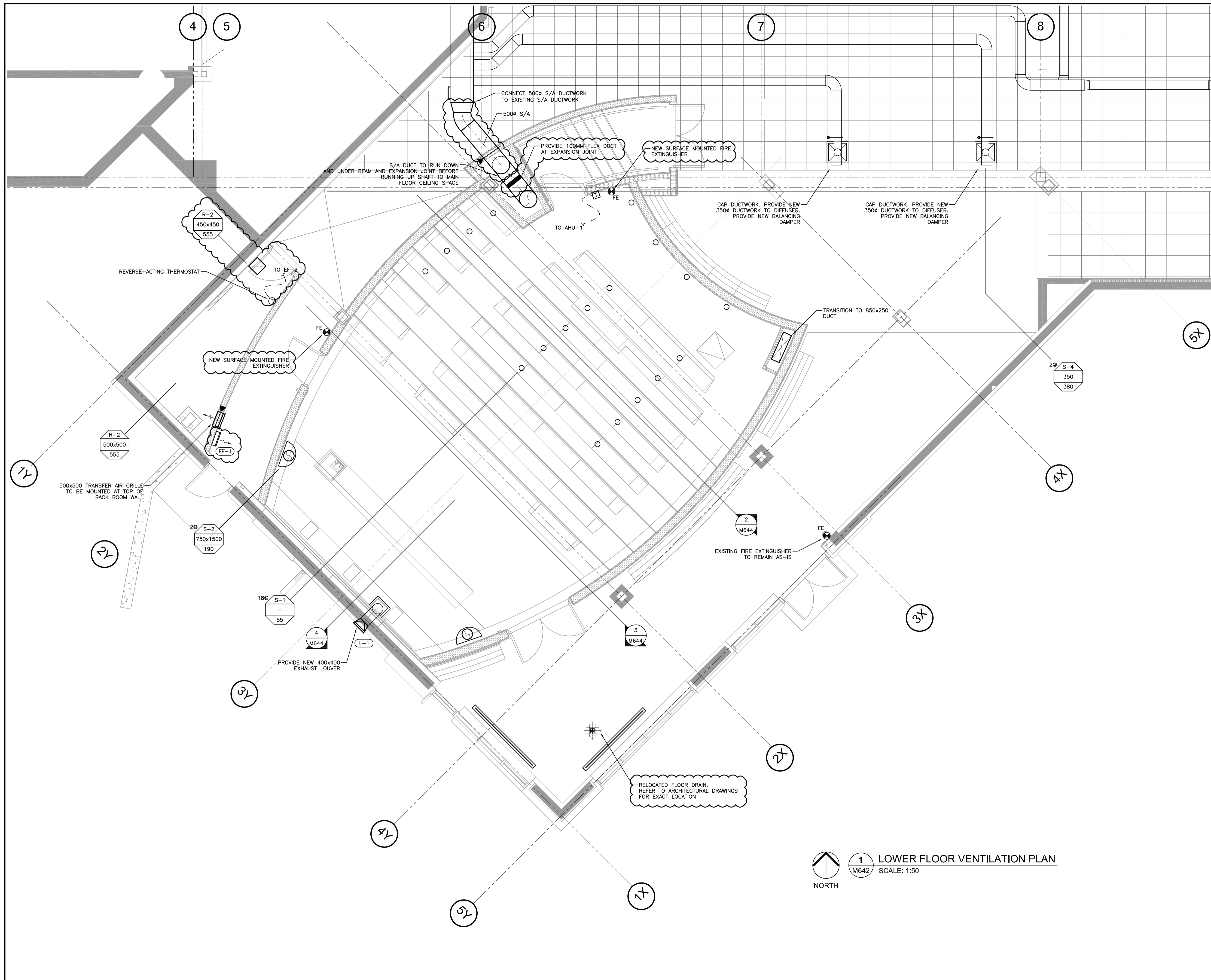
Sheet/Feuille
M643
4 OF 6

Revision no./
La Révision
no.

1 MAIN FLOOR VENTILATION PLAN
SCALE: 1:50

NORTH





Consultant's Name
Nom de l'expert-conseil

Consultant's Name
Nom de l'expert-conseil

Eng. Stamp
Sceau de l'ingénieur

Consultant's Name
Nom de l'expert-conseil



#223, 52 Sioux Road • Sherwood Park, Alberta, Canada • T8A 4X1
Phone: 780.416.8336 • Fax: 780.416.8620
www.vitalengineering.ca

Eng. Stamp
Sceau de l'ingénieur

DO NOT SCALE DRAWINGS

Revision/Revision	Description/Description	Date/Date
3	ISSUED FOR ADDENDUM #2	13/08/01
2	ISSUED FOR TENDER AND PERMIT	13/06/19
1	ISSUED FOR 99% REVIEW	13/05/23
0	ISSUED FOR 85% REVIEW	13/05/10

Client/client

Parks Canada Agency / L'Agence Parcs Canada
Western and Northern Region / Ouest et Nord du Canada

Project title/Titre du projet
JASPER NATIONAL PARK
ICEFIELD CENTRE
RECAPITALIZATION PACKAGE 4.6
NEW GALLERY THEATRE

Approved by/Approuvé par

Designed by/Concept par

SAS/MW

Drawn by/Dessiné par

SAS/MW

PWGSC Project Manager/Administrateur de Projets TP/SC
GERALD GALAMBOS

PWGSC, Architectural and Engineering Resources Manager/
Ressources Architectural et de Directeur d'ingénierie, TP/SC

Client/client

PARKS CANADA

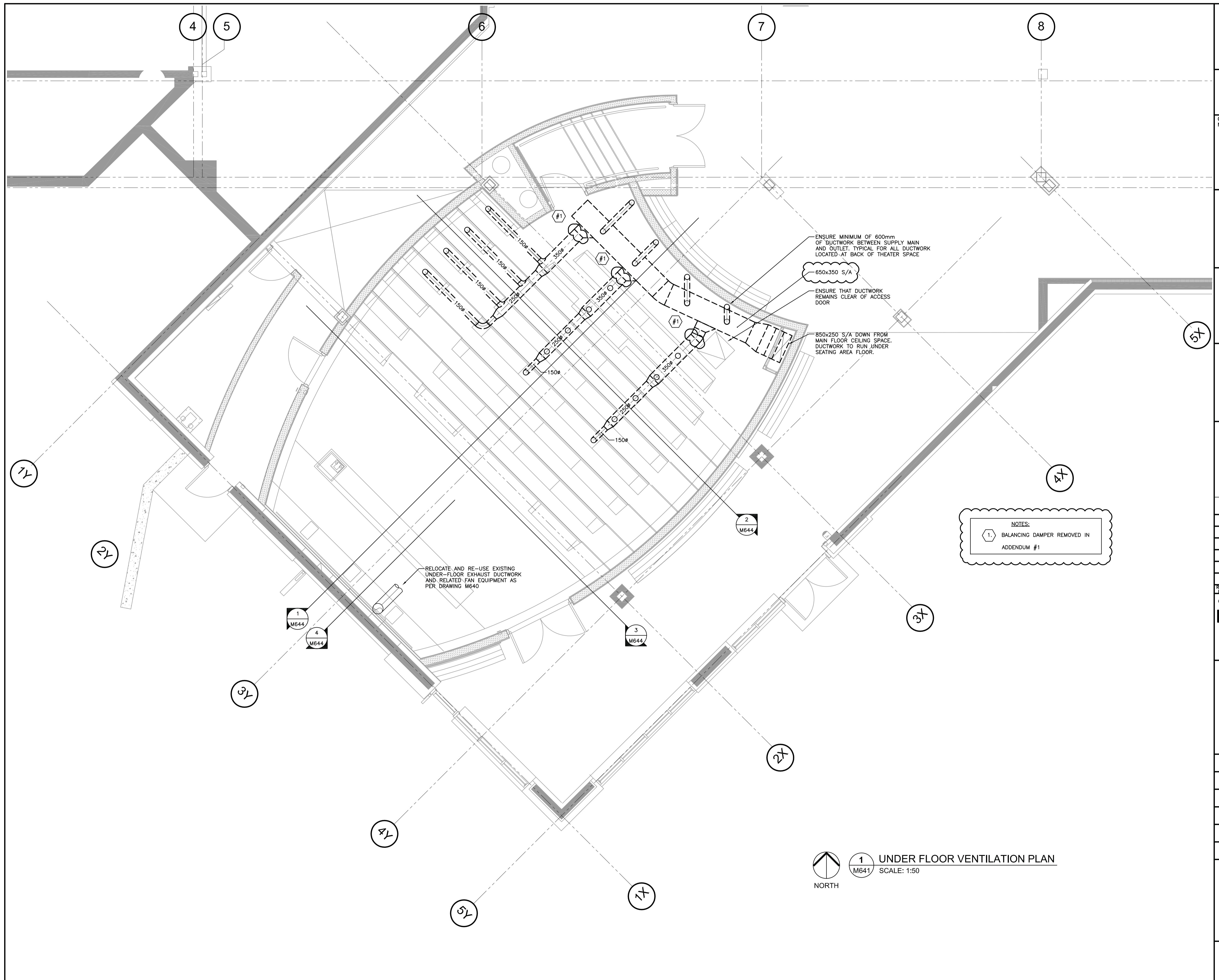
Drawing title/Titre du dessin

LOWER FLOOR VENTILATION PLAN

Project No./No. du projet R.015790.001	Sheet/Feuille M642 3 OF 6	Revision no./ La Révision no.
---	---------------------------------	-------------------------------------

1 M642 LOWER FLOOR VENTILATION PLAN
SCALE: 1:50
NORTH





Public Works and Government Services Canada / Travaux publics et Services gouvernementaux Canada

REAL PROPERTY SERVICES
Western Region
SERVICES IMMOBILIERS
Région de l'ouest

SSA
SHERRI SHORTEN ARCHITECT LTD.

Consultant's Name / Nom de l'expert-conseil

Consultant's Name / Nom de l'expert-conseil

Eng. Stamp / Sceau de l'ingénieur

Consultant's Name / Nom de l'expert-conseil

VITAL
engineering

#223, 52 Sioux Road • Sherwood Park, Alberta, Canada • T8A 4X1
Phone: 780.416.8336 • Fax: 780.416.8620
www.vitalengineering.ca

Eng. Stamp / Sceau de l'ingénieur

DO NOT SCALE DRAWINGS

Revision/	Description/Description	Date/Date
3	ISSUED FOR ADDENDUM #2	13/08/01
2	ISSUED FOR TENDER AND PERMIT	13/06/19
1	ISSUED FOR 99% REVIEW	13/05/23
0	ISSUED FOR 95% REVIEW	13/05/10

Client/client

Parks Canada Agency / L'Agence Parcs Canada
Western and Northern Region / Ouest et Nord du Canada

Project title/Titre du projet
**JASPER NATIONAL PARK
ICEFIELD CENTRE
RECAPITALIZATION PACKAGE 4.6
NEW GALLERY THEATRE**

Approved by/Approuvé par

Designed by/Concept par
SAS/MW

Drawn by/Dessiné par
SAS/MW

PWGSC Project Manager/Administrateur de Projets TP/SC
GERALD GALAMBOS

PWGSC, Architectural and Engineering Resources Manager/
Ressources Architectural et de Directeur d'ingénierie, TP/SC

Client/client
PARKS CANADA

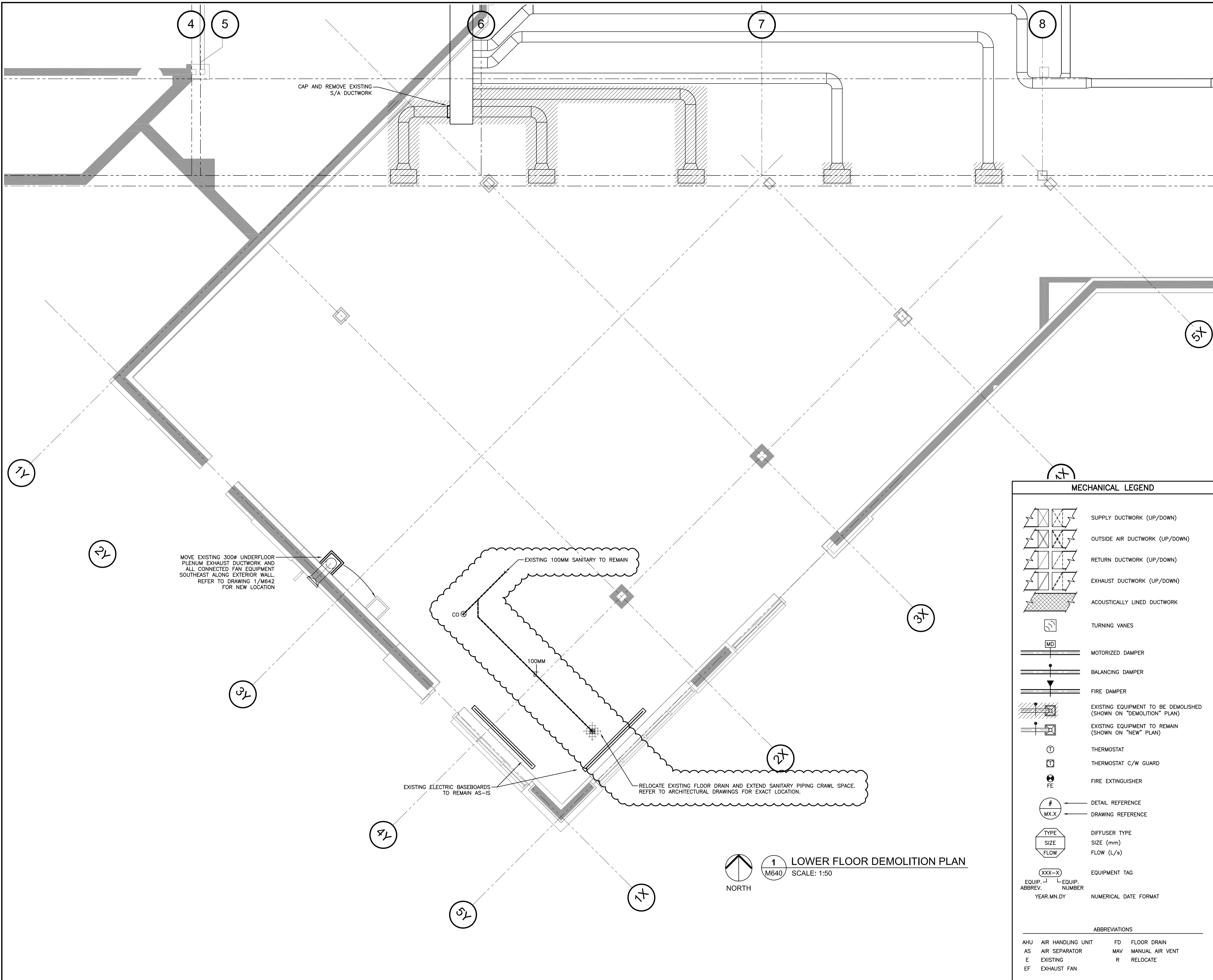
Drawing title/Titre du dessin
UNDER FLOOR VENTILATION PLAN

Project No./No. du projet
R.015790.001

Sheet/Feuille
M641
2 OF 6

Revision no./
La Révision
no.





1 M640 LOWER FLOOR DEMOLITION PLAN
SCALE: 1:50

MECHANICAL LEGEND

- SUPPLY DUCTWORK (UP/DOWN)
- OUTSIDE AIR DUCTWORK (UP/DOWN)
- RETURN DUCTWORK (UP/DOWN)
- EXHAUST DUCTWORK (UP/DOWN)
- ACOUSTICALLY LINED DUCTWORK
- TURNING VANES
- MOTORIZED DAMPER
- BALANCING DAMPER
- FIRE DAMPER
- EXISTING EQUIPMENT TO BE DEMOLISHED (SHOWN ON "DEMOLITION" PLAN)
- EXISTING EQUIPMENT TO REMAIN (SHOWN ON "NEW" PLAN)
- THERMOSTAT
- THERMOSTAT C/W GUARD
- FIRE EXTINGUISHER
- DETAIL REFERENCE
- DRAWING REFERENCE
- DIFFUSER TYPE
- SIZE (mm)
- FLOW (L/s)
- EQUIPMENT TAG
- EQUIP. ABBREV. NUMBER
- YEAR.MN.DY NUMERICAL DATE FORMAT

ABBREVIATIONS

AHU	AIR HANDLING UNIT	FD	FLOOR DRAIN
AS	AIR SEPARATOR	MAV	MANUAL AIR VENT
E	EXISTING	R	RELOCATE
EF	EXHAUST FAN		

Consultant's Name
 Nom de l'expert-conseil

Consultant's Name
 Nom de l'expert-conseil

Eng. Stamp
 Sceau de l'ingénieur

Consultant's Name
 Nom de l'expert-conseil

VITAL
 engineering

#223, 52 Sioux Road • Sherwood Park, Alberta, Canada • T8A 4X1
 Phone: 780.416.8336 • Fax: 780.416.8620
 www.vitalengineering.ca

Eng. Stamp
 Sceau de l'ingénieur

DO NOT SCALE DRAWINGS

Revision/Revision	Description/Description	Date/Date
3	ISSUED FOR ADDENDUM #2	13/08/01
2	ISSUED FOR TENDER AND PERMIT	13/06/19
1	ISSUED FOR 99% REVIEW	13/05/23
0	ISSUED FOR 85% REVIEW	13/05/10

Client/client

Parks Canada Agency / L'Agence Parcs Canada
 Western and Northern Region / Ouest et Nord du Canada

Project title/Titre du projet
**JASPER NATIONAL PARK
 ICEFIELD CENTRE
 RECAPITALIZATION PACKAGE 4.6
 NEW GALLERY THEATRE**

Approved by/Approuvé par

Designed by/Concept par
 SAS/MW

Drawn by/Dessiné par
 SAS/MW

PWSC Project Manager/Administrateur de Projets TPSC
 GERALD GALAMBOS

PWSC Architectural and Engineering Resources Manager/
 Ressources Architectural et de Directeur d'ingénierie, TPSC

Client/client
 PARKS CANADA

Drawing title/Titre du dessin
LOWER FLOOR DEMOLITION PLAN



Consultant's Name
Nom de l'expert-conseil

Consultant's Name
Nom de l'expert-conseil

Eng. Stamp
Sceau de l'ingénieur

Consultant's Name
Nom de l'expert-conseil

Eng. Stamp
Sceau de l'ingénieur

DO NOT SCALE DRAWINGS

Revision/Revision	Description/Description	Date/Date
3	ISSUED FOR ADDENDUM #2	13/08/01
2	ISSUED FOR TENDER AND PERMIT	13/06/19
1	ISSUED FOR 99% REVIEW	13/05/23
0	ISSUED FOR 95% REVIEW	13/05/10

Client/client

Parks Canada Agency / L'Agence Parcs Canada

Western and Northern Region / Ouest et Nord du Canada

Project title/Titre du projet

JASPER NATIONAL PARK
ICEFIELD CENTRE
RECAPITALIZATION PACKAGE 4.6
NEW GALLERY THEATRE

Approved by/Approuvé par

Designed by/Concept par

SAS/MW

Drawn by/Desiné par

SAS/MW

PWGSC Project Manager/Administrateur de Projets TP/SC
GERALD GALAMBOS

PWGSC, Architectural and Engineering Resources Manager/
Ressources Architectural et de Directeur d'ingénierie, TP/SC

Client/client

PARKS CANADA

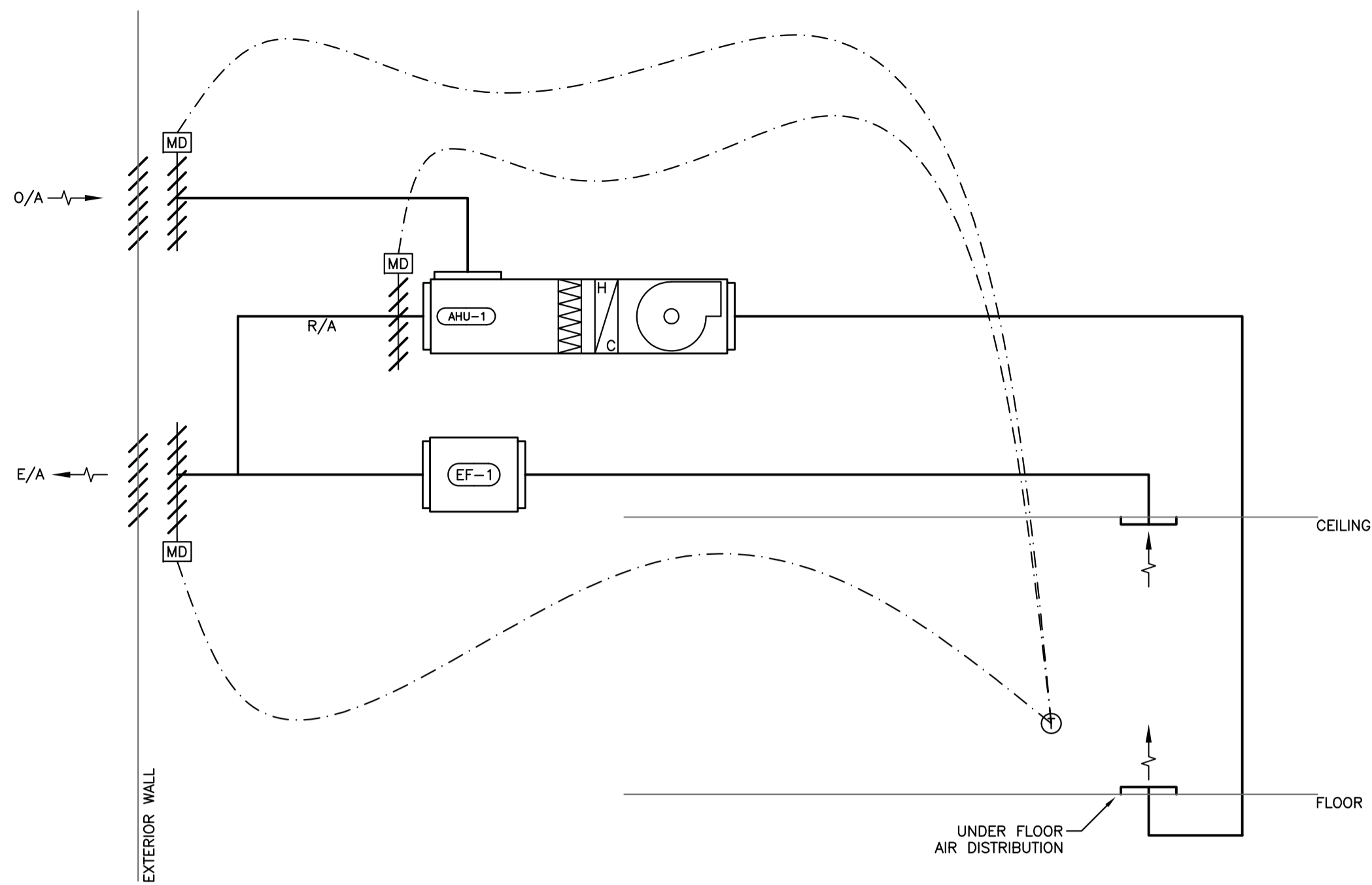
Drawing title/Titre du dessin

SCHEMATICS, DETAILS AND
SCHEDULES

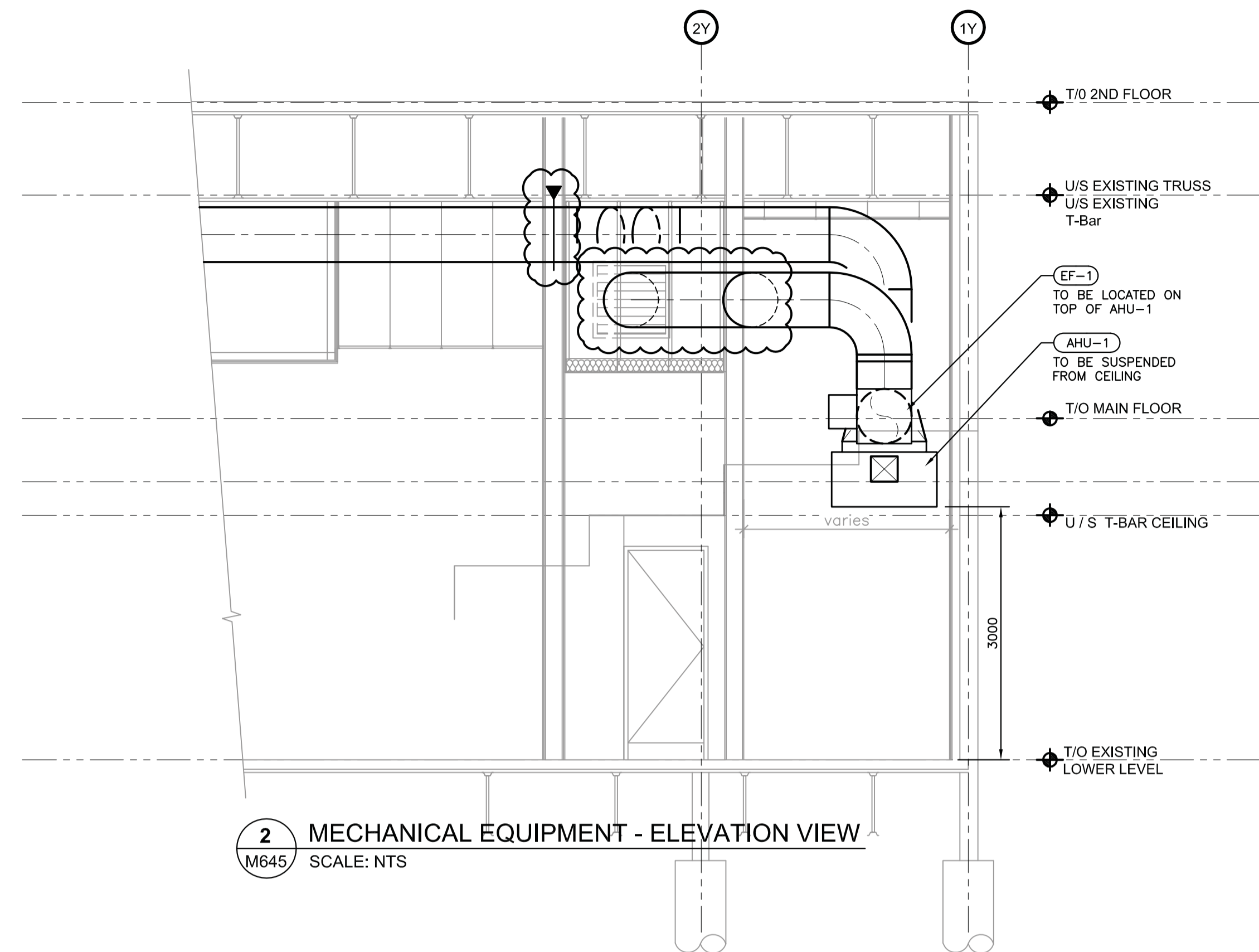
Project No./No. du projet
R.015790.001

Sheet/Feuille
M645
6 OF 6

Revision no./
No. Révision



1 AIRSIDE SYSTEM SCHEMATIC
SCALE: NTS



2 MECHANICAL EQUIPMENT - ELEVATION VIEW
SCALE: NTS

LOUVER SCHEDULE

TAG	DESCRIPTION	SIZE	BASIS OF DESIGN		NOTES
			MFR	MODEL	
L-1	UNDERFLOOR EXHAUST LOUVER	400x400	PRICE	K6776X	1,2,3
L-2	THEATER EXHAUST LOUVER	900x900	PRICE	K6776X	1,2,3
L-3	THEATER SUPPLY LOUVER	900x900	PRICE	K6776X	1,2,3

NOTES:
1. COORDINATE EXACT LOCATIONS WITH ARCHITECTURAL PLAN.
2. SIZE AS INDICATED ON DRAWINGS.
3. COORDINATE COLOR WITH ARCHITECT

EXHAUST FAN SCHEDULE

TAG	MODEL	SERVICE	TYPE	MOUNTING	CAPACITY			ESP	DRIVE	MOTOR			NOTES
					CFM	L/s	in			RPM	HP	V-PH	
EF-1	BSQ-160-5	EXHAUST AIR	CENTRIFUGAL INLINE	INLINE	3000	1416	0.25	BELT	1155	0.5	115-1	1	
EF-2	BSQ-100-A	TRANSFER AIR	INLINE DIRECT DRIVE	INLINE	1200	566	0.25	DIRECT	1725	0.3	115-1	1	

NOTES:
1. DESIGN, PERFORMANCE AND MODEL NUMBERS BASED ON GREENHECK.

DUCT SILENCER SCHEDULE

TAG	MODEL	SERVICE	LOCATION	DUCT SIZE	FLOW	PD	MIN. INSERTION LOSS (dB)								NOTES
							OCTAVE BAND								
							63 Hz	125 Hz	250 Hz	500 Hz	1K Hz	2K Hz	4K Hz	8K Hz	
SA-1	RED-UHV-F6-L15672	RETURN/EXHAUST	EXHAUST ELBOW	500x500	709	5	7	12	19	28	37	36	28	23	1
SA-2	RED-UHV-F6-L15672	RETURN/EXHAUST	EXHAUST ELBOW	500x500	709	5	7	12	19	28	37	36	28	23	1

NOTES:
1. DESIGN, PERFORMANCE AND MODEL NUMBERS BASED ON VIBRO-ACOUSTICS.

FORCE FLOW HEATER SCHEDULE

UNIT NO.	LOCATION	SERVICE	MANUFACTURER	MODEL	HEATING CAPACITY	
					MBH	kW
FF-1	EMERGENCY EXIT	HEATING	OULETTE	OACO1502	5.1	1.50

NOTES:
1. SURFACE MOUNTED

AIR HANDLING UNIT SCHEDULES

UNIT NO.	SERVICE	MODEL	LOCATION	WEIGHT (KG)	MIN. O/A (L/S)	AIR DATA			V-Ph	HEATING MEDIA	HEATING COIL			NOTES		
						AIRFLOW (L/S)	ESP (PA)	MOTOR HP			AIR T _{in} (°C)	AIR T _{out} (°C)	OUTPUT (kW)		AMPS	
AHU-1	THEATER	MSCF-65L-FC-15	STORAGE ROOM	320	570	1535	0.75	2	208-3	ELECTRICITY	11	20	18.0	44.4	208-3	1

NOTES:
1. DESIGN, PERFORMANCE AND MODEL NUMBERS BASED ON GREENHECK.

AIR INLET AND OUTLET SCHEDULE

TAG	DESCRIPTION	MOUNTING	NECK	BASIS OF DESIGN			NOTES
				MFR	MODEL	MATERIAL	
S-1	ROUND FLOOR DIFFUSER	FLOOR	150 BOOT	PRICE	RTFD-DBAS	POLYMER	1,2,3
S-2	WALL MOUNTED DISPLACEMENT DIFFUSER	WALL	300	PRICE	DR180	-	1,2,3
S-3	LINEAR BAR GRILLE	CEILING	-	PRICE	LBP-15B	STEEL	1,2,3
S-4	DIFFUSER	T-BAR	-	PRICE	SPD	STEEL	1,2,3
E-1	EGGCRATE FACE RETURN	DUCT	-	PRICE	80	STEEL	1,2,3
T-1	STEEL DOOR GRILLE	DOOR	-	PRICE	STG1	STEEL	1,2,3
R-1	FIRE RATED RETURN AIR GRILLE	WALL	-	PRICE	500-FR	STEEL	1,2,3
R-2	RETURN AIR GRILLE	WALL	-	PRICE	500	STEEL	1,2,3

NOTES:
1. COORDINATE EXACT LOCATIONS WITH ARCHITECTURAL PLAN.
2. SIZE AS INDICATED ON DRAWINGS.
3. COORDINATE COLOR WITH ARCHITECT



BUILDING SIGNAGE SCHEDULE


Consultant's Name
Nom de l'expert-conseil



Consultant's Name
Nom de l'expert-conseil



Eng. Stamp
Sceau de l'ingénieur



Consultant's Name
Nom de l'expert-conseil

Eng. Stamp
Sceau de l'ingénieur

DO NOT SCALE DRAWINGS

Revision/Revision	Description/Description	Date/Date
5	ADDENDUM-02	13/08/02
4	TENDER-AND-PERMIT	13/06/19
3	FINAL-DESIGN-REVIEW	13/05/23
2	DESIGN-REVIEW	12/12/03
1	DESIGN-REVIEW	12/11/16

Client/client

Parks Canada Agency	L'Agence Parcs Canada
Western and Northern Region	Ouest et Nord du Canada

Project title/Titre du projet
**JASPER NATIONAL PARK
ICEFIELD CENTRE
RECAPITALIZATION PACKAGE 4.6
NEW GALLERY THEATRE**

Approved by/Approuvé par

Designed by/Concept par

Drawn by/Dessiné par

PWGSC Project Manager/Administrateur de Projets TPSGC
GERALD GALAMBOS

PWGSC, Architectural and Engineering Resources Manager/
Ressources Architectural et de Directeur d'ingénierie, TPSGC

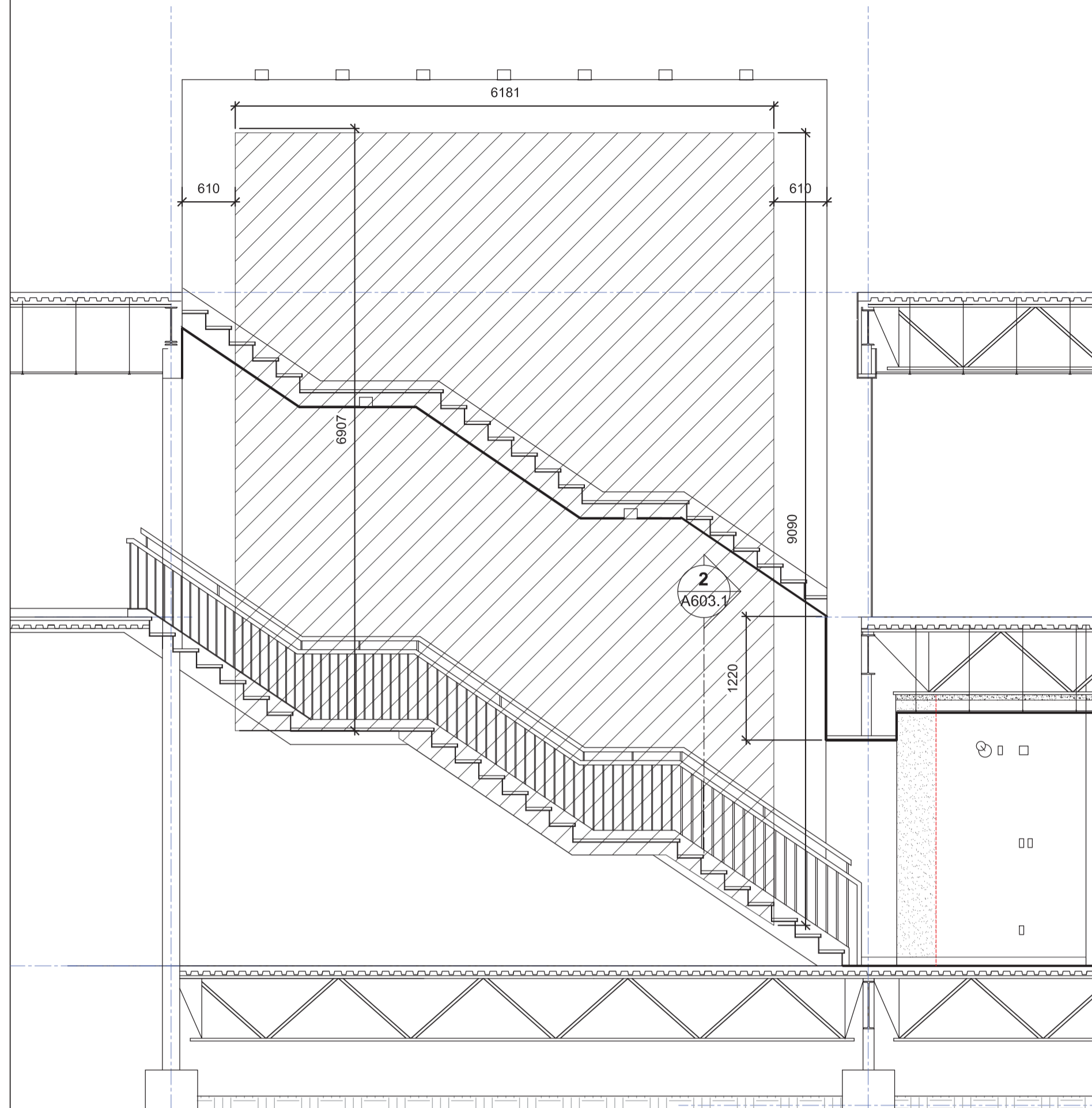
Client/client

PARKS CANADA

Drawing title/Titre du dessin

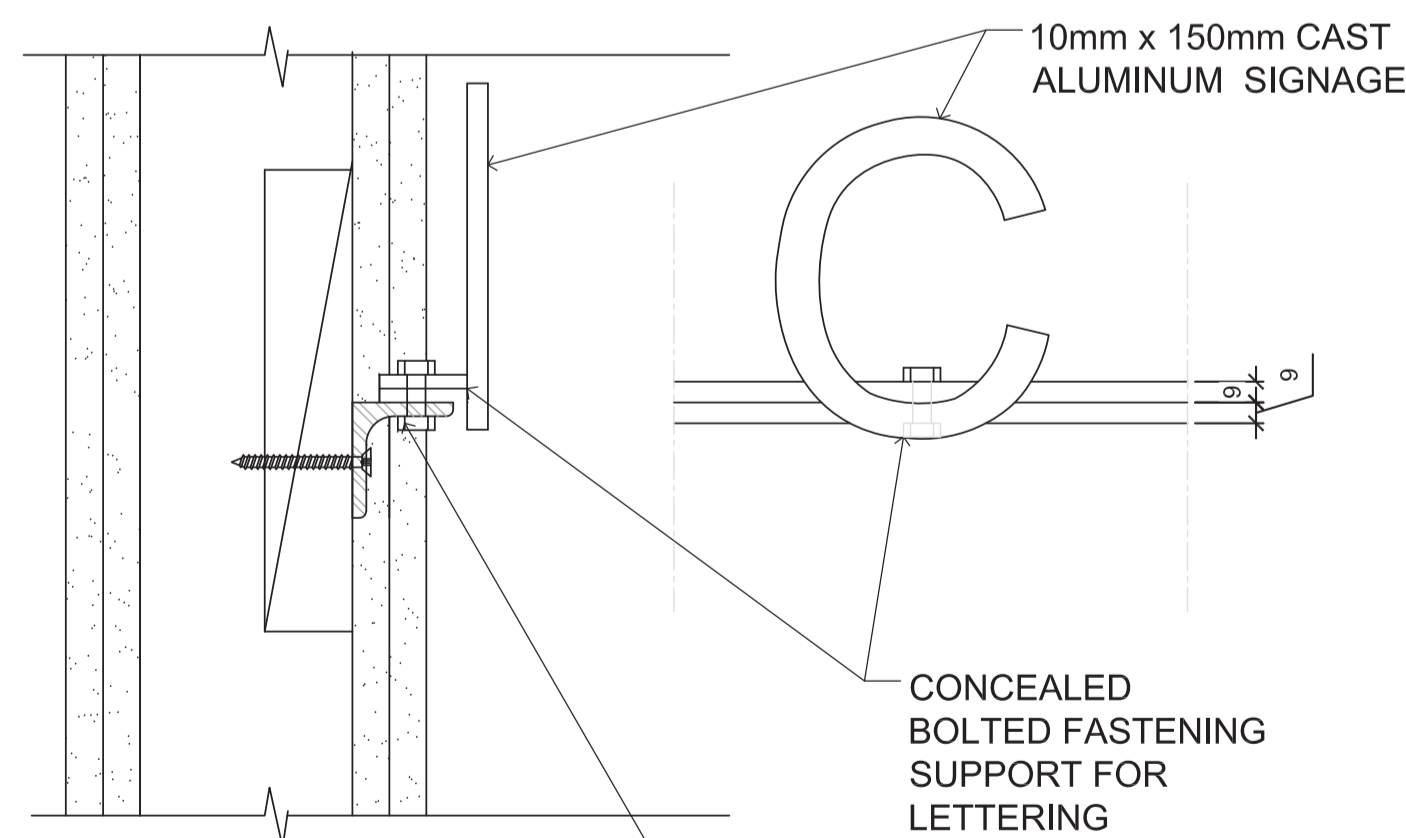
BUILDING SIGN SCHEDULE

Project No./No. du projet R.015790.001	Sheet/Feuille A603.1 5 OF 29	Revision no./ La Révision no.
---	------------------------------------	-------------------------------------



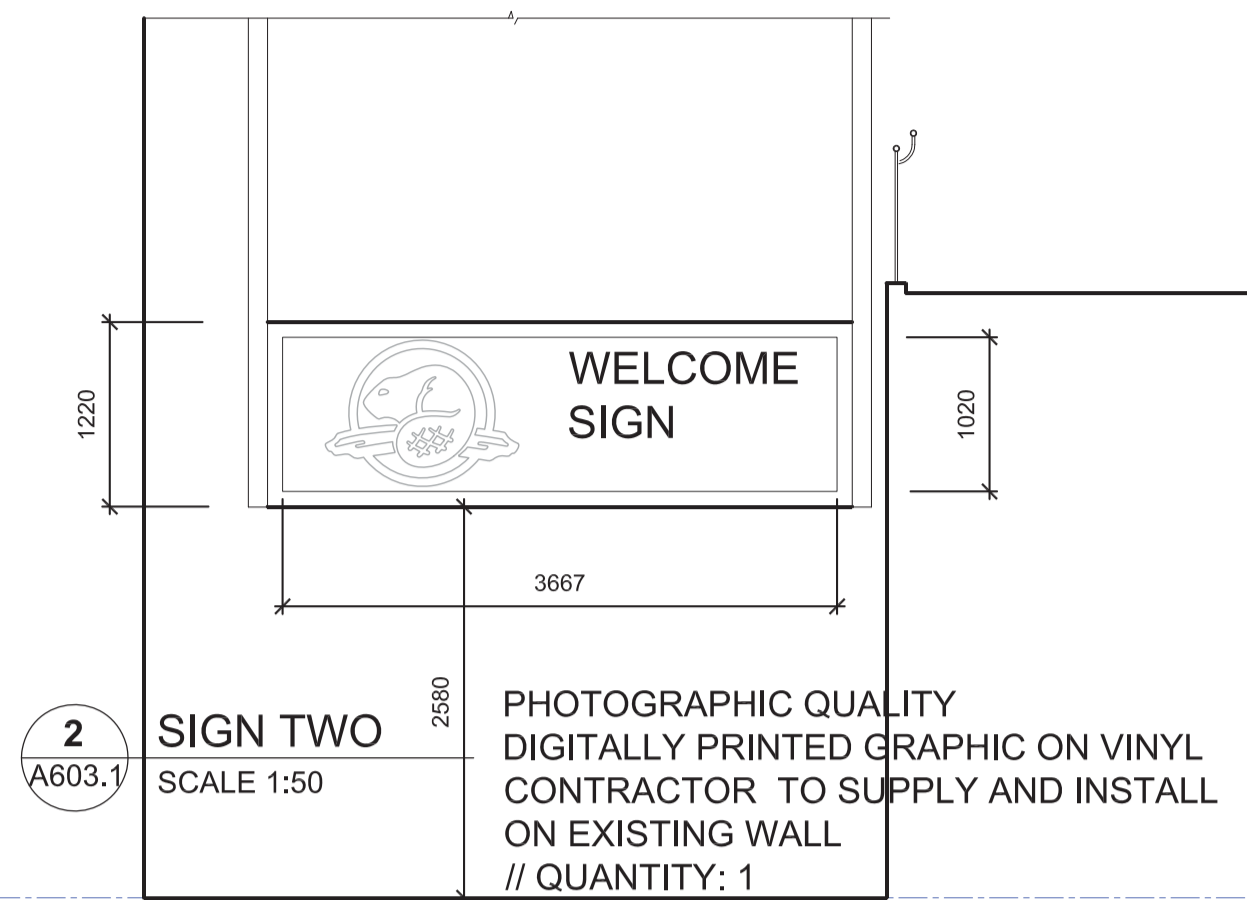
1 SIGN ONE
A603.1 SCALE 1:40

PHOTOGRAPHIC IMAGE
DIGITALLY PRINTED GRAPHIC ON VINYL
CONTRACTOR TO SUPPLY AND INSTALL
ON EXISTING WALL
// QUANTITY: 1
6100 X 6800
GRAPHIC DESIGN FILES SUPPLIED BY OWNER



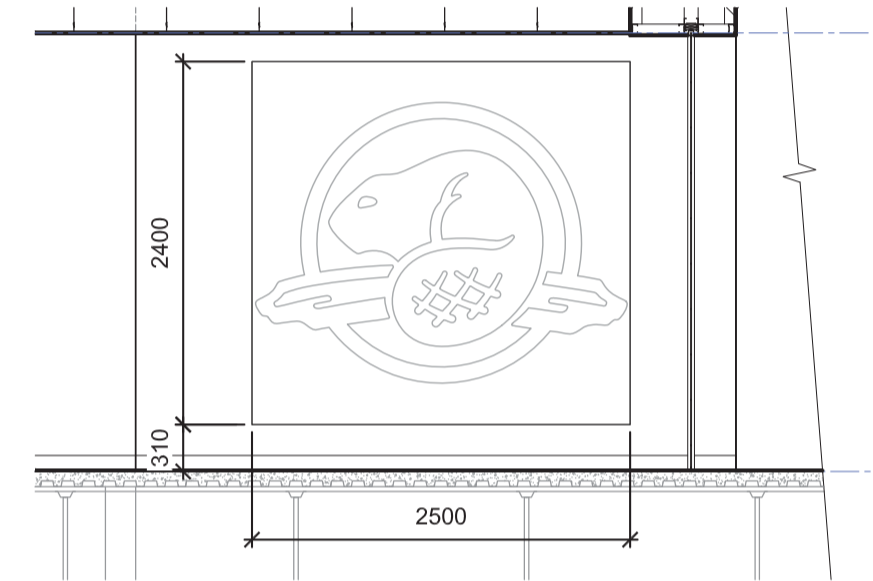
11 SIGN SUPPORT
A603.1 SCALE NTS

6mm X 50mm X 50mm ANGLE BRACKET X LENGTH OF SIGN
PRIME AND PAINT
ANCHOR TO SOLID BLOCKING IN WALL AT 100 O.C
PRE-DRILL ANGLE FOR 12mm DIA SIGN BOLT



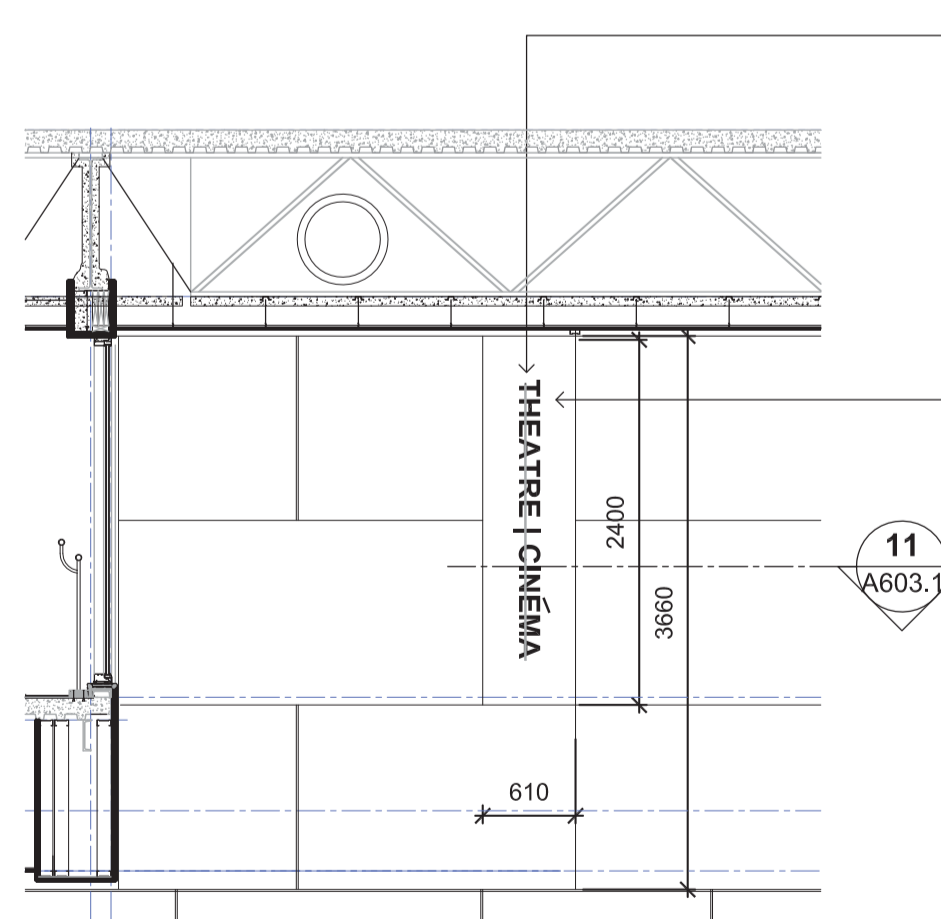
2 SIGN TWO
A603.1 SCALE 1:50

PHOTOGRAPHIC QUALITY
DIGITALLY PRINTED GRAPHIC ON VINYL
CONTRACTOR TO SUPPLY AND INSTALL
ON EXISTING WALL
// QUANTITY: 1
3665 X 1020
GRAPHIC DESIGN FILES
SUPPLIED BY OWNER



3 SIGN THREE
A603.1 SCALE 1:50

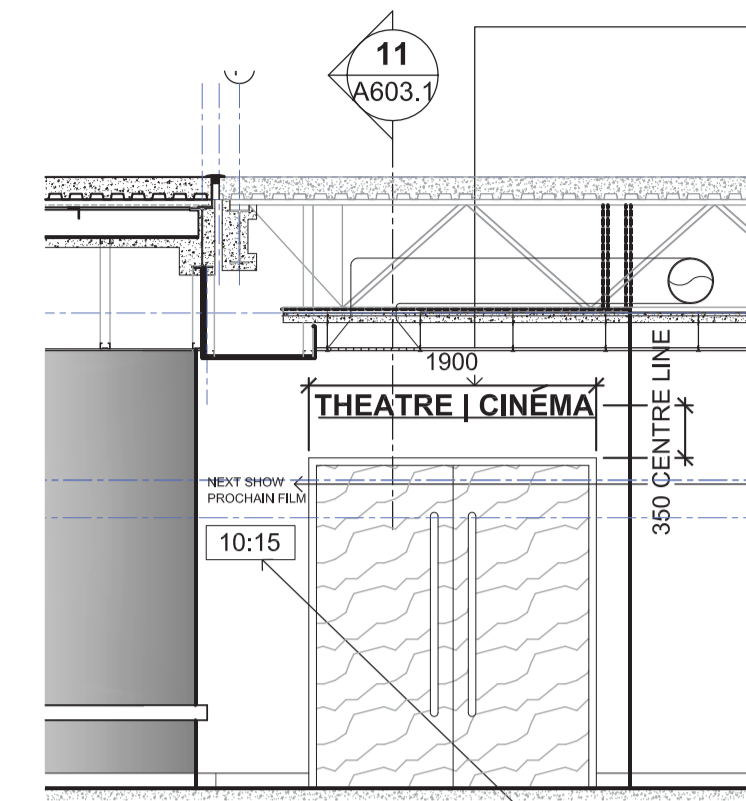
PHOTOGRAPHIC QUALITY
DIGITALLY PRINTED GRAPHIC ON VINYL
CONTRACTOR TO SUPPLY AND INSTALL
ON EXISTING WALL
// QUANTITY: 1
2500 X 2500
GRAPHIC DESIGN FILES
SUPPLIED BY OWNER



9 SIGN NINE
A603.1 SCALE 1:50

150 HIGH CAST ALUMINUM
LETTERS, HELVETICA
SIGN SUPPLY AND
INSTALL BY CONTRACTOR.
DIGITAL ARTWORK FILES
SUPPLIED BY
PARKS CANADA

ACCENT PAINT
ON WALL BEHIND SIGN



4 SIGN FOUR
A603.1 SCALE 1:50

150 HIGH CAST ALUMINUM
LETTERS, HELVETICA
SIGN SUPPLY AND
INSTALL BY CONTRACTOR.
DIGITAL ARTWORK FILES
SUPPLIED BY
PARKS CANADA

60 HIGH VINYL CUT
LETTERS, HELVETICA
SIGN SUPPLY AND
INSTALL BY CONTRACTOR.
DIGITAL ARTWORK FILES
SUPPLIED BY
PARKS CANADA
SEE SIGN 5 AND 6

TIME CLOCK -
REFER TO AV DRAWINGS

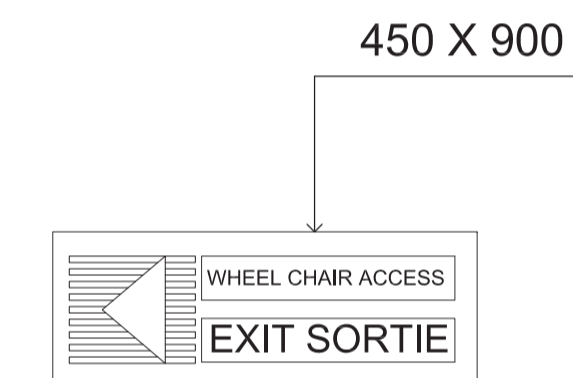
NEXT SHOW PROCHAIN FILM

5 SIGN FIVE
A603.1 SCALE 1:50

60mm HIGH VINYL LETTERS
MOUNTED TO WALL
CONTRACTOR TO INSTALL
AND SUPPLY //
QUANTITY:
1 AT LOWER LEVEL
1 AT MAIN FLOOR

GRAPHIC DESIGN FILES
SUPPLIED BY OWNER

8 SIGN EIGHT
A603.1 SCALE 1:50



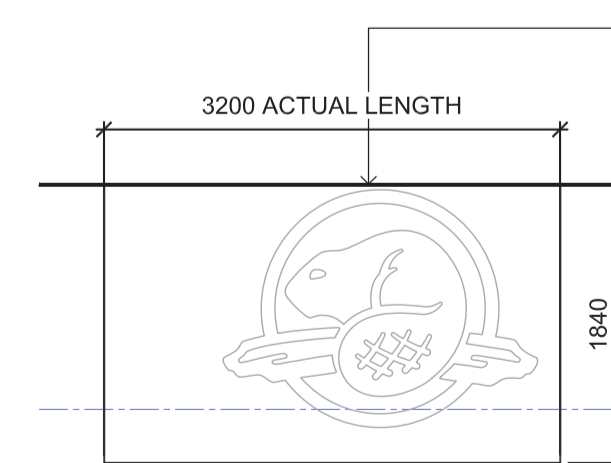
6 SIGN SIX
A603.1 SCALE 1:30

VINYL FILM AND
60mm HIGH VINYL
LETTERS TO BACK SIDE OF
6mm POLYCARBONATE
CONTRACTOR TO INSTALL
AND SUPPLY
GRAPHIC DESIGN FILES
SUPPLIED BY OWNER
QUANTITY: 1

7 SIGN SEVEN
A603.1 SCALE 1:30

VINYL FILM AND
60mm HIGH LETTERS TO
BACK SIDE OF 6mm
POLYCARBONATE SIGN 150 X 600

10 SIGN TEN
A603.1 SCALE 1:50



DIGITAL SIGN ON VINYL
LAMINATE SIGN
TO WALL BEHIND INFO DESK.
SUPPLY AND INSTALL OF
SIGN BY CONTRACTOR.
GRAPHIC DESIGN FILES SUPPLIED
BY PARKS CANADA



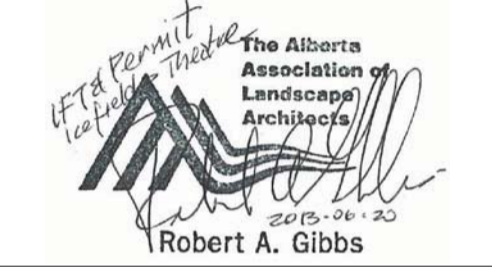
Consultant's Name / Nom de l'expert-conseil



EIDOS CONSULTANTS INCORPORATED

Consultant's Name / Nom de l'expert-conseil

Eng. Stamp / Sceau de l'ingénieur



Consultant's Name / Nom de l'expert-conseil

Eng. Stamp / Sceau de l'ingénieur

DO NOT SCALE DRAWINGS

Revision/Revision	Description/Description	Date/Date
1	ISSUED FOR ADDENDUM #1	13/07/26
0	ISSUED FOR TENDER AND PERMIT	13/06/20

Client/client

Parks Canada Agency / L'Agence Parcs Canada

Western and Northern Region / Ouest et Nord du Canada

Project title/Titre du projet

JASPER NATIONAL PARK ICEFIELD CENTRE RECAPITALIZATION PACKAGE 4.6 NEW GALLERY THEATRE

Approved by/Approuvé par

Designed by/Concept par

RGRM

Drawn by/Dessiné par

RM

PWSC Project Manager/Administrateur de Projets TPSGC GERALD GALAMBOS

PWSC, Architectural and Engineering Resources Manager/Ressources Architectural et de Directeur d'Ingénierie, TPSGC PWSC-RM

Client/client

PARKS CANADA

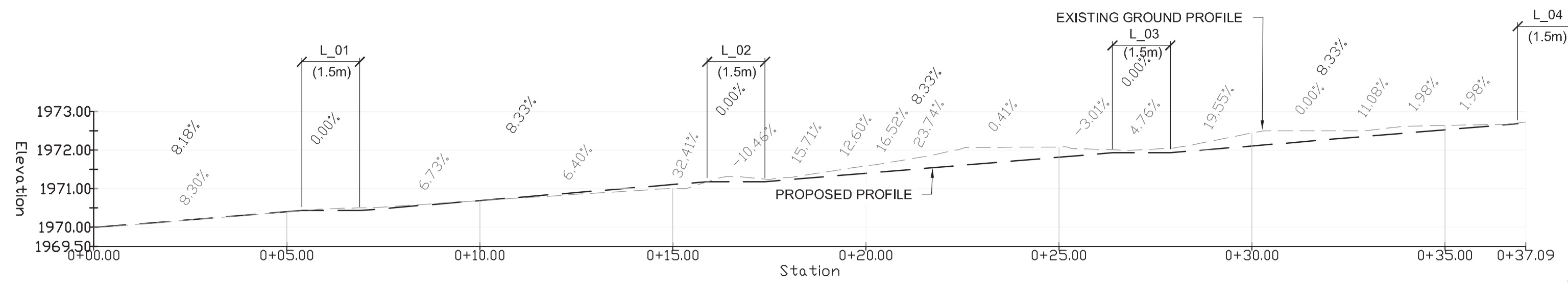
Drawing title/Titre du dessin

GALLERY THEATRE EMERGENCY ACCESS ROUTE SUB-GRADE PROFILES & DETAILS

Project No./No. du projet
R.015790.001

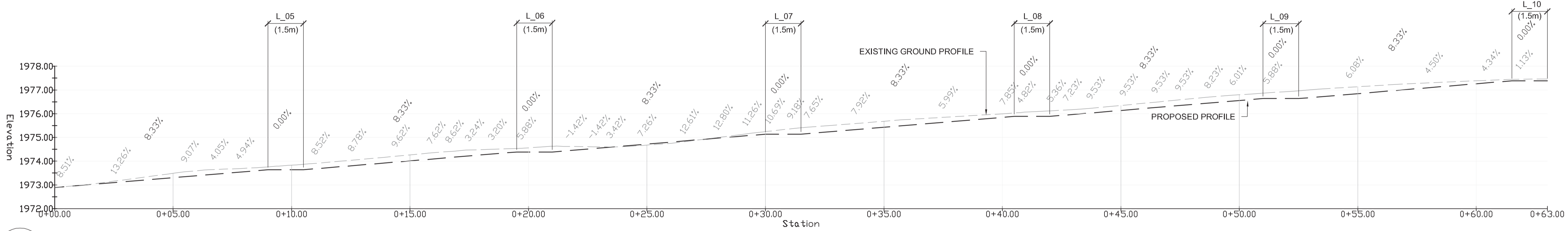
Sheet/Feuille
C110
2 OF 2

Revision no./
La Révision no.
1



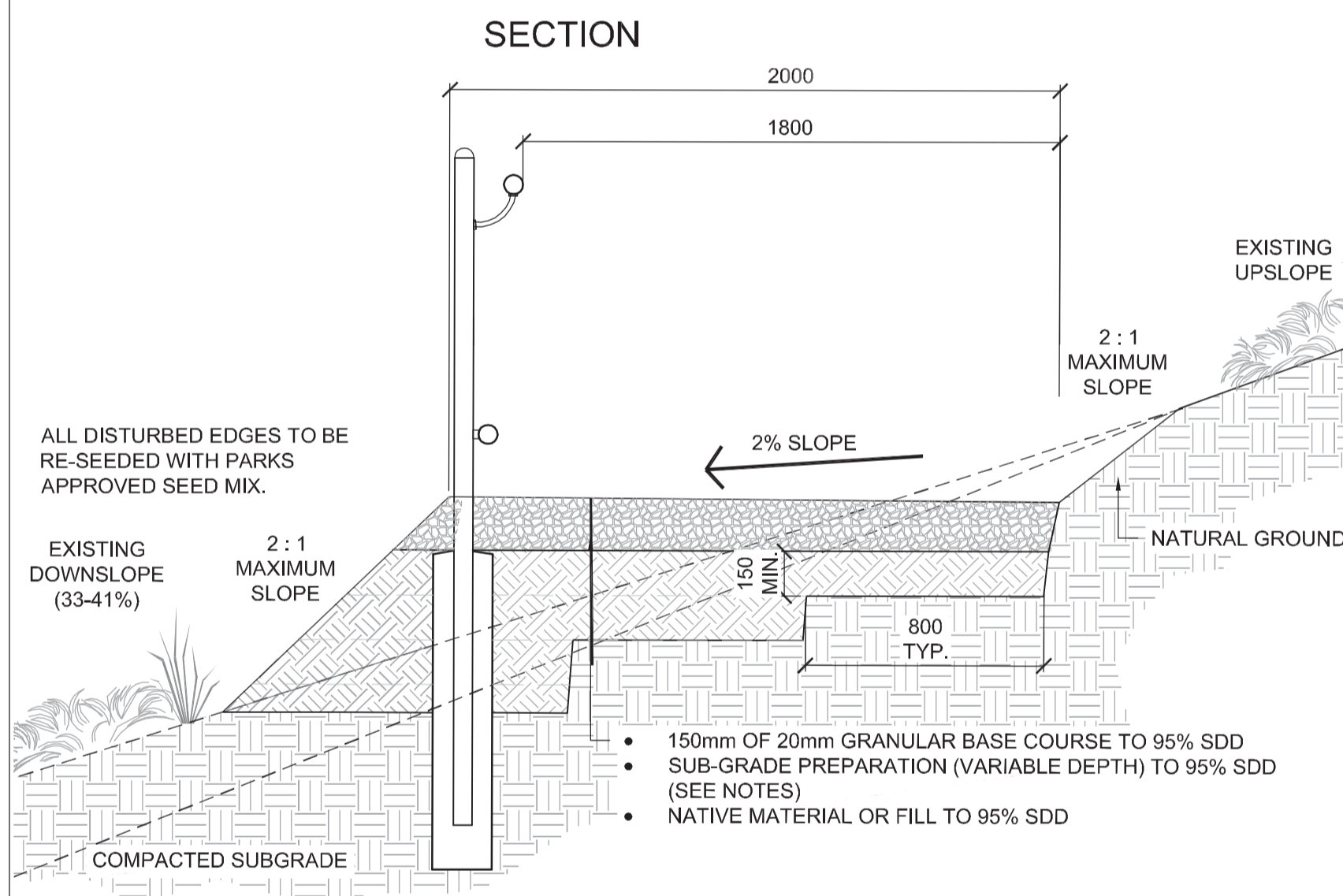
1 EMERGENCY EGRESS PROFILE - KIOSK TO TRAIL LANDING (1.8m WIDTH)

110 SCALE = 1:100



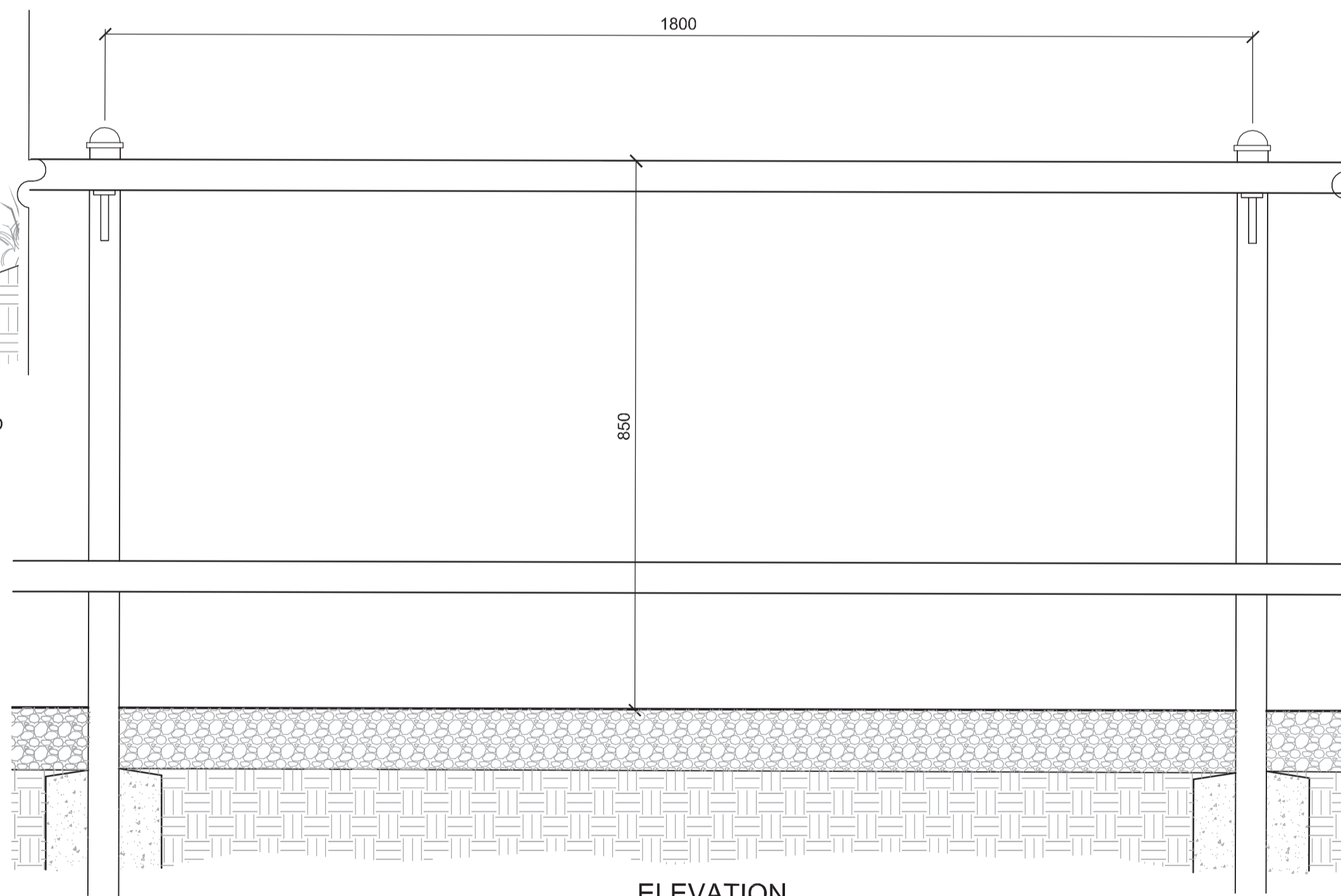
2 EMERGENCY EGRESS PROFILE - TRAIL LANDING TO BUILDING (1.8m WIDTH)

110 SCALE = 1:100

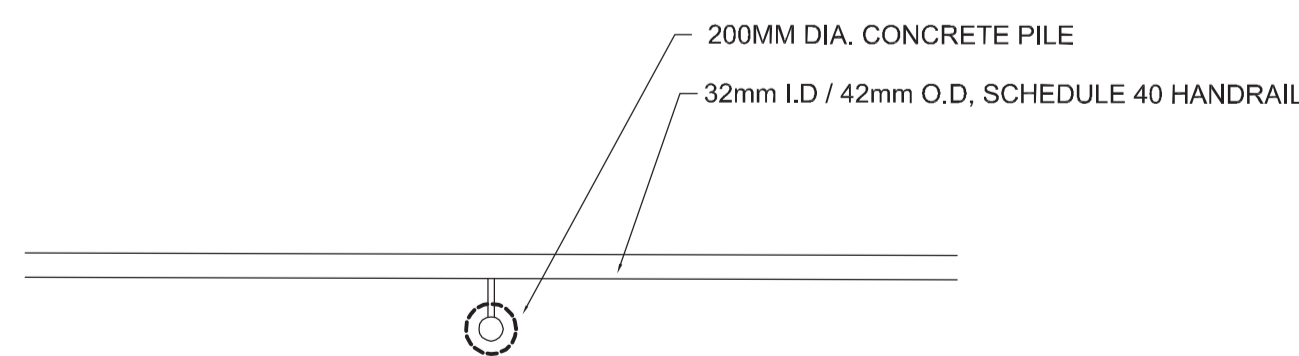


NOTES

- SUB-GRADE PREPARATION: BUILD IN THREE STEPS USING NATIVE IN_SITU MATERIAL.
- MAXIMUM STEP HEIGHT TO BE 300mm.
- MAXIMUM LIFT HEIGHT TO BE 150mm.
- ALL DISTURBED EDGES TO BE RE-SEEDED WITH PARKS APPROVED SEED MIX.



ELEVATION



EXISTING SLOPE

PLAN

3 EMERGENCY EGRESS (1.8m WIDTH) - DETAILS

110 SCALE = N.T.S

STRUCTURAL ENGINEER TO REVIEW HANDRAIL AND GUARD DESIGN

NOTES:

- CONTINUOUS HANDRAIL & GUARD WITH CONNECTING SLEEVES FOR EXPANSION. MAX. 10.5m O.C.
- GUARD & RAILS TO BE GALVANIZED.
- PROVIDE SHOP DRAWINGS STAMPED BY ALBERTA REGISTERED PROFESSIONAL ENGINEER.

4 EMERGENCY EGRESS - HANDRAIL DETAILS

110 SCALE = N.T.S