

04		
03		
02		
01		
revision		date

Do not scale drawings.
Verify all dimensions and conditions on site and immediately notify the Departmental Representative of all discrepancies.

	A	B	C
Detail No. No. du détail			
drawing no. — where detail required dessin no. — où détail exigé			
drawing no. — where detailed dessin no. — où détaillé			

project title:
titre du projet

BURLINGTON ONTARIO
C.C.I.W. FISHERIES PROTECTION PROGRAM
867 LAKESHORE ROAD

RENOVATIONS

drawing title
titre du dessin

**PART PLAN – SECOND FLOOR
DEMOLITION**

ELECTRICAL

drawn by
dessine par

designed by
conc par






















approved by	approved par
-------------	--------------

bid offre	project manager administrateur de projets
N.G.B.	

projet date
date du projet

no. du projet

	drawing no.
	dessine no.

ELECTRICAL LEGEND	
SYMBOL	DESCRIPTION
LIGHTING	
	FLUORESCENT LIGHT FIXTURE - EXISTING
	LED, FLAT PANEL TROFFER FIXTURE, 2' X 4' - NEW
	LED, FLAT PANEL TROFFER FIXTURE, 2' X 2' - NEW
	POT LIGHT FIXTURE - EXISTING
	OF FOTLIGHT FIXTURE - NEW
	ENGLISH/FRENCH DOT SON - NEW
	EMERGENCY BATTERY PACK UNIT WITH TWO INTEGRAL HEAD LAMPS - NEW
	FLUORESCENT LIGHT FIXTURE, 1-18, 32 WATT, 120V - NEW
	REMOTE TWO HEAD EMERGENCY LAMPS - NEW
	REMOTE SINGLE HEAD EMERGENCY LAMP - NEW
\$	SINGLE POLE TOGGLE SWITCH - NEW OR EXISTING
\$(x)	SINGLE POLE TOGGLE SWITCH (x) DENOTES CONTROLLED FIXTURES-NEW
\$3w	THREE-WAY SINGLE POLE TOGGLE SWITCH- NEW
\$D	DIMMER SWITCH, COMPATIBLE WITH LAMPS USED- NEW
POWER & SYSTEM	
	15 AMP 120 VOLT 3 WIRE DUPLEX RECEPTACLE - NEW/EXISTING
	20 AMP 120 VOLT 3 WIRE DUPLEX RECEPTACLE - NEW
	15 AMP 120 VOLT SPLIT TYPE DUPLEX RECEPTACLE - NEW
	15 AMP 120 VOLT GFI TYPE DUPLEX RECEPTACLE - NEW
	VOICE OR DATA OUTLET - EXISTING
	DATA COMMUNICATION OUTLET - NEW
	FIRE ALARM DETECTOR DEVICES - EXISTING
	FIRE ALARM DETECTOR DEVICES - EXISTING SHOWN IN NEW LOCATION
	FIRE ALARM VOICE COMMUNICATION SPEAKER - NEW
	PANIC BAR SYSTEM POWER, VOICE DATA FEED
	PANIC BAR CIRCUIT I.D. & V/D AS NOTED - NEW
RL	SUBSCRIPT "RL" DENOTES DEVICE/ELECTRICAL EQUIPMENT TO BE RELOCATED
RM	SUBSCRIPT "RM" DENOTES DEVICE/EQUIP. TO REMAIN
RD	SUBSCRIPT "RD" DENOTES DEVICE/EQUIP. TO BE REMOVED FROM THE PROJECT
RX	SUBSCRIPT "RX" DENOTES DEVICE/EQUIP. TO BE REMOVED (SEE APPLICABLE GENERAL NOTE BELOW).
	GENERAL NOTE: ALL EXISTING DEVICES WITHOUT SUBSCRIPT "EXISTING" SHALL BE REMOVED AND TO INCLUDE REMOVAL OF WIRING, UTILITY BOXES AND ELECTRICAL DEVICES OR EQUIPMENT.

NOTES - DEMOLITION/REMOVAL:

1. THESE DRAWINGS SHALL BE READ IN CONJUNCTION WITH THE INTERIOR DESIGNER'S DRAWINGS FOR DIMENSIONS, MOUNTING HEIGHTS, CONSTRUCTION DETAILING, FINISHES AND OTHER RELATED DEMOLITION WORKS AND NEW CONSTRUCTION.

UNLESS NOTED OTHERWISE, ALL EXISTING LIGHTING FIXTURES, DEVICES, WIRES AND ASSOCIATED COMPONENTS SHOWN ON THE DEMOLITION PLAN ARE TO BE REMOVED, DISCONNECTED FROM EXISTING POWER SOURCE AND MAKE SAFE ANY AFFECTED ACTIVE CIRCUITS THAT ARE TO REMAIN RELATED TO NEW CONSTRUCTION OR INSTALLATION WORK.

3. EXISTING DEVICES OR EQUIPMENT THAT ARE TO BE RELOCATED AS NOTED SHALL BE CONNECTED TO THE SAME SYSTEMS WIRING. PROVIDE NEW WIRES/CABLES (SAME SPECS), CONDUIT AND OTHER HARDWARE TO RECONNECT ALL RELOCATED DEVICES. INCLUDE THE REQUIRED VERIFICATION AND TESTING AS PART OF SYSTEM MODIFICATIONS. CONNECTIONS TO THE NEAREST SYSTEM CIRCUIT FOR ALL RELOCATED DEVICES SHOWN TO BE IN ACCORDANCE WITH THE EXISTING SYSTEM MANUFACTURER'S RECOMMENDATION

N4. ELECTRICAL CONTRACTOR TO IDENTIFY POWER CIRCUITS FROM EXISTING POWER OR LIGHTING PANELS THAT WILL BECOME SPARE CIRCUITS AFTER THE REMOVAL OF ALL EXISTING WIRING AND DEVICES SHOWN. THESE AVAILABLE CIRCUITS WILL BE REUSED TO FEED NEW LIGHTING FIXTURES, POWER RECEPTACLES AND OTHER NEW EQUIPMENT SHOWN ON NEW CONSTRUCTION AND INSTALLATION DRAWINGS OR PLANS.

5. ELECTRICAL CONTRACTOR TO IDENTIFY POWER CIRCUITS FEEDING EXISTING RISER CONDUIT WITH WIRES ENCLOSED. THIS RISER NEED TO BE RELOCATED AND REWIRED IF CIRCUIT IS TO REMAIN ACTIVE OR IF IT IS FEEDING LOADS OUTSIDE THE PROJECT SCOPE. EITHER WAY IF THIS RISER CONDUIT FEEDS EXISTING EQUIPMENT AND DEVICES THAT ARE TO BE REMOVED, THIS ITEM CAN BE PERMANENTLY REMOVE AS PART OF DEMOLITION WORKS.

AS THE SCOPE OF WORK INVOLVE PART REMOVAL, RELOCATION AND DISCONNECTION OR CUTTING OF EXISTING ACTIVE FEEDERS, ELECTRICAL CONTRACTOR SHALL MAKE SURE THE POWER IS AVAILABLE TO OTHER AREAS WHICH ARE NOT PART OR INCLUDED UNDER THIS PROJECT BUT WERE FED BY THE SAME EXISTING POWER AND LIGHTING PANELBOARDS OF WHICH ARE REQUIRED TO HAVE SOME LOAD SCHEDULE MODIFICATIONS AND ADDITIONS RELATED TO NEW CONSTRUCTION.

