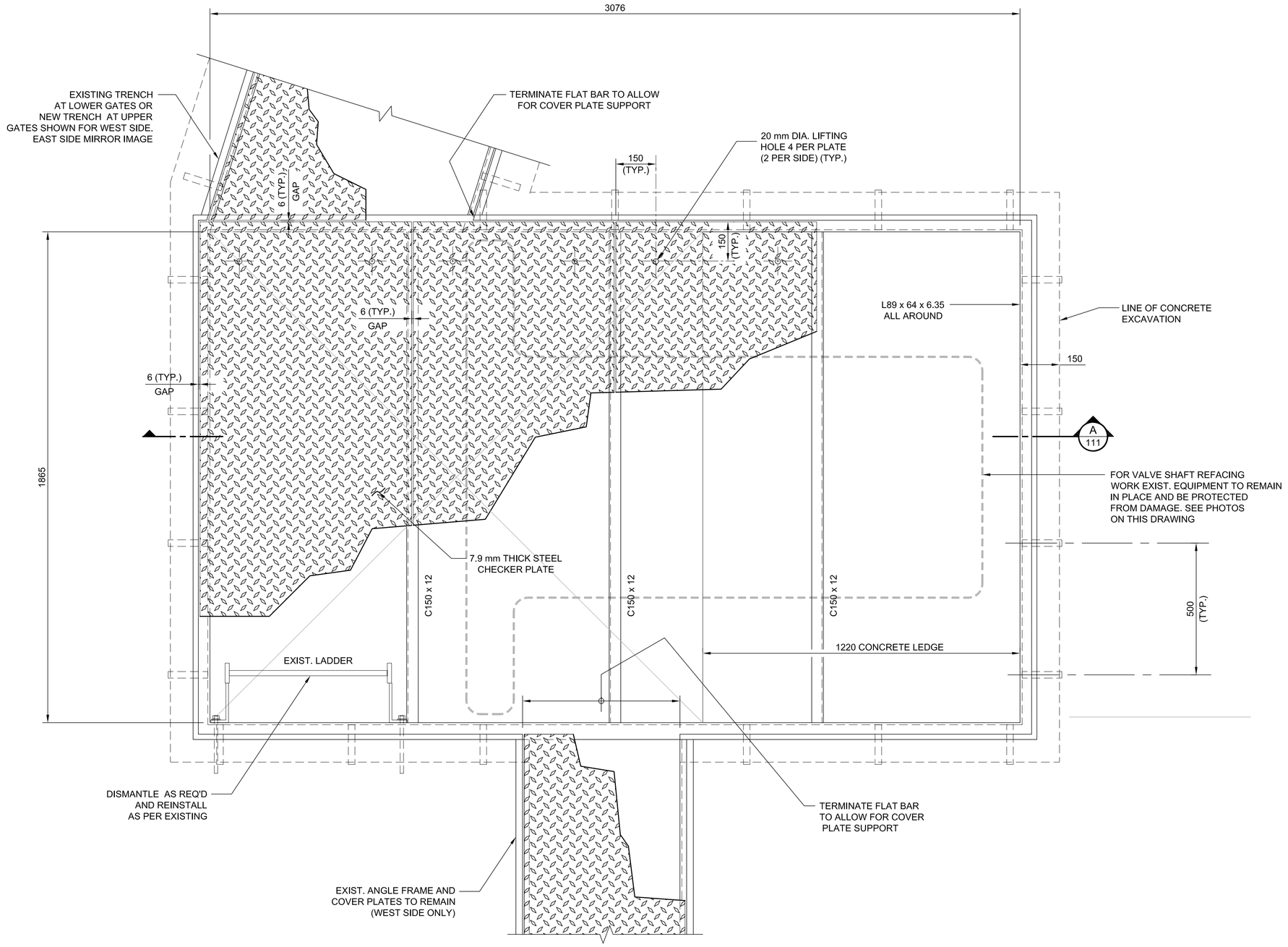

PLAN
1:10
(4 LOCATIONS TOTAL)



EQUIPMENT IN VALVE SHAFT
TYPICAL 4 LOCATIONS

NOTE:
TEMPORALY SUPPORT EXISTING EQUIPMENT AS REQ'D DURING CONCRETE EXCAVATION AND REFACING

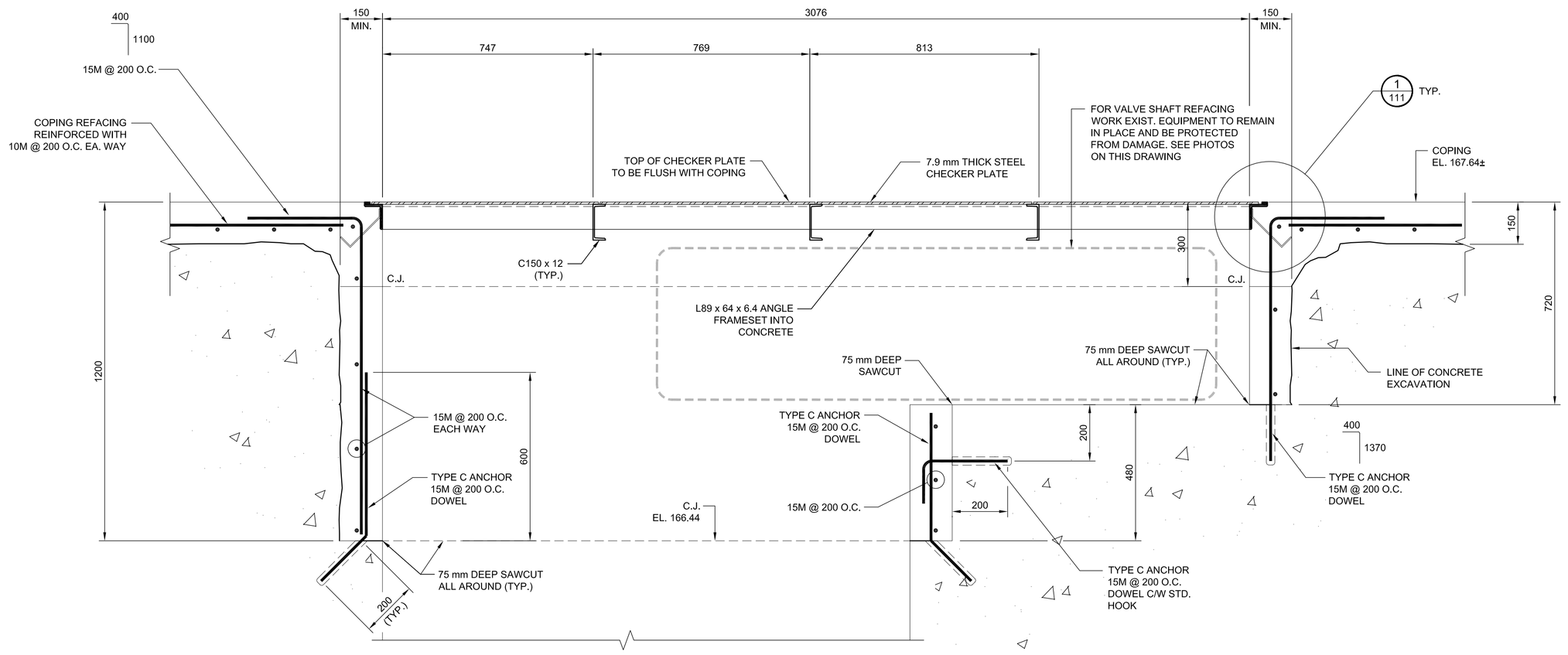

SECTION A 111
1:10

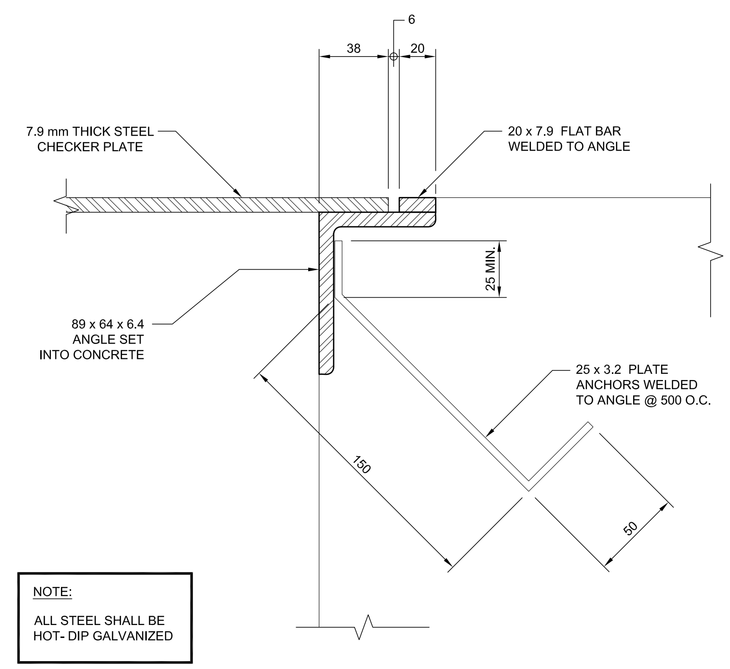

NOTE:
ALL STEEL SHALL BE HOT- DIP GALVANIZED

DETAIL 1 111
1:2

Public Works and Government Services Canada
Travaux publics et Services gouvernementaux Canada

Heritage Canals and Engineering Works
Ontario Region
Canaux historiques et travaux d'ingénierie
Région de l'Ontario

Canada

No.	Description	Dwn.By Des.Par	Date
2	FOR TENDER	C.C.	09-08-2013
1	FOR REVIEW	C.C.	08-08-2013

Revision / Révision

Do not scale drawings.
Verify all dimensions and conditions on site and immediately notify the Departmental Representative of all discrepancies.

A Detail number / Numéro du détail
B Location dwg. number / Numéro sur dessin

Project title / Titre du projet

TSW HEALEY FALLS
LOCK 15
CONCRETE REFACING

Drawing title / Titre du dessin

NEW FRAME AND COVER PLATES FOR VALVE SHAFT PLAN, SECTION AND DETAIL

Drawn by / Dessiné par	Designed by / Conçu par
HENRYK CHRZANOWSKI	CZESLAW CUDOWSKI
Approved by / Approuvé par	Drawing Date / Date du dessin
LUC BERIAULT	JULY 2013

Project manager / Administrateur de projet
ATIF SUHAIL

HCEW Number / Numéro de CHTI
COTSW 13 - R03

Project Number / Numéro du projet
R.063528.001

Drawing Number/ Numéro du Dessin
111
Sheet / Feuille 12 of / du 15

GSC-B1 PLOTTED BY: ROWAND DATE PLOTTED: Aug 22, 2013 FILE NAME: Healey Falls Lock 15 Rehab111 - 115 - 2013 REVISION NAME: 111