


ENVELOPE UPGRADE AND BATHROOM RENOVATIONS GILLAM, SHAMATTAWA AND SNOW LAKE MANITOBA

THIS DRAWING MUST NOT BE SCALED.
THE GENERAL CONTRACTOR SHALL VERIFY ALL DIMENSIONS, DATUMS AND LEVELS PRIOR TO COMMENCEMENT OF WORK AND IS HELD RESPONSIBLE FOR REPORTING ANY DISCREPANCY OR OMISSION TO CAN-TEC SERVICES LTD. IMMEDIATELY.
THIS DRAWING IS THE EXCLUSIVE PROPERTY OF CAN-TEC SERVICES LTD. AND CAN BE REPRODUCED ONLY WITH THE PERMISSION OF CAN-TEC SERVICES LTD. IN WHICH CASE THE REPRODUCTION MUST BEAR THEIR NAME AS THE ENGINEERING/DRAFTING FIRM.



ENGINEERING AND DRAFTING
1948 MAIN STREET, WINNIPEG, MANITOBA Tel: (204) 943-7222 Fax: (204) 947-5717 <http://www.cantecservices.ca/>

SEALED BY:

GILLAM

177 CHURCHILL PLACE

- A1.0 MAIN FLOOR DEMOLITION
- A1.1 ELEVATIONS - DEMOLITION
- A1.2 ELEVATIONS - DEMOLITION
- A2.0 MAIN FLOOR PLAN
- A3.0 ELEVATIONS
- A3.1 ELEVATIONS
- A4.0 DETAILS

181 CHURCHILL PLACE

- A1.0 MAIN FLOOR DEMOLITION
- A1.1 ELEVATIONS - DEMOLITION
- A2.0 MAIN FLOOR PLAN
- A3.0 ELEVATIONS
- A4.0 BATHROOM AND WINDOW SCHEDULE
- A4.1 DETAILS

185 CHURCHILL PLACE

- A1.0 MAIN FLOOR DEMOLITION
- A1.1 ELEVATIONS - DEMOLITION
- A2.0 MAIN FLOOR PLAN
- A3.0 ELEVATIONS
- A4.0 BATHROOM AND WINDOW SCHEDULE
- A4.1 DETAILS

189 CHURCHILL PLACE

- A1.0 MAIN FLOOR DEMOLITION
- A1.1 ELEVATIONS - DEMOLITION

A2.0 MAIN FLOOR PLAN

A3.0 ELEVATIONS

- A4.0 BATHROOM AND WINDOW SCHEDULE
- A4.1 DETAILS

212 CHURCHILL PLACE

- A1.0 MAIN FLOOR DEMOLITION
- A1.1 ELEVATIONS - DEMOLITION
- A1.2 ELEVATIONS - DEMOLITION
- A2.0 MAIN FLOOR PLAN
- A2.1 SITE PLAN

- A3.0 ELEVATIONS
- A3.1 ELEVATIONS
- A4.0 DETAILS

SHAMATTAWA

HOUSE NO. 1

- A1.0 MAIN FLOOR DEMOLITION
- A1.1 ELEVATIONS - DEMOLITION
- A2.0 MAIN FLOOR PLAN
- A3.0 ELEVATIONS
- A4.0 BATHROOM AND WINDOW SCHEDULE
- A4.1 DETAILS

HOUSE NO. 2

- A1.0 MAIN FLOOR DEMOLITION
- A1.1 ELEVATIONS - DEMOLITION
- A2.0 MAIN FLOOR PLAN
- A3.0 ELEVATIONS
- A4.0 BATHROOM AND WINDOW SCHEDULE
- A4.1 DETAILS

SNOW LAKE MANITOBA

111 LIPSEY DRIVE

- A1.0 MAIN FLOOR DEMOLITION
- A1.1 BASEMENT - DEMOLITION
- A1.2 ELEVATIONS - DEMOLITION
- A2.0 MAIN FLOOR PLAN
- A2.1 BASEMENT PLAN
- A3.0 ELEVATIONS
- A4.0 SECTIONS
- A4.1 WINDOW DETAILS

199 OLSEN DRIVE

- A1.0 MAIN FLOOR DEMOLITION
- A1.1 BASEMENT - DEMOLITION
- A1.2 ELEVATIONS - DEMOLITION
- A2.0 MAIN FLOOR PLAN
- A2.1 BASEMENT PLAN
- A3.0 ELEVATIONS
- A4.0 SECTIONS
- A4.1 WINDOW DETAILS

117 CRYSTAL BAY

- A1.0 MAIN FLOOR DEMOLITION
- A1.1 BASEMENT - DEMOLITION
- A1.2 ELEVATIONS - DEMOLITION
- A2.0 MAIN FLOOR PLAN
- A2.1 BASEMENT PLAN
- A3.0 ELEVATIONS
- A4.0 SECTIONS
- A4.1 WINDOW DETAILS

PROJECT: SHAMATTAWA, SNOW LAKE, & GILLAM

SHEET TITLE: ENVELOPE AND BATHROOM RENOVATION

TITLE PAGE

DATE (YY MM DD) 13 07 24
SCALE AS NOTED
DRAWN BY RS
CHECKED BY RS

LOCATION: SHAMATTAWA, SNOW LAKE AND GILLAM, MANTIOBA

CONSTRUCTION


A0.0

REVISION #: 00

JOB NO. 13-01-91-10

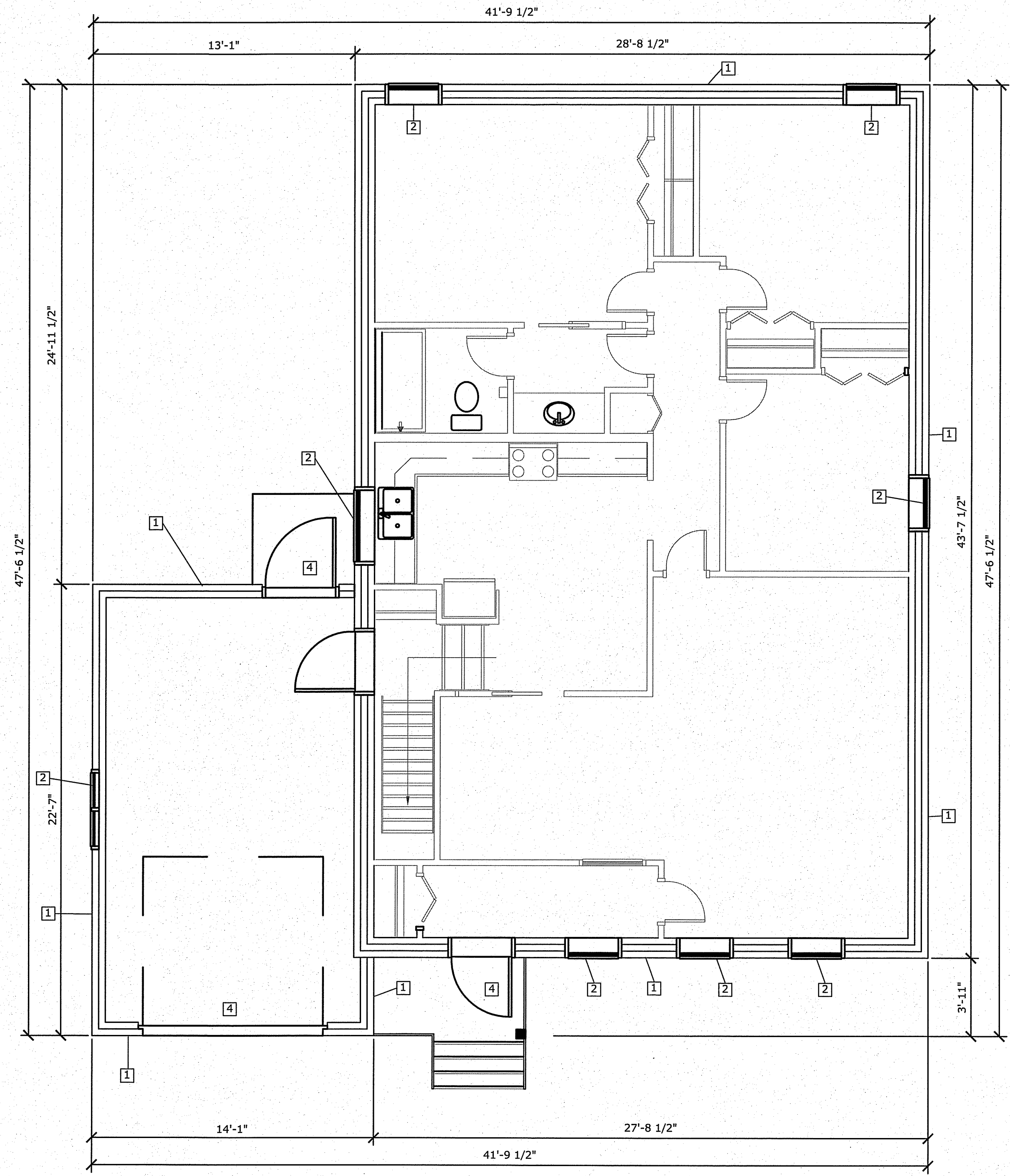
00 ISSUED FOR CONSTRUCTION 13 07 31 RS
REV.# REVISION DATE (YY MM DD) REV.BY

THIS DRAWING MUST NOT BE SCALED.
 THE GENERAL CONTRACTOR SHALL VERIFY ALL DIMENSIONS, DATUMS AND LEVELS PRIOR TO COMMENCEMENT OF WORK AND IS HELD RESPONSIBLE FOR REPORTING ANY DISCREPANCY OR OMISSION TO CAN-TEC SERVICES LTD. IMMEDIATELY.
 THIS DRAWING IS THE EXCLUSIVE PROPERTY OF CAN-TEC SERVICES LTD. AND CAN BE REPRODUCED ONLY WITH THE PERMISSION OF CAN-TEC SERVICES LTD. IN WHICH CASE THE REPRODUCTION MUST BEAR THEIR NAME AS THE ENGINEERING/DRAFTING FIRM.



ENGINEERING AND DRAFTING
 1948 MAIN STREET, WINNIPEG, MANITOBA
 Tel: (204) 943-7222 Fax: (204) 947-5717
<http://www.cantecservices.ca/>

SEALED BY:



- DRAWING NOTES: #
1. REMOVE EXTERIOR SIDING AND BUILDING PAPER
 2. REMOVE EXISTING WINDOWS AND INTERIOR CASINGS.
 3. EXISTING O.H. GARAGE DOOR TO REMAIN
 4. EXISTING DOOR TO REMAIN

PROJECT: 177 CHURCHILL PLACE, GILLAM, MANITOBA

PROJECT TITLE: ENVELOPE RETROFIT
 SHEET TITLE: MAIN FLOOR PLAN - DEMOLITION

DATE (Y/M/DD): JULY 26 2013
 SCALE: AS SHOWN
 DRAWN BY: RS
 CHECKED BY: RS
 LOCATION: 177 CHURCHILL PLACE, GILLAM MANITOBA

CONSTRUCTION
A1.0

REVISION #: 00
 JOB NO.

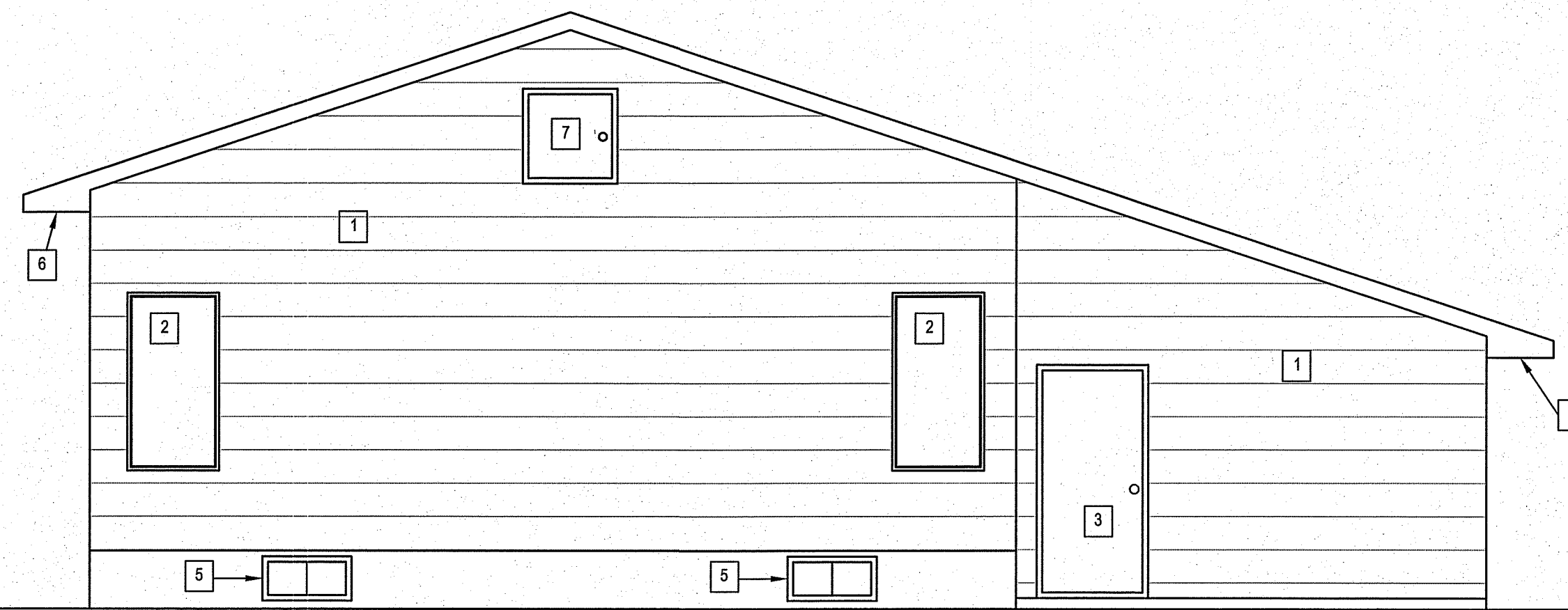
13-91-01-10

1 MAIN FLOOR PLAN - DEMOLITION
 A1.0 A1.0 SCALE: 1/4"=1'-0"

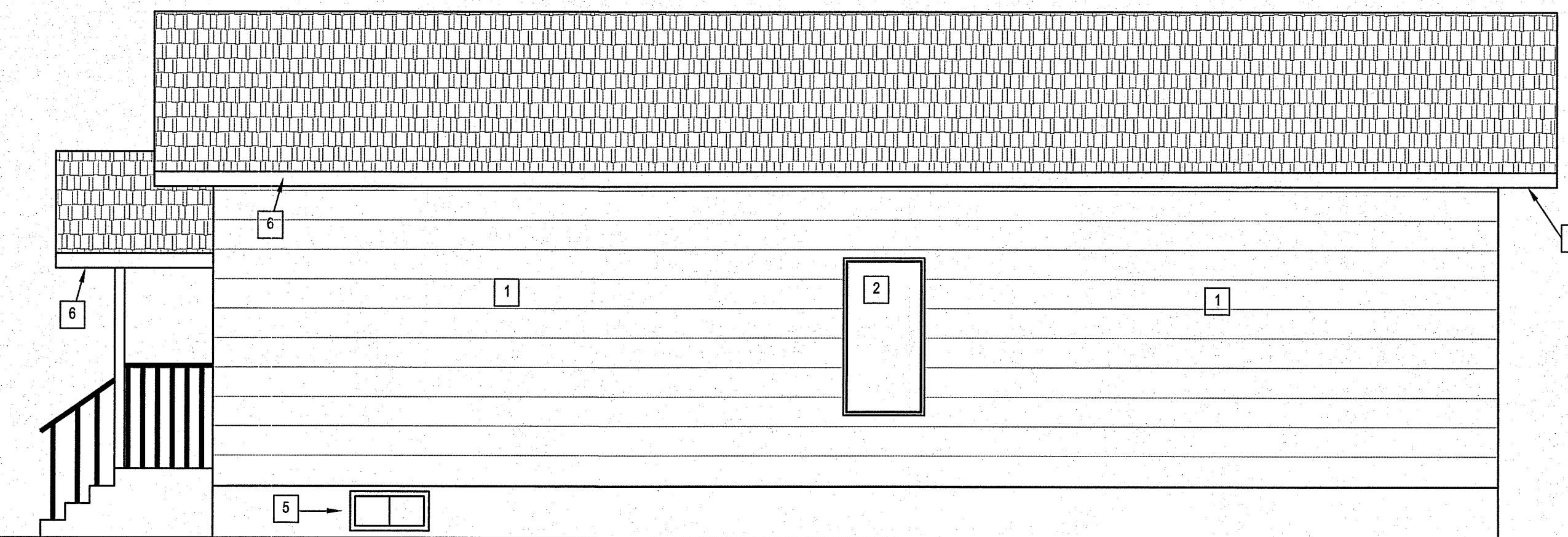
00 ISSUED FOR CONSTRUCTION 13 07 26 RS
 REV.# REVISION DATE (YY MM DD) REV. BY



1 FRONT ELEVATION
A1.1 A1.1 SCALE: 1/4"=1'-0"



2 REAR ELEVATION
A1.1 A1.1 SCALE: 1/4"=1'-0"




3 LEFT ELEVATION
A1.1 A1.1 SCALE: 1/4"=1'-0"

DRAWING NOTES: #

1. REMOVE EXTERIOR SIDING AND BUILDING PAPER
2. REMOVE EXISTING WINDOWS AND INTERIOR CASINGS.
3. EXISTING DOOR TO REMAIN
4. NOT USED
5. REMOVE EXISTING BASEMENT WINDOWS
6. REMOVE EXISTING EAVESTROUGH, DOWN SPOUTS, SOFFIT AND FASCIA
7. REMOVE EXISTING ATTIC ACCESS
8. EXISTING FRONT STAIR, RAILING AND DECK TO BE REMOVED

THIS DRAWING MUST NOT BE SCALED.
THE GENERAL CONTRACTOR SHALL VERIFY ALL DIMENSIONS, DATUMS AND LEVELS PRIOR TO COMMENCEMENT OF WORK AND IS HELD RESPONSIBLE FOR REPORTING ANY DISCREPANCY OR OMISSION TO CAN-TEC SERVICES LTD. IMMEDIATELY.

THIS DRAWING IS THE EXCLUSIVE PROPERTY OF CAN-TEC SERVICES LTD. AND CAN BE REPRODUCED ONLY WITH THE PERMISSION OF CAN-TEC SERVICES LTD. IN WHICH CASE THE REPRODUCTION MUST BEAR THEIR NAME AS THE ENGINEERING/DRAFTING FIRM.



SEALED BY:

ENGINEERING AND DRAFTING
1948 MAIN STREET, WINNIPEG, MANITOBA Tel: (204) 943-7222 Fax: (204) 947-5717
<http://www.cantecservices.ca/>

PROJECT: 177 CHURCHILL PLACE, GILLAM, MANITOBA

PROJECT TITLE: ENVELOPE RETROFIT
SHEET TITLE: ELEVATIONS - DEMOLITION

DATE (YY MM DD): JULY 26 2013
SCALE: AS SHOWN
DRAWN BY: RS
CHECKED BY: RS

LOCATION: 177 CHURCHILL PLACE, GILLAM MANITOBA

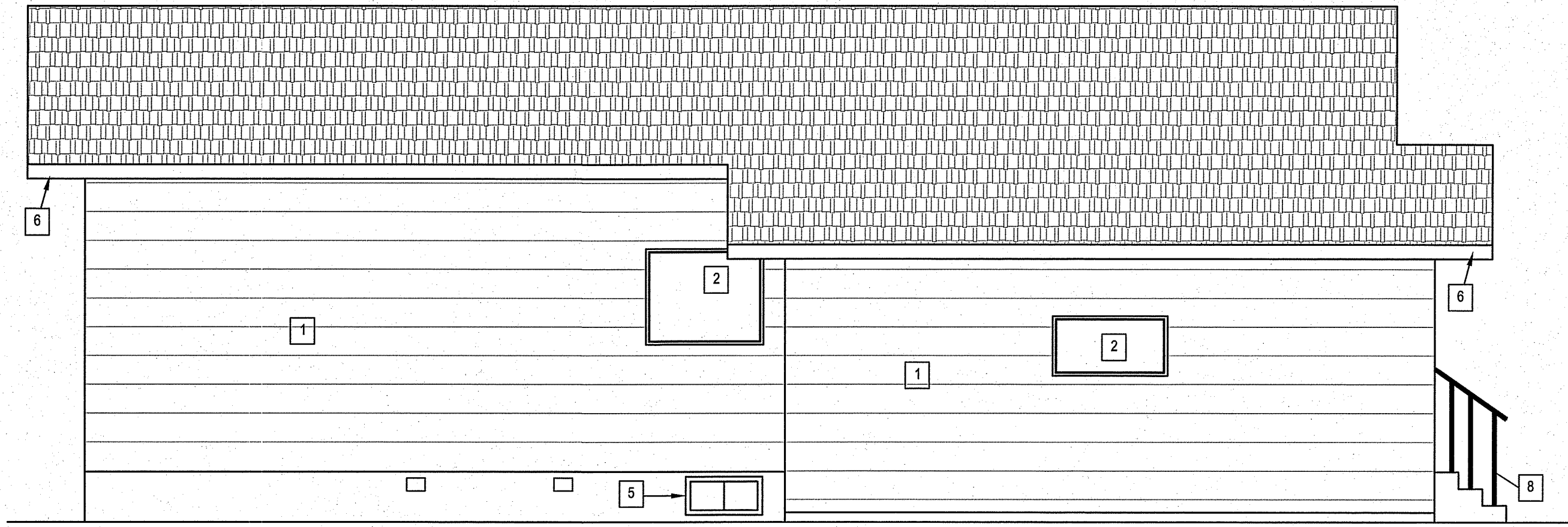
CONSTRUCTION

A1.1

REVISION #: 00
JOB NO.

13-91-01-10

00 ISSUED FOR CONSTRUCTION 13 07 28 RS
REV.# REVISION DATE (YY MM DD) REV BY




1 RIGHT ELEVATION
A1.2 A1.2 SCALE: 1/4"=1'-0"

DRAWING NOTES: #

1. REMOVE EXTERIOR SIDING AND BUILDING PAPER
2. REMOVE EXISTING WINDOWS AND INTERIOR CASINGS.
3. EXISTING DOOR TO REMAIN
4. NOT USED
5. REMOVE EXISTING BASEMENT WINDOWS
6. REMOVE EXISTING EAVESTROUGH, DOWN SPOUTS, SOFFIT AND FASCIA
7. REMOVE EXISTING ATTIC ACCESS
8. EXISTING FRONT STAIR, RAILING AND DECK TO BE REMOVED

THIS DRAWING MUST NOT BE SCALED.
THE GENERAL CONTRACTOR SHALL VERIFY ALL DIMENSIONS, DATUMS AND LEVELS PRIOR TO COMMENCEMENT OF WORK AND IS HELD RESPONSIBLE FOR REPORTING ANY DISCREPANCY OR OMISSION TO CAN-TEC SERVICES LTD. IMMEDIATELY.

THIS DRAWING IS THE EXCLUSIVE PROPERTY OF CAN-TEC SERVICES LTD. AND CAN BE REPRODUCED ONLY WITH THE PERMISSION OF CAN-TEC SERVICES LTD. IN WHICH CASE THE REPRODUCTION MUST BEAR THEIR NAME AS THE ENGINEERING/DRAFTING FIRM.



SEALED BY:

PROJECT: 177 CHURCHILL PLACE, GILLAM, MANITOBA

PROJECT TITLE: ENVELOPE RETROFIT

SHEET TITLE: ELEVATIONS - DEMOLITION

DATE (YY MM DD): JULY 26 2013
SCALE: AS SHOWN
DRAWN BY: RS
CHECKED BY: RS

LOCATION: 177 CHURCHILL PLACE, GILLAM MANITOBA

CONSTRUCTION

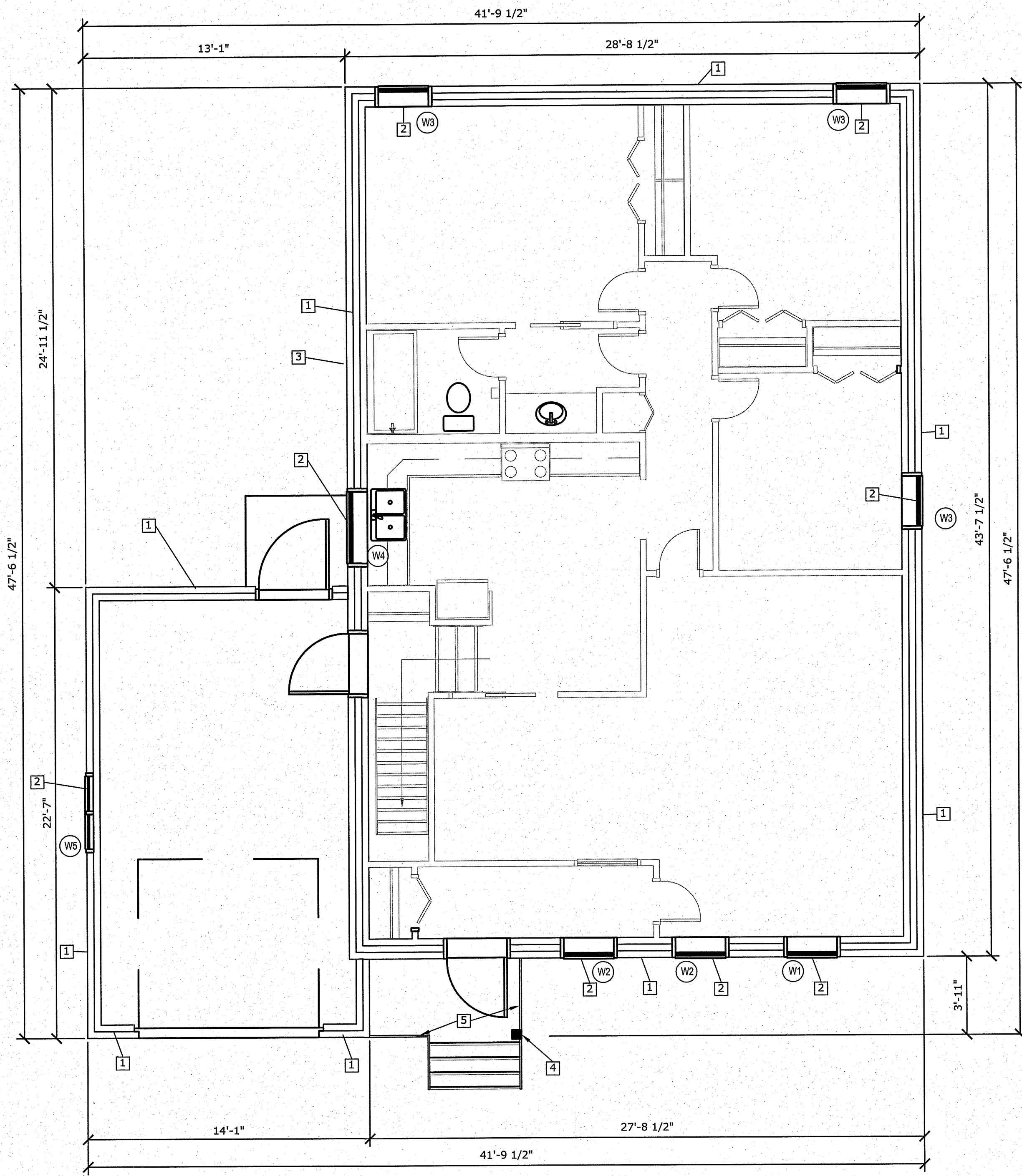
A1.2

REVISION #: 00

JOB NO.

13-91-01-10

00 ISSUED FOR CONSTRUCTION 13 07 26 RS
REV.# REVISION DATE (YY MM DD) REV. BY




DRAWING NOTES: #

1. INSTALL NEW EXTERIOR SIDING AND AIR BARRIER
2. INSTALL NEW WINDOWS AND INTERIOR CASINGS.
3. NOT USED
4. INSTALL NEW TRIM BOARD AROUND EXISTING POST
5. PAINT EXISTING FRONT HAND RAILS

WALL TYPES

EXTERIOR WALL:

- W1 NEW ENGINEERED WOOD SIDING
- NEW TYPAR AIR BARRIER
- NEW 7/16" OSB SHEATHING
- EXISTING BUFFALO BOARD
- EXIST 2X4 STUDS
- EXISTING R-40 BATT INSULATION
- EXISTING 2X4 WALL STUDS
- EXISTING VAPOUR BARRIER
- EXISTING DRYWALL



SEALED BY:

PROJECT: 177 CHURCHILL PLACE, GILLAM, MANITOBA

PROJECT TITLE: ENVELOPE RETROFIT
 SHEET TITLE: MAIN FLOOR PLAN

DATE (YY MM DD): JULY 26 2013
 SCALE: AS SHOWN
 CHECKED BY: RS
 DRAWN BY: RS

LOCATION: 177 CHURCHILL PLACE, GILLAM MANITOBA

CONSTRUCTION

A2.0

REVISION #: 00

JOB NO.

13-91-01-10

REV. #	REVISION	DATE (YY MM DD)	REV. BY
00	ISSUED FOR CONSTRUCTION	13 07 26	RS

1 MAIN FLOOR PLAN
 SCALE: 1/4"=1'-0"

THIS DRAWING MUST NOT BE SCALED.
 THE GENERAL CONTRACTOR SHALL VERIFY ALL DIMENSIONS, DATUMS AND LEVELS PRIOR TO COMMENCEMENT OF WORK AND IS HELD RESPONSIBLE FOR REPORTING ANY DISCREPANCY OR OMISSION TO CAN-TEC SERVICES LTD. IMMEDIATELY.
 THIS DRAWING IS THE EXCLUSIVE PROPERTY OF CAN-TEC SERVICES LTD. AND CAN BE REPRODUCED ONLY WITH THE PERMISSION OF CAN-TEC SERVICES LTD. IN WHICH CASE THE REPRODUCTION MUST BEAR THEIR NAME AS THE ENGINEERING/DRAFTING FIRM.

http://www.canteceervices.ca/
 ENGINEERING AND DRAFTING
 1945 MAIN STREET, WINNIPEG, MANITOBA Tel: (204) 943-7222 Fax: (204) 947-5717

THIS DRAWING MUST NOT BE SCALED.


THE GENERAL CONTRACTOR SHALL VERIFY ALL DIMENSIONS, DATUMS AND LEVELS PRIOR TO COMMENCEMENT OF WORK AND IS HELD RESPONSIBLE FOR REPORTING ANY DISCREPANCY OR OMISSION TO CAN-TEC SERVICES LTD. IMMEDIATELY.

THIS DRAWING IS THE EXCLUSIVE PROPERTY OF CAN-TEC SERVICES LTD. AND CAN BE REPRODUCED ONLY WITH THE PERMISSION OF CAN-TEC SERVICES LTD. IN WHICH CASE THE REPRODUCTION MUST BEAR THEIR NAME AS THE ENGINEERING/DRAFTING FIRM.

http://www.can-tec-services.ca/

ENGINEERING AND DRAFTING

1988 MAIN STREET, WINNIPEG, MANITOBA Tel: (204) 943-7222 Fax: (204) 947-5717



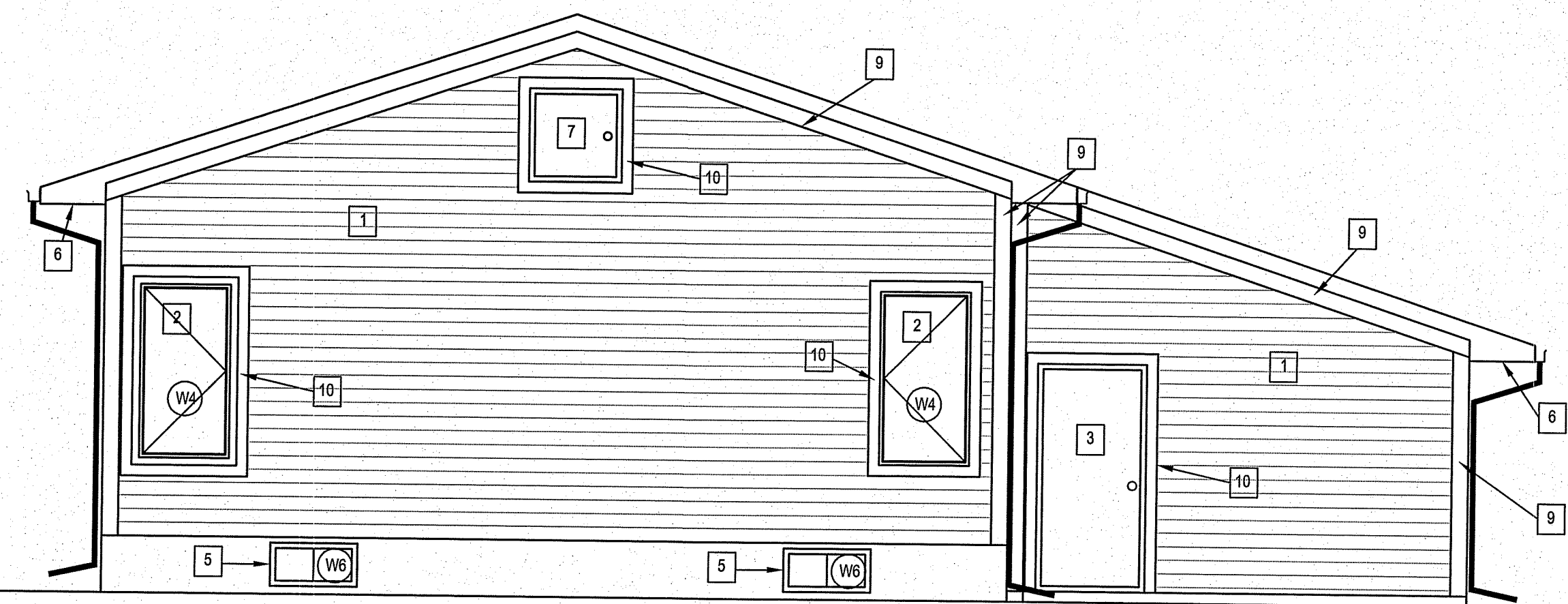
SEALED BY:



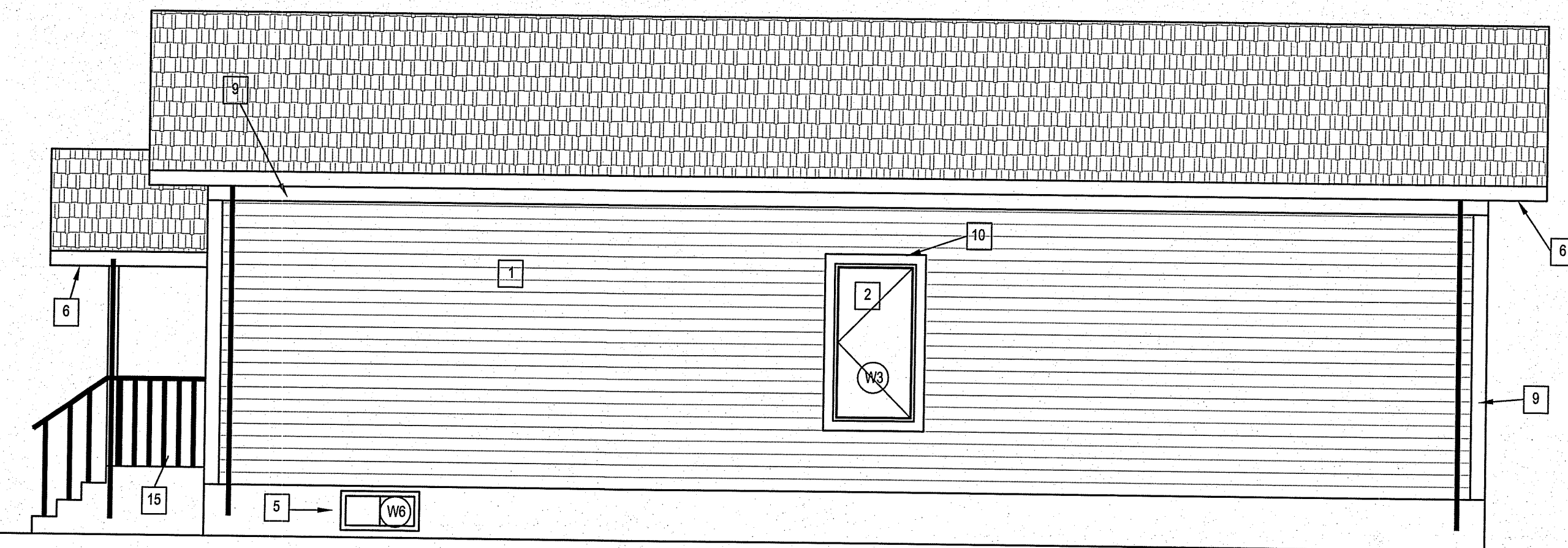
1 FRONT ELEVATION
A3.0 A3.0 SCALE: 1/4"=1'-0"

DRAWING NOTES: #

1. INSTALL NEW EXTERIOR SIDING AND AIR BARRIER
2. INSTALL NEW WINDOWS AND INTERIOR CASINGS.
3. EXISTING DOOR TO BE PAINTED
4. REPAIR PARGING ALONG THIS ENTIRE WALL
5. INSTALL NEW BASEMENT WINDOWS
6. INSTALL NEW EAVESTROUGH, DOWN SPOUTS, SOFFIT AND FASCIA
7. INSTALL NEW ATTIC ACCESS
8. FRONT STAIR DECK AND RAILING TO BE REMOVED AND REPLACED SEE DETAIL SHEET A4.0
9. 6" TRIM BOARD
10. 4" TRIM BOARD
11. REMOVE AND RE-INSTALL EXISTING HRV FRESH AIR INTAKE IN EXISTING POSITION
12. REPLACE ALL EXHAUST AND SUPPLY VENTS WITH NEW. VENTS TO MATCH SIZE OF EXISTING AND BE GALVANIZED.
13. CLAD POST AND EXPOSED BEAM WITH NEW TRIM BOARD
14. BASEMENT WINDOW HAS GALVANIZED WINDOW WELL AROUND. REMOVE WINDOW WELL AND INSTALL WINDOW AND RE-INSTALL WINDOW WELL., RE-LEVEL PATIO STONES AROUND
15. NEW GUARD RAIL AND HAND RAIL PICKETS TO BE @ 4" O.C.



2 REAR ELEVATION
A3.0 A3.0 SCALE: 1/4"=1'-0"



3 LEFT ELEVATION
A3.0 A3.0 SCALE: 1/4"=1'-0"

PROJECT: 177 CHURCHILL PLACE, GILLAM, MANITOBA

PROJECT TITLE: ENVELOPE RETROFIT
SHEET TITLE: ELEVATIONS

DATE (YY MM DD): JULY 26 2013
SCALE: AS SHOWN
DRAWN BY: RS
CHECKED BY: RS

LOCATION: 177 CHURCHILL PLACE, GILLAM MANITOBA

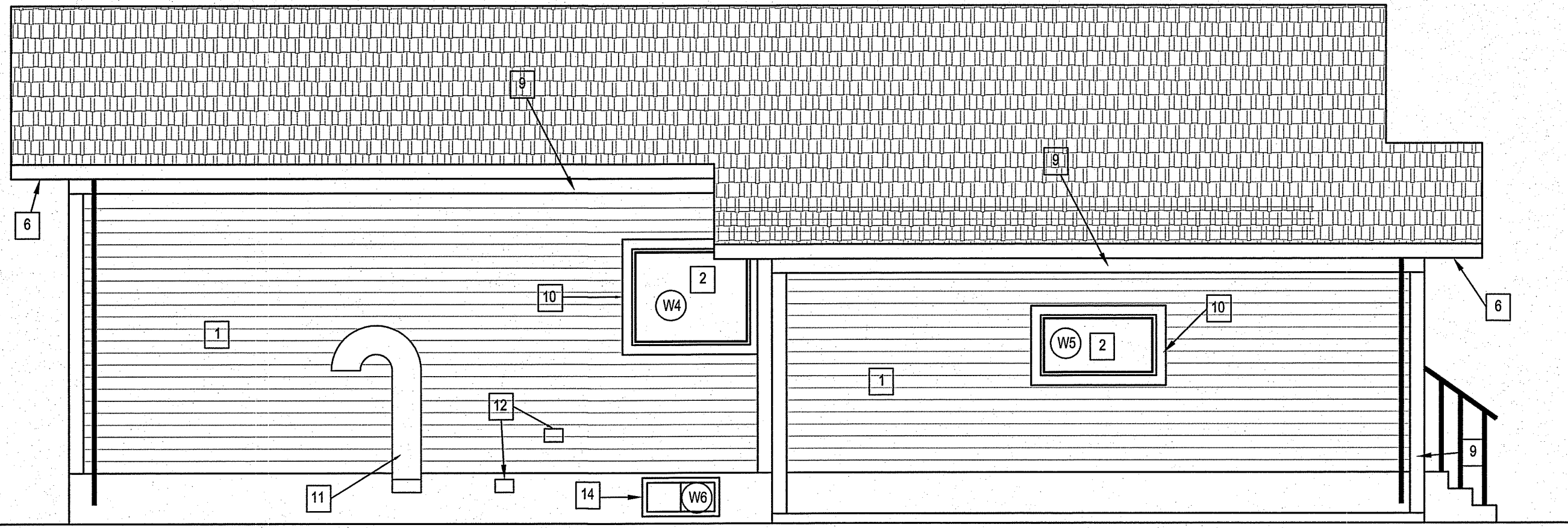
CONSTRUCTION

A3.0

REVISION #: 00

JOB NO. 13-91-01-10

00 ISSUED FOR CONSTRUCTION 13 07 26 RS
REV. # REVISION DATE (YY MM DD) REV. BY




1 RIGHT ELEVATION
SCALE: 1/4"=1'-0"

DRAWING NOTES: #

1. INSTALL NEW EXTERIOR SIDING AND AIR BARRIER
2. INSTALL NEW WINDOWS AND INTERIOR CASINGS.
3. EXISTING DOOR TO BE PAINTED
4. REPAIR PARGING ALONG THIS ENTIRE WALL
5. INSTALL NEW BASEMENT WINDOWS
6. INSTALL NEW EAVESTROUGH, DOWN SPOUTS, SOFFIT AND FASCIA
7. INSTALL NEW ATTIC ACCESS
8. FRONT STAIR DECK AND RAILING TO BE REMOVED AND REPLACED SEE DETAIL SHEET A4.0
9. 6" TRIM BOARD
10. 4" TRIM BOARD
11. REMOVE AND RE-INSTALL EXISTING HRV FRESH AIR INTAKE IN EXISTING POSITION
12. REPLACE ALL EXHAUST AND SUPPLY VENTS WITH NEW. VENTS TO MATCH SIZE OF EXISTING AND BE GALVANIZED.
13. CLAD POST AND EXPOSED BEAM WITH NEW TRIM BOARD
14. BASEMENT WINDOW HAS GALVANIZED WINDOW WELL AROUND. REMOVE WINDOW WELL AND INSTALL WINDOW AND RE-INSTALL WINDOW WELL., RE-LEVEL PATIO STONES AROUND
15. NEW GUARD RAIL AND HAND RAIL PICKETS TO BE @ 4" O.C.

THIS DRAWING MUST NOT BE SCALED.
THE GENERAL CONTRACTOR SHALL VERIFY ALL DIMENSIONS, DATUMS AND LEVELS PRIOR TO COMMENCEMENT OF WORK AND IS HELD RESPONSIBLE FOR REPORTING ANY DISCREPANCY OR OMISSION TO CAN-TEC SERVICES LTD. IMMEDIATELY.
THIS DRAWING IS THE EXCLUSIVE PROPERTY OF CAN-TEC SERVICES LTD. AND CAN BE REPRODUCED ONLY WITH THE PERMISSION OF CAN-TEC SERVICES LTD. IN WHICH CASE THE REPRODUCTION MUST BEAR THEIR NAME AS THE ENGINEERING/DRAFTING FIRM.



1988 MAIN STREET, WINNIPEG, MANITOBA Tel: (204) 943-7222 Fax: (204) 947-5717
http://www.cantecservices.ca/

SEALED BY:

PROJECT: 177 CHURCHHILL PLACE, GILLAM, MANITOBA

PROJECT TITLE
**ENVELOPE RETROFIT
ELEVATIONS**

DATE (YY MM DD) JULY 26 2013
SCALE AS SHOWN
DRAWN BY RS
CHECKED BY RS

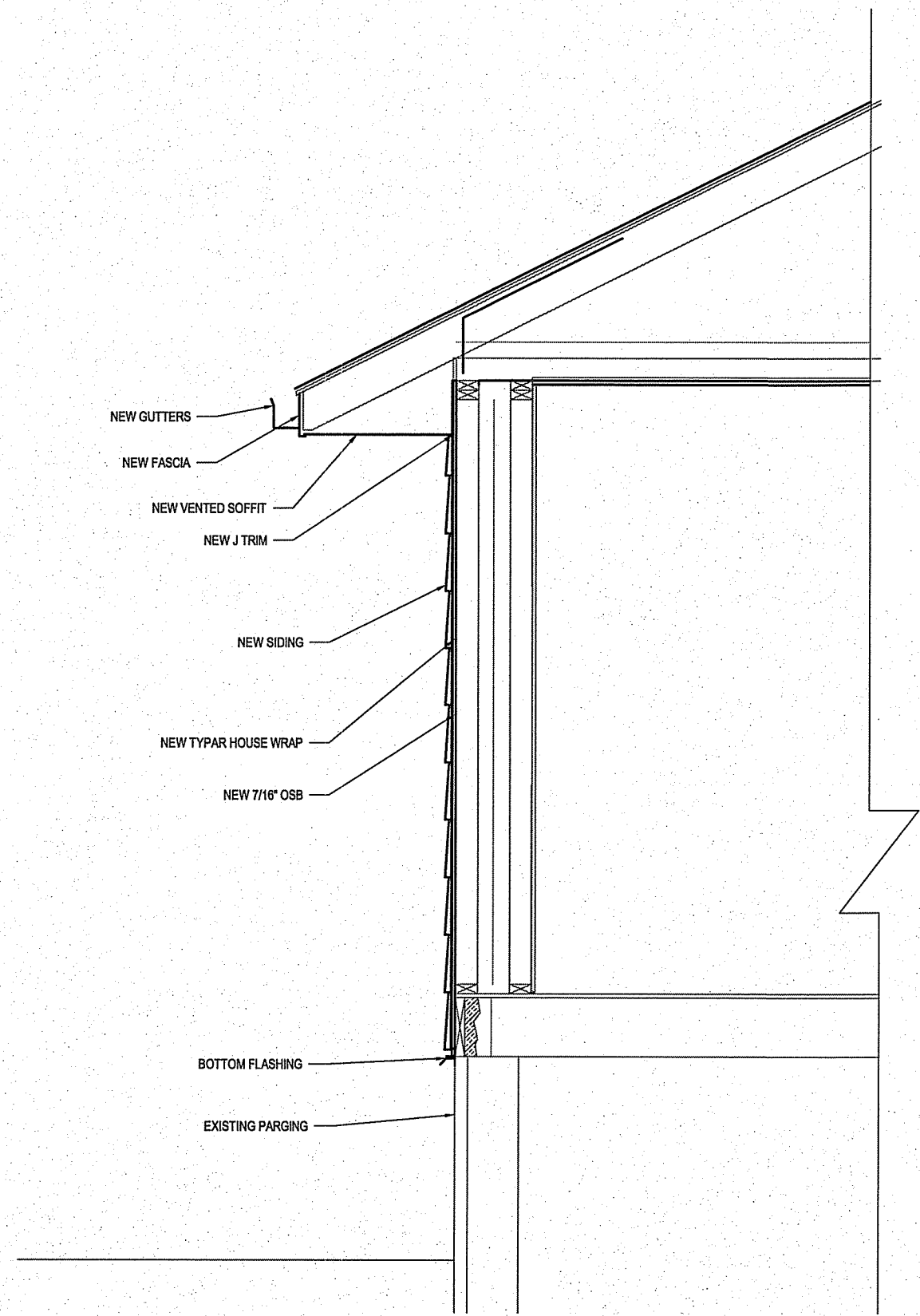
LOCATION 177 CHURCHHILL PLACE, GILLAM MANITOBA

CONSTRUCTION
A3.1

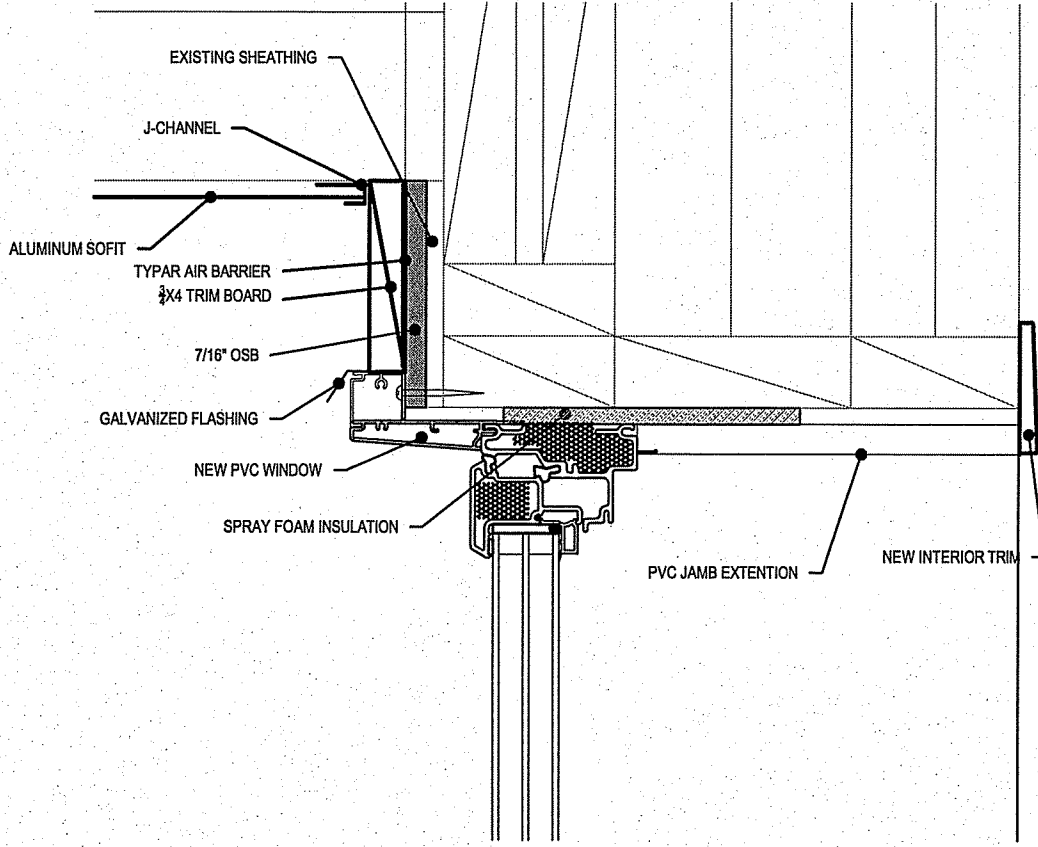
REVISION #: 00
JOB NO.

00 ISSUED FOR CONSTRUCTION 13 07 26 RS
REV. # REVISION DATE (YY MM DD) REV. BY

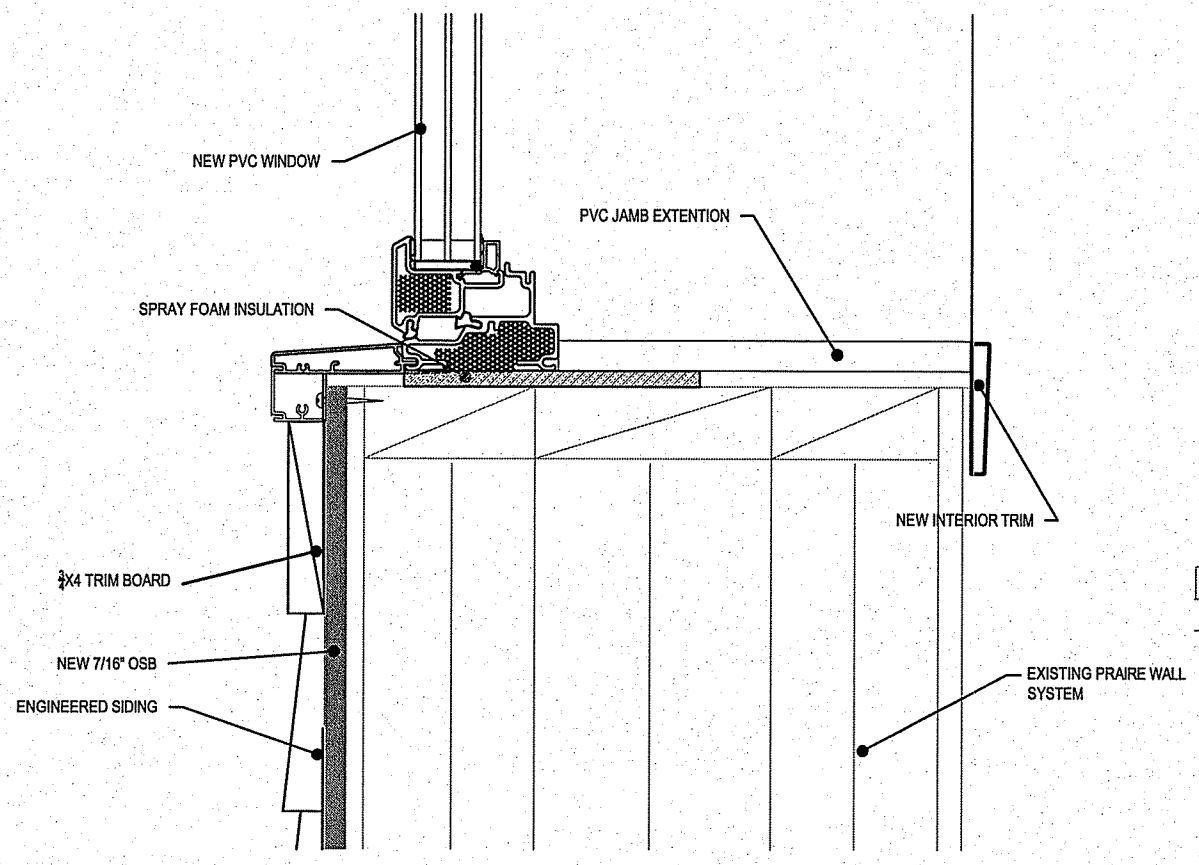
13-91-01-10



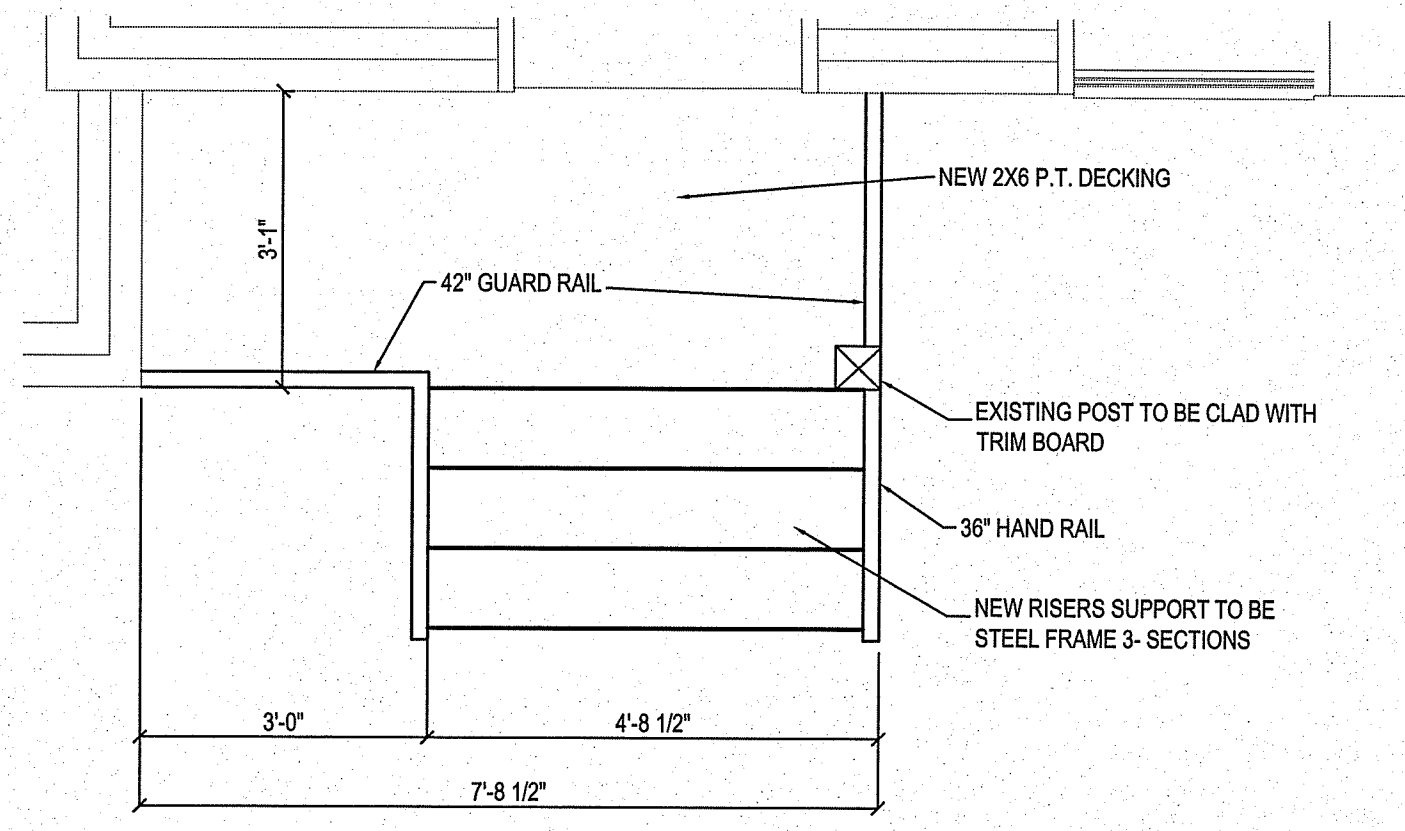
1 TYPICAL WALL SECTION
SCALE: 1/2"=1'-0"



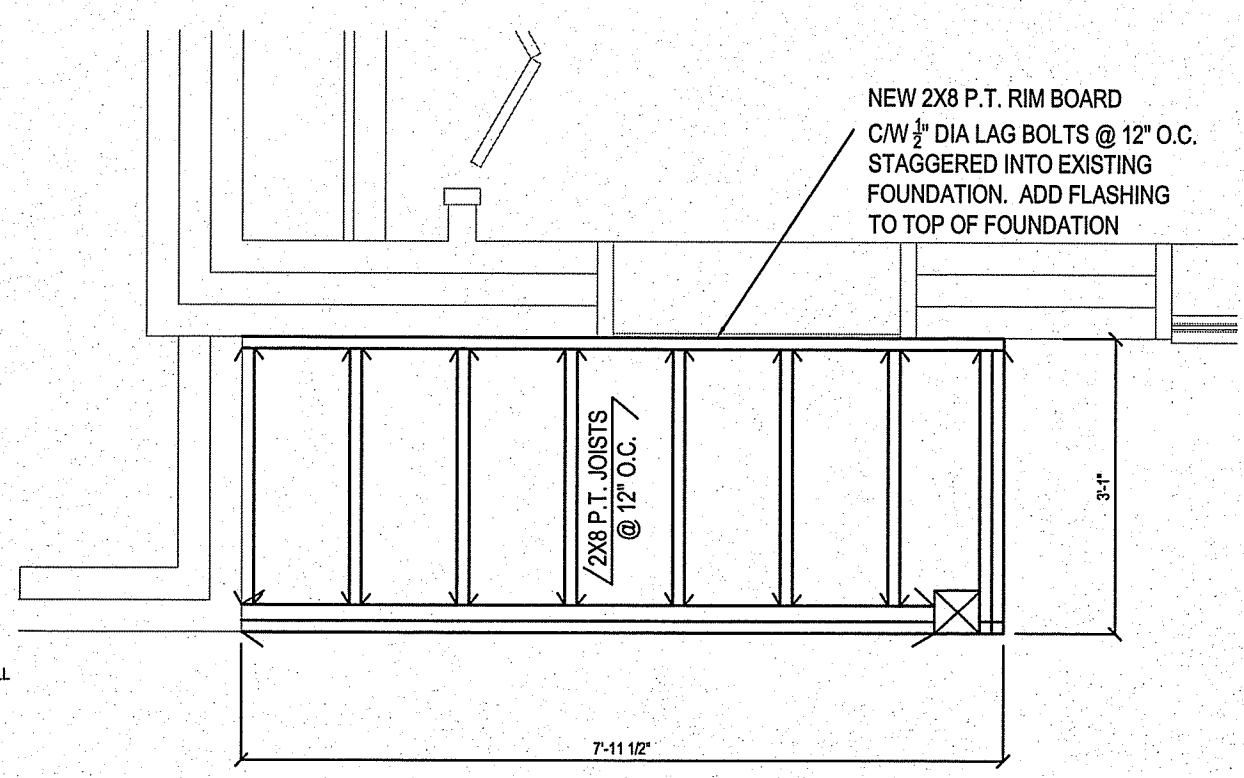
2 TYPICAL WINDOW HEAD SECTION
SCALE: 3/8"=1'-0"



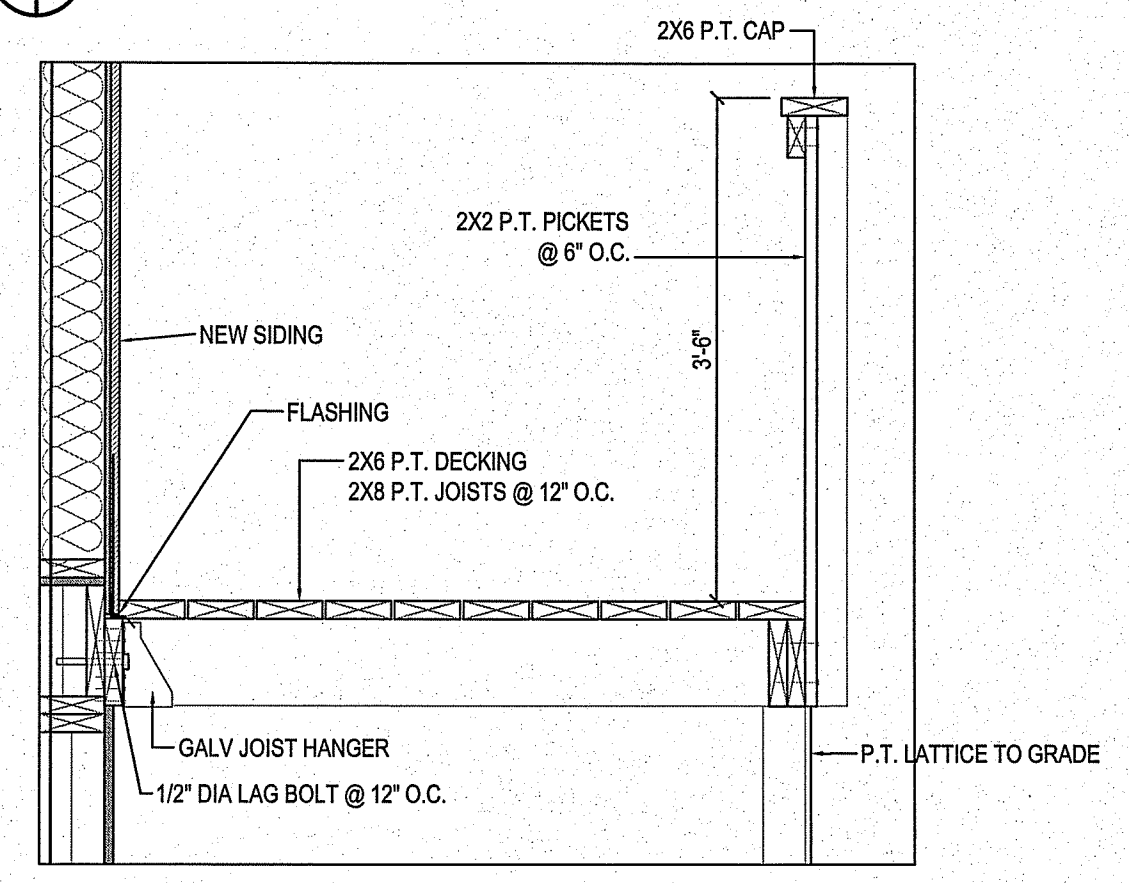
3 TYPICAL WINDOW SILL SECTION
SCALE: 3/8"=1'-0"



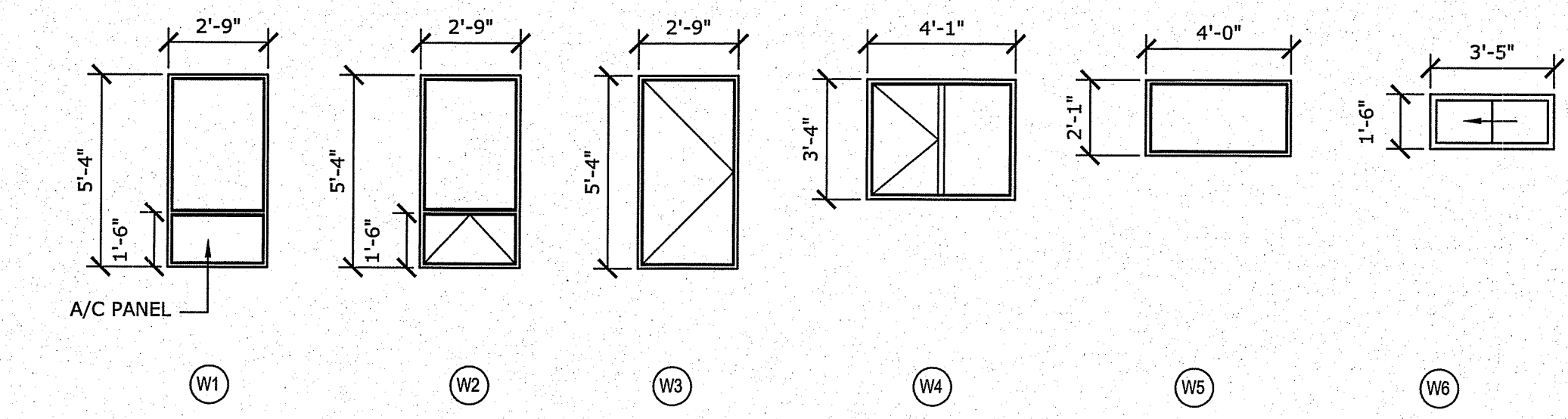
4 FRONT STAIR DETAIL
SCALE: 1/2"=1'-0"



5 FRONT STAIR DETAIL FRAMING
SCALE: 1/2"=1'-0"




6 FRONT STAIR SECTION
SCALE: 3/4"=1'-0"



WINDOW SCHEDULE

THIS DRAWING MUST NOT BE SCALED.
THE GENERAL CONTRACTOR SHALL VERIFY ALL DIMENSIONS, DATUMS AND LEVELS PRIOR TO COMMENCEMENT OF WORK AND IS HELD RESPONSIBLE FOR REPORTING ANY DISCREPANCY OR OMISSION TO CAN-TEC SERVICES LTD. IMMEDIATELY.
THIS DRAWING IS THE EXCLUSIVE PROPERTY OF CAN-TEC SERVICES LTD. AND CAN BE REPRODUCED ONLY WITH THE PERMISSION OF CAN-TEC SERVICES LTD. IN WHICH CASE THE REPRODUCTION MUST BEAR THEIR NAME AS THE ENGINEERING/DRAFTING FIRM.



SEALED BY:

PROJECT: 177 CHURCHILL PLACE, GILLAM, MANITOBA

PROJECT TITLE: ENVELOPE RETROFIT
SHEET TITLE: DETAILS

CHECKED BY: RS

DRAWN BY: RS

SCALE: AS SHOWN

DATE (YY MM DD): JULY 26 2013

LOCATION: 177 CHURCHILL PLACE, GILLAM MANITOBA

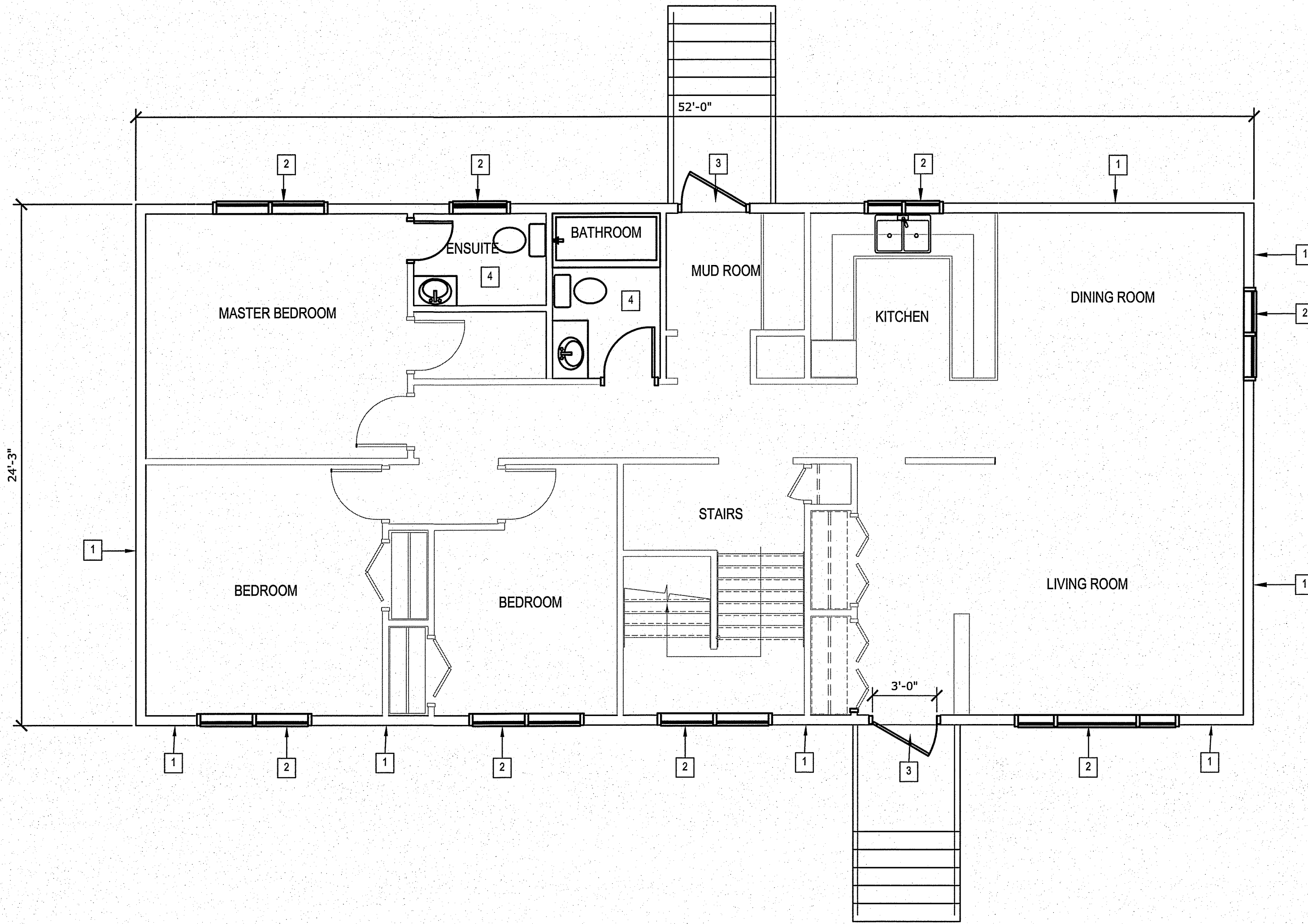
CONSTRUCTION

A4.0

REVISION #: 00

JOB NO. 13-91-01-10

00 ISSUED FOR CONSTRUCTION 13 07 26 RS
REV. # REVISION DATE (YY MM DD) REV. BY



1 MAIN FLOOR PLAN - DEMOLITION
 A1.0 A1.0 SCALE: 1/4"=1'-0"


DRAWING NOTES: #

1. REMOVE EXTERIOR SIDING AND BUILDING PAPER
2. REMOVE EXISTING WINDOWS AND INTERIOR CASINGS.
3. REMOVE EXISTING DOORS
4. REMOVE EXISTING FIXTURES, FLOORING AND WALL PANELS IN BATHROOM - EXISTING VANITY, SINK AND TAPS TO REMAIN (VANITY AND SINK TO BE REMOVED FROM BATHROOM DURING RENOVATION AND RE-INSTALLED AT COMPLETION)

NOTE:

ONLY ONE BATHROOM TO BE DEMOLISHED AT ONE AT A TIME

THIS DRAWING MUST NOT BE SCALED.
 THE GENERAL CONTRACTOR SHALL VERIFY ALL DIMENSIONS, DATUMS AND LEVELS PRIOR TO COMMENCEMENT OF WORK AND IS HELD RESPONSIBLE FOR REPORTING ANY DISCREPANCY OR OMISSION TO CAN-TEC SERVICES LTD. IMMEDIATELY.
 THIS DRAWING IS THE EXCLUSIVE PROPERTY OF CAN-TEC SERVICES LTD. AND CAN BE REPRODUCED ONLY WITH THE PERMISSION OF CAN-TEC SERVICES LTD. IN WHICH CASE THE REPRODUCTION MUST BEAR THEIR NAME AS THE ENGINEERING/DRAFTING FIRM.



SEALED BY:

ENGINEERING AND DRAFTING
 1948 MAIN STREET, WINNIPEG, MANITOBA Tel: (204) 943-7222 Fax: (204) 947-5717
<http://www.cantecservices.ca/>

PROJECT: 181 CHURCHILL PLACE, GILLAM, MANITOBA

PROJECT TITLE: ENVELOPE AND BATHROOM RETROFIT

SHEET TITLE: MAIN FLOOR PLAN - DEMOLITION

DATE (YY MM DD): 13 07 13
 SCALE: AS SHOWN
 DRAWN BY: RS
 CHECKED BY: RS

LOCATION: 181 CHURCHILL PLACE, GILLAM MANITOBA

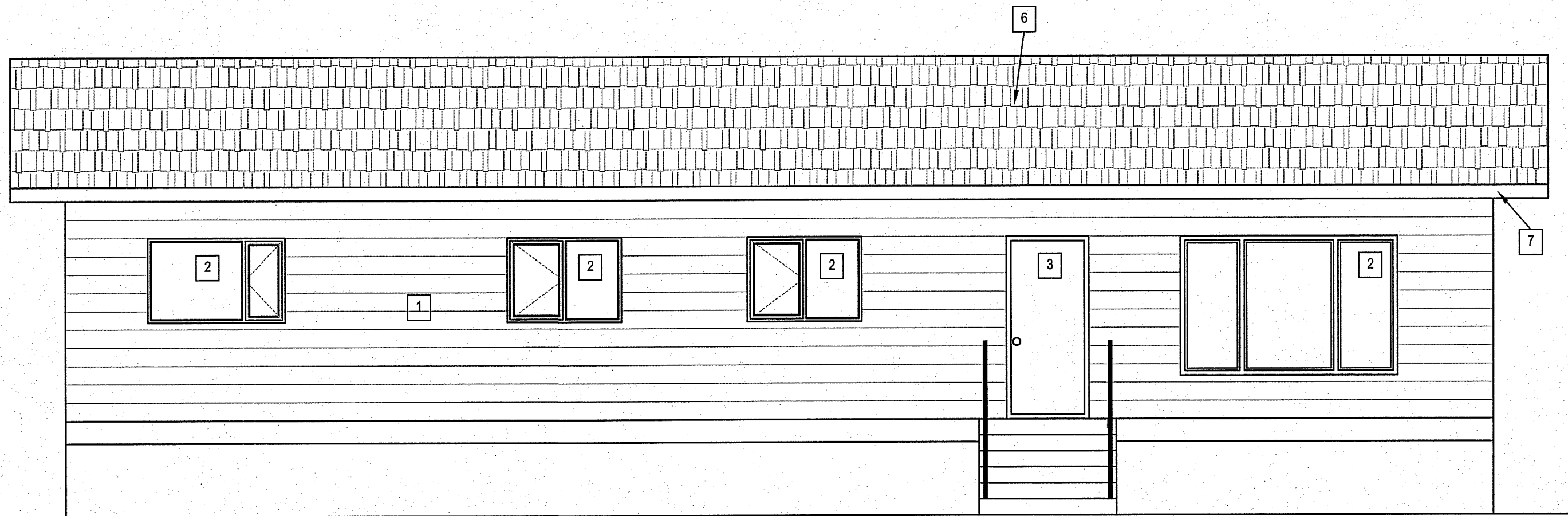
CONSTRUCTION

A1.0

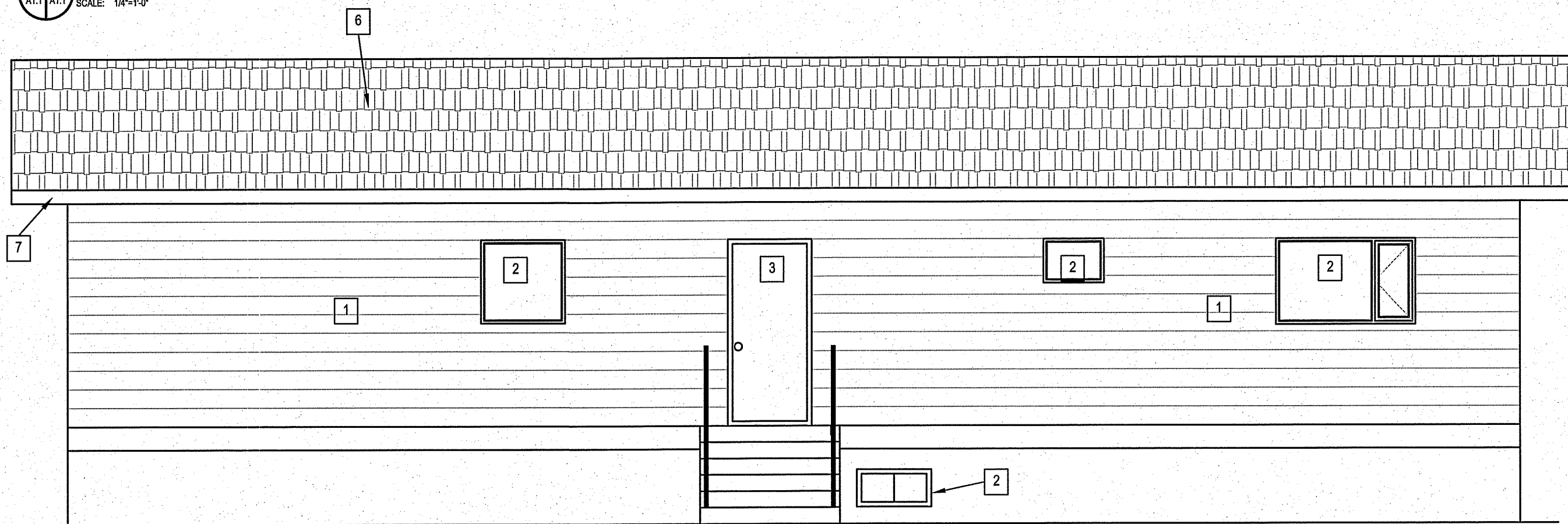
REVISION #: 00
 JOB NO.

13-91-01-10

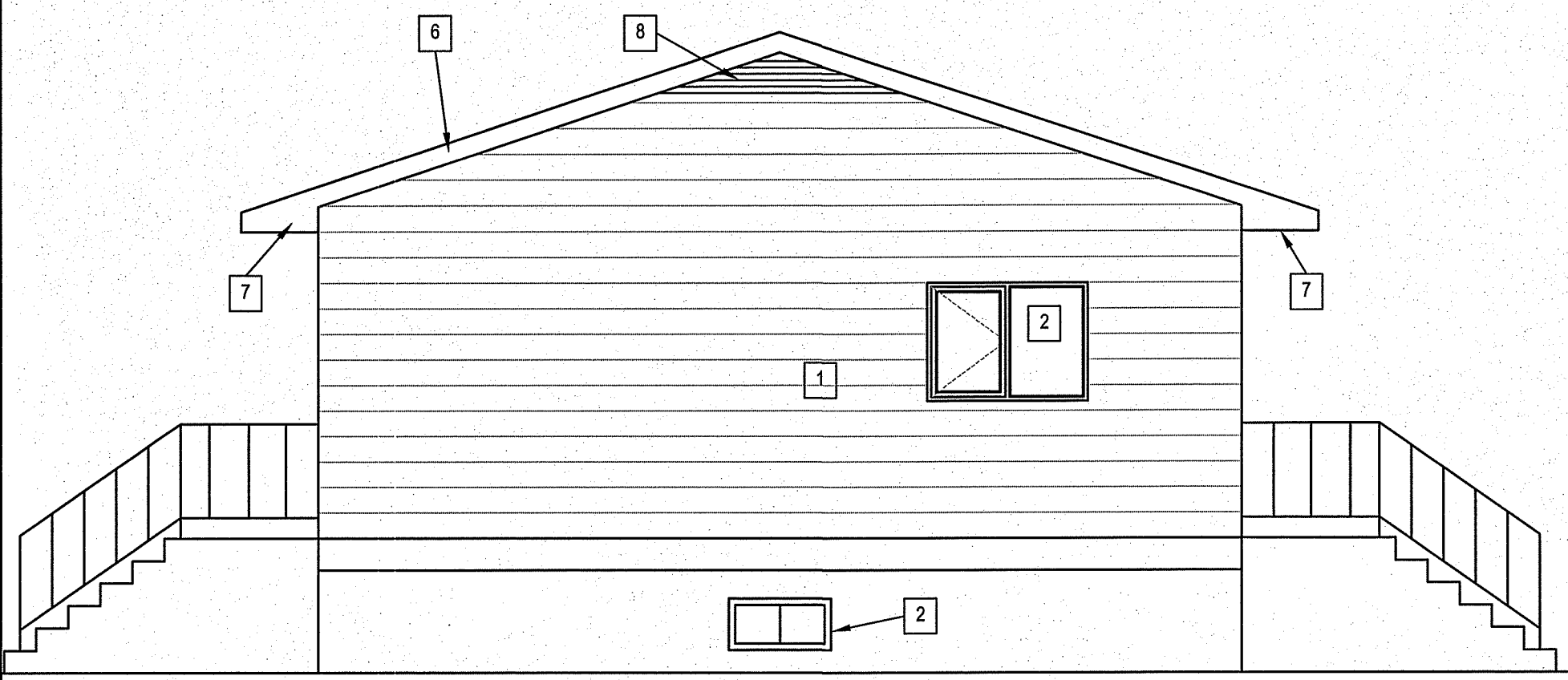
00	ISSUED FOR CONSTRUCTION	13 07 29	RS
REV. #	REVISION	DATE (YY MM DD)	REV. BY



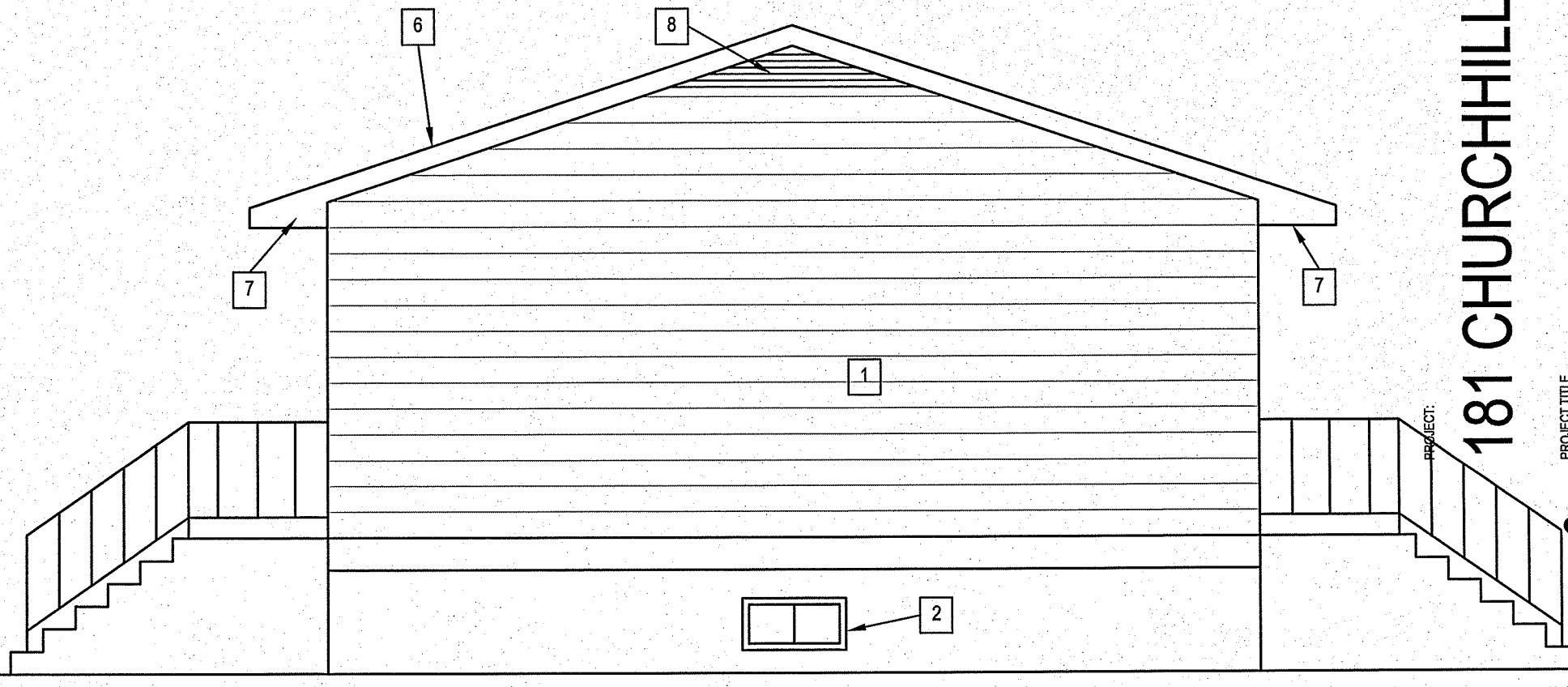
1 FRONT ELEVATION
A1.1 A1.1 SCALE: 1/4"=1'-0"



2 REAR ELEVATION
A1.1 A1.1 SCALE: 1/4"=1'-0"




3 RIGHT ELEVATION
A1.1 A1.1 SCALE: 1/4"=1'-0"



4 LEFT ELEVATION
A1.1 A1.1 SCALE: 1/4"=1'-0"

- DRAWING NOTES: #
1. REMOVE EXTERIOR SIDING AND BUILDING PAPER
 2. REMOVE EXISTING WINDOWS AND INTERIOR CASINGS.
 3. EXISTING DOORS TO REMAIN
 4. NOT USED
 5. NOT USED
 6. REMOVE EXISTING ROOF
 7. REMOVE EXISTING EAVESTROUGH, DOWN SPOUTS, SOFFIT AND FASCIA
 8. REMOVE EXISTING END GABLE VENT

THIS DRAWING MUST NOT BE SCALED.
THE GENERAL CONTRACTOR SHALL VERIFY ALL DIMENSIONS, DATUMS AND LEVELS PRIOR TO COMMENCEMENT OF WORK AND IS HELD RESPONSIBLE FOR REPORTING ANY DISCREPANCY OR OMISSION TO CAN-TEC SERVICES LTD. IMMEDIATELY.
THIS DRAWING IS THE EXCLUSIVE PROPERTY OF CAN-TEC SERVICES LTD. AND CAN BE REPRODUCED ONLY WITH THE PERMISSION OF CAN-TEC SERVICES LTD. IN WHICH CASE THE REPRODUCTION MUST BEAR THEIR NAME AS THE ENGINEERING/DRAFTING FIRM.



ENGINEERING AND DRAFTING
1948 MAIN STREET, WINNIPEG, MANITOBA
Tel: (204) 943-7222 Fax: (204) 947-5717
<http://www.cantecservices.ca/>

181 CHURCHILL PLACE, GILLAM, MANITOBA

PROJECT TITLE
ENVELOPE AND BATHROOM RETROFIT
SHEET TITLE
ELEVATIONS - DEMOLITION

DATE (YY MM DD) 13 07 13
SCALE AS SHOWN
DRAWN BY RS
CHECKED BY RS
LOCATION 181 CHURCHILL PLACE, GILLAM MANITOBA


CONSTRUCTION
A1.1

REVISION #: 00
JOB NO. 13-91-01-10

00 ISSUED FOR CONSTRUCTION 13 07 29 RS
REV.# REVISION DATE (YY MM DD) REV. BY

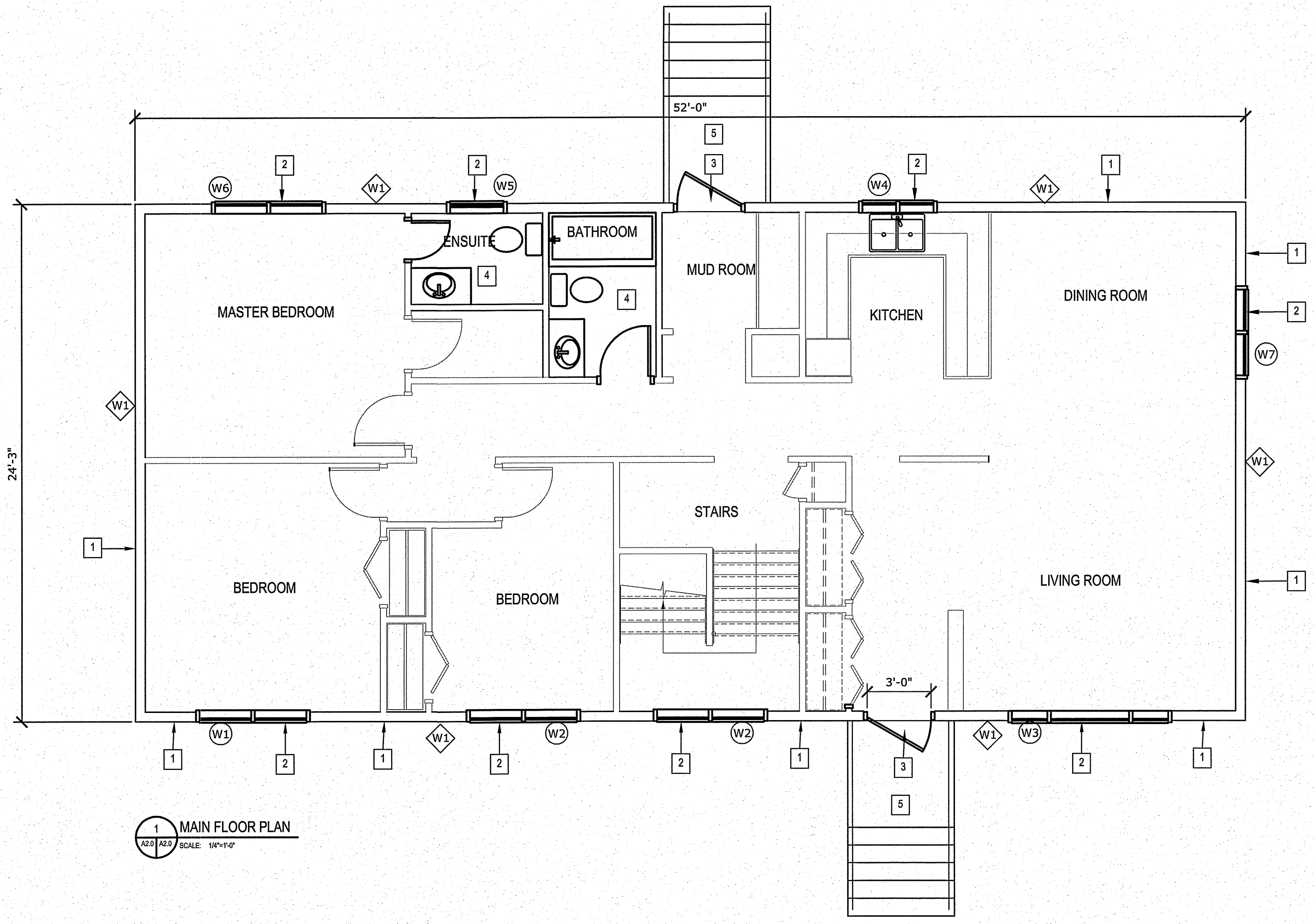
THIS DRAWING MUST NOT BE SCALED.
 THE GENERAL CONTRACTOR SHALL VERIFY ALL DIMENSIONS, DATUMS AND LEVELS PRIOR TO COMMENCEMENT OF WORK AND IS HELD RESPONSIBLE FOR REPORTING ANY DISCREPANCY OR OMISSION TO CAN-TEC SERVICES LTD. IMMEDIATELY.
 THIS DRAWING IS THE EXCLUSIVE PROPERTY OF CAN-TEC SERVICES LTD. AND CAN BE REPRODUCED ONLY WITH THE PERMISSION OF CAN-TEC SERVICES LTD. IN WHICH CASE THE REPRODUCTION MUST BEAR THEIR NAME AS THE ENGINEERING/DRAFTING FIRM.

http://www.cantecservices.ca/



ENGINEERING AND DRAFTING
 1948 MAIN STREET, WINNIPEG, MANITOBA Tel: (204) 946-7222 Fax: (204) 947-5717

SEALED BY:



1 MAIN FLOOR PLAN
 A2.0 A2.0 SCALE: 1/4"=1'-0"

- DRAWING NOTES: #
1. INSTALL NEW EXTERIOR SIDING AND RIGID INSULATION SEE DETAIL
 2. INSTALL NEW WINDOW
 3. EXISTING DOORS
 4. INSTALL NEW FLOORING, WALLS FIXTURES AND LIGHTING IN WASHROOM
 5. EXCAVATE EXISTING CONCRETE STEPS AND LEVEL AND RE-INSTALL IN EXISTING LOCATIONS

WALL TYPES

EXTERIOR WALL:

W1 NEW ENGINEERED WOOD SIDING
 NEW TYPAR AIR BARRIER
 NEW 7/16" OSB SHEATHING
 NEW 2" RIGID INSULATION TYPE 4
 NEW Z-GIRTS
 EXISTING 3/8" SHEATHING
 EXISTING BATT INSULATION
 EXISTING 2X4 WALL STUDS
 EXISTING DRYWALL

PROJECT: 181 CHURCHILL PLACE, GILLAM, MANITOBA

PROJECT TITLE: ENVELOPE AND BATHROOM RETROFIT

SHEET TITLE: MAIN FLOOR PLAN

DATE (YY MM DD): 13 07 13
 SCALE: AS SHOWN
 DRAWN BY: RS
 CHECKED BY: RS

LOCATION: 181 CHURCHILL PLACE, GILLAM MANITOBA

CONSTRUCTION

A2.0


REVISION #: 00

JOB NO. 13-91-01-10

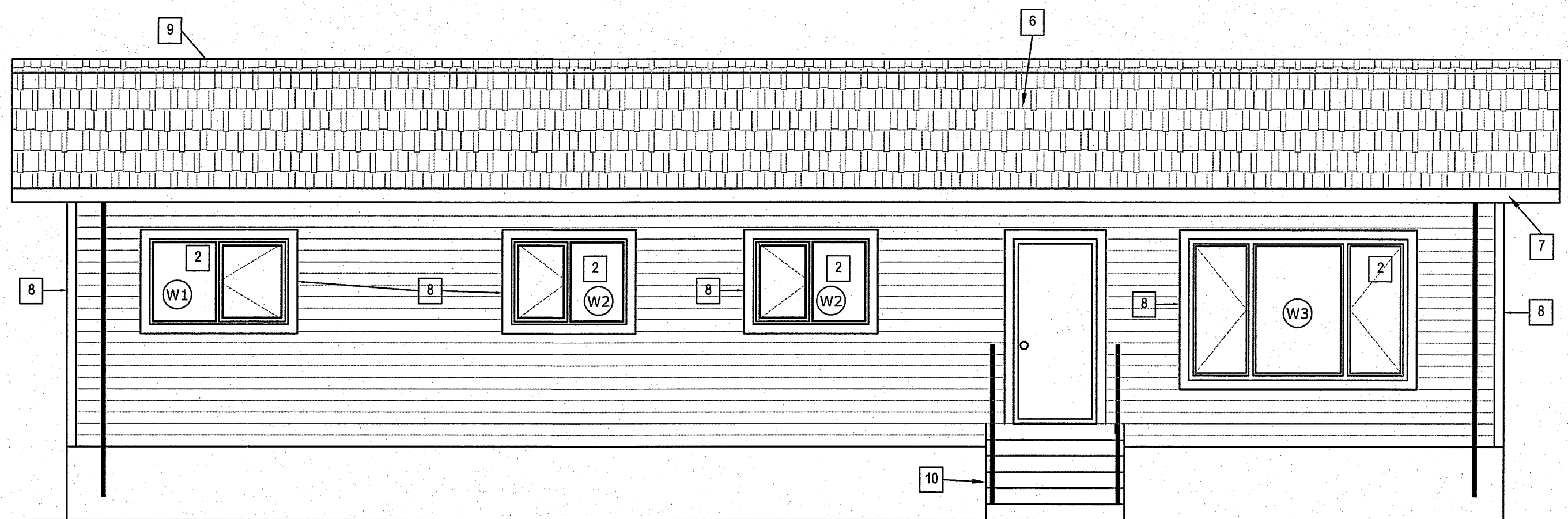
00	ISSUED FOR CONSTRUCTION	13 07 29	RS
REV. #	REVISION	DATE (YY MM DD)	REV. BY

THIS DRAWING MUST NOT BE SCALED.
 THE GENERAL CONTRACTOR SHALL VERIFY ALL DIMENSIONS, DATUMS AND LEVELS PRIOR TO COMMENCEMENT OF WORK AND IS HELD RESPONSIBLE FOR REPORTING ANY DISCREPANCY OR OMISSION TO CAN-TEC SERVICES LTD. IMMEDIATELY.
 THIS DRAWING IS THE EXCLUSIVE PROPERTY OF CAN-TEC SERVICES LTD. AND CAN BE REPRODUCED ONLY WITH THE PERMISSION OF CAN-TEC SERVICES LTD. IN WHICH CASE THE REPRODUCTION MUST BEAR THEIR NAME AS THE ENGINEERING/DRAFTING FIRM.

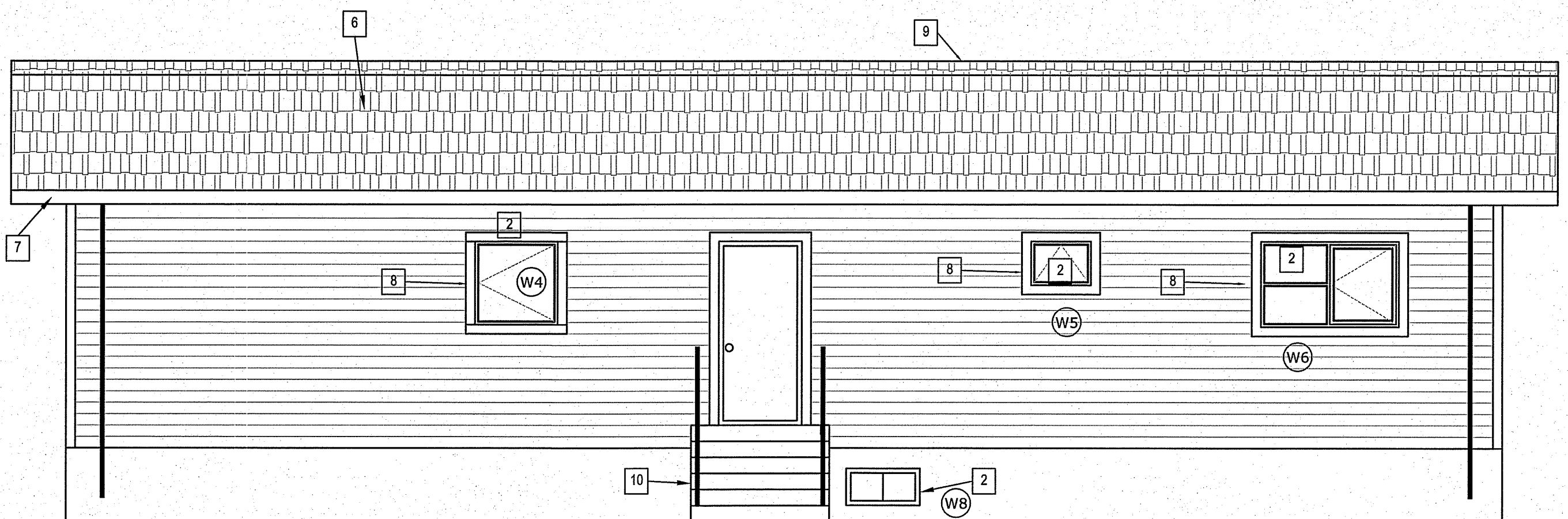
http://www.can-tecservices.ca/



ENGINEERING AND DRAFTING
 1948 MAIN STREET, WINNIPEG, MANITOBA Tel: (204) 943-7222 Fax: (204) 947-5717



1 FRONT ELEVATION
 A3.0 A3.0 SCALE: 1/4"=1'-0"



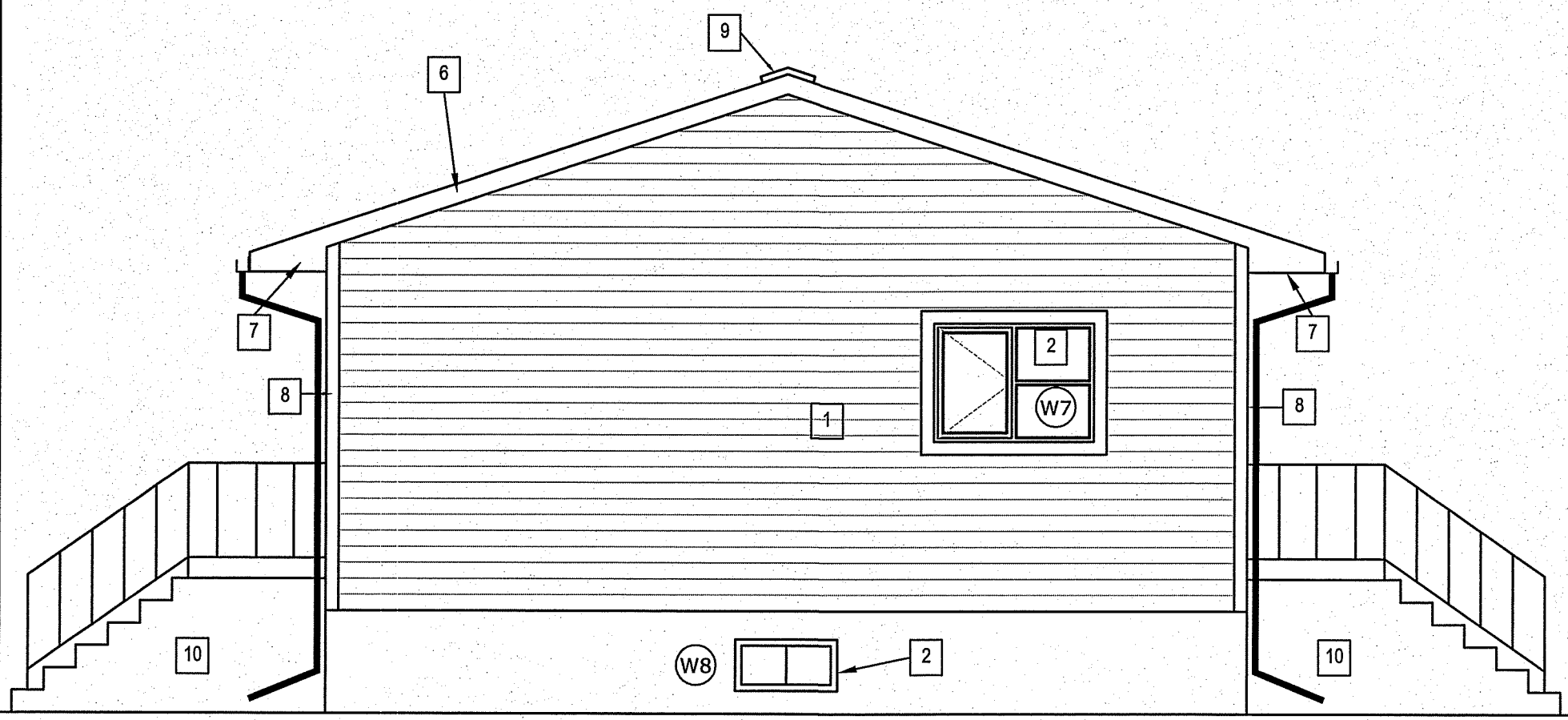
2 REAR ELEVATION
 A3.0 A3.0 SCALE: 1/4"=1'-0"

DRAWING NOTES: #

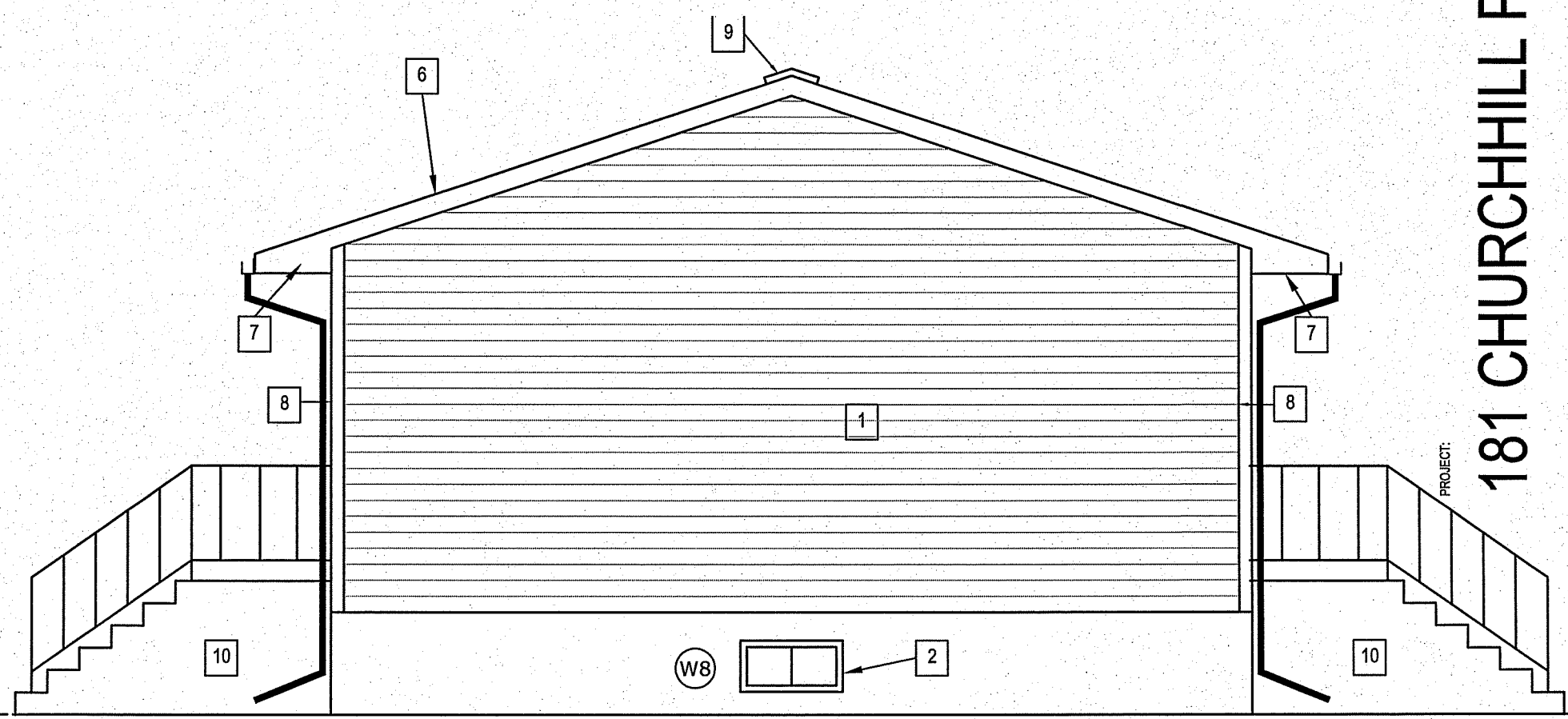
1. INSTALL NEW EXTERIOR SIDING AND INSULATION
2. INSTALL NEW WINDOWS
3. NOT USED
4. NOT USED
5. NOT USED
6. INSTALL NEW ROOF AND VENTS
7. INSTALL NEW EAVESTROUGH, DOWN SPOUTS, SOFIT AND FASCIA
8. 4" TRIM BOARD
9. NEW RIDGE VENT
10. EXISTING STAIRS TO BE PULLED OUT OF THE GROUND AND RE-INSTALLED LEVEL AT THE EDGE OF THE HOUSE. STAIRS ARE CURRENTLY LEANING TOWARD THE FRONT OF THE HOUSE.

GENERAL NOTE:

1. ALL EXTERIOR LIGHTS TO BE REMOVED AND REPLACED WITH NEW
2. EXTEND ALL O.S. SERVICES AS REQUIRED (HOSE BIBS, PLUGS, VENTS ETC.)



3 RIGHT ELEVATION
 A3.0 A3.0 SCALE: 1/4"=1'-0"



4 LEFT ELEVATION
 A3.0 A3.0 SCALE: 1/4"=1'-0"

181 CHURCHILL PLACE, GILLAM, MANITOBA

PROJECT TITLE
ENVELOPE AND BATHROOM RETROFIT

SHEET TITLE
ELEVATIONS

DATE (YY MM DD) 13 07 13
 SCALE AS SHOWN
 CHECKED BY RS
 DRAWN BY RS

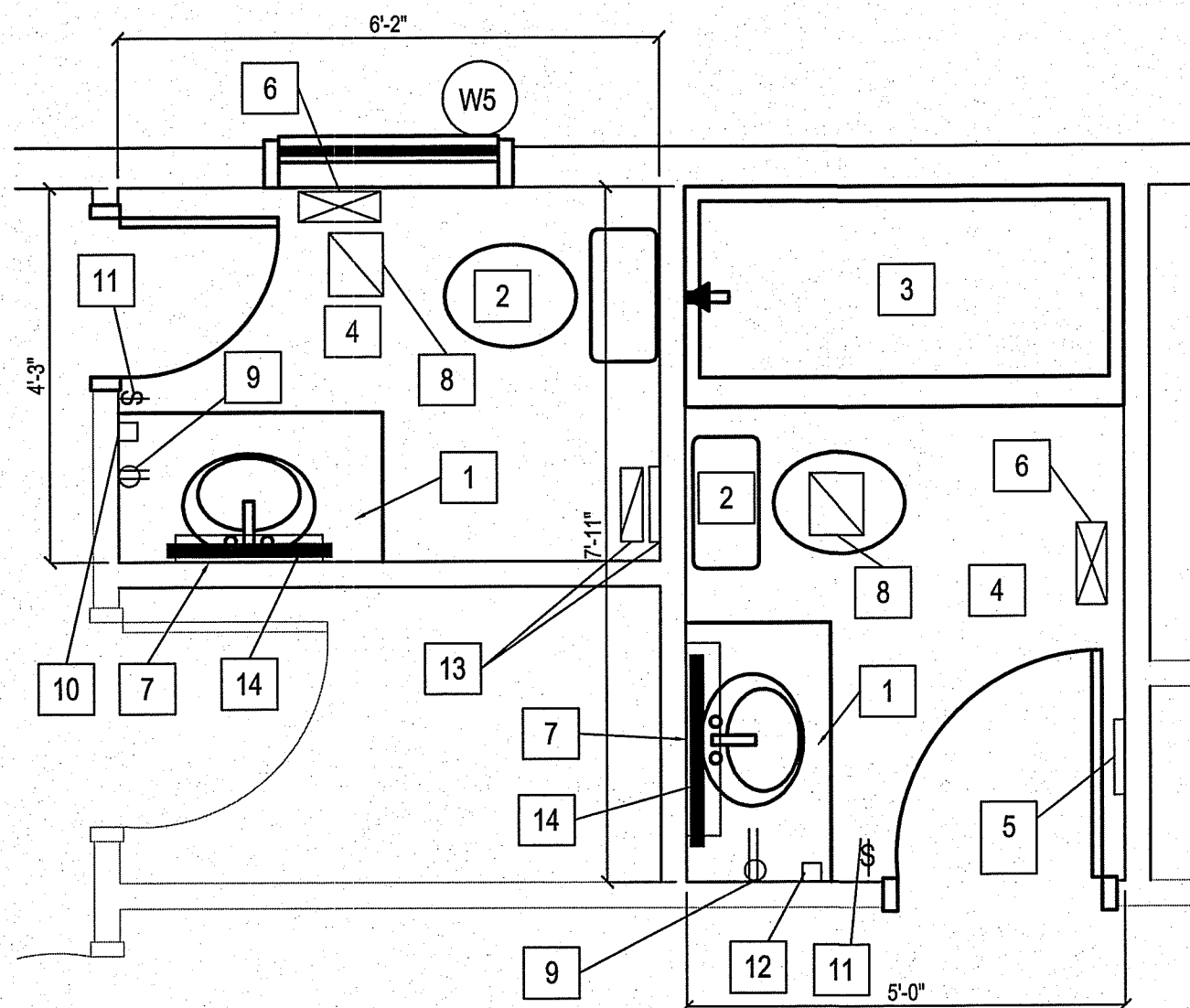
LOCATION
 181 CHURCHILL PLACE, GILLAM MANITOBA

CONSTRUCTION
A3.0

REVISION # 00
 JOB NO.

13-91-01-10

00	ISSUED FOR CONSTRUCTION	13 07 29	RS
REV. #	REVISION	DATE (YY MM DD)	REV. BY



1 ENLARGED BATHROOM PLANS
A4.0 A4.0 SCALE: 1/2"=1'-0"

DRAWING NOTES: #

1. EXISTING VANITY REMOVED AND RE-INSTALLED IN SAME POSITION
2. NEW TOILET
3. NEW TUB
4. NEW FLOORING AND BASEBOARDS
5. EXISTING HRV VENT TO REMAIN.
6. NEW FLOOR SUPPLY VENT
7. NEW MEDICINE CABINET
8. REMOVE EXISTING EXHAUST FAN AND REPAIR VAPOR BARRIER
9. INSTALL NEW GFI PLUG IN SAME POSITION AS EXISTING.
10. ADD EXTRA HRV CONTROLLER TO BATHROOM
11. REMOVE FAN SWITCH AND REPLACE LIGHT SWITCH WITH SINGE SWITCH
12. EXISTING HRV CONTROL TO REMAIN
13. MOVE EXISTING HRV EXHAUST FROM FLOOR TO WALL
14. NEW LIGHT

BATHROOM NOTES

1. INSTALL NEW DRYWALL ON ALL WALLS AND CEILING
2. INSTALL NEW LIGHT FIXTURES
3. INSTALL NEW WINDOW DOOR AND BASE TRIM
4. ONLY ONE BATHROOM TO BE RENOVATED AT ONE TIME. HOUSE MUST HAVE ONE BATHROOM OPERATIONAL THROUGHOUT THE RENOVATION.

SPECIFICATION:

TOILET: AMERICAN STANDARD CADET 3 RIGHT HEIGHT ELONGATED TOILET MODEL 2386 012 C/W CHAMPION SLOW CLOSE SEAT EL# 5325 010, C/W WHEEL STOPS AND ESCUTCHEON PLATES

BATHTUB: FIAT MODEL MTS6300M-3, 3 PIECE ACRYLIC BATHTUB C/W DELTA MODEL T13420-CDN SHOWER TRIM WITH R1000 VALVE BODY. INSTALL AS PER MANUFACTURERS INSTRUCTIONS

HRV CONTROLLER: (EXISTING HRV UNITS ARE VENMAR SOLO 1.5) CONTROLLER TO BE - VENMAR MODEL 03364 AND ADDED TO EXISTING HRV CONTROLS.


LIGHT: VANITY LIGHT RUSSELL MODEL 716-704.BCH WALL MOUNT FIXTURE C/W 4-100W LIGHTS MEDIUM BASE

MEDICINE CABINET: ESTATE TRI-VIEW MEDICINE CABINET WITH ADJUSTABLE SHELVES, AND BEVELED EDGE MIRRORS, 30 1/4" WIDE X 29 3/4" HIGH

VENT: IMPERIAL WHITE METAL SIZE TO MATCH EXISTING

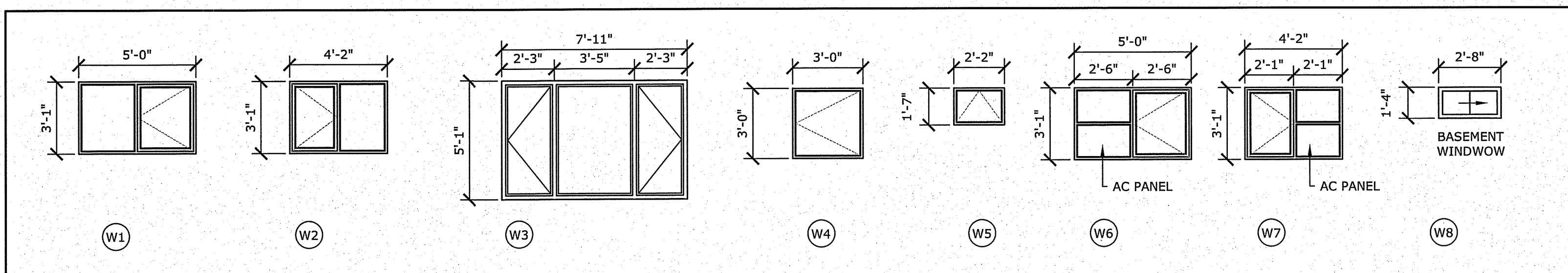
FLOORING - SPECIFIED IN BOOK SPECIFICATION

THIS DRAWING MUST NOT BE SCALED.
THE GENERAL CONTRACTOR SHALL VERIFY ALL DIMENSIONS, DATUMS AND LEVELS PRIOR TO COMMENCEMENT OF WORK AND IS HELD RESPONSIBLE FOR REPORTING ANY DISCREPANCY OR OMISSION TO CAN-TEC SERVICES LTD. IMMEDIATELY.
THIS DRAWING IS THE EXCLUSIVE PROPERTY OF CAN-TEC SERVICES LTD. AND CAN BE REPRODUCED ONLY WITH THE PERMISSION OF CAN-TEC SERVICES LTD. IN WHICH CASE THE REPRODUCTION MUST BEAR THEIR NAME AS THE ENGINEERING/DRAFTING FIRM.



SEALED BY:

ENGINEERING AND DRAFTING
1948 MAIN STREET, WINNIPEG, MANITOBA Tel: (204) 943-7222 Fax: (204) 947-5717
http://www.can-tec-services.ca/



SPECIFICATIONS PLUMBING:

1. MECHANICAL CONTRACTOR IS RESPONSIBLE FOR PROVIDING A COMPLETE WORKING INSTALLATION AS SHOWN ON THE DRAWINGS AND THE SPECIFICATIONS. MECHANICAL CONTRACTOR WILL PROVIDE ONE YEAR WARRANTY ON ALL LABOUR AND EQUIPMENT UPON FINAL ACCEPTANCE BY OWNER AND ENGINEER.

2. THE LOCATION, ROUTING AND ELEVATION OF ALL NEW AND EXISTING SERVICES AND UTILITIES AS SHOWN ON THE DRAWINGS ARE TO BE CONSIDERED AS APPROXIMATIONS ONLY. VERIFY EXACT LOCATIONS, ROUTINGS, AND ELEVATIONS OF ALL SERVICES PRIOR TO COMMENCING WORK AND ASSUME RESPONSIBILITY FOR LAYING OUT ALL WORK. THE CONTRACTOR SHALL RETAIN RESPONSIBILITY FOR ANY DAMAGE TO EXISTING SERVICES AND UTILITIES.

3. ALL CUTTING, PATCHING AND RELATED CONSTRUCTION WORK IS TO BE PERFORMED BY GENERAL CONTRACTOR UPON INSTRUCTION FROM MECHANICAL CONTRACTOR.

4. ALL PLUMBING WORK TO BE PERFORMED IN ACCORDANCE WITH THE LATEST EDITION OF THE NATIONAL PLUMBING CODE.

5. PERMITS: CONTRACTOR IS RESPONSIBLE FOR GIVING ALL NECESSARY NOTICES, OBTAINING ALL NECESSARY PERMITS AND PAYING ALL APPLICABLE FEES.

PIPE:

1. ALL WATER PIPING ABOVEGROUND INSIDE BUILDING SHALL BE NEW TYPE "L" COPPER WITH LEAD FREE SOLDERED FITTINGS. AQUA-RISE PLEX AND WATTS PIPING MATERIAL ACCEPTABLE WHEREVER APPROVED BY CODE.

2. SOIL AND VENT PIPING ABOVEGROUND INSIDE BUILDING SHALL BE: DWV COPPER WITH SOLDERED FITTINGS, CAST IRON WITH MJ FITTINGS, ABS, DWV DRAIN PIPING AND FITTINGS WITH SOLVENT CEMENT.

3. SOIL AND VENT PIPING BELOWGROUND INSIDE BUILDING SHALL BE CAST IRON CLASS 4000 WITH MJ FITTINGS, ABS OR PVC

PLASTIC WITH SOLVENT CEMENT. PLASTIC PIPE ONLY WHERE ALLOWED BY PLUMBING CODE.

PROJECT: 181 CHURCHILL PLACE, GILLAM, MANITOBA

PROJECT TITLE: ENVELOPE AND BATHROOM RETROFIT
SHEET TITLE: BATHROOM AND WINDOW SCHEDULE

DATE (YYMMDD): 13 07 13
SCALE: AS SHOWN
DRAWN BY: RS
CHECKED BY: RS

LOCATION: 181 CHURCHILL PLACE, GILLAM MANITOBA

CONSTRUCTION

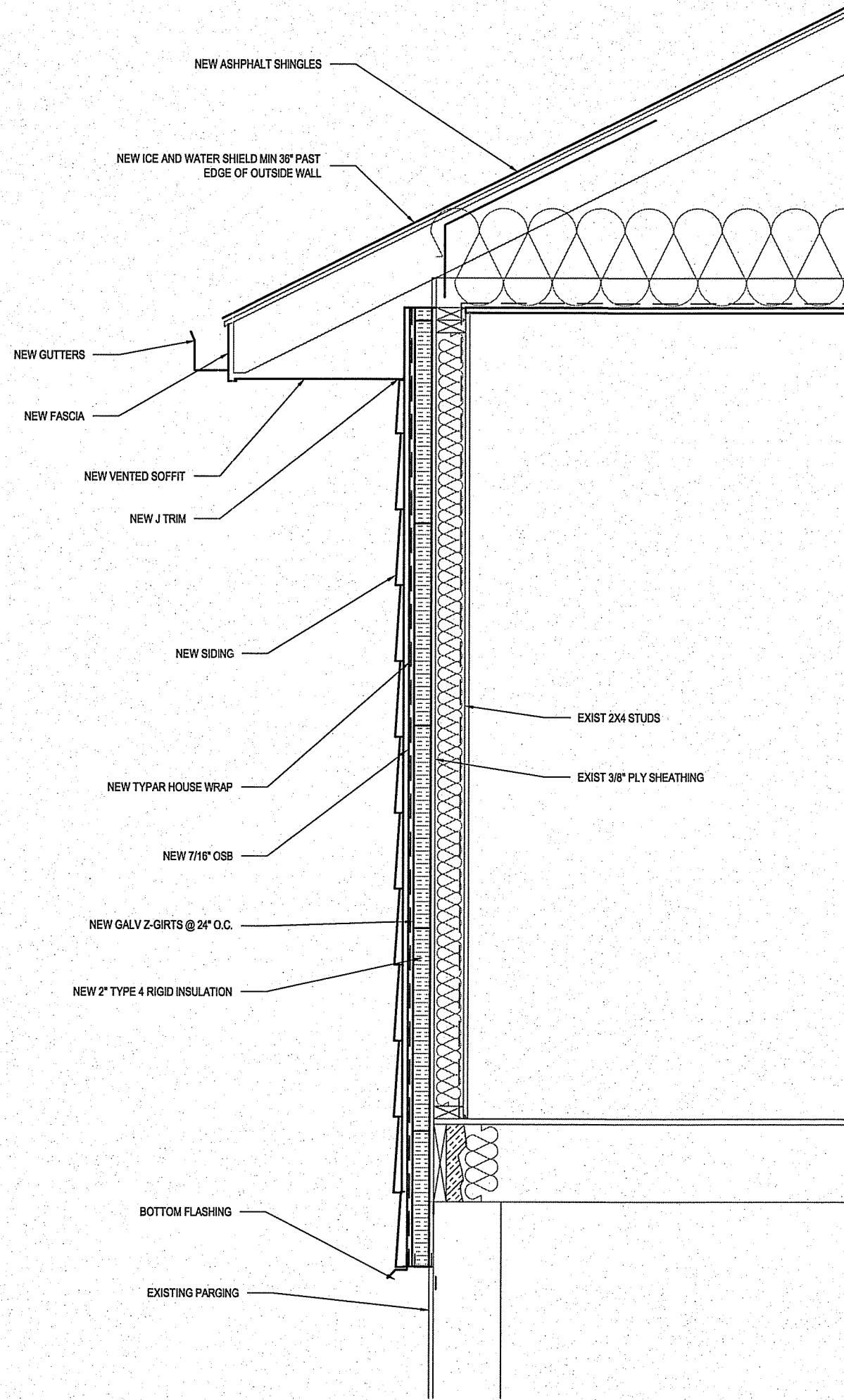
A4.0

REVISION #: 00

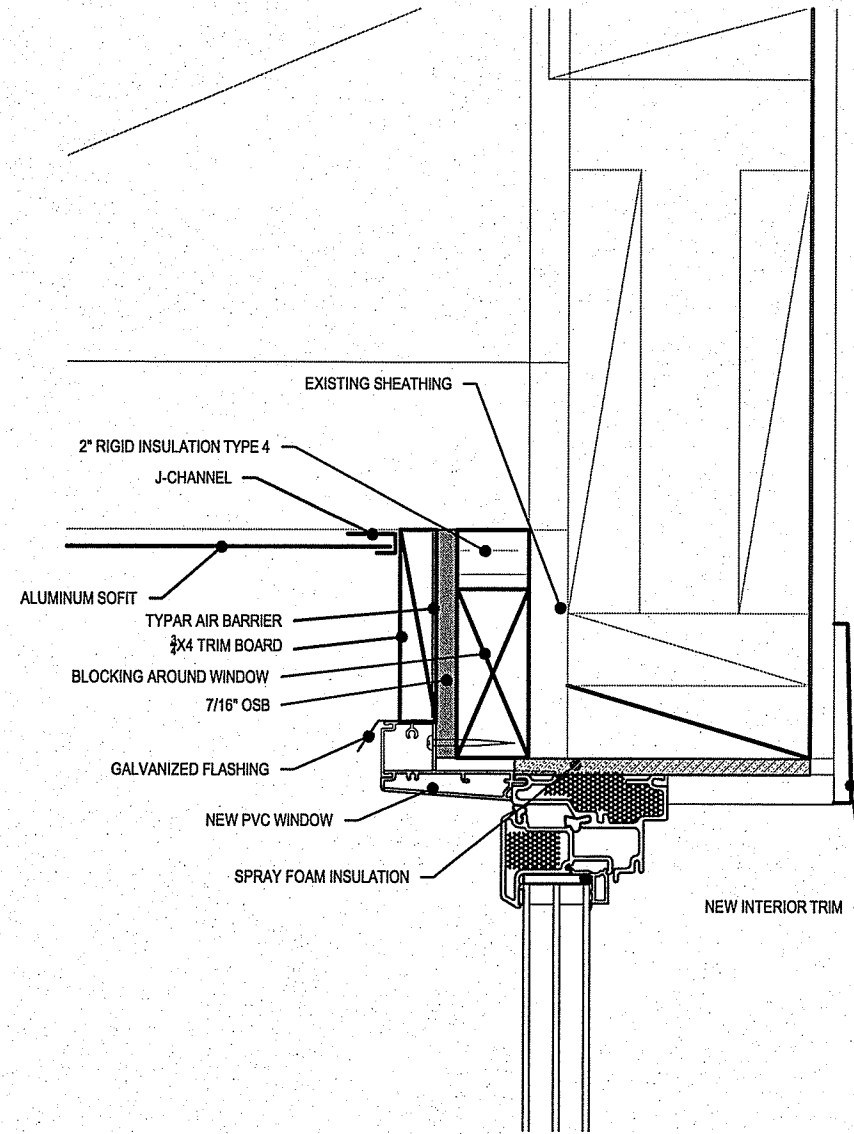
JOB NO.

13-91-01-10

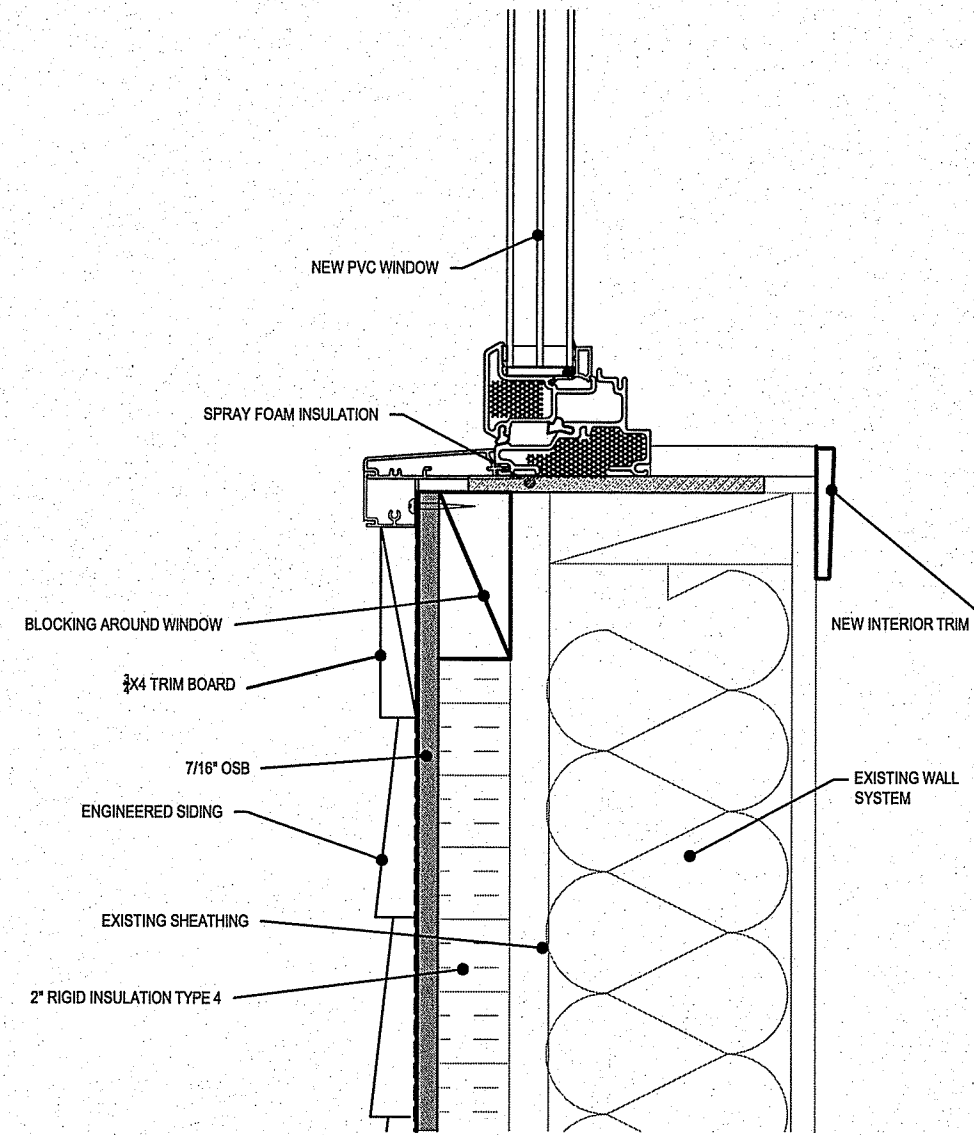
00 ISSUED FOR CONSTRUCTION 13 07 29 RS
REV.# REVISION DATE (YYMMDD) REV. BY



1 WALL SECTION
A4.1 A4.1 SCALE: 3/4"=1'-0"




2 WINDOW HEAD SECTION
A4.1 A4.1 SCALE: 3/4"=1'-0"



3 WINDOW SILL SECTION
A4.1 A4.1 SCALE: 3/4"=1'-0"

THIS DRAWING MUST NOT BE SCALED.
THE GENERAL CONTRACTOR SHALL VERIFY ALL DIMENSIONS, DATUMS AND LEVELS PRIOR TO COMMENCEMENT OF WORK AND IS HELD RESPONSIBLE FOR REPORTING ANY DISCREPANCY OR OMISSION TO CAN-TEC SERVICES LTD. IMMEDIATELY.
THIS DRAWING IS THE EXCLUSIVE PROPERTY OF CAN-TEC SERVICES LTD. AND CAN BE REPRODUCED ONLY WITH THE PERMISSION OF CAN-TEC SERVICES LTD. IN WHICH CASE THE REPRODUCTION MUST BEAR THEIR NAME AS THE ENGINEERING/DRAFTING FIRM.



SEALED BY:

ENGINEERING AND DRAFTING
1948 MAIN STREET, WINNIPEG, MANITOBA
Tel: (204) 943-7222 Fax: (204) 947-5717
<http://www.canteccservices.ca/>

PROJECT: 181 CHURCHILL PLACE, GILLAM, MANITOBA

PROJECT TITLE: ENVELOPE AND BATHROOM RETROFIT

SHEET TITLE: DETAILS

DATE (YYMMDD): 13 07 13
SCALE: AS SHOWN
DRAWN BY: RS
CHECKED BY: RS

LOCATION: 181 CHURCHILL PLACE, GILLAM MANITOBA

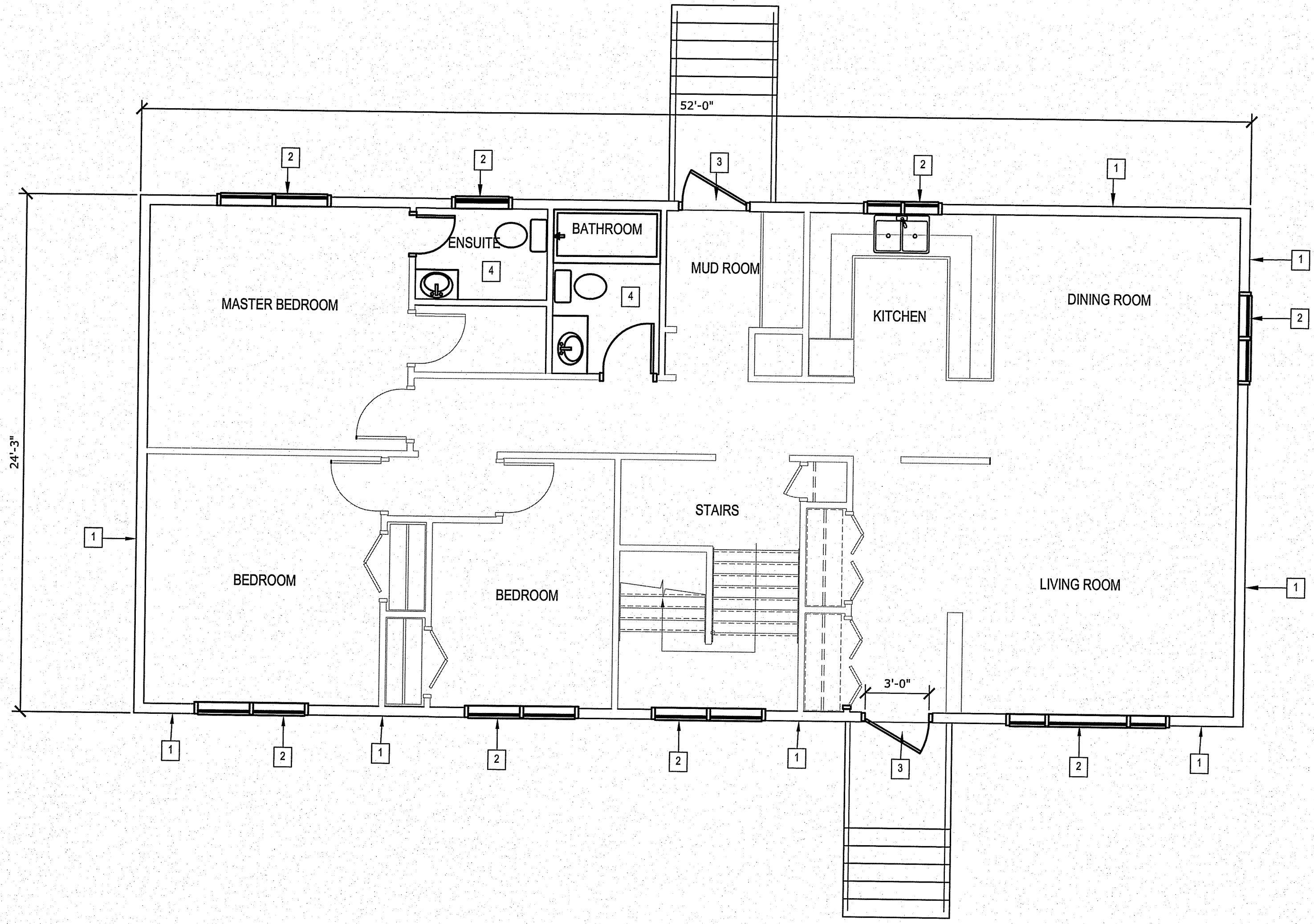
CONSTRUCTION

A4.1

REVISION #: 00
JOB NO.

ISSUED FOR CONSTRUCTION 13 07 29 RS
REV. # REVISION DATE (YYMMDD) REV. BY


13-91-01-10



1 MAIN FLOOR PLAN - DEMOLITION
 A1.0 A1.0 SCALE: 1/4"=1'-0"

- DRAWING NOTES: #
1. REMOVE EXTERIOR SIDING AND BUILDING PAPER
 2. REMOVE EXISTING WINDOWS AND INTERIOR CASINGS.
 3. REMOVE EXISTING DOORS
 4. REMOVE EXISTING FIXTURES, FLOORING AND WALL PANELS IN BATHROOM - EXISTING VANITY, SINK AND TAPS TO REMAIN (VANITY TO BE REMOVED, STORED AND RE-INSTALLED ONCE BATHROOM IS COMPLETE)
- NOTE:
 ONLY ONE BATHROOM TO BE DEMOLISHED AT ONE AT A TIME

THIS DRAWING MUST NOT BE SCALED.
 THE GENERAL CONTRACTOR SHALL VERIFY ALL DIMENSIONS, DATUMS AND LEVELS PRIOR TO COMMENCEMENT OF WORK AND IS HELD RESPONSIBLE FOR REPORTING ANY DISCREPANCY OR OMISSION TO CAN-TEC SERVICES LTD. IMMEDIATELY.
 THIS DRAWING IS THE EXCLUSIVE PROPERTY OF CAN-TEC SERVICES LTD. AND CAN BE REPRODUCED ONLY WITH THE PERMISSION OF CAN-TEC SERVICES LTD. IN WHICH CASE THE REPRODUCTION MUST BEAR THEIR NAME AS THE ENGINEERING/DRAFTING FIRM.



ENGINEERING AND DRAFTING
 1848 HAN STREET, WINNIPEG, MANITOBA
 Tel: (204) 943-7222 Fax: (204) 947-5717
<http://www.cantecservices.ca/>

SEALED BY:

PROJECT: 185 CHURCHHILL PLACE, GILLAM, MANITOBA

PROJECT TITLE: ENVELOPE AND BATHROOM RETROFIT

SHEET TITLE: MAIN FLOOR PLAN - DEMOLITION

DATE (YYMMDD): 13 07 13
 SCALE: AS SHOWN
 DRAWN BY: RS
 CHECKED BY: RS

LOCATION: 185 CHURCHHILL PLACE, GILLAM MANITOBA

CONSTRUCTION

A1.0


REVISION #: 00

JOB NO. 13-91-01-10

00	ISSUED FOR CONSTRUCTION	13 07 29	RS
REV. #	REVISION	DATE (YY MM DD)	REV. BY

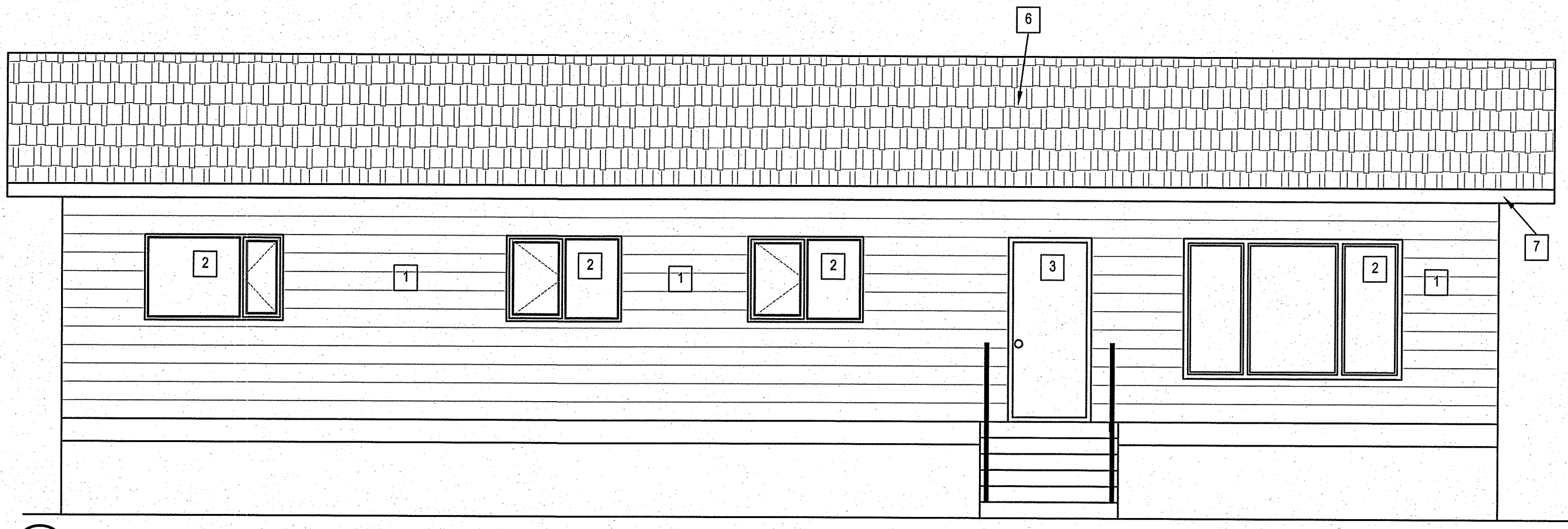
THIS DRAWING MUST NOT BE SCALED.
 THE GENERAL CONTRACTOR SHALL VERIFY ALL DIMENSIONS, DATUMS AND LEVELS PRIOR TO COMMENCEMENT OF WORK AND IS HELD RESPONSIBLE FOR REPORTING ANY DISCREPANCY OR OMISSION TO CAN-TEC SERVICES LTD. IMMEDIATELY.
 THIS DRAWING IS THE EXCLUSIVE PROPERTY OF CAN-TEC SERVICES LTD. AND CAN BE REPRODUCED ONLY WITH THE PERMISSION OF CAN-TEC SERVICES LTD. IN WHICH CASE THE REPRODUCTION MUST BEAR THEIR NAME AS THE ENGINEERING/DRAFTING FIRM.

http://www.cantecservices.ca/

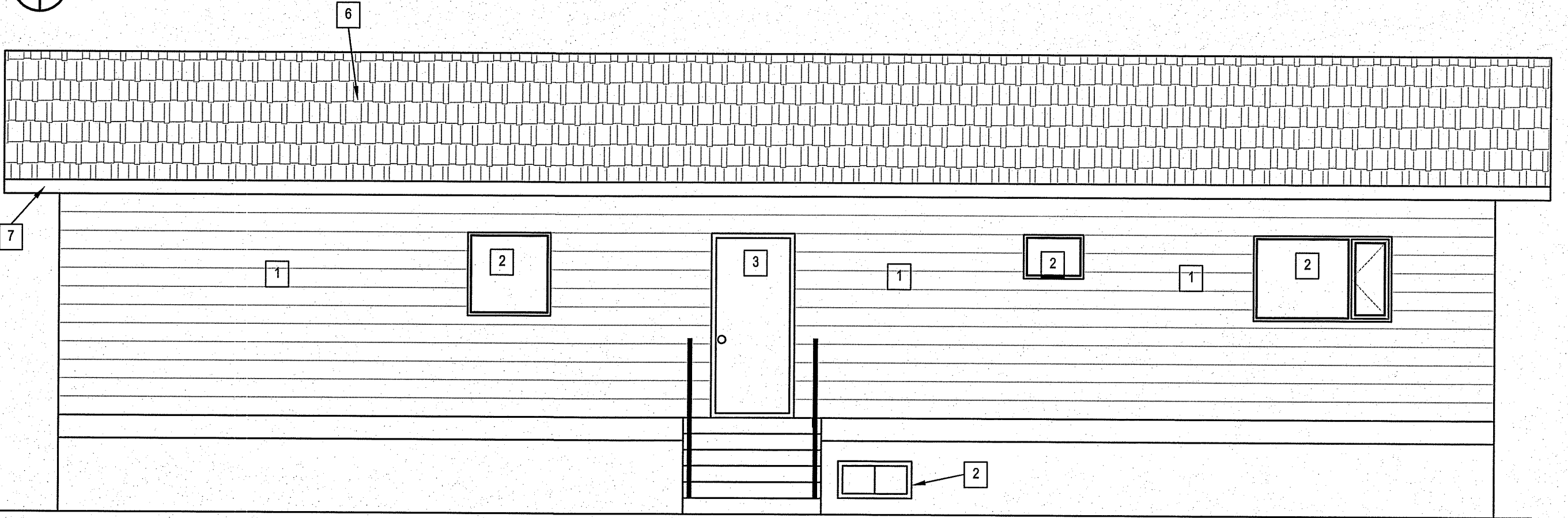


ENGINEERING AND DRAFTING
 1848 MAIN STREET, WINNIPEG, MANITOBA Tel: (204) 943-7222 Fax: (204) 947-5717

SEALED BY:

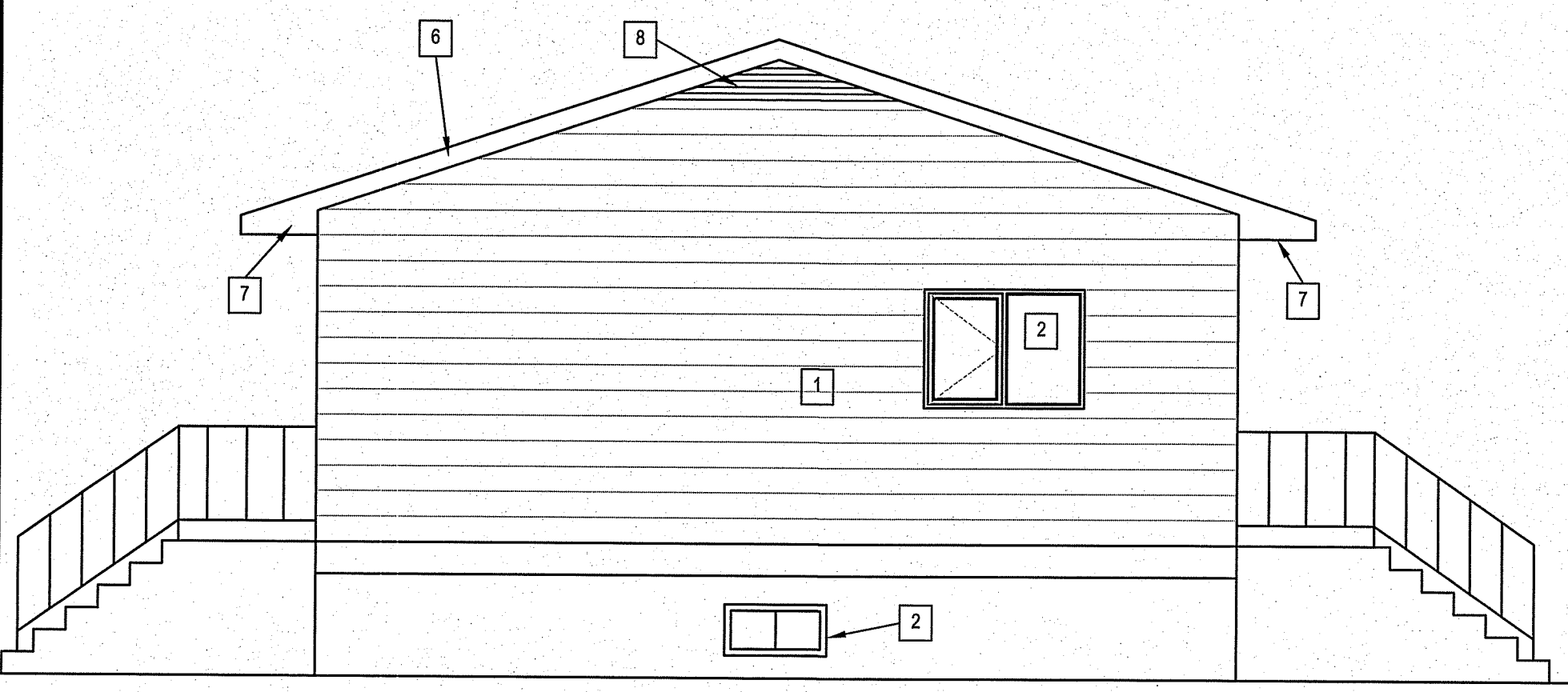


1 FRONT ELEVATION
 A1.1 A1.1 SCALE: 1/4"=1'-0"

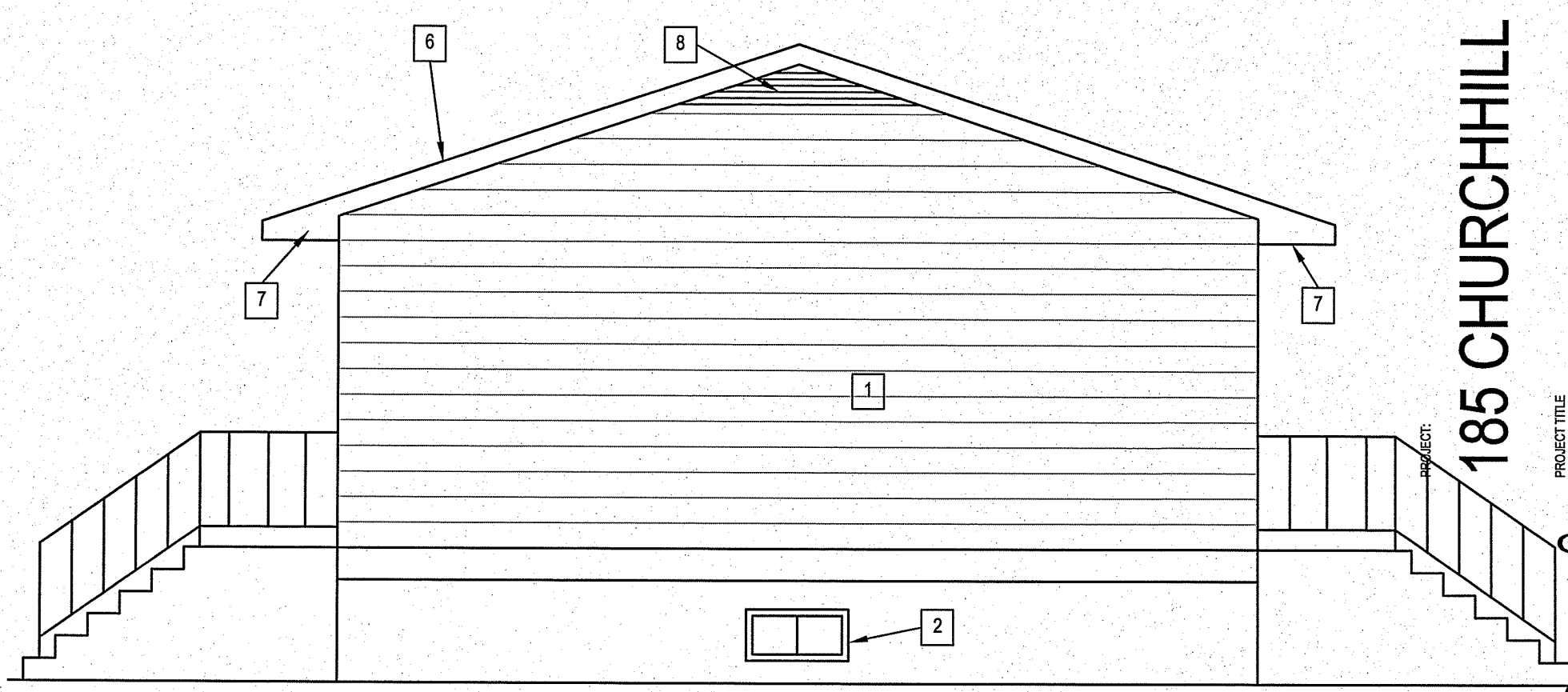


2 REAR ELEVATION
 A1.1 A1.1 SCALE: 1/4"=1'-0"

- DRAWING NOTES: #
1. REMOVE EXTERIOR SIDING AND BUILDING PAPER
 2. REMOVE EXISTING WINDOWS AND INTERIOR CASINGS.
 3. EXISTING DOORS TO REMAIN
 4. NOT USED
 5. NOT USED
 6. REMOVE EXISTING ROOF
 7. REMOVE EXISTING EAVESTROUGH, DOWN SPOUTS, SOFFIT AND FASCIA
 8. REMOVE EXISTING END GABLE VENT



3 RIGHT ELEVATION
 A1.1 A1.1 SCALE: 1/4"=1'-0"



4 LEFT ELEVATION
 A1.1 A1.1 SCALE: 1/4"=1'-0"

185 CHURCHILL PLACE, GILLAM, MANITOBA

PROJECT TITLE: ENVELOPE AND BATHROOM RETROFIT
 SHEET TITLE: ELEVATIONS - DEMOLITION

DATE (YY/MM/DD): 13 07 13
 SCALE: AS SHOWN
 CHECKED BY: RS
 DRAWN BY: RS

LOCATION: 185 CHURCHILL PLACE, GILLAM MANITOBA

CONSTRUCTION

A1.1


REVISION #: 00

JOB NO. 13-91-01-10

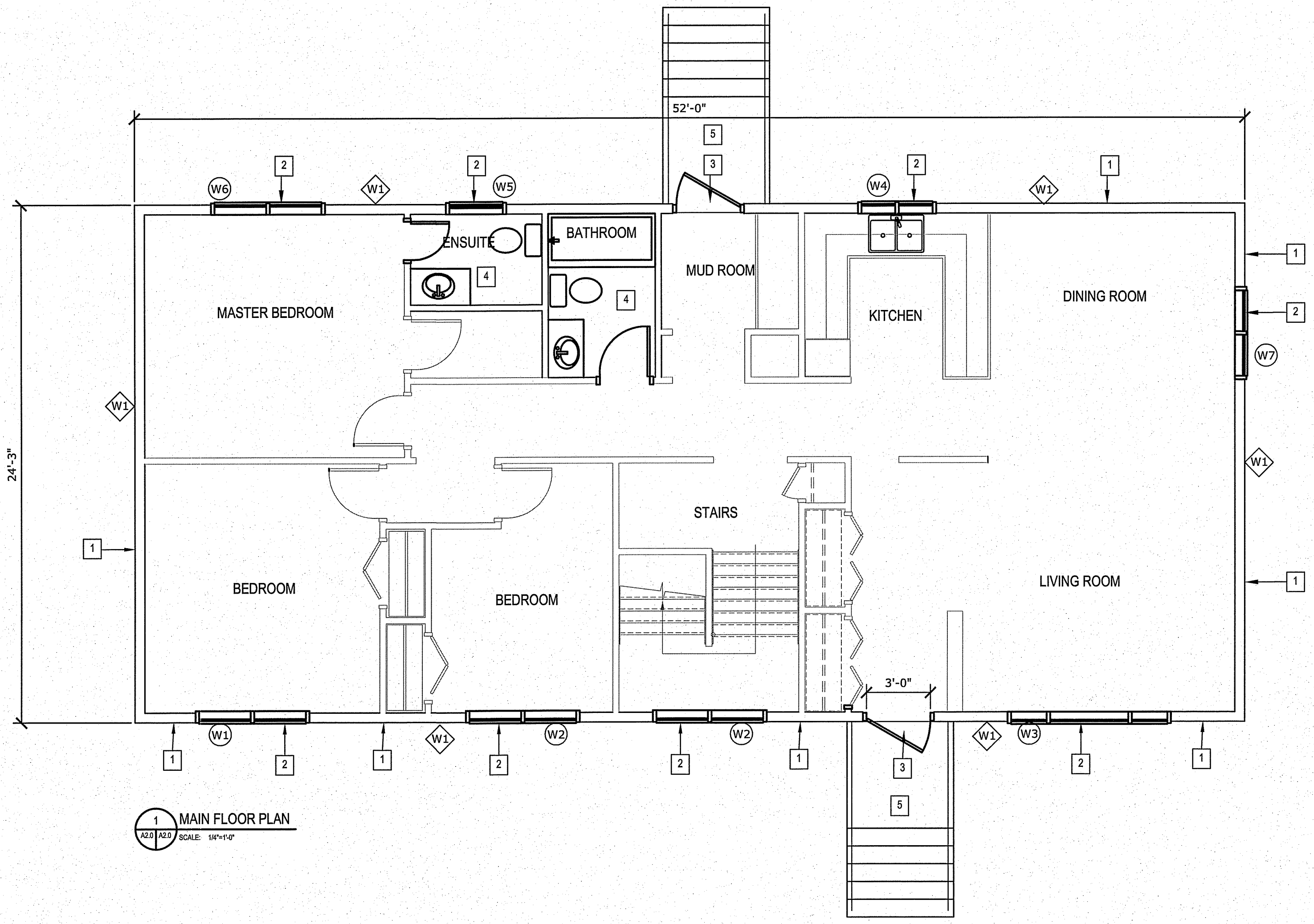
00 ISSUED FOR CONSTRUCTION 13 07 29 RS
 REV. # REVISION DATE (YY MM DD) REV. BY

THIS DRAWING MUST NOT BE SCALED.
 THE GENERAL CONTRACTOR SHALL VERIFY ALL DIMENSIONS, DATUMS AND LEVELS PRIOR TO COMMENCEMENT OF WORK AND IS HELD RESPONSIBLE FOR REPORTING ANY DISCREPANCY OR OMISSION TO CAN-TEC SERVICES LTD. IMMEDIATELY.
 THIS DRAWING IS THE EXCLUSIVE PROPERTY OF CAN-TEC SERVICES LTD. AND CAN BE REPRODUCED ONLY WITH THE PERMISSION OF CAN-TEC SERVICES LTD. IN WHICH CASE THE REPRODUCTION MUST BEAR THEIR NAME AS THE ENGINEERING/DRAFTING FIRM.

http://www.cantecservices.ca/
 ENGINEERING AND DRAFTING
 1948 MAIN STREET, WINNIPEG, MANITOBA Tel: (204) 945-7222 Fax: (204) 947-5717



SEALED BY:



1 MAIN FLOOR PLAN
 A2.0 SCALE: 1/4"=1'-0"

- DRAWING NOTES: #
1. INSTALL NEW EXTERIOR SIDING AND RIGID INSULATION SEE DETAIL
 2. INSTALL NEW WINDOW
 3. EXISTING DOORS
 4. INSTALL NEW FLOORING, WALLS FIXTURES AND LIGHTING IN WASHROOM
 5. EXCAVATE EXISTING CONCRETE STEPS AND LEVEL AND RE-INSTALL IN EXISTING LOCATIONS

- WALL TYPES
- EXTERIOR WALL:
- W1 NEW ENGINEERED WOOD SIDING
 - NEW TYPAR AIR BARRIER
 - NEW 7/16" OSB SHEATHING
 - NEW 2" RIGID INSULATION TYPE 4
 - NEW Z-GIRTS
 - EXISTING 3/8" SHEATHING
 - EXISTING BATT INSULATION
 - EXISTING 2X4 WALL STUDS
 - EXISTING DRYWALL

PROJECT: 185 CHURCHILL PLACE, GILLAM, MANITOBA

PROJECT TITLE: ENVELOPE AND BATHROOM RETROFIT

SHEET TITLE: MAIN FLOOR PLAN

DATE (YY MM DD): 13 07 13
 SCALE: AS SHOWN
 DRAWN BY: RS
 CHECKED BY: RS


LOCATION: 185 CHURCHILL PLACE, GILLAM MANITOBA

CONSTRUCTION
A2.0
 REVISION #: 00
 JOB NO. 13-91-01-10

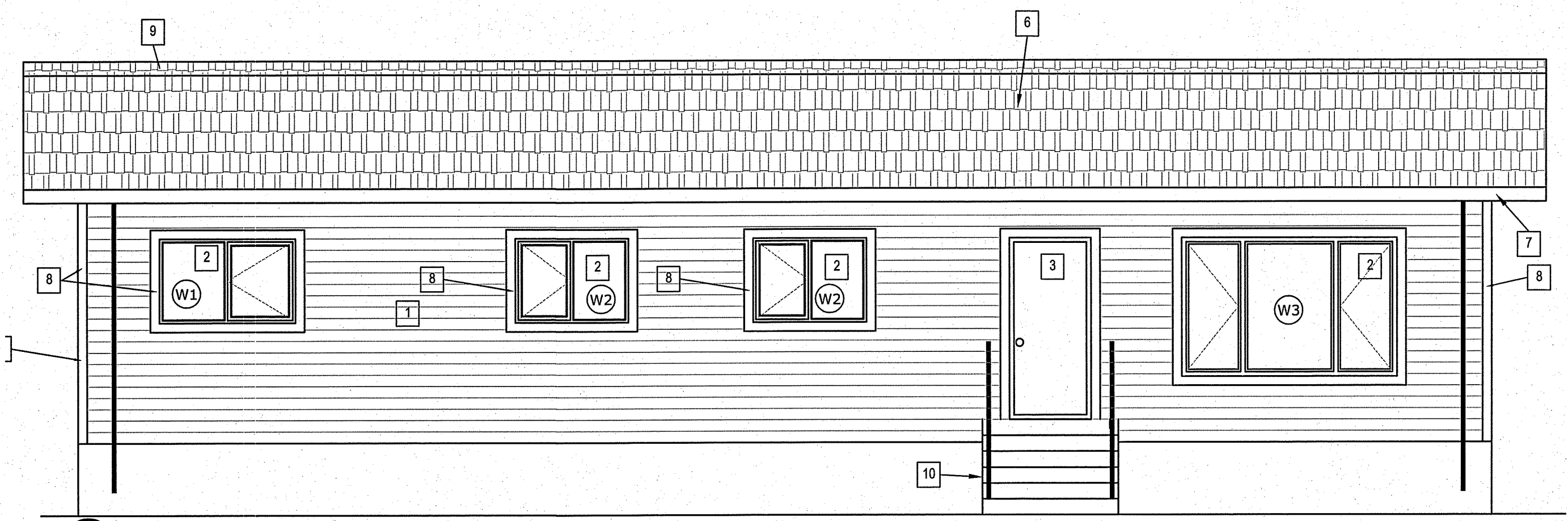
00	ISSUED FOR CONSTRUCTION	13 07 29	RS
REV. #	REVISION	DATE (YY MM DD)	REV. BY

THIS DRAWING MUST NOT BE SCALED.
 THE GENERAL CONTRACTOR SHALL VERIFY ALL DIMENSIONS, DATUMS AND LEVELS PRIOR TO COMMENCEMENT OF WORK AND IS HELD RESPONSIBLE FOR REPORTING ANY DISCREPANCY OR OMISSION TO CAN-TEC SERVICES LTD. IMMEDIATELY.
 THIS DRAWING IS THE EXCLUSIVE PROPERTY OF CAN-TEC SERVICES LTD. AND CAN BE REPRODUCED ONLY WITH THE PERMISSION OF CAN-TEC SERVICES LTD. IN WHICH CASE THE REPRODUCTION MUST BEAR THEIR NAME AS THE ENGINEERING/DRAFTING FIRM.

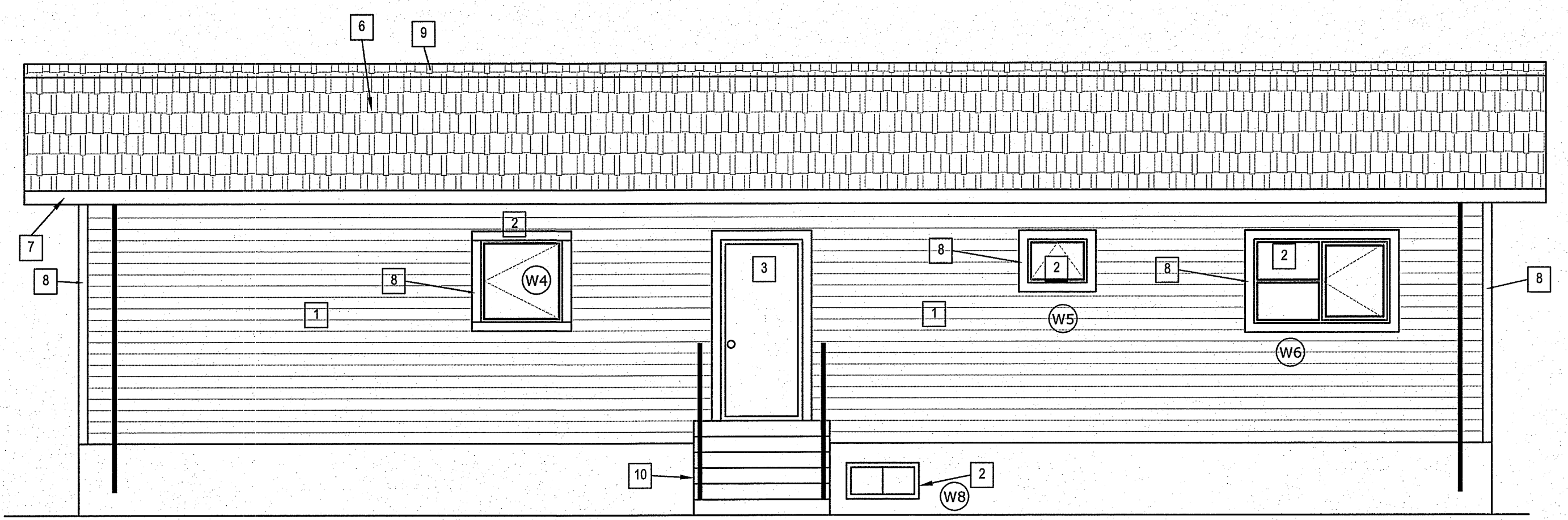
http://www.cantecservices.ca/
ENGINEERING AND DRAFTING
 1948 MAIN STREET, WINNIPEG, MANITOBA Tel: (204) 943-7222 Fax: (204) 947-5717



SEALED BY:



1 FRONT ELEVATION
 A3.0 A3.0 SCALE: 1/4"=1'-0"



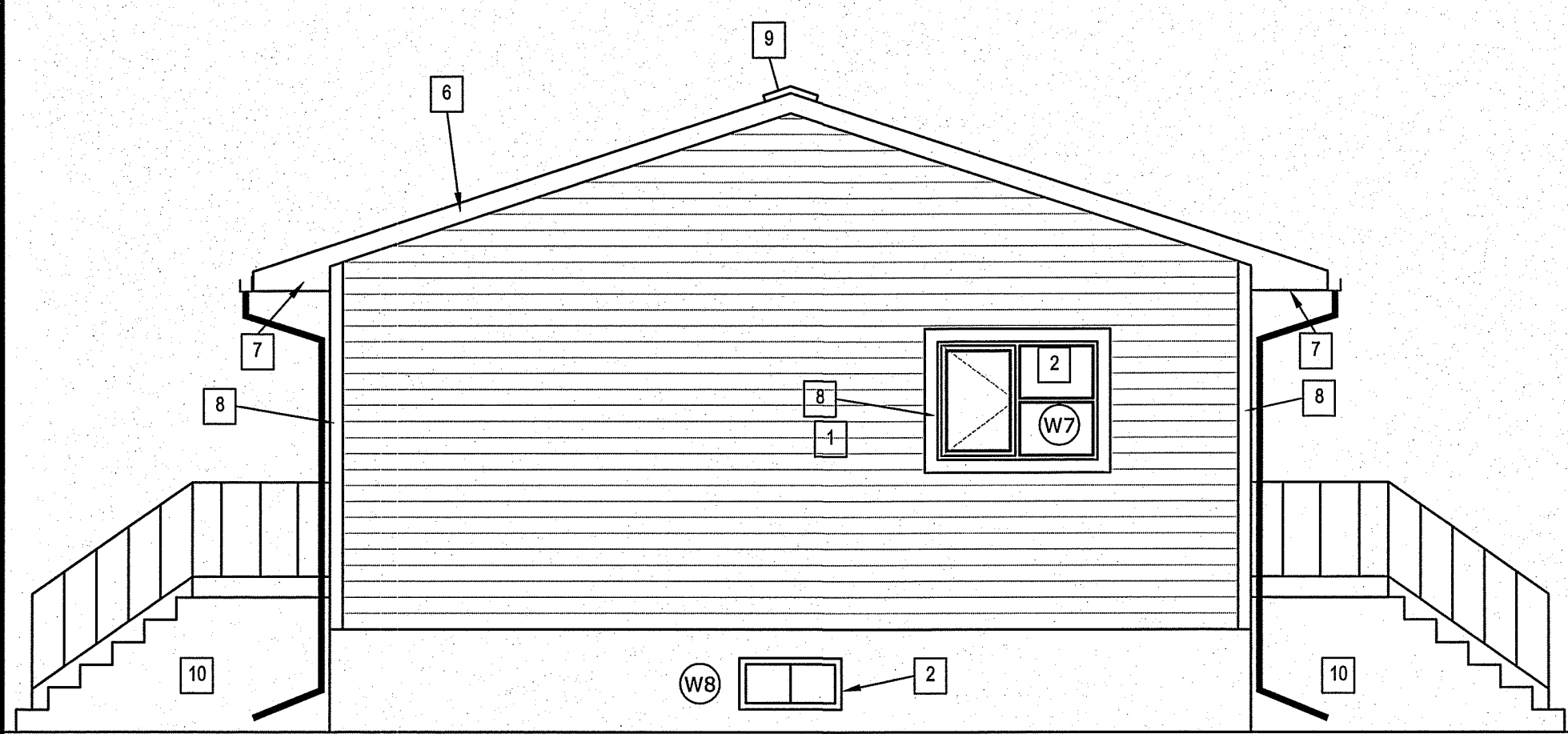
2 REAR ELEVATION
 A3.0 A3.0 SCALE: 1/4"=1'-0"

DRAWING NOTES: #

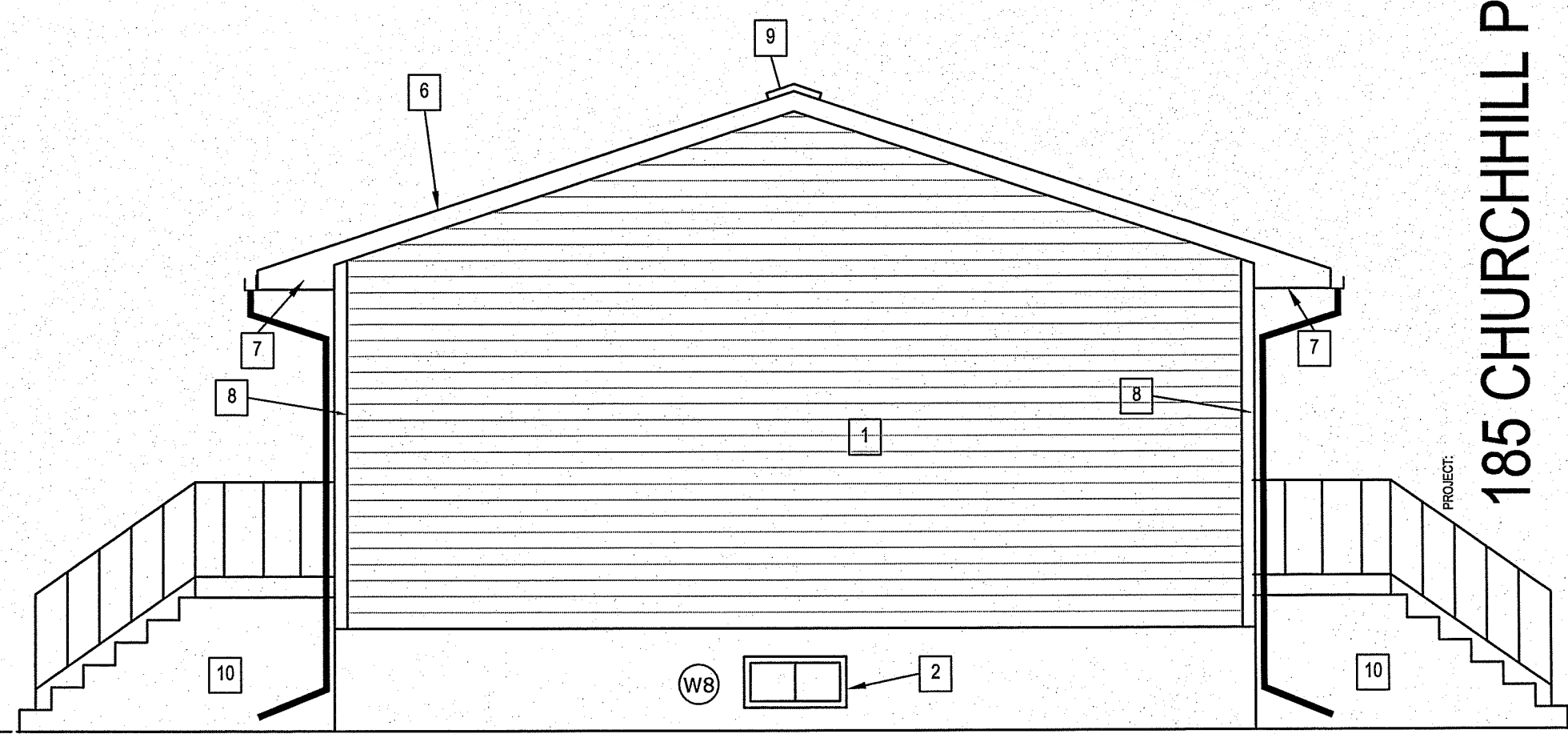
1. INSTALL NEW EXTERIOR SIDING AND INSULATION
2. INSTALL NEW WINDOWS
3. NOT USED
4. NOT USED
5. NOT USED
6. INSTALL NEW ROOF
7. INSTALL NEW EAVESTROUGH, DOWN SPOUTS, SOFIT AND FASCIA
8. 4" TRIM BOARD
9. NEW RIDGE VENT
10. EXISTING STAIRS TO BE PULLED OUT OF THE GROUND AND RE-INSTALLED LEVEL AT THE EDGE OF THE HOUSE. STAIRS ARE CURRENTLY LEANING TOWARD THE FRONT OF THE HOUSE.

GENERAL NOTE:

1. ALL EXTERIOR LIGHTS TO BE REMOVED AND REPLACED WITH NEW
2. EXTEND ALL O.S. SERVICES AS REQUIRED (HOSE BIBS, PLUGS, VENTS ETC.)



3 RIGHT ELEVATION
 A3.0 A3.0 SCALE: 1/4"=1'-0"



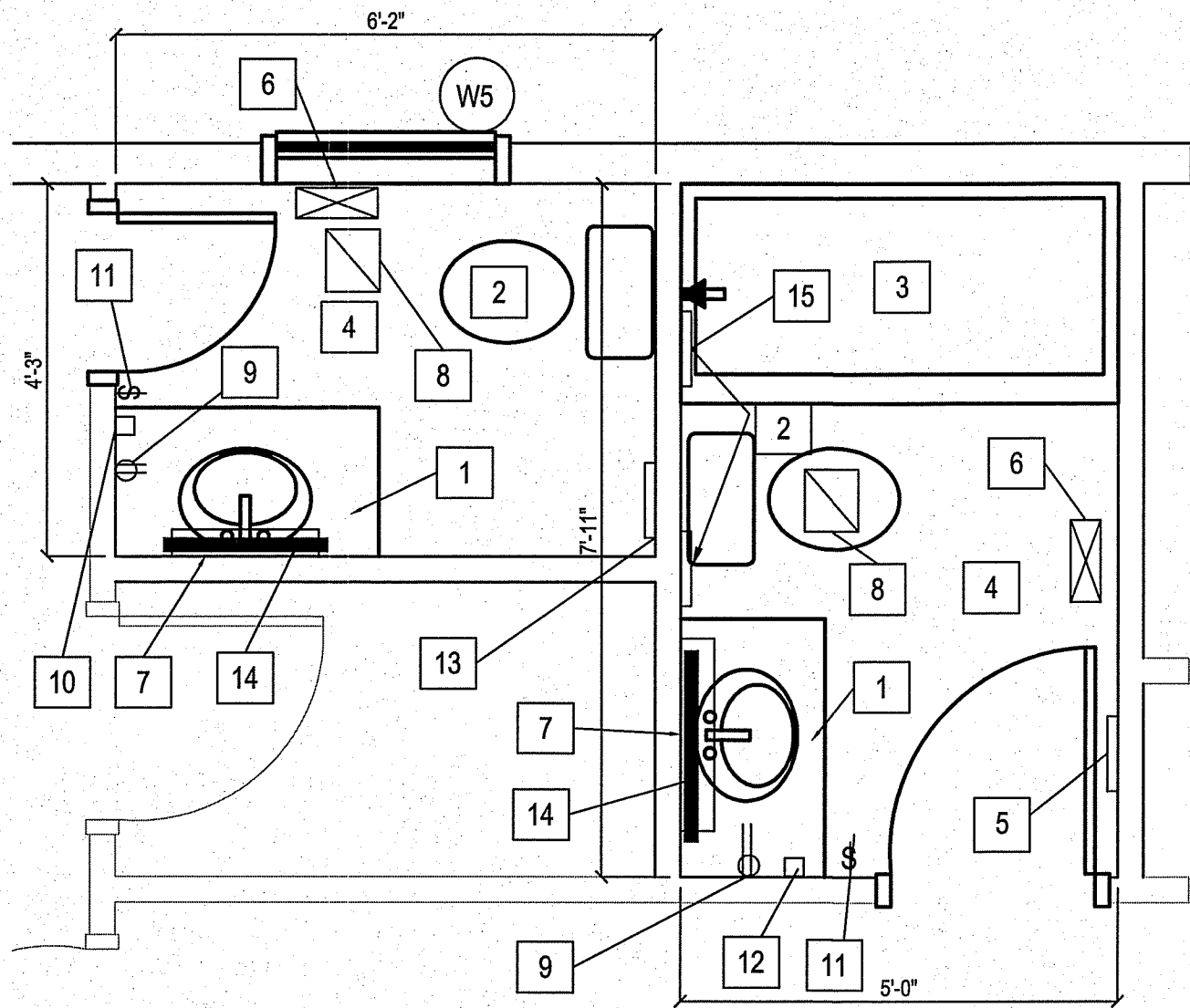
4 LEFT ELEVATION
 A3.0 A3.0 SCALE: 1/4"=1'-0"

185 CHURCHILL PLACE, GILLAM, MANITOBA
 PROJECT TITLE
ENVELOPE AND BATHROOM RETROFIT
 SHEET TITLE
ELEVATIONS
 DATE (YY MM DD)
 13 07 13
 SCALE
 AS SHOWN
 CHECKED BY
 RS
 DRAWN BY
 RS
 LOCATION
 185 CHURCHILL PLACE, GILLAM MANITOBA

CONSTRUCTION
A3.0

REVISION #: 00
 JOB NO. 13-91-01-10

00	ISSUED FOR CONSTRUCTION	13 07 29	RS
REV.#	REVISION	DATE (YY MM DD)	REV. BY



1 ENLARGED BATHROOM PLANS
 A4.0 A4.0 SCALE: 1/2"=1'-0"

DRAWING NOTES: #

1. EXISTING VANITY REMOVED AND RE-INSTALLED IN SAME POSITION
2. NEW TOILET
3. NEW TUB
4. NEW FLOORING AND BASEBOARDS
5. EXISTING HRV VENT TO REMAIN.
6. NEW FLOOR SUPPLY VENT
7. NEW MEDICINE CABINET
8. REMOVE EXISTING EXHAUST FAN AND REPAIR VAPOR BARRIER
9. INSTALL NEW GFI PLUG IN SAME POSITION AS EXISTING.
10. ADD EXTRA HRV CONTROLLER TO BATHROOM
11. REMOVE FAN SWITCH AND REPLACE LIGHT SWITCH WITH SINGE SWITCH
12. EXISTING HRV CONTROL TO REMAIN
13. EXISTING HRV EXHAUST
14. NEW LIGHT
15. MOVE HRV EXHAUST FROM ABOVE TUB TO NEW LOCATION ON WALL

BATHROOM NOTES

1. INSTALL NEW DRYWALL ON ALL WALLS AND CEILING
2. INSTALL NEW LIGHT FIXTURES
3. INSTALL NEW WINDOW DOOR AND BASE TRIM
4. ONLY ONE BATHROOM TO BE RENOVATED AT ONE TIME. HOUSE MUST HAVE ONE BATHROOM OPERATIONAL THROUGHOUT THE RENOVATION.

SPECIFICATION:

TOILET: AMERICAN STANDARD CADET 3 RIGHT HEIGHT ELONGATED TOILET MODEL 2386 012 C/W CHAMPION SLOW CLOSE SEAT EL# 5325 010, C/W WHEEL STOPS AND ESCUTCHEON PLATES

BATHTUB: FIAT MODEL MTS6300M-3, 3 PIECE ACRYLIC BATHTUB C/W DELTA MODEL T13420-CDN SHOWER TRIM WITH R1000 VALVE BODY. INSTALL AS PER MANUFACTURERS INSTRUCTIONS

HRV CONTROLLER: (EXISTING HRV UNITS ARE VENMAR SOLO 1.5) CONTROLLER TO BE - VENMAR MODEL 03364 AND ADDED TO EXISTING HRV CONTROLS.


LIGHT: VANITY LIGHT RUSSELL MODEL 716-704.BCH WALL MOUNT FIXTURE C/W 4-100W LIGHTS MEDIUM BASE

MEDICINE CABINET: ESTATE TRI-VIEW MEDICINE CABINET WITH ADJUSTABLE SHELVES, AND BEVELED EDGE MIRRORS, 30 1/4" WIDE X 29 3/8" HIGH

VENT: IMPERIAL WHITE METAL SIZE TO MATCH EXISTING

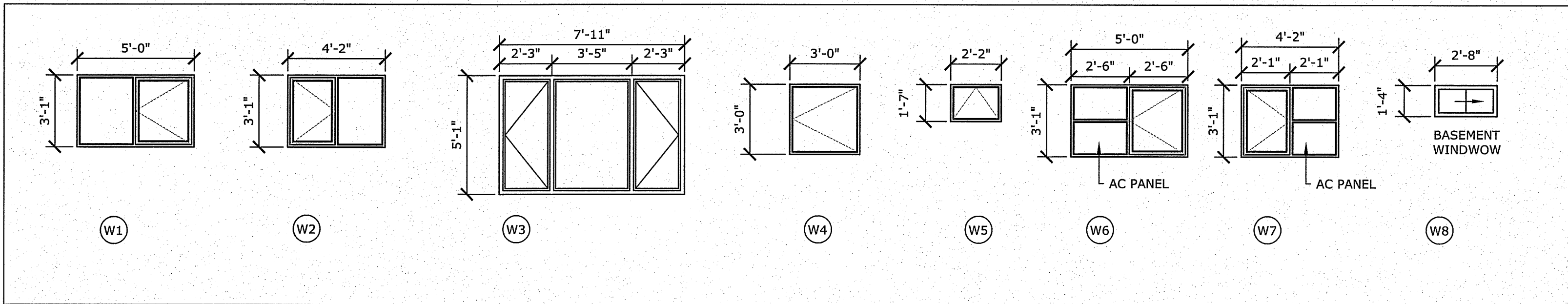
FLOORING - SPECIFIED IN BOOK SPECIFICATION

THIS DRAWING MUST NOT BE SCALED.
 THE GENERAL CONTRACTOR SHALL VERIFY ALL DIMENSIONS, DATUMS AND LEVELS PRIOR TO COMMENCEMENT OF WORK AND IS HELD RESPONSIBLE FOR REPORTING ANY DISCREPANCY OR OMISSION TO CAN-TEC SERVICES LTD. IMMEDIATELY.
 THIS DRAWING IS THE EXCLUSIVE PROPERTY OF CAN-TEC SERVICES LTD. AND CAN BE REPRODUCED ONLY WITH THE PERMISSION OF CAN-TEC SERVICES LTD. IN WHICH CASE THE REPRODUCTION MUST BEAR THEIR NAME AS THE ENGINEERING/DRAFTING FIRM.



SEALED BY:

ENGINEERING AND DRAFTING
 1848 MAIN STREET, WINNIPEG, MANITOBA
 Tel: (204) 943-7222 Fax: (204) 947-5717
 http://www.cantecservices.ca/



SPECIFICATIONS PLUMBING:

1. MECHANICAL CONTRACTOR IS RESPONSIBLE FOR PROVIDING A COMPLETE WORKING INSTALLATION AS SHOWN ON THE DRAWINGS AND THE SPECIFICATIONS. MECHANICAL CONTRACTOR WILL PROVIDE ONE YEAR WARRANTY ON ALL LABOUR AND EQUIPMENT UPON FINAL ACCEPTANCE BY OWNER AND ENGINEER.
2. THE LOCATION, ROUTING AND ELEVATION OF ALL NEW AND EXISTING SERVICES AND UTILITIES AS SHOWN ON THE DRAWINGS ARE TO BE CONSIDERED AS APPROXIMATIONS ONLY. VERIFY EXACT LOCATIONS, ROUTINGS, AND ELEVATIONS OF ALL SERVICES PRIOR TO COMMENCING WORK AND ASSUME RESPONSIBILITY FOR LAYING OUT ALL WORK. THE CONTRACTOR SHALL RETAIN RESPONSIBILITY FOR ANY DAMAGE TO EXISTING SERVICES AND UTILITIES.
3. ALL CUTTING, PATCHING AND RELATED CONSTRUCTION WORK IS TO BE PERFORMED BY GENERAL CONTRACTOR UPON INSTRUCTION FROM MECHANICAL CONTRACTOR.
4. ALL PLUMBING WORK TO BE PERFORMED IN ACCORDANCE WITH THE LATEST EDITION OF THE NATIONAL PLUMBING CODE.
5. PERMITS: CONTRACTOR IS RESPONSIBLE FOR GIVING ALL NECESSARY NOTICES, OBTAINING ALL NECESSARY PERMITS AND PAYING ALL APPLICABLE FEES.

PIPE:

1. ALL WATER PIPING ABOVEGROUND INSIDE BUILDING SHALL BE NEW TYPE "L" COPPER WITH LEAD FREE SOLDERED FITTINGS. AQUA-RISE PLEX AND WATTS PIPING MATERIAL ACCEPTABLE WHEREVER APPROVED BY CODE.
2. SOIL AND VENT PIPING ABOVEGROUND INSIDE BUILDING SHALL BE: DWV COPPER WITH SOLDERED FITTINGS, CAST IRON WITH MJ FITTINGS, ABS, DWV DRAIN PIPING AND FITTINGS WITH SOLVENT CEMENT.
3. SOIL AND VENT PIPING BELOWGROUND INSIDE BUILDING SHALL BE CAST IRON CLASS 4000 WITH MJ FITTINGS, ABS OR PVC PLASTIC WITH SOLVENT CEMENT. PLASTIC PIPE ONLY WHERE ALLOWED BY PLUMBING CODE.

PROJECT: 185 CHURCHHILL PLACE, GILLAM, MANITOBA

PROJECT TITLE: ENVELOPE AND BATHROOM RETROFIT
 SHEET TITLE: BATHROOM AND WINDOW SCHEDULE

DATE (Y/M/DD): 13 07 13
 SCALE: AS SHOWN
 DRAWN BY: RS
 CHECKED BY: RS

LOCATION: 185 CHURCHHILL PLACE, GILLAM MANITOBA

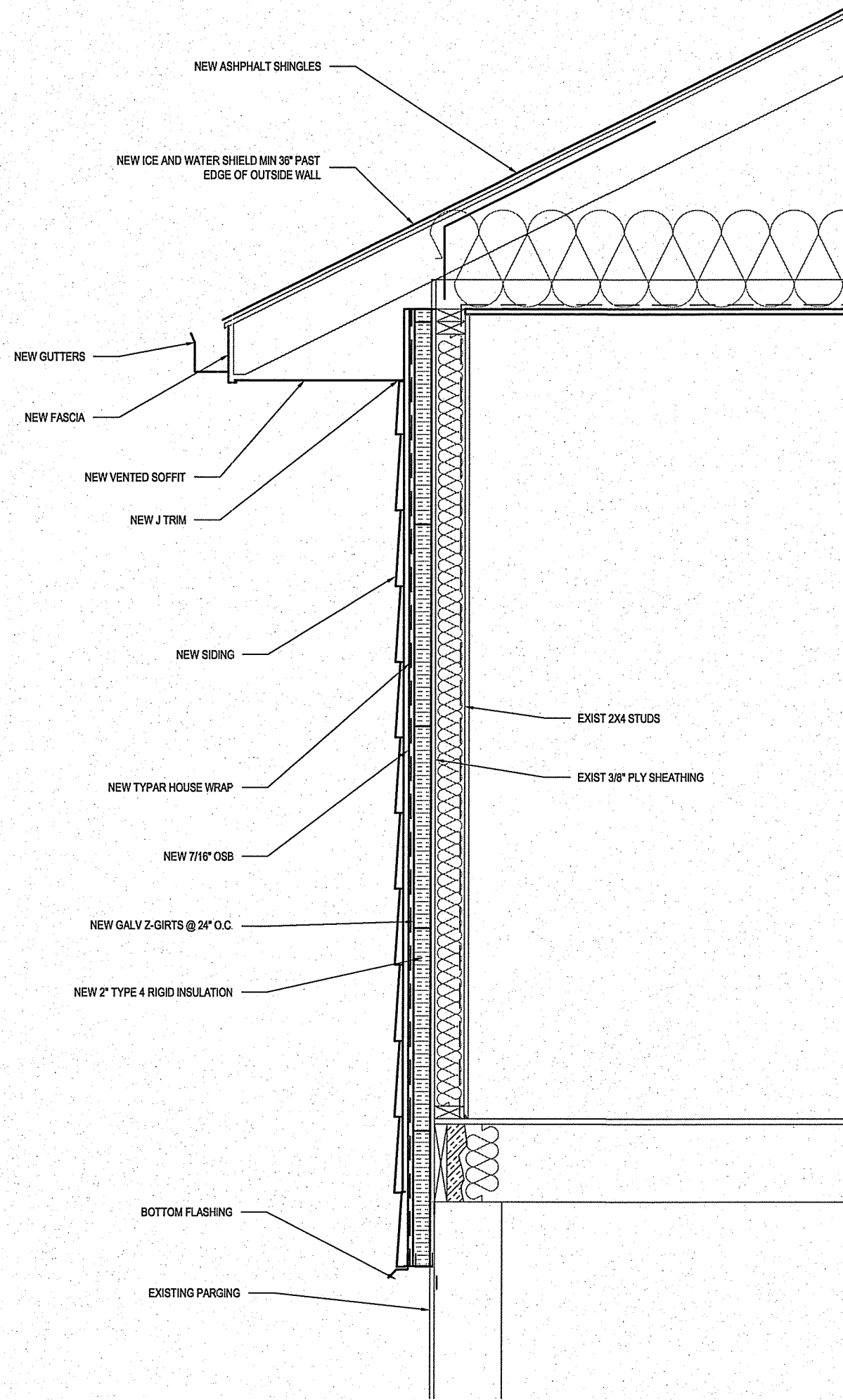
CONSTRUCTION

A4.0

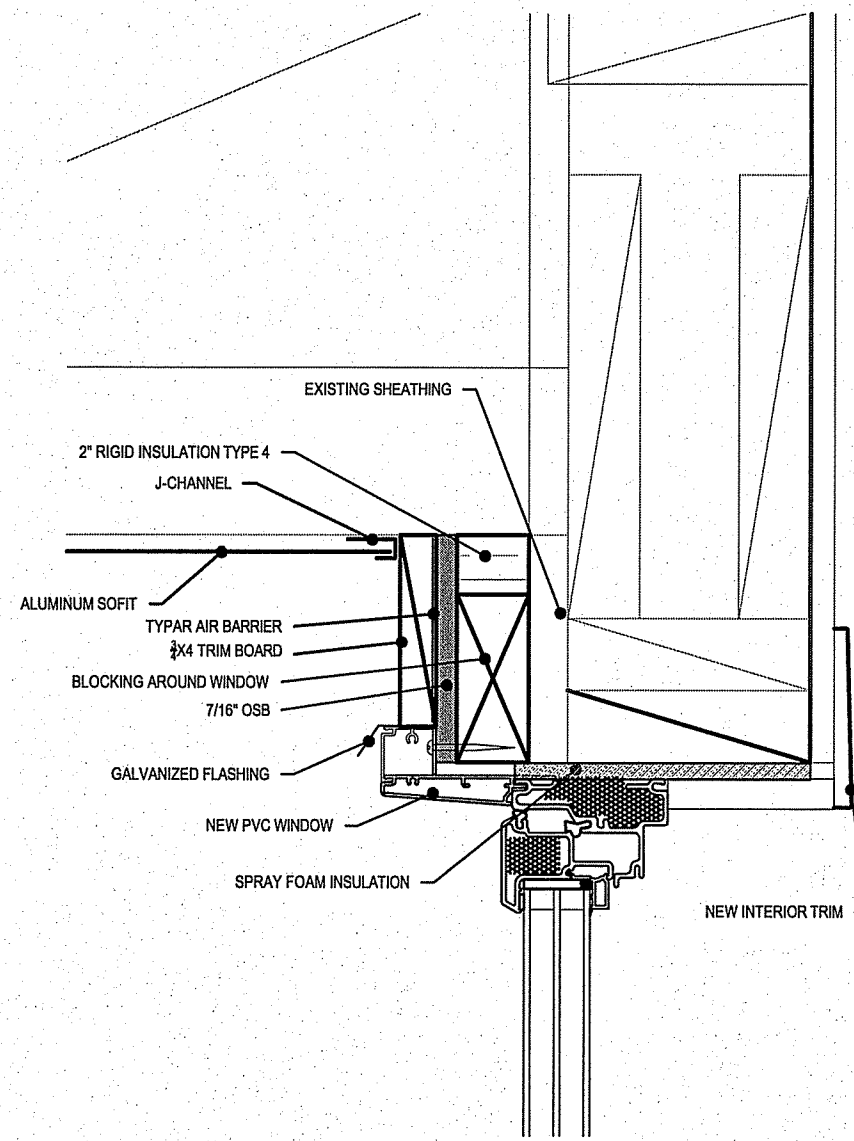
REVISION #: 00
 JOB NO.

13-91-01-10

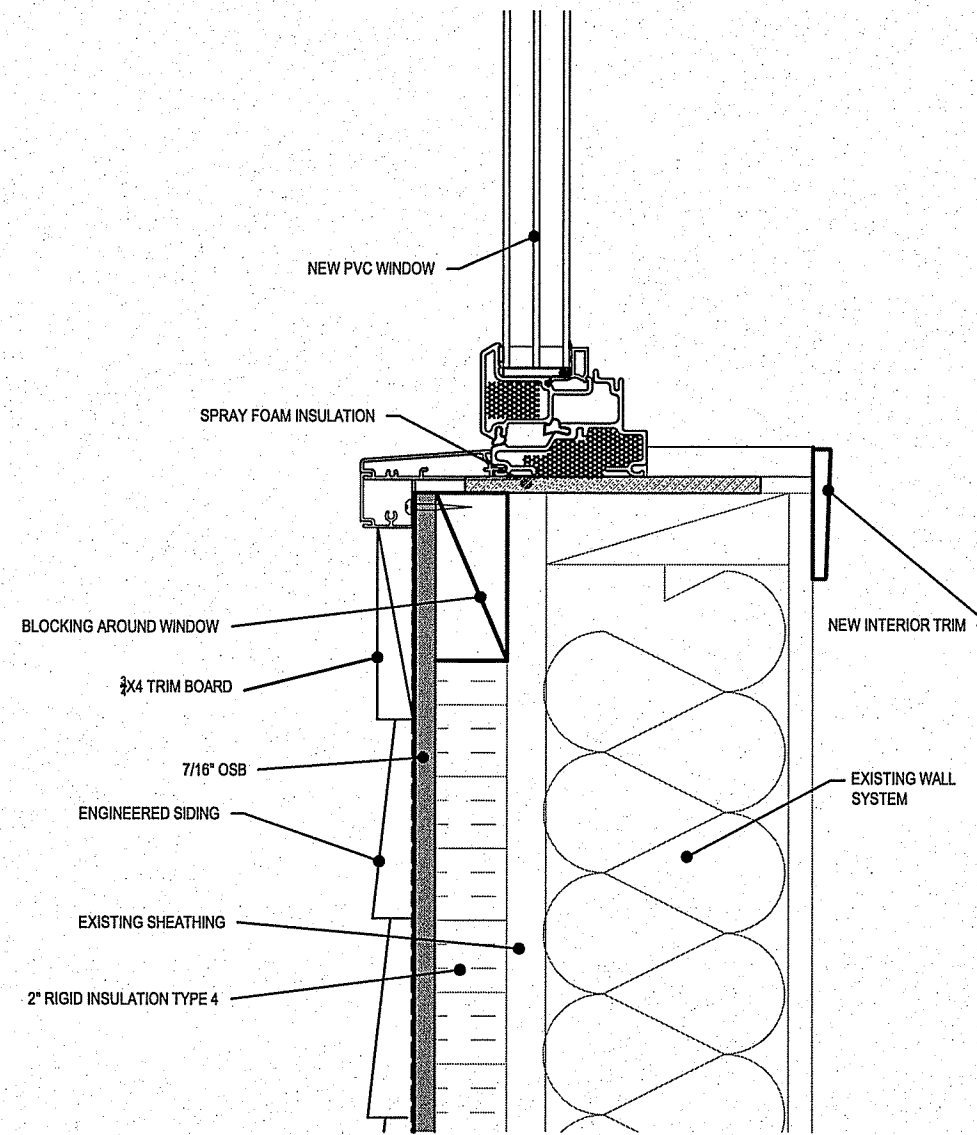
00 ISSUED FOR CONSTRUCTION 13 07 29 RS
 REV. # DATE (Y/M/DD) REV. BY



1 WALL SECTION
SCALE: 3/4"=1'-0"




2 WINDOW HEAD SECTION
SCALE: 3/4"=1'-0"



3 WINDOW SILL SECTION
SCALE: 3/4"=1'-0"

THIS DRAWING MUST NOT BE SCALED.
THE GENERAL CONTRACTOR SHALL VERIFY ALL DIMENSIONS, DATUMS AND LEVELS PRIOR TO COMMENCEMENT OF WORK AND IS HELD RESPONSIBLE FOR REPORTING ANY DISCREPANCY OR OMISSION TO CAN-TEC SERVICES LTD. IMMEDIATELY.
THIS DRAWING IS THE EXCLUSIVE PROPERTY OF CAN-TEC SERVICES LTD. AND CAN BE REPRODUCED ONLY WITH THE PERMISSION OF CAN-TEC SERVICES LTD. IN WHICH CASE THE REPRODUCTION MUST BEAR THEIR NAME AS THE ENGINEERING/DRAFTING FIRM.



SEALED BY:

ENGINEERING AND DRAFTING
1948 MAIN STREET, WINNIPEG, MANITOBA Tel: (204) 943-7222 Fax: (204) 947-5717
<http://www.can-tec-services.ca/>

PROJECT: 185 CHURCHILL PLACE, GILLAM, MANITOBA

PROJECT TITLE: ENVELOPE AND BATHROOM RETROFIT

SHEET TITLE: DETAILS

DATE (YY MM DD): 13 07 13
SCALE: AS SHOWN
DRAWN BY: RS
CHECKED BY: RS

LOCATION: 185 CHURCHILL PLACE, GILLAM MANITOBA

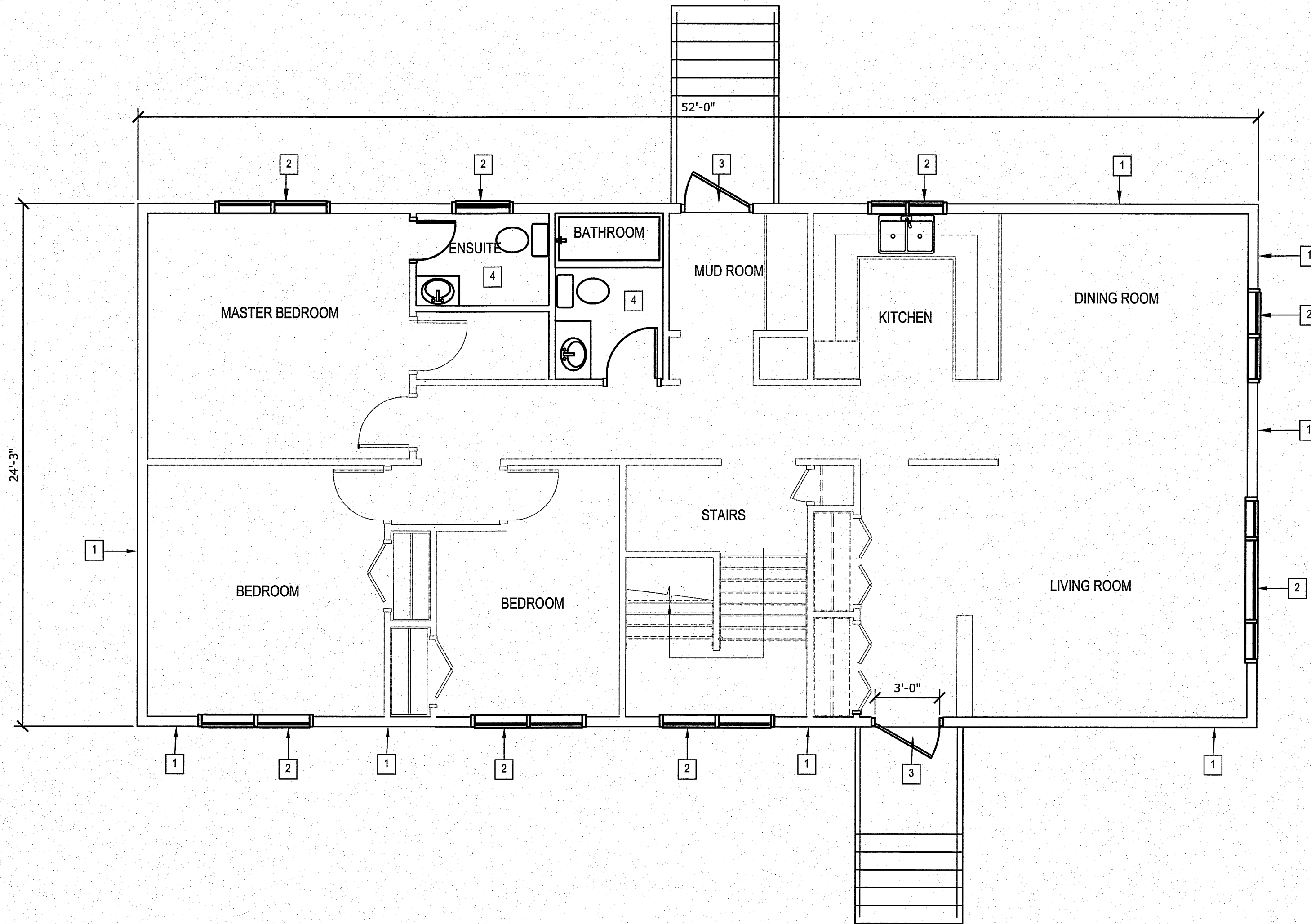
CONSTRUCTION

A4.1

REVISION #: 00
JOB NO.

#	ISSUED FOR CONSTRUCTION	13 07 29	RS
REV. #	REVISION	DATE (YY MM DD)	REV. BY

13-91-01-10

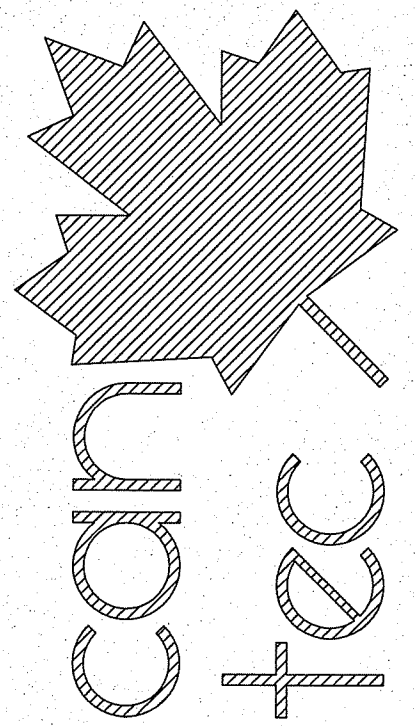


1 MAIN FLOOR PLAN - DEMOLITION
 A1.0 A1.0 SCALE: 1/4"=1'-0"

- DRAWING NOTES: #
1. REMOVE EXTERIOR SIDING AND BUILDING PAPER
 2. REMOVE EXISTING WINDOWS AND INTERIOR CASINGS.
 3. REMOVE EXISTING DOORS
 4. REMOVE EXISTING FIXTURES, FLOORING AND WALL PANELS IN BATHROOM - EXISTING VANITY, SINK AND TAPS TO REMAIN (VANITY TO BE REMOVED, STORED AND RE-INSTALLED ONCE BATHROOM IS COMPLETE)

NOTE:
 ONLY ONE BATHROOM TO BE DEMOLISHED AT ONE AT A TIME

THIS DRAWING MUST NOT BE SCALED.
 THE GENERAL CONTRACTOR SHALL VERIFY ALL DIMENSIONS, DATUMS AND LEVELS PRIOR TO COMMENCEMENT OF WORK AND IS HELD RESPONSIBLE FOR REPORTING ANY DISCREPANCY OR OMISSION TO CAN-TEC SERVICES LTD. IMMEDIATELY.
 THIS DRAWING IS THE EXCLUSIVE PROPERTY OF CAN-TEC SERVICES LTD. AND CAN BE REPRODUCED ONLY WITH THE PERMISSION OF CAN-TEC SERVICES LTD. IN WHICH CASE THE REPRODUCTION MUST BEAR THEIR NAME AS THE ENGINEERING/DRAFTING FIRM.



ENGINEERING AND DRAFTING
 1848 MAIN STREET, WINNIPEG, MANITOBA
 Tel: (204) 943-7222 Fax: (204) 947-5717
<http://www.cantecservices.ca/>

SEALED BY:

PROJECT: 189 CHURCHILL PLACE, GILLAM, MANITOBA

PROJECT TITLE: ENVELOPE AND BATHROOM RETROFIT
 SHEET TITLE: MAIN FLOOR PLAN - DEMOLITION

DATE (YY MM DD): 13 07 13
 SCALE: AS SHOWN
 DRAWN BY: RS
 CHECKED BY: RS


LOCATION: 189 CHURCHILL PLACE, GILLAM MANITOBA

CONSTRUCTION
A1.0
 REVISION #: 00
 JOB NO.: 13-91-01-10

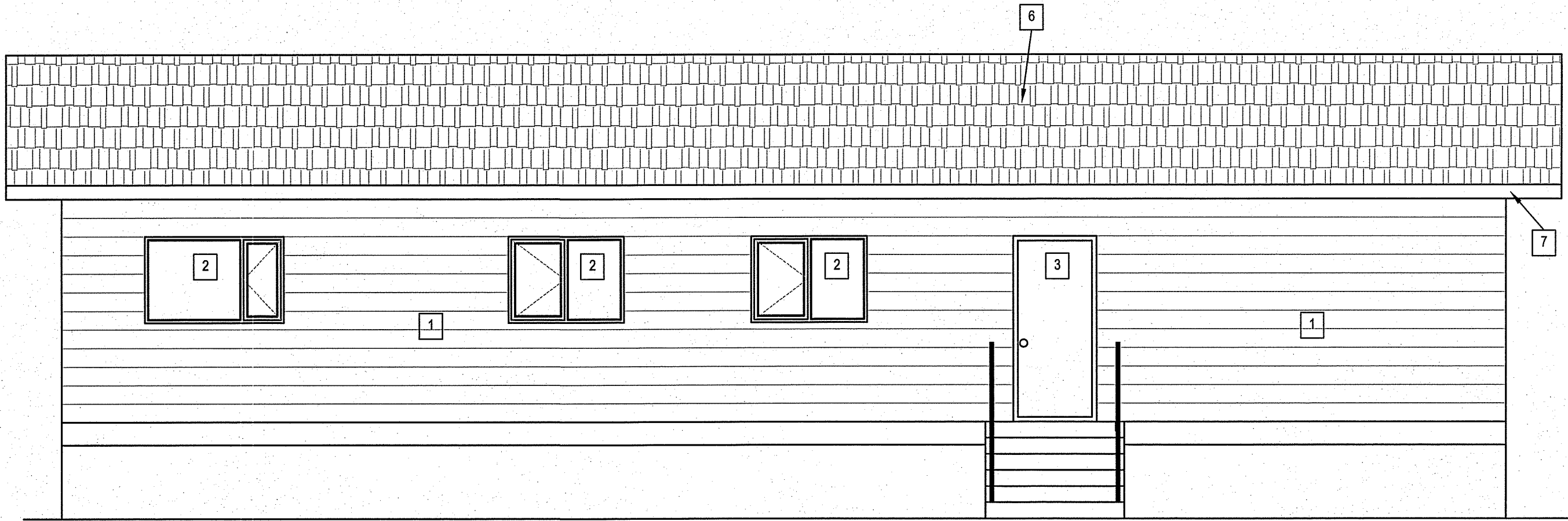
00	ISSUED FOR CONSTRUCTION	13 07 29	RS
REV. #	REVISION	DATE (YY MM DD)	REV. BY

THIS DRAWING MUST NOT BE SCALED.
 THE GENERAL CONTRACTOR SHALL VERIFY ALL DIMENSIONS, DATUMS AND LEVELS PRIOR TO COMMENCEMENT OF WORK AND IS HELD RESPONSIBLE FOR REPORTING ANY DISCREPANCY OR OMISSION TO CAN-TEC SERVICES LTD. IMMEDIATELY.
 THIS DRAWING IS THE EXCLUSIVE PROPERTY OF CAN-TEC SERVICES LTD. AND CAN BE REPRODUCED ONLY WITH THE PERMISSION OF CAN-TEC SERVICES LTD. IN WHICH CASE THE REPRODUCTION MUST BEAR THEIR NAME AS THE ENGINEERING/DRAFTING FIRM.

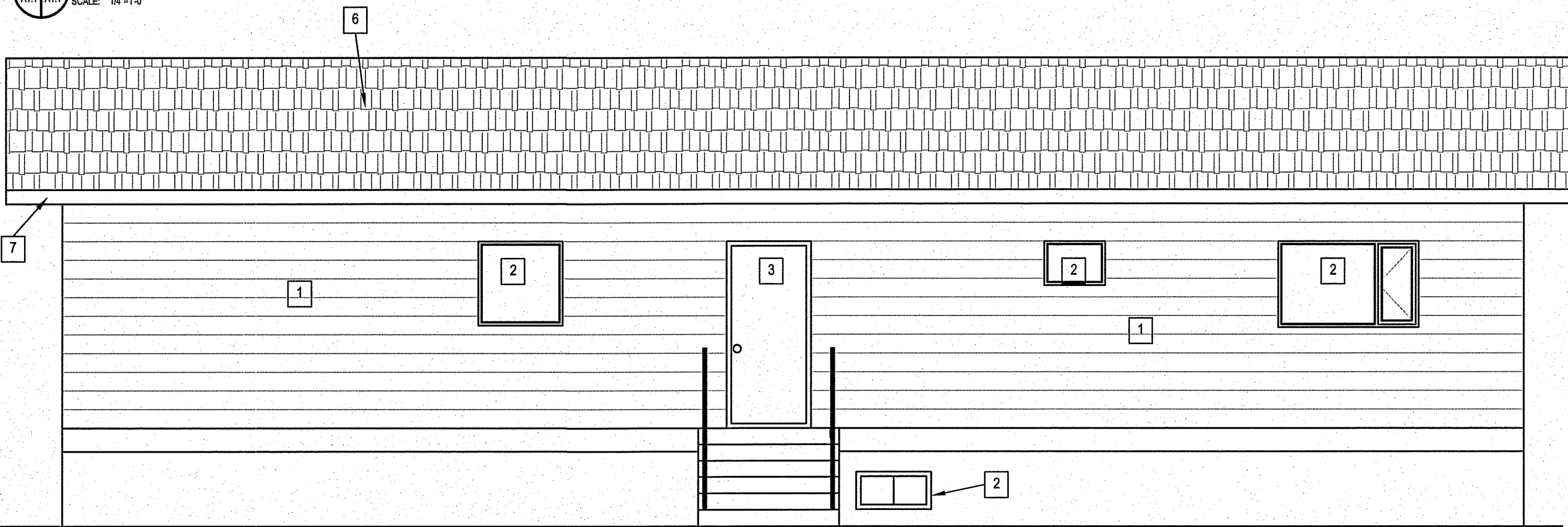
ENGINEERING AND DRAFTING
 1948 MAIN STREET, WINNIPEG, MANITOBA
 Tel: (204) 943-7222 Fax: (204) 947-5717
<http://www.cantecservices.ca/>



SEALED BY:



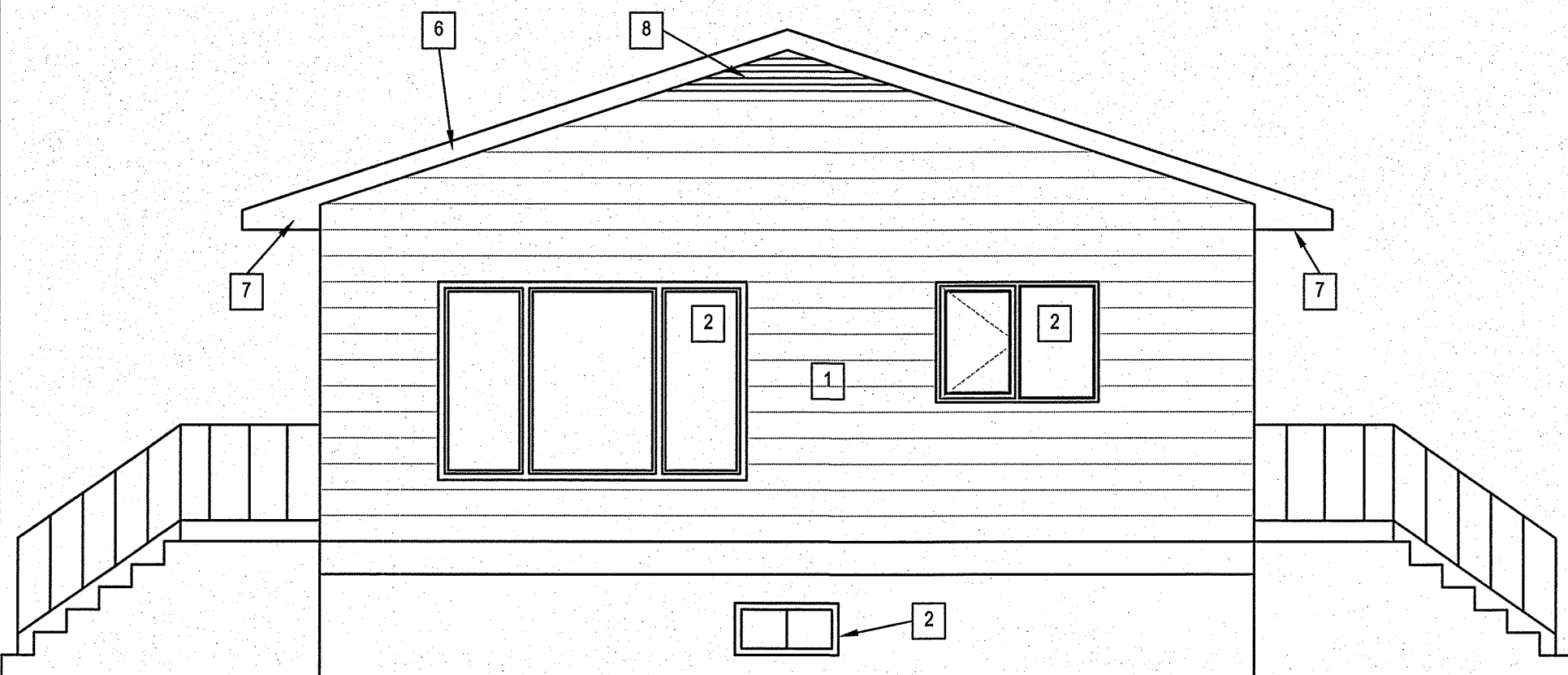
1 LEFT ELEVATION
 A1.1 A1.1 SCALE: 1/4"=1'-0"



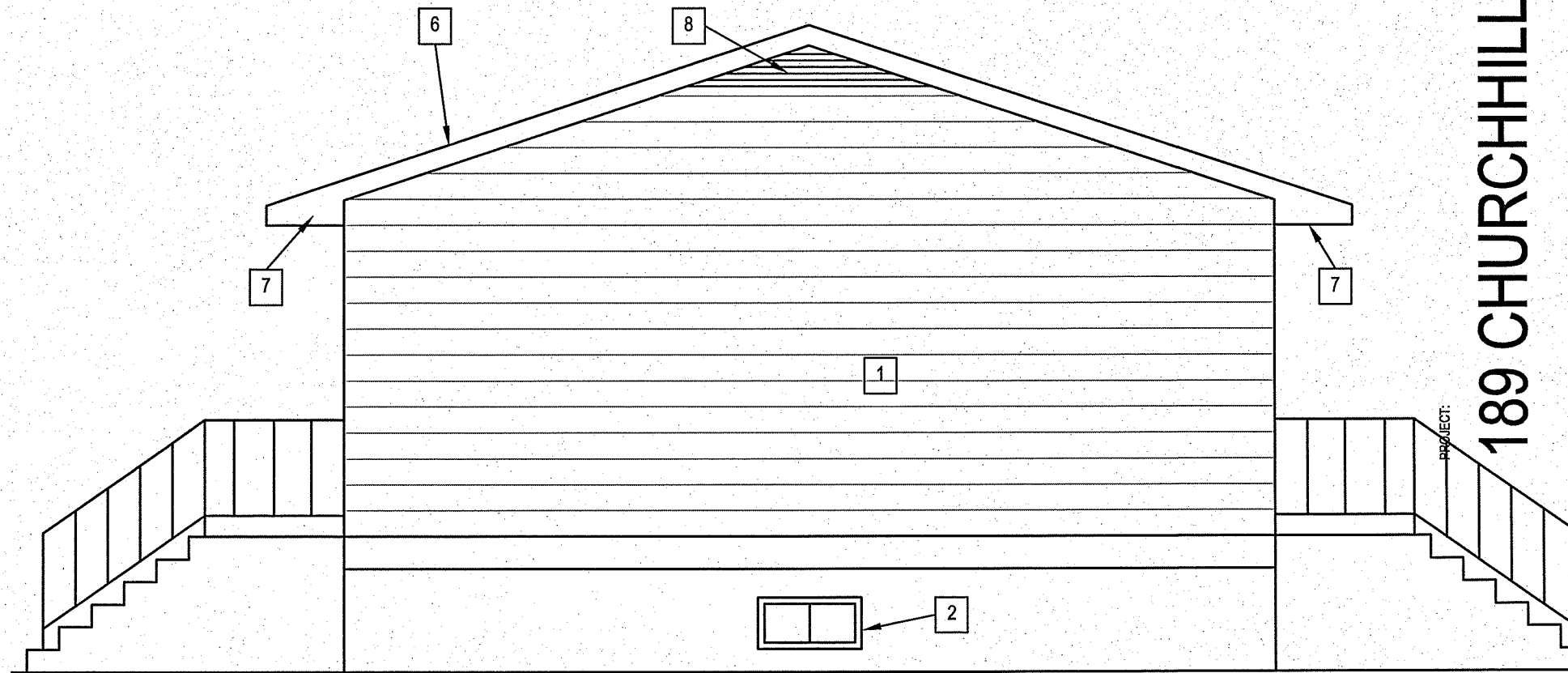
2 RIGHT ELEVATION
 A1.1 A1.1 SCALE: 1/4"=1'-0"

DRAWING NOTES: #

1. REMOVE EXTERIOR SIDING AND BUILDING PAPER
2. REMOVE EXISTING WINDOWS AND INTERIOR CASINGS.
3. EXISTING DOORS TO REMAIN
4. NOT USED
5. NOT USED
6. REMOVE EXISTING ROOF
7. REMOVE EXISTING EAVESTROUGH, DOWN SPOUTS, SOFFIT AND FASCIA
8. REMOVE EXISTING END GABLE VENT



3 FRONT ELEVATION
 A1.1 A1.1 SCALE: 1/4"=1'-0"



4 REAR ELEVATION
 A1.1 A1.1 SCALE: 1/4"=1'-0"

189 CHURCHILL PLACE, GILLAM, MANITOBA

PROJECT TITLE
ENVELOPE AND BATHROOM RETROFIT
 SHEET TITLE
ELEVATIONS - DEMOLITION

DATE (YY MM DD) 13 07 13
 SCALE AS SHOWN
 DRAWN BY RS
 CHECKED BY RS

LOCATION
 189 CHURCHILL PLACE, GILLAM MANITOBA

CONSTRUCTION

A1.1

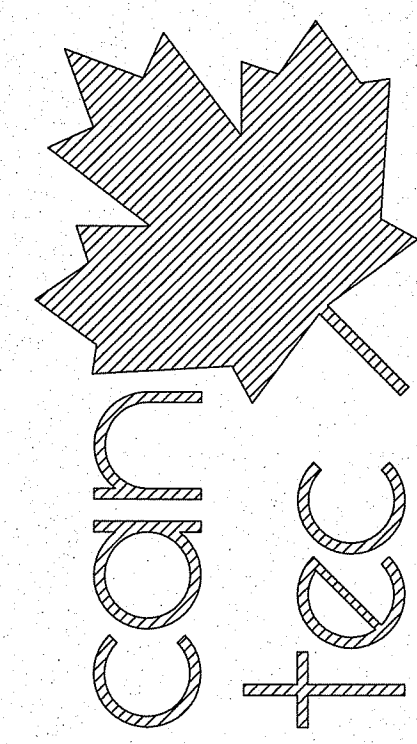
REVISION #: 00

JOB NO. 13-91-01-10

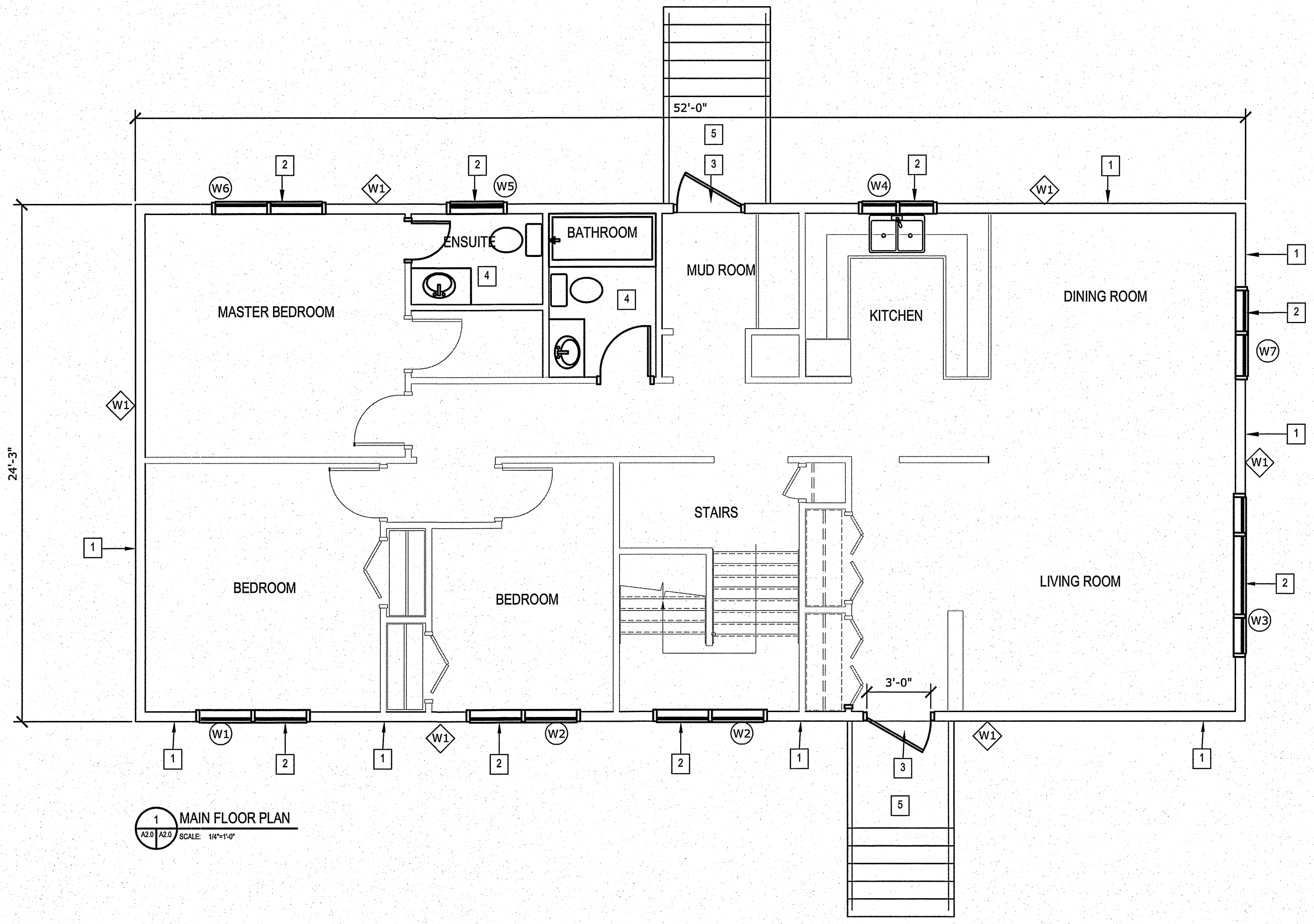
00 ISSUED FOR CONSTRUCTION 13 07 29 RS
 REV.# REVISION DATE (YY MM DD) REV. BY

THIS DRAWING MUST NOT BE SCALED.
 THE GENERAL CONTRACTOR SHALL VERIFY ALL DIMENSIONS, DATUMS AND LEVELS PRIOR TO COMMENCEMENT OF WORK AND IS HELD RESPONSIBLE FOR REPORTING ANY DISCREPANCY OR OMISSION TO CAN-TEC SERVICES LTD. IMMEDIATELY.
 THIS DRAWING IS THE EXCLUSIVE PROPERTY OF CAN-TEC SERVICES LTD. AND CAN BE REPRODUCED ONLY WITH THE PERMISSION OF CAN-TEC SERVICES LTD. IN WHICH CASE THE REPRODUCTION MUST BEAR THEIR NAME AS THE ENGINEERING/DRAFTING FIRM.

ENGINEERING AND DRAFTING
 1948 MAIN STREET, WINNIPEG, MANITOBA Tel: (204) 943-7222 Fax: (204) 947-5717
<http://www.cantecservices.ca/>



SEALED BY:



1 MAIN FLOOR PLAN
 A2.0 A2.0 SCALE: 1/4"=1'-0"

- DRAWING NOTES: #
1. INSTALL NEW EXTERIOR SIDING AND RIGID INSULATION SEE DETAIL
 2. INSTALL NEW WINDOW
 3. EXISTING DOORS
 4. INSTALL NEW FLOORING, WALLS FIXTURES AND LIGHTING IN WASHROOM
 5. EXCAVATE EXISTING CONCRETE STEPS AND LEVEL AND RE-INSTALL IN EXISTING LOCATIONS

- WALL TYPES
- EXTERIOR WALL:
- W1 NEW ENGINEERED WOOD SIDING
 - NEW TYPAR AIR BARRIER
 - NEW 7/16" OSB SHEATHING
 - NEW 2" RIGID INSULATION TYPE 4
 - NEW Z-GIRTS
 - EXISTING 3/8" SHEATHING
 - EXISTING BATT INSULATION
 - EXISTING 2X4 WALL STUDS
 - EXISTING DRYWALL

PROJECT: 189 CHURCHILL PLACE, GILLAM, MANITOBA

PROJECT TITLE: ENVELOPE AND BATHROOM RETROFIT

SHEET TITLE: MAIN FLOOR PLAN

DATE (YY MM DD): 13 07 13
 SCALE: AS SHOWN
 DRAWN BY: RS
 CHECKED BY: RS

LOCATION: 189 CHURCHILL PLACE, GILLAM MANITOBA

CONSTRUCTION

A2.0

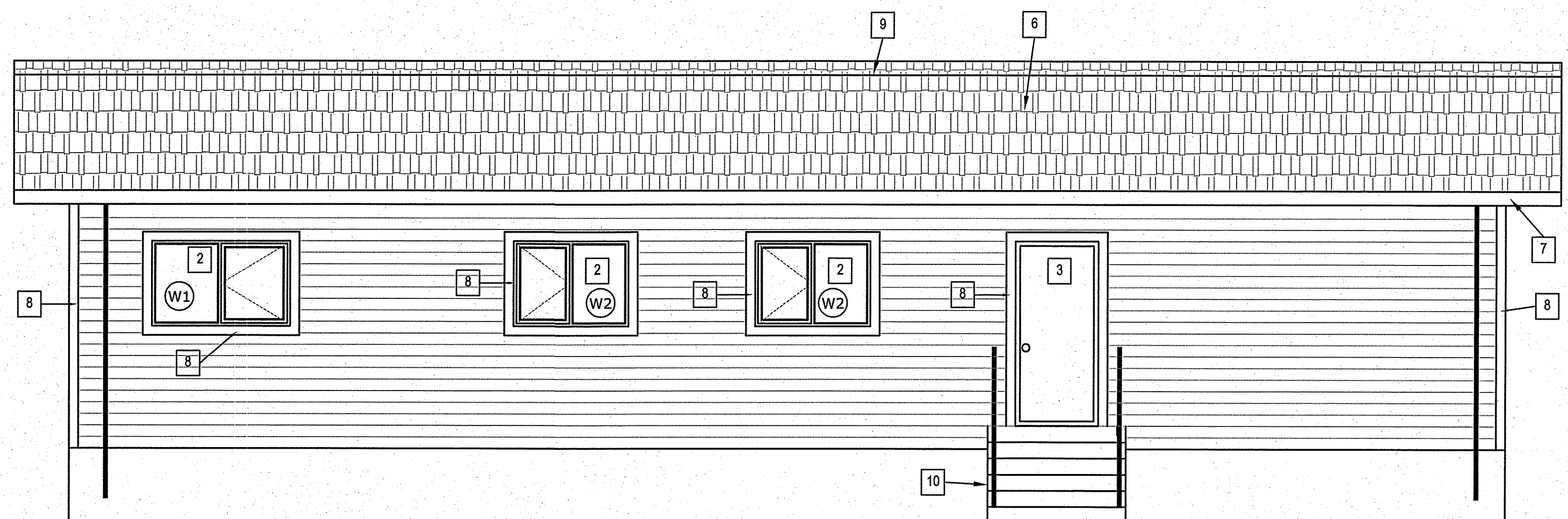
REVISION #: 00

REV. #	REVISION	DATE (YY MM DD)	REV. BY
00	ISSUED FOR CONSTRUCTION	13 07 29	RS

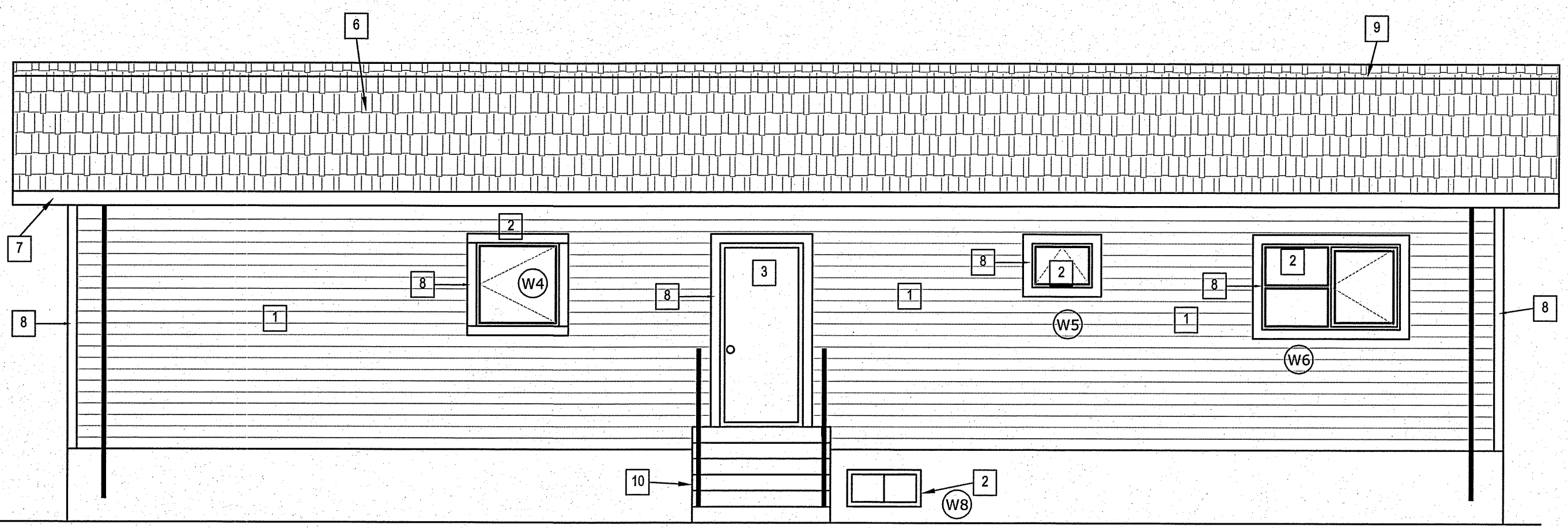
JOB NO. 13-91-01-10

THIS DRAWING MUST NOT BE SCALED.
 THE GENERAL CONTRACTOR SHALL VERIFY ALL DIMENSIONS, DATUMS AND LEVELS PRIOR TO COMMENCEMENT OF WORK AND IS HELD RESPONSIBLE FOR REPORTING ANY DISCREPANCY OR OMISSION TO CAN-TEC SERVICES LTD. IMMEDIATELY.
 THIS DRAWING IS THE EXCLUSIVE PROPERTY OF CAN-TEC SERVICES LTD. AND CAN BE REPRODUCED ONLY WITH THE PERMISSION OF CAN-TEC SERVICES LTD. IN WHICH CASE THE REPRODUCTION MUST BEAR THEIR NAME AS THE ENGINEERING/DRAFTING FIRM.

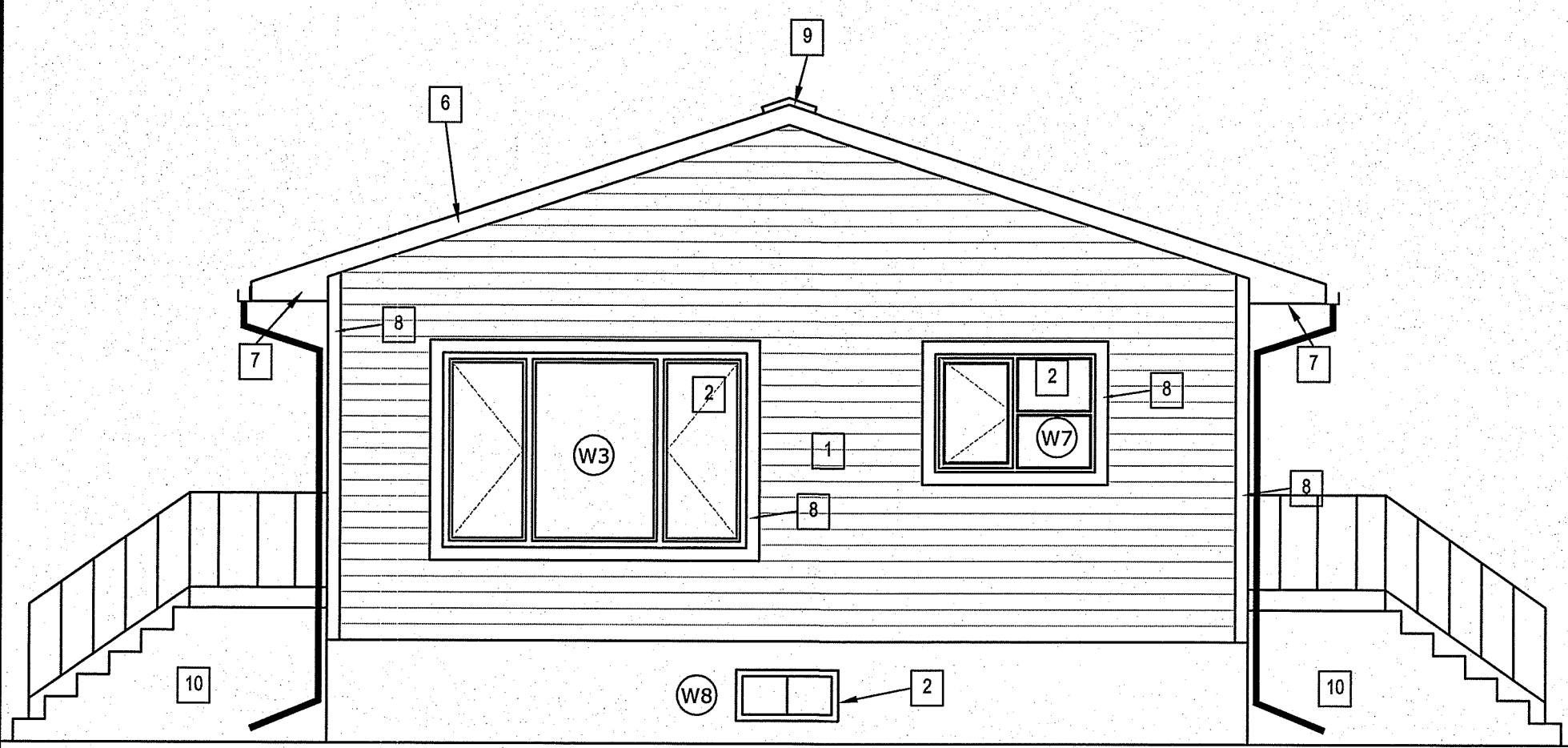
http://www.cantecservices.ca/



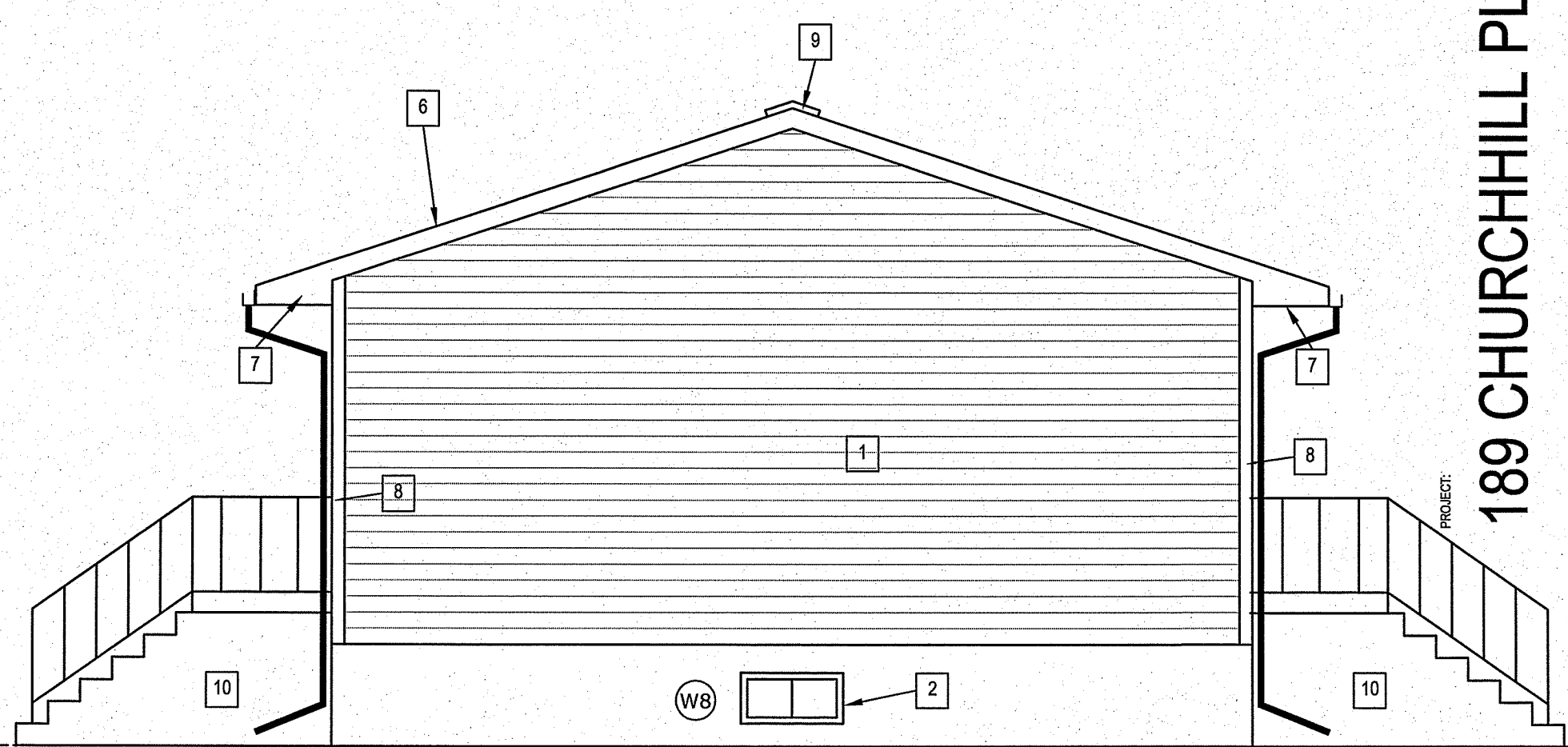
1 FRONT ELEVATION
 A3.0 A3.0 SCALE: 1/4"=1'-0"



2 REAR ELEVATION
 A3.0 A3.0 SCALE: 1/4"=1'-0"



3 RIGHT ELEVATION
 A3.0 A3.0 SCALE: 1/4"=1'-0"




4 LEFT ELEVATION
 A3.0 A3.0 SCALE: 1/4"=1'-0"

DRAWING NOTES: #

1. INSTALL NEW EXTERIOR SIDING AND INSULATION
2. INSTALL NEW WINDOWS
3. INSTALL NEW DOORS AND STORM DOOR
4. NOT USED
5. NOT USED
6. NOT USED
7. INSTALL NEW EAVESTROUGH, DOWN SPOUTS, SOFIT AND FASCIA
8. 4" TRIM BOARD
9. NEW RIDGE VENT
10. EXISTING STAIRS TO BE PULLED OUT OF THE GROUND AND RE-INSTALLED LEVEL AT THE EDGE OF THE HOUSE. STAIRS ARE CURRENTLY LEANING TOWARD THE FRONT OF THE HOUSE.

GENERAL NOTE:

1. ALL EXTERIOR LIGHTS TO BE REMOVED AND REPLACED WITH NEW
2. EXTEND ALL O.S. SERVICES AS REQUIRED (HOSE BIBS, PLUGS, VENTS ETC.)



ENGINEERING AND DRAFTING
 1948 MAIN STREET, WINNIPEG, MANITOBA Tel: (204) 943-7222 Fax: (204) 947-5717

SEALED BY:

189 CHURCHILL PLACE, GILLAM, MANITOBA

PROJECT TITLE
ENVELOPE AND BATHROOM RETROFIT

SHEET TITLE
ELEVATIONS

DATE (YY MM DD) 13 07 13
 SCALE AS SHOWN
 DRAWN BY RS
 CHECKED BY RS

LOCATION
 189 CHURCHILL PLACE, GILLAM MANITOBA

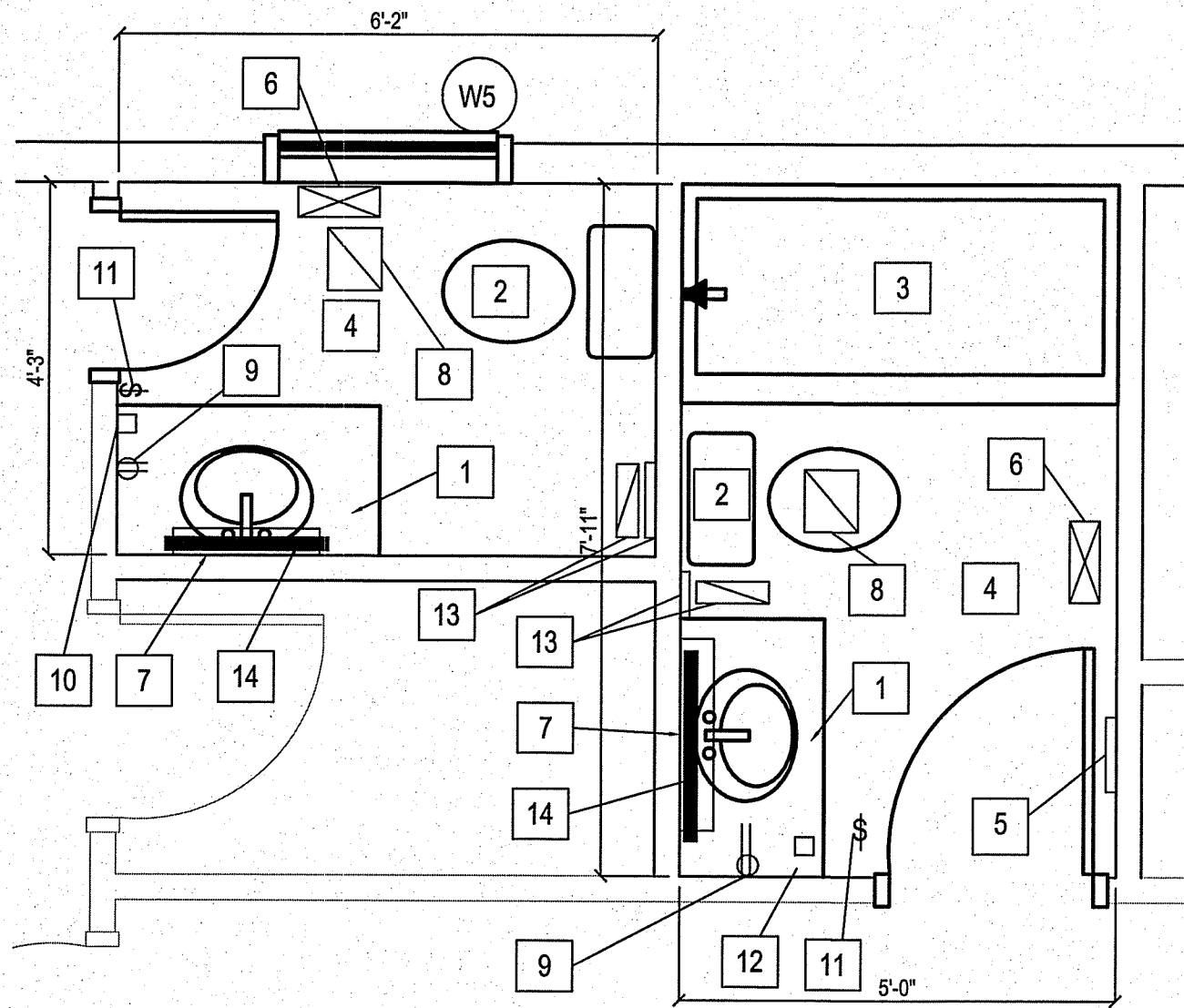
CONSTRUCTION

A3.0

REVISION #: 00

JOB NO. 13-91-01-10

00 ISSUED FOR CONSTRUCTION 13 07 29 RS
 REV.# REVISION DATE (YY MM DD) REV. BY



DRAWING NOTES: #

1. EXISTING VANITY REMOVED AND RE-INSTALLED IN SAME POSITION
2. NEW TOILET
3. NEW TUB
4. NEW FLOORING AND BASEBOARDS
5. EXISTING HRV VENT TO REMAIN.
6. NEW FLOOR SUPPLY VENT
7. NEW MEDICINE CABINET
8. REMOVE EXISTING EXHAUST FAN AND REPAIR VAPOR BARRIER
9. INSTALL NEW GFI PLUG IN SAME POSITION AS EXISTING.
10. ADD EXTRA HRV CONTROLLER TO BATHROOM
11. REMOVE FAN SWITCH AND REPLACE LIGHT SWITCH WITH SINGE SWITCH
12. EXISTING HRV CONTROL TO REMAIN
13. MOVE EXISTING HRV EXHAUST FROM FLOOR TO WALL
14. NEW LIGHT

BATHROOM NOTES

1. INSTALL NEW DRYWALL ON ALL WALLS AND CEILING
2. INSTALL NEW LIGHT FIXTURES
3. INSTALL NEW WINDOW DOOR AND BASE TRIM
4. ONLY ONE BATHROOM TO BE RENOVATED AT ONE TIME. HOUSE MUST HAVE ONE BATHROOM OPERATIONAL THROUGHOUT THE RENOVATION.

SPECIFICATION:

TOILET: AMERICAN STANDARD CADET 3 RIGHT HEIGHT ELONGATED TOILET MODEL 2386 012 C/W CHAMPION SLOW CLOSE SEAT EL# 5325 010, C/W WHEEL STOPS AND ESCUTCHEON PLATES

BATHTUB: FIAT MODEL MTS6300M-3, 3 PIECE ACRYLIC BATHTUB C/W DELTA MODEL T13420-CDN SHOWER TRIM WITH R1000 VALVE BODY. INSTALL AS PER MANUFACTURERS INSTRUCTIONS

HRV CONTROLLER: (EXISTING HRV UNITS ARE VENMAR SOLO 1.5) CONTROLLER TO BE - VENMAR MODEL 03364 AND ADDED TO EXISTING HRV CONTROLS.

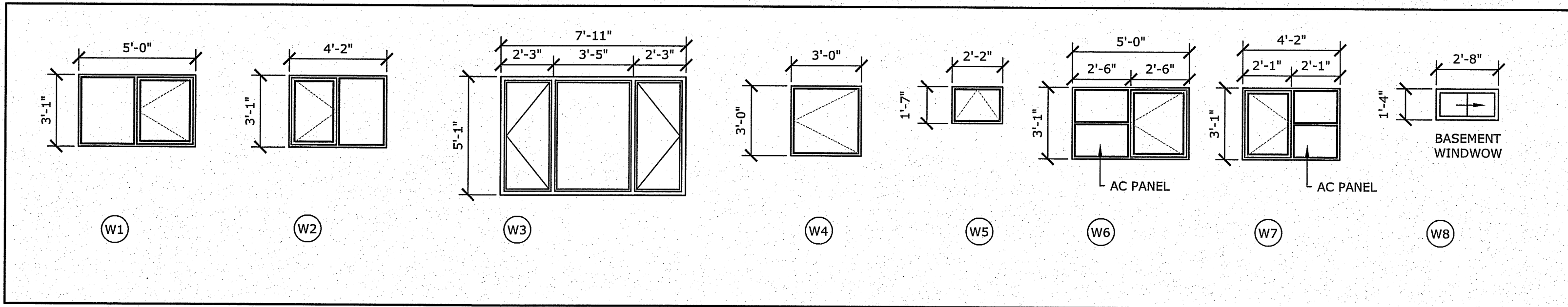
LIGHT: VANITY LIGHT RUSSELL MODEL 716-704.BCH WALL MOUNT FIXTURE C/W 4-100W LIGHTS MEDIUM BASE

MEDICINE CABINET: ESTATE TRI-VIEW MEDICINE CABINET WITH ADJUSTABLE SHELVES, AND BEVELED EDGE MIRRORS, 30 1/4" WIDE X 29 3/4" HIGH

VENT: IMPERIAL WHITE METAL SIZE TO MATCH EXISTING

FLOORING - SPECIFIED IN BOOK SPECIFICATION

1 ENLARGED BATHROOM PLANS
SCALE: 1/2"=1'-0"




SPECIFICATIONS PLUMBING:

1. MECHANICAL CONTRACTOR IS RESPONSIBLE FOR PROVIDING A COMPLETE WORKING INSTALLATION AS SHOWN ON THE DRAWINGS AND THE SPECIFICATIONS. MECHANICAL CONTRACTOR WILL PROVIDE ONE YEAR WARRANTY ON ALL LABOUR AND EQUIPMENT UPON FINAL ACCEPTANCE BY OWNER AND ENGINEER.
2. THE LOCATION, ROUTING AND ELEVATION OF ALL NEW AND EXISTING SERVICES AND UTILITIES AS SHOWN ON THE DRAWINGS ARE TO BE CONSIDERED AS APPROXIMATIONS ONLY. VERIFY EXACT LOCATIONS, ROUTINGS, AND ELEVATIONS OF ALL SERVICES PRIOR TO COMMENCING WORK AND ASSUME RESPONSIBILITY FOR LAYING OUT ALL WORK. THE CONTRACTOR SHALL RETAIN RESPONSIBILITY FOR ANY DAMAGE TO EXISTING SERVICES AND UTILITIES.
3. ALL CUTTING, PATCHING AND RELATED CONSTRUCTION WORK IS TO BE PERFORMED BY GENERAL CONTRACTOR UPON INSTRUCTION FROM MECHANICAL CONTRACTOR.
4. ALL PLUMBING WORK TO BE PERFORMED IN ACCORDANCE WITH THE LATEST EDITION OF THE NATIONAL PLUMBING CODE.
5. PERMITS: CONTRACTOR IS RESPONSIBLE FOR GIVING ALL NECESSARY NOTICES, OBTAINING ALL NECESSARY PERMITS AND PAYING ALL APPLICABLE FEES.

PIPE:

1. ALL WATER PIPING ABOVEGROUND INSIDE BUILDING SHALL BE NEW TYPE "L" COPPER WITH LEAD FREE SOLDERED FITTINGS. AQUA-RISE PLEX AND WATTS PIPING MATERIAL ACCEPTABLE WHEREVER APPROVED BY CODE.
2. SOIL AND VENT PIPING ABOVEGROUND INSIDE BUILDING SHALL BE: DWV COPPER WITH SOLDERED FITTINGS, CAST IRON WITH MJ FITTINGS, ABS, DWV DRAIN PIPING AND FITTINGS WITH SOLVENT CEMENT.
3. SOIL AND VENT PIPING BELOWGROUND INSIDE BUILDING SHALL BE CAST IRON CLASS 4000 WITH MJ FITTINGS, ABS OR PVC PLASTIC WITH SOLVENT CEMENT. PLASTIC PIPE ONLY WHERE ALLOWED BY PLUMBING CODE.

THIS DRAWING MUST NOT BE SCALED.
THE GENERAL CONTRACTOR SHALL VERIFY ALL DIMENSIONS, DATUMS AND LEVELS PRIOR TO COMMENCEMENT OF WORK AND IS HELD RESPONSIBLE FOR REPORTING ANY DISCREPANCY OR OMISSION TO CAN-TEC SERVICES LTD. IMMEDIATELY.
THIS DRAWING IS THE EXCLUSIVE PROPERTY OF CAN-TEC SERVICES LTD. AND CAN BE REPRODUCED ONLY WITH THE PERMISSION OF CAN-TEC SERVICES LTD. IN WHICH CASE THE REPRODUCTION MUST BEAR THEIR NAME AS THE ENGINEERING/DRAFTING FIRM.



SEALED BY:

ENGINEERING AND DRAFTING
1948 MAIN STREET, WINNIPEG, MANITOBA
Tel: (204) 943-7222 Fax: (204) 947-5717
http://www.cantecservices.ca/

PROJECT: 189 CHURCHILL PLACE, GILLAM, MANITOBA

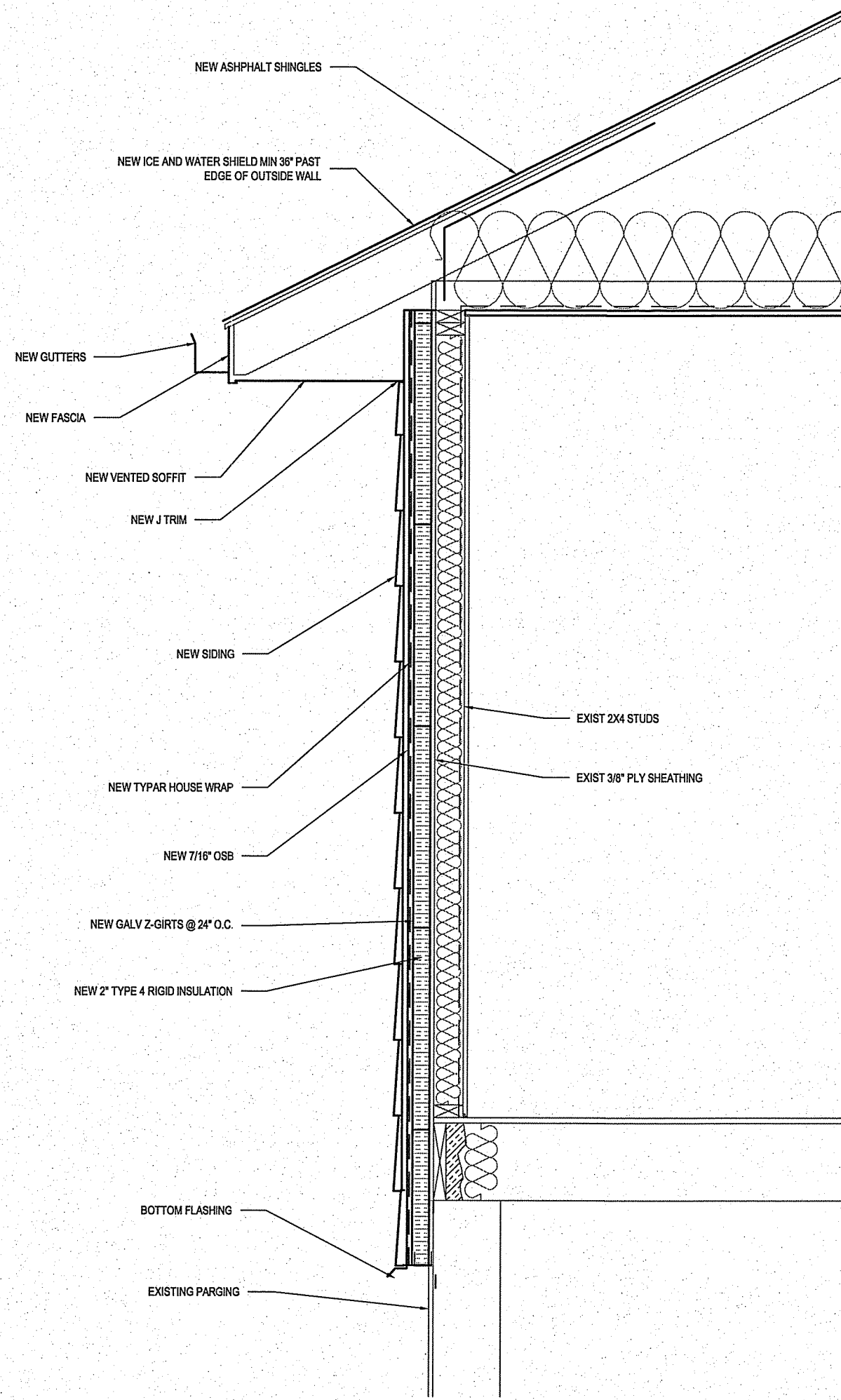
PROJECT TITLE: ENVELOPE AND BATHROOM RETROFIT
SHEET TITLE: BATHROOM AND WINDOW SCHEDULE

DATE (Y/M/DD): 13 07 13
SCALE: AS SHOWN
DRAWN BY: RS
CHECKED BY: RS

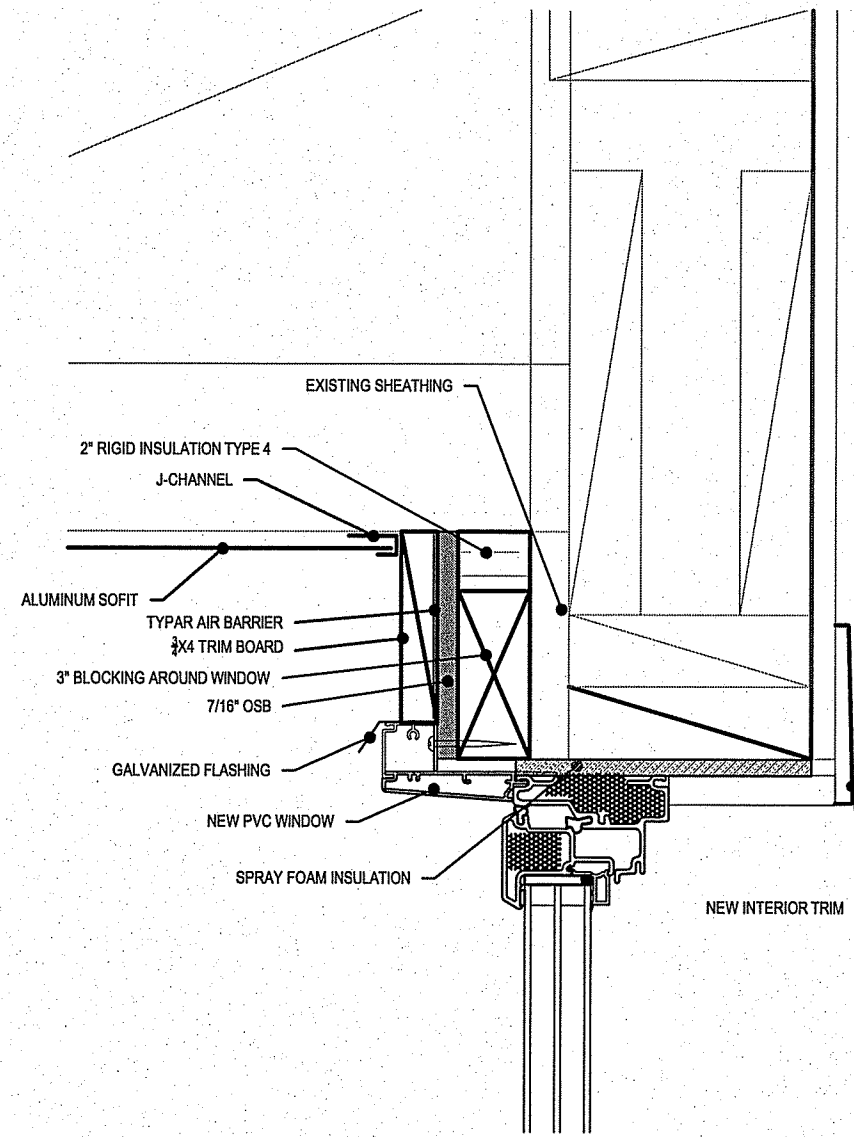
LOCATION: 189 CHURCHILL PLACE, GILLAM MANITOBA

CONSTRUCTION
A4.0
REVISION #: 00
JOB NO.
13-91-01-10

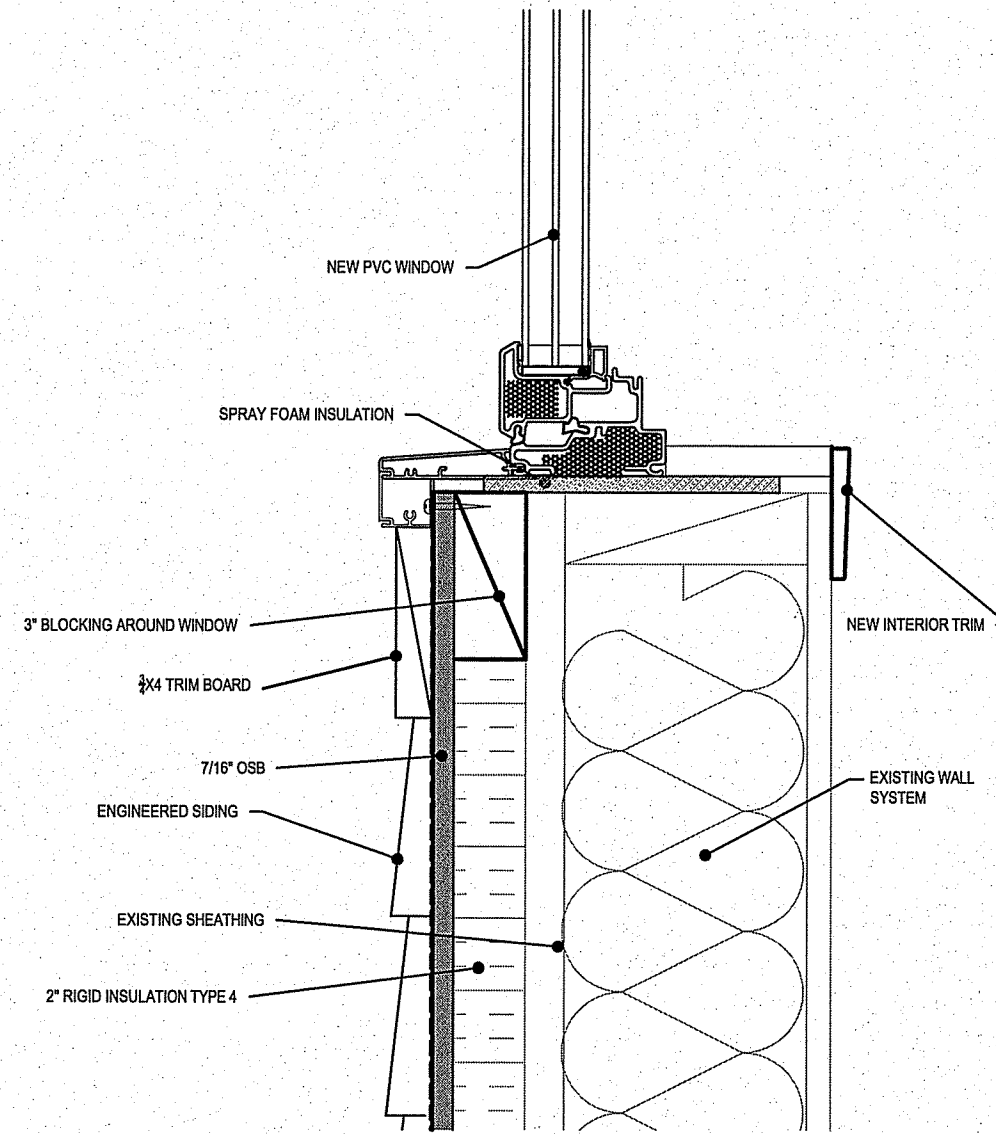
00 ISSUED FOR CONSTRUCTION 13 07 29 RS
REV.# REVISION DATE (Y/M/DD) REV. BY



1 WALL SECTION
 A4.1 A4.1 SCALE: 3/4"=1'-0"




2 WINDOW HEAD SECTION
 A4.1 A4.1 SCALE: 3/4"=1'-0"



3 WINDOW SILL SECTION
 A4.1 A4.1 SCALE: 3/4"=1'-0"

THIS DRAWING MUST NOT BE SCALED.
 THE GENERAL CONTRACTOR SHALL VERIFY ALL DIMENSIONS, DATUMS AND LEVELS PRIOR TO COMMENCEMENT OF WORK AND IS HELD RESPONSIBLE FOR REPORTING ANY DISCREPANCY OR OMISSION TO CAN-TEC SERVICES LTD. IMMEDIATELY.
 THIS DRAWING IS THE EXCLUSIVE PROPERTY OF CAN-TEC SERVICES LTD. AND CAN BE REPRODUCED ONLY WITH THE PERMISSION OF CAN-TEC SERVICES LTD. IN WHICH CASE THE REPRODUCTION MUST BEAR THEIR NAME AS THE ENGINEERING/DRAFTING FIRM.



SEALED BY:
 ENGINEERING AND DRAFTING
 1948 MAIN STREET, WINNIPEG, MANITOBA Tel: (204) 943-7222 Fax: (204) 947-5717
<http://www.cantecservices.ca/>

PROJECT: 189 CHURCHILL PLACE, GILLAM, MANITOBA

PROJECT TITLE: ENVELOPE AND BATHROOM RETROFIT

SHEET TITLE: DETAILS

DATE (YY MM DD): 13 07 13
 SCALE: AS SHOWN
 CHECKED BY: RS
 DRAWN BY: RS

LOCATION: 189 CHURCHILL PLACE, GILLAM MANITOBA

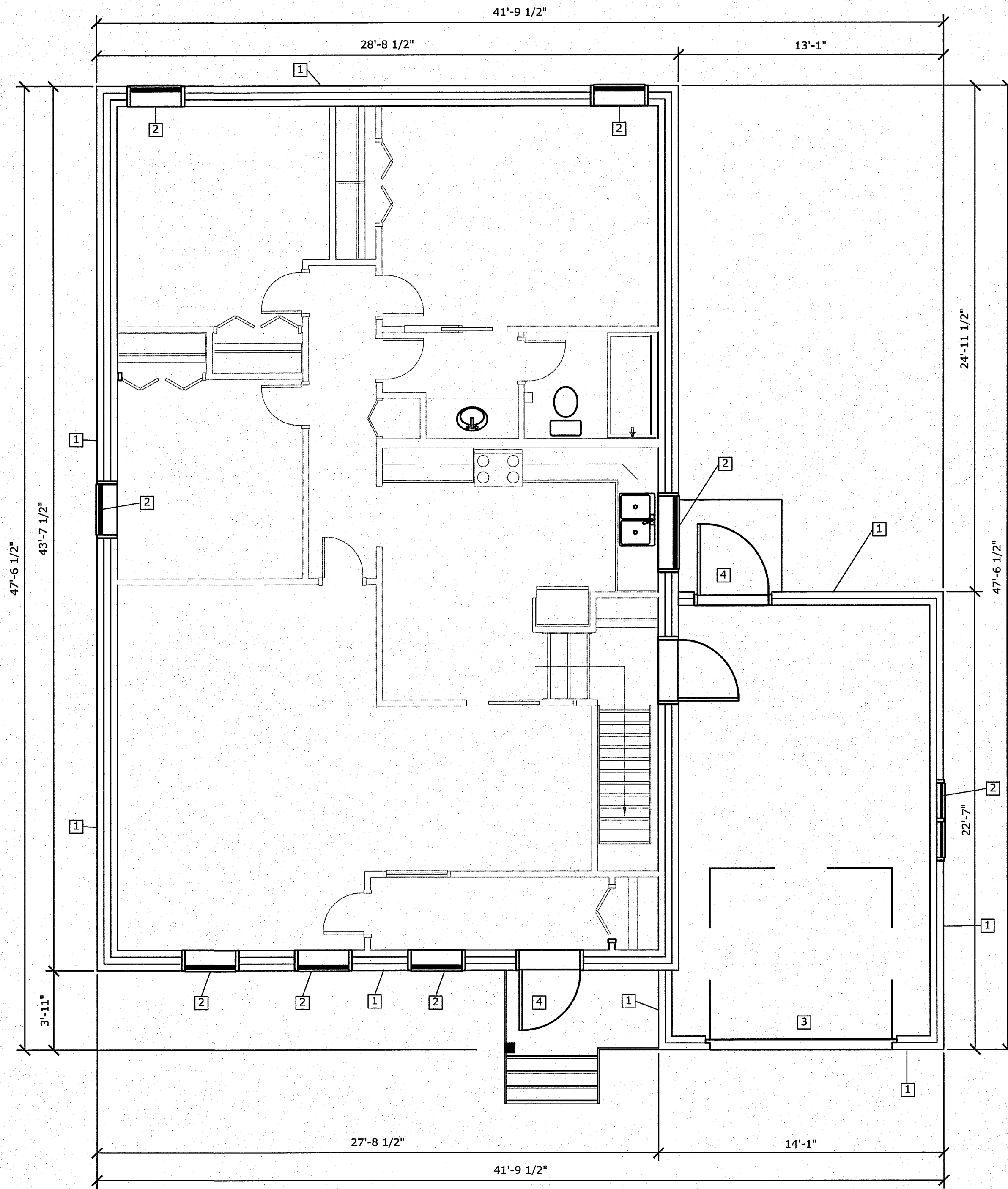
CONSTRUCTION

A4.1

REVISION #: 00

#	ISSUED FOR CONSTRUCTION	13 07 29	RS
REV. #	REVISION	DATE (YY MM DD)	REV. BY

JOB NO. 13-91-01-10




DRAWING NOTES: #

1. REMOVE EXTERIOR SIDING AND BUILDING PAPER
2. REMOVE EXISTING WINDOWS AND INTERIOR CASINGS.
3. EXISTING O.H. GARAGE DOOR TO REMAIN
4. EXISTING DOOR TO REMAIN

THIS DRAWING MUST NOT BE SCALED.

THE GENERAL CONTRACTOR SHALL VERIFY ALL DIMENSIONS, DATUMS AND LEVELS PRIOR TO COMMENCEMENT OF WORK AND IS HELD RESPONSIBLE FOR REPORTING ANY DISCREPANCY OR OMISSION TO CAN-TEC SERVICES LTD. IMMEDIATELY.

THIS DRAWING IS THE EXCLUSIVE PROPERTY OF CAN-TEC SERVICES LTD. AND CAN BE REPRODUCED ONLY WITH THE PERMISSION OF CAN-TEC SERVICES LTD. IN WHICH CASE THE REPRODUCTION MUST BEAR THEIR NAME AS THE ENGINEERING/DRAFTING FIRM.



SEALED BY:

ENGINEERING AND DRAFTING
1948 MAIN STREET, WINNIPEG, MANITOBA Tel: (204) 948-7222 Fax: (204) 947-5717
<http://www.cantecservices.ca/>

PROJECT: 212 CHURCHHILL PLACE, GILLAM, MANITOBA

PROJECT TITLE: ENVELOPE RETROFIT

SHEET TITLE: MAIN FLOOR PLAN - DEMOLITION

DATE (YY MM DD): JULY 26 2013
SCALE: AS SHOWN
DRAWN BY: RS
CHECKED BY: RS

LOCATION: 212 CHURCHHILL PLACE, GILLAM MANITOBA

CONSTRUCTION

A1.0

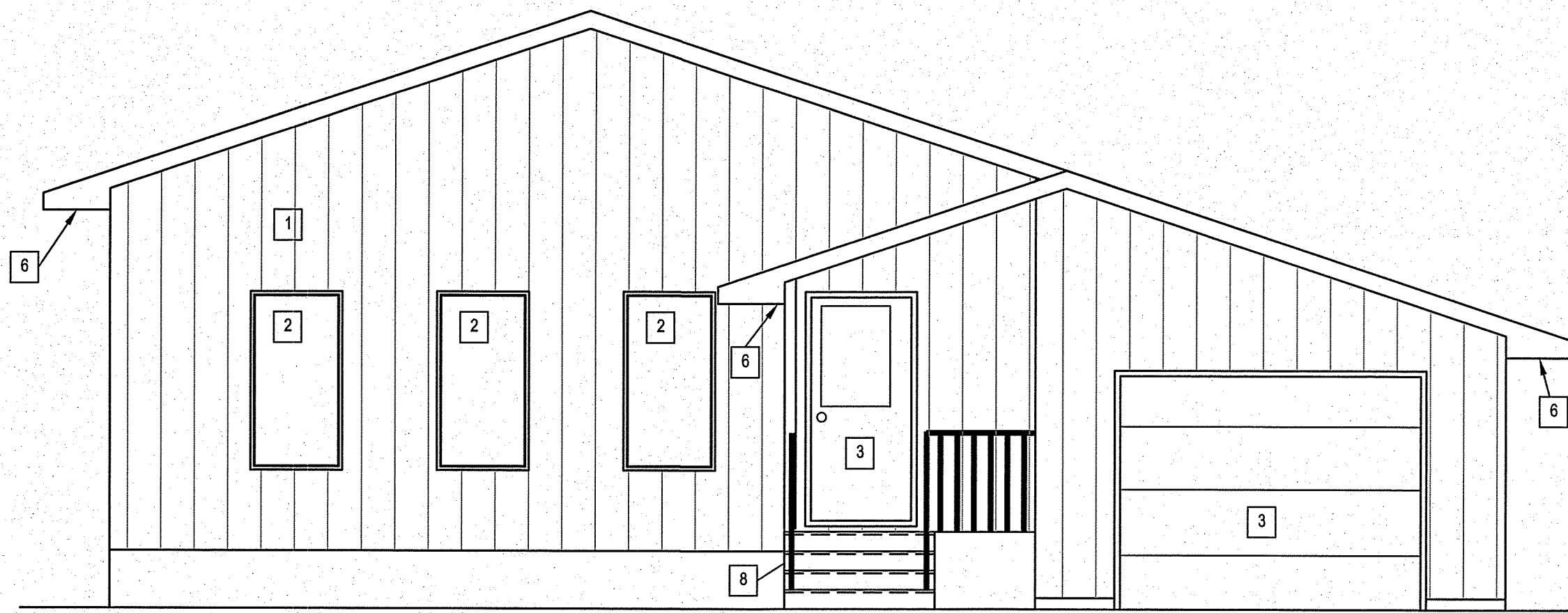
REVISION #: 00

JOB NO.

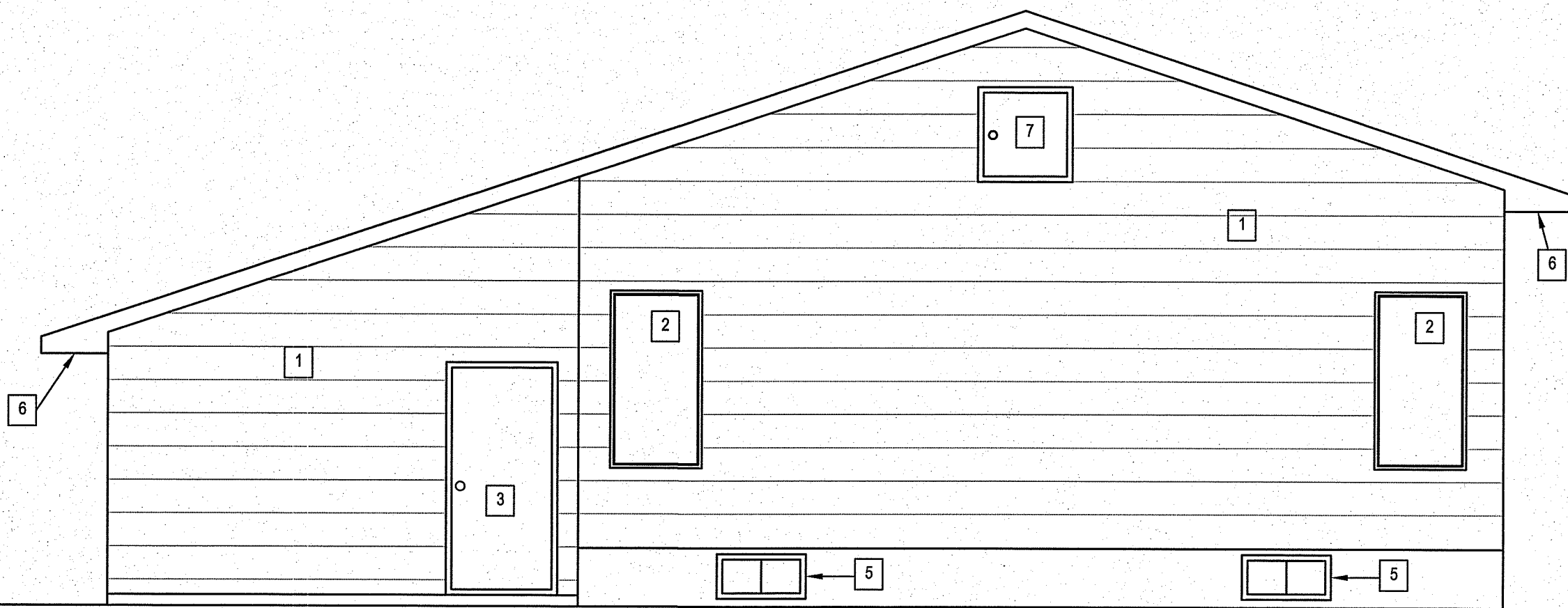
13-91-01-10

00 ISSUED FOR CONSTRUCTION 13 07 28 RS
REV.# REVISION DATE (YY MM DD) REV. BY

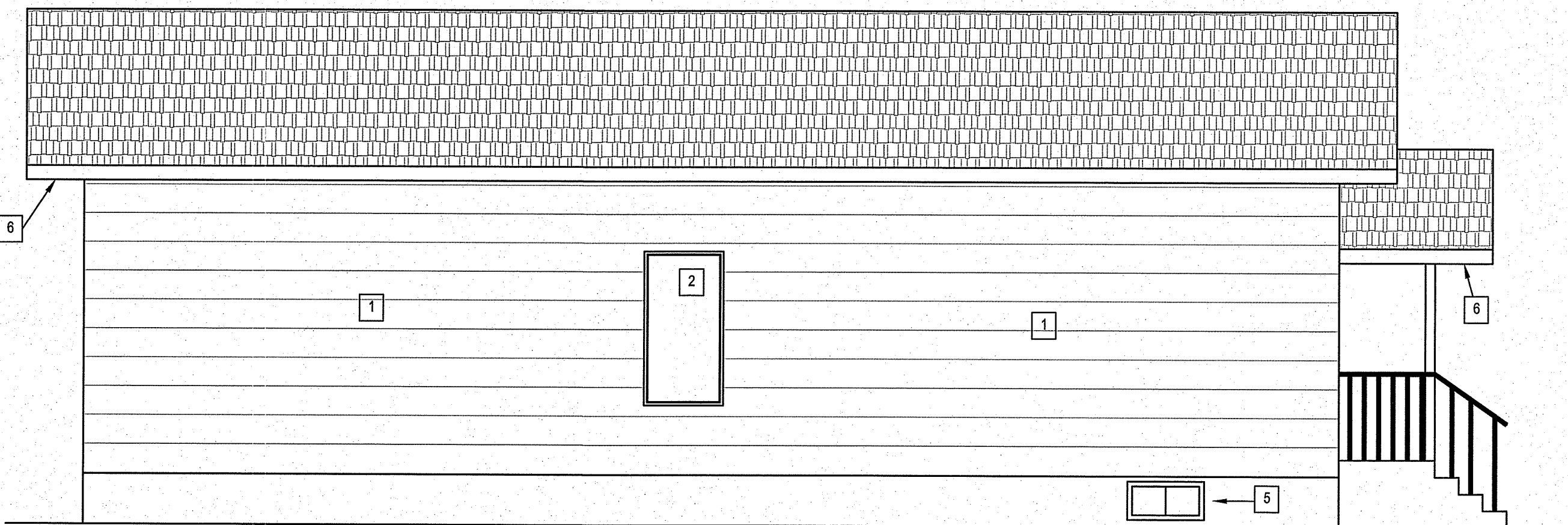
1 MAIN FLOOR PLAN - DEMOLITION
A1.0 A1.0 SCALE: 1/4"=1'-0"



1 FRONT ELEVATION
A1.1 A1.1 SCALE: 1/4"=1'-0"



2 REAR ELEVATION
A1.1 A1.1 SCALE: 1/4"=1'-0"




3 LEFT ELEVATION
A1.1 A1.1 SCALE: 1/4"=1'-0"

DRAWING NOTES: #

1. REMOVE EXTERIOR SIDING AND BUILDING PAPER
2. REMOVE EXISTING WINDOWS AND INTERIOR CASINGS.
3. EXISTING DOOR TO REMAIN
4. NOT USED
5. REMOVE EXISTING BASEMENT WINDOWS
6. REMOVE EXISTING EAVESTROUGH, DOWN SPOUTS, SOFFIT AND FASCIA
7. REMOVE EXISTING ATTIC ACCESS
8. EXISTING FRONT STAIR AND RAILING TO REMAIN

THIS DRAWING MUST NOT BE SCALED.
THE GENERAL CONTRACTOR SHALL VERIFY ALL DIMENSIONS, DATUMS AND LEVELS PRIOR TO COMMENCEMENT OF WORK AND IS HELD RESPONSIBLE FOR REPORTING ANY DISCREPANCY OR OMISSION TO CAN-TEC SERVICES LTD. IMMEDIATELY.

THIS DRAWING IS THE EXCLUSIVE PROPERTY OF CAN-TEC SERVICES LTD. AND CAN BE REPRODUCED ONLY WITH THE PERMISSION OF CAN-TEC SERVICES LTD. IN WHICH CASE THE REPRODUCTION MUST BEAR THEIR NAME AS THE ENGINEERING/DRAFTING FIRM.



SEALED BY:

ENGINEERING AND DRAFTING
1948 MAIN STREET, WINNIPEG, MANITOBA Tel: (204) 943-7222 Fax: (204) 947-5717
<http://www.cantecservices.ca/>

PROJECT: 212 CHURCHILL PLACE, GILLAM, MANITOBA

PROJECT TITLE: ENVELOPE RETROFIT
SHEET TITLE: ELEVATIONS - DEMOLITION

DATE (YY MM DD): JULY 26 2013
SCALE: AS SHOWN
DRAWN BY: RS
CHECKED BY: RS

LOCATION: 212 CHURCHILL PLACE, GILLAM MANITOBA

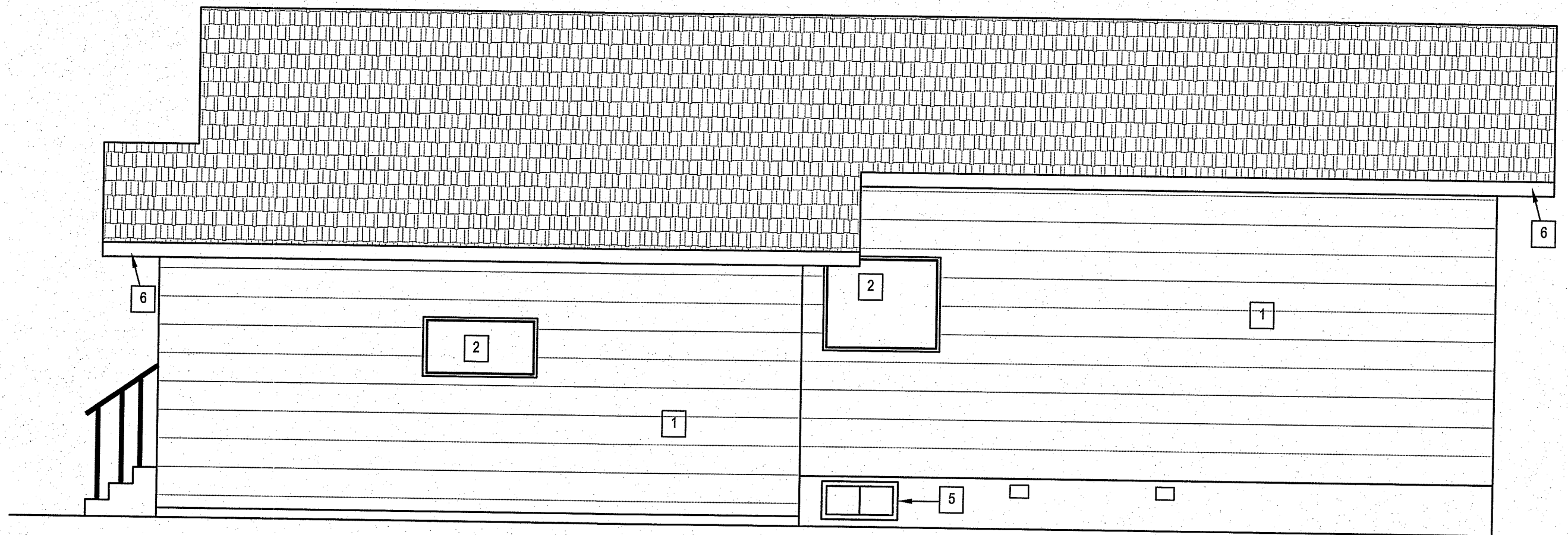
CONSTRUCTION

A1.1

REVISION #: 00
JOB NO.

13-91-01-10


00	ISSUED FOR CONSTRUCTION	13 07 26	RS
REV. #	REVISION	DATE (YY MM DD)	REV. BY



1 RIGHT ELEVATION
A1.2 A1.2 SCALE: 1/4"=1'-0"

- DRAWING NOTES: #
1. REMOVE EXTERIOR SIDING AND BUILDING PAPER
 2. REMOVE EXISTING WINDOWS AND INTERIOR CASINGS.
 3. EXISTING DOOR TO REMAIN
 4. NOT USED
 5. REMOVE EXISTING BASEMENT WINDOWS
 6. REMOVE EXISTING EAVESTROUGH, DOWN SPOUTS, SOFFIT AND FASCIA
 7. REMOVE EXISTING ATTIC ACCESS
 8. EXISTING FRONT STAIR AND RAILING TO REMAIN

THIS DRAWING MUST NOT BE SCALED.
THE GENERAL CONTRACTOR SHALL VERIFY ALL DIMENSIONS, DATUMS AND LEVELS PRIOR TO COMMENCEMENT OF WORK AND IS HELD RESPONSIBLE FOR REPORTING ANY DISCREPANCY OR OMISSION TO CAN-TEC SERVICES LTD. IMMEDIATELY.
THIS DRAWING IS THE EXCLUSIVE PROPERTY OF CAN-TEC SERVICES LTD. AND CAN BE REPRODUCED ONLY WITH THE PERMISSION OF CAN-TEC SERVICES LTD. IN WHICH CASE THE REPRODUCTION MUST BEAR THEIR NAME AS THE ENGINEERING/DRAFTING FIRM.



ENGINEERING AND DRAFTING
1948 MAIN STREET, WINNIPEG, MANITOBA Tel: (204) 943-7222 Fax: (204) 947-5717
<http://www.cantecservices.ca/>

SEALED BY:

PROJECT: 212 CHURCHHILL PLACE, GILLAM, MANITOBA

PROJECT TITLE: ENVELOPE RETROFIT

SHEET TITLE: ELEVATIONS - DEMOLITION

DATE (YY MM DD): JULY 26 2013 SCALE: AS SHOWN DRAWN BY: RS CHECKED BY: RS

LOCATION: 212 CHURCHHILL PLACE, GILLAM MANITOBA

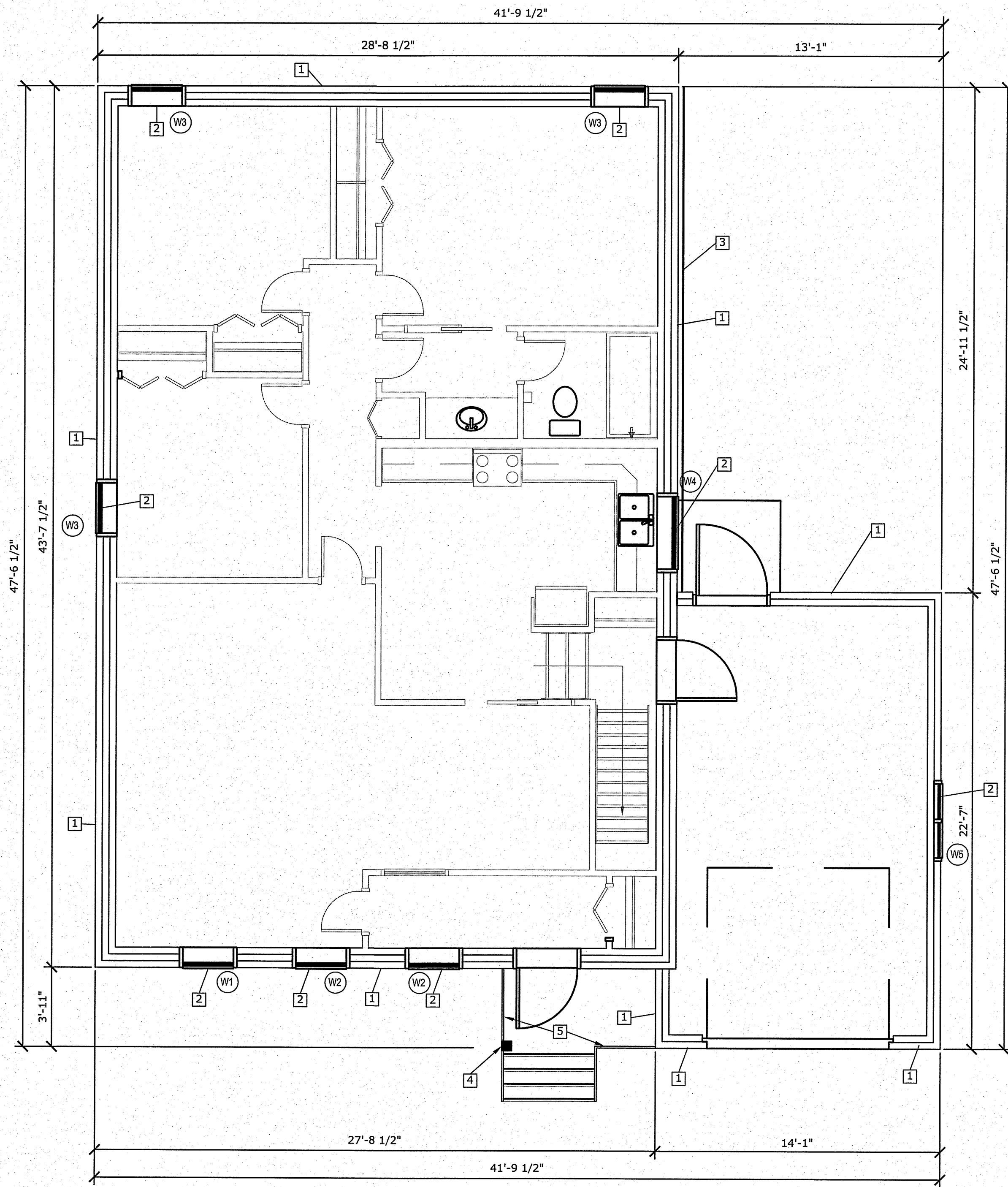
CONSTRUCTION

A1.2

REVISION #: 00

JOB NO. 13-91-01-10

00 ISSUED FOR CONSTRUCTION 13 07 28 RS
REV.# REVISION DATE (YY MM DD) REV. BY



DRAWING NOTES: #


1. INSTALL NEW EXTERIOR SIDING AND AIR BARRIER
2. INSTALL NEW WINDOWS AND INTERIOR CASINGS
3. REMOVE DAMAGED PARGING AND INSTALL NEW COAT ON ENTIRE SECTION OF WALL
4. INSTALL NEW TRIM BOARD AROUND EXISTING POST
5. PAINT EXISTING FRONT HAND RAILS

WALL TYPES

EXTERIOR WALL:

- ◊ W1 NEW ENGINEERED WOOD SIDING
- NEW TYPAR AIR BARRIER
- NEW 7/8" OSB SHEATHING
- EXISTING BUFFALO BOARD
- EXIST 2X4 STUDS
- EXISTING R-40 BATT INSULATION
- EXISTING 2X4 WALL STUDS
- EXISTING VAPOUR BARRIER
- EXISTING DRYWALL

THIS DRAWING MUST NOT BE SCALED.
 THE GENERAL CONTRACTOR SHALL VERIFY ALL DIMENSIONS, DATUMS AND LEVELS PRIOR TO COMMENCEMENT OF WORK AND IS HELD RESPONSIBLE FOR REPORTING ANY DISCREPANCY OR OMISSION TO CAN-TEC SERVICES LTD. IMMEDIATELY.
 THIS DRAWING IS THE EXCLUSIVE PROPERTY OF CAN-TEC SERVICES LTD. AND CAN BE REPRODUCED ONLY WITH THE PERMISSION OF CAN-TEC SERVICES LTD. IN WHICH CASE THE REPRODUCTION MUST BEAR THEIR NAME AS THE ENGINEERING/DRAFTING FIRM.



ENGINEERING AND DRAFTING
 1948 MAIN STREET, WINNIPEG, MANITOBA Tel: (204) 943-7222 Fax: (204) 947-5717
<http://www.cantecservices.ca/>

SEALED BY:

PROJECT: 212 CHURCHHILL PLACE, GILLAM, MANITOBA

PROJECT TITLE: ENVELOPE RETROFIT
 SHEET TITLE: MAIN FLOOR PLAN

DATE (YY/MM/DD): JULY 26 2013
 SCALE: AS SHOWN
 DRAWN BY: RS
 CHECKED BY: RS

LOCATION: 212 CHURCHHILL PLACE, GILLAM MANITOBA

CONSTRUCTION

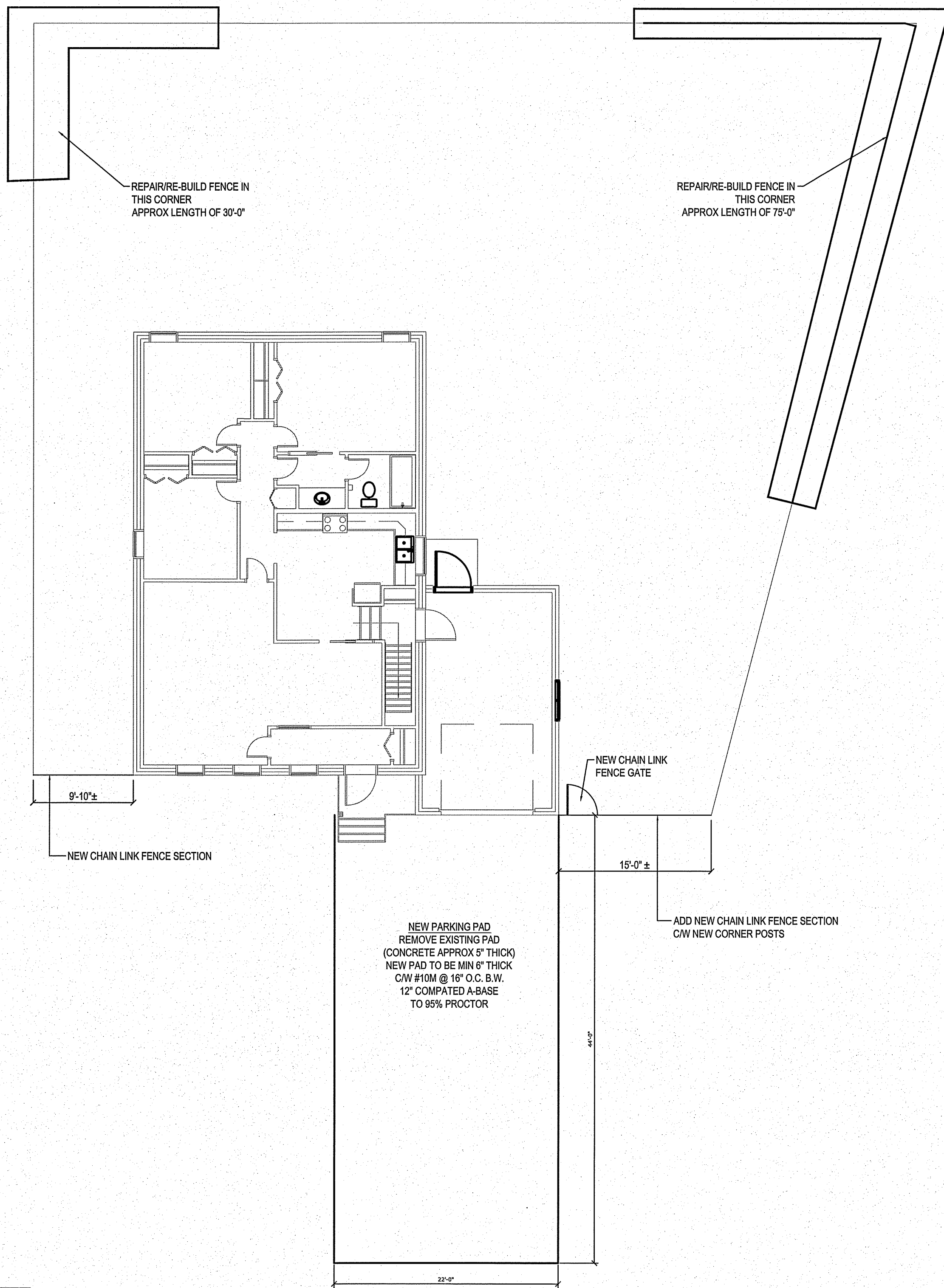
A2.0

REVISION #: 00

JOB NO. 13-91-01-10

00	ISSUED FOR CONSTRUCTION	13 07 26	RS
REV. #	REVISION	DATE (YY MM DD)	REV. BY


1 MAIN FLOOR PLAN
 A2.0 A2.0 SCALE: 1/4"=1'-0"



1 SITE PLAN
A2.1 A2.1 SCALE: 1/8"=1'-0"

THIS DRAWING MUST NOT BE SCALED.
THE GENERAL CONTRACTOR SHALL VERIFY ALL DIMENSIONS, DATUMS AND LEVELS PRIOR TO COMMENCEMENT OF WORK AND IS HELD RESPONSIBLE FOR REPORTING ANY DISCREPANCY OR OMISSION TO CAN-TEC SERVICES LTD. IMMEDIATELY.

THIS DRAWING IS THE EXCLUSIVE PROPERTY OF CAN-TEC SERVICES LTD. AND CAN BE REPRODUCED ONLY WITH THE PERMISSION OF CAN-TEC SERVICES LTD. IN WHICH CASE THE REPRODUCTION MUST BEAR THEIR NAME AS THE ENGINEERING/DRAFTING FIRM.



SEALED BY:

ENGINEERING AND DRAFTING
1948 MAIN STREET, WINNIPEG, MANITOBA Tel: (204) 945-7222 Fax: (204) 947-5717 <http://www.can-tecservices.ca/>

PROJECT: 212 CHURCHILL PLACE, GILLAM, MANITOBA

PROJECT TITLE: ENVELOPE RETROFIT
SHEET TITLE: SITE WORK

DATE (YY MM DD): JULY 26 2013
SCALE: AS SHOWN
DRAWN BY: RS
CHECKED BY: RS

LOCATION: 212 CHURCHILL PLACE, GILLAM MANITOBA

CONSTRUCTION

A2.1

REVISION #: 00
JOB NO.

00 ISSUED FOR CONSTRUCTION 13 07 26 RS
REV. # REVISION DATE (YY MM DD) REV. BY

13-91-01-10

THIS DRAWING MUST NOT BE SCALED.
 THE GENERAL CONTRACTOR SHALL VERIFY ALL DIMENSIONS, DATUMS AND LEVELS PRIOR TO COMMENCEMENT OF WORK AND IS HELD RESPONSIBLE FOR REPORTING ANY DISCREPANCY OR OMISSION TO CAN-TEC SERVICES LTD. IMMEDIATELY.
 THIS DRAWING IS THE EXCLUSIVE PROPERTY OF CAN-TEC SERVICES LTD. AND CAN BE REPRODUCED ONLY WITH THE PERMISSION OF CAN-TEC SERVICES LTD. IN WHICH CASE THE REPRODUCTION MUST BEAR THEIR NAME AS THE ENGINEERING/DRAFTING FIRM.


http://www.cantecservices.ca/



1 FRONT ELEVATION
 A3.0 A3.0 SCALE: 1/4"=1'-0"

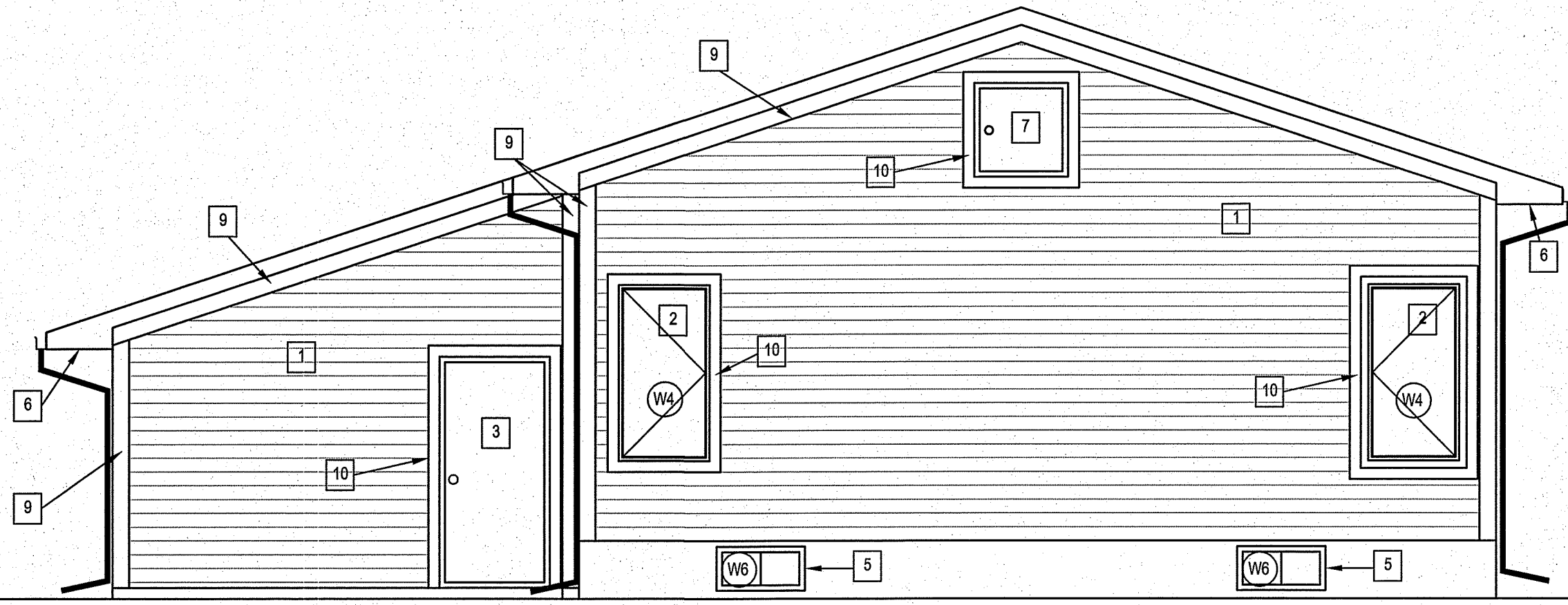
DRAWING NOTES: #

1. INSTALL NEW EXTERIOR SIDING AND AIR BARRIER
2. INSTALL NEW WINDOWS AND INTERIOR CASINGS.
3. EXISTING DOOR TO BE PAINTED
4. REPAIR PARGING ALONG THIS ENTIRE WALL
5. INSTALL NEW BASEMENT WINDOWS
6. INSTALL NEW EAVESTROUGH, DOWN SPOUTS, SOFFIT AND FASCIA
7. INSTALL NEW ATTIC ACCESS
8. PAINT FRONT STAIR RAILING
9. 6" TRIM BOARD
10. 4" TRIM BOARD
11. REPAIR PARGING IN THIS AREA ALONG WHOLE SIDE OF HOUSE
12. REPLACE ALL EXHAUST AND SUPPLY VENTS WITH NEW. VENTS TO MATCH SIZE OF EXISTING AND BE GALVANIZED.
13. CLAD POST AND EXPOSED BEAM WITH NEW TRIM BOARD

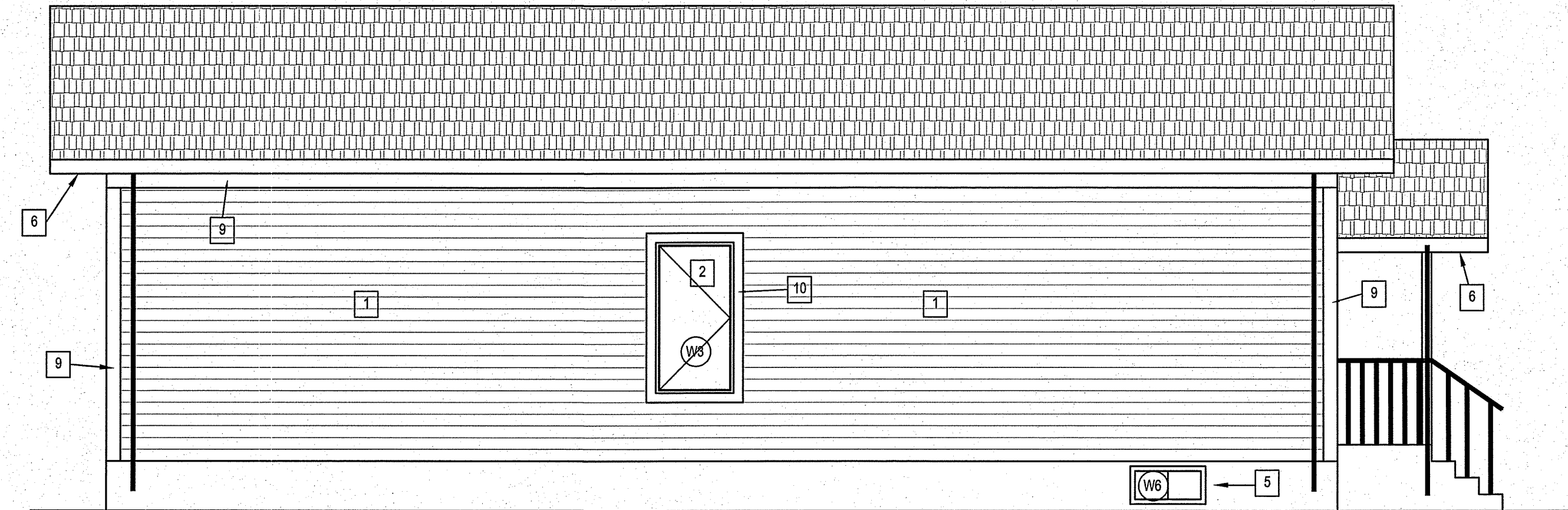


ENGINEERING AND DRAFTING
 1948 MAIN STREET, WINNIPEG, MANITOBA Tel: (204) 945-7222 Fax: (204) 947-5717

SEALED BY:



2 REAR ELEVATION
 A3.0 A3.0 SCALE: 1/4"=1'-0"



3 LEFT ELEVATION
 A3.0 A3.0 SCALE: 1/4"=1'-0"

PROJECT: 212 CHURCHILL PLACE, GILLAM, MANITOBA

PROJECT TITLE: ENVELOPE RETROFIT ELEVATIONS
 SHEET TITLE: ELEVATIONS

DATE (YY MM DD): JULY 26 2013
 SCALE: AS SHOWN
 CHECKED BY: RS
 DRAWN BY: RS

LOCATION: 212 CHURCHILL PLACE, GILLAM MANITOBA

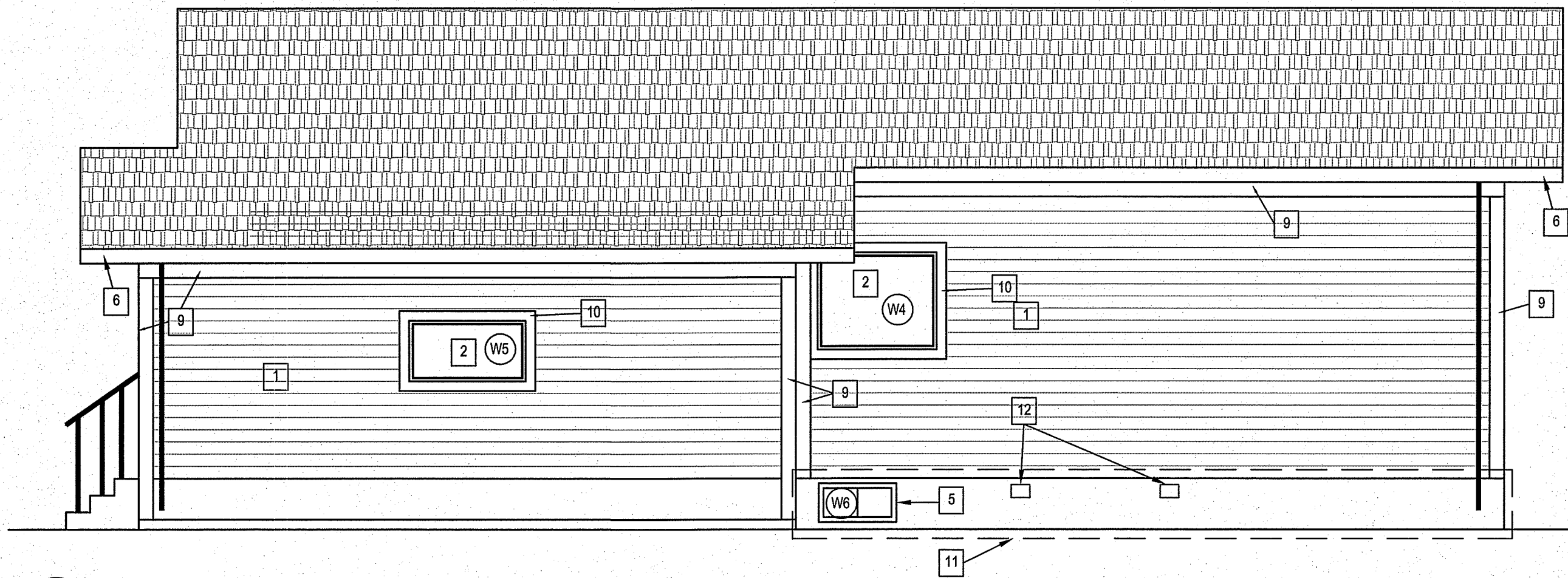
CONSTRUCTION

A3.0

REVISION #: 00

JOB NO. 13-91-01-10

00	ISSUED FOR CONSTRUCTION	13 07 26	RS
REV. #	REVISION	DATE (YY MM DD)	REV. BY




1 RIGHT ELEVATION
 A1.2 A1.2 SCALE: 1/4"=1'-0"

DRAWING NOTES: #

1. INSTALL NEW EXTERIOR SIDING AND AIR BARRIER
2. INSTALL NEW WINDOWS AND INTERIOR CASINGS.
3. EXISTING DOOR TO BE PAINTED
4. REPAIR PARGING ALONG THIS ENTIRE WALL
5. INSTALL NEW BASEMENT WINDOWS
6. INSTALL NEW EAVESTROUGH, DOWN SPOUTS, SOFFIT AND FASCIA
7. INSTALL NEW ATTIC ACCESS
8. PAINT FRONT STAIR RAILING
9. 6" TRIM BOARD
10. 4" TRIM BOARD
11. REPAIR PARGING IN THIS AREA ALONG WHOLE SIDE OF HOUSE
12. REPLACE ALL EXHAUST AND SUPPLY VENTS WITH NEW. VENTS TO MATCH SIZE OF EXISTING AND BE GALVANIZED.
13. CLAD POST AND EXPOSED BEAM WITH NEW TRIM BOARD

THIS DRAWING MUST NOT BE SCALED.
 THE GENERAL CONTRACTOR SHALL VERIFY ALL DIMENSIONS, DATUMS AND LEVELS PRIOR TO COMMENCEMENT OF WORK AND IS HELD RESPONSIBLE FOR REPORTING ANY DISCREPANCY OR OMISSION TO CAN-TEC SERVICES LTD. IMMEDIATELY.
 THIS DRAWING IS THE EXCLUSIVE PROPERTY OF CAN-TEC SERVICES LTD. AND CAN BE REPRODUCED ONLY WITH THE PERMISSION OF CAN-TEC SERVICES LTD. IN WHICH CASE THE REPRODUCTION MUST BEAR THEIR NAME AS THE ENGINEERING/DRAFTING FIRM.



1948 MAIN STREET, WINNIPEG, MANITOBA Tel: (204) 945-7222 Fax: (204) 947-5717
<http://www.cantecservices.ca/>

SEALED BY:

PROJECT: 212 CHURCHHILL PLACE, GILLAM, MANITOBA

PROJECT TITLE: ENVELOPE RETROFIT ELEVATIONS
 SHEET TITLE: ELEVATIONS

DATE (YY MM DD): JULY 26 2013
 SCALE: AS SHOWN
 DRAWN BY: RS
 CHECKED BY: RS

LOCATION: 212 CHURCHHILL PLACE, GILLAM MANITOBA

CONSTRUCTION

A3.1


REVISION #: 00
 JOB NO.:

13-91-01-10

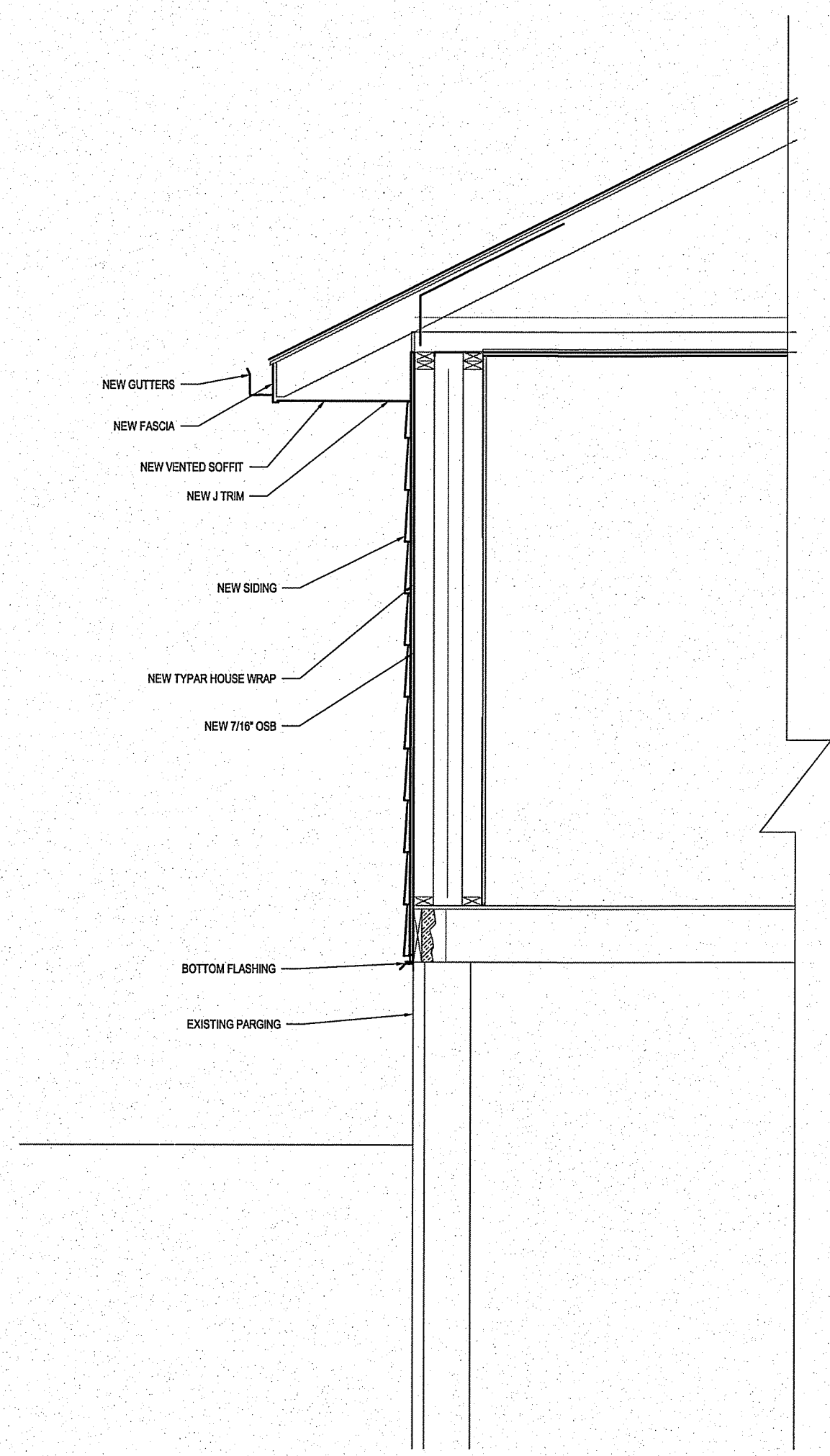
REV. #	REVISION	DATE (YY MM DD)	REV. BY
00	ISSUED FOR CONSTRUCTION	13 07 26	RS

THIS DRAWING MUST NOT BE SCALED.
 THE GENERAL CONTRACTOR SHALL VERIFY ALL DIMENSIONS, DATUMS AND LEVELS PRIOR TO COMMENCEMENT OF WORK AND IS HELD RESPONSIBLE FOR REPORTING ANY DISCREPANCY OR OMISSION TO CAN-TEC SERVICES LTD. IMMEDIATELY.
 THIS DRAWING IS THE EXCLUSIVE PROPERTY OF CAN-TEC SERVICES LTD. AND CAN BE REPRODUCED ONLY WITH THE PERMISSION OF CAN-TEC SERVICES LTD. IN WHICH CASE THE REPRODUCTION MUST BEAR THEIR NAME AS THE ENGINEERING/DRAFTING FIRM.

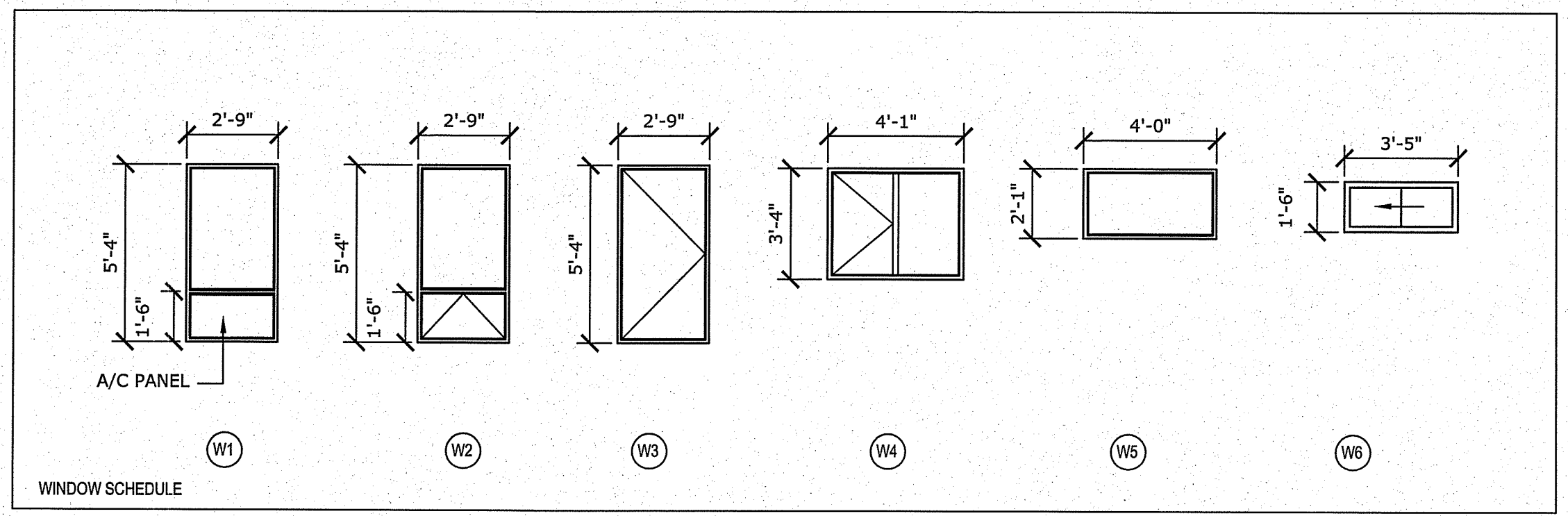
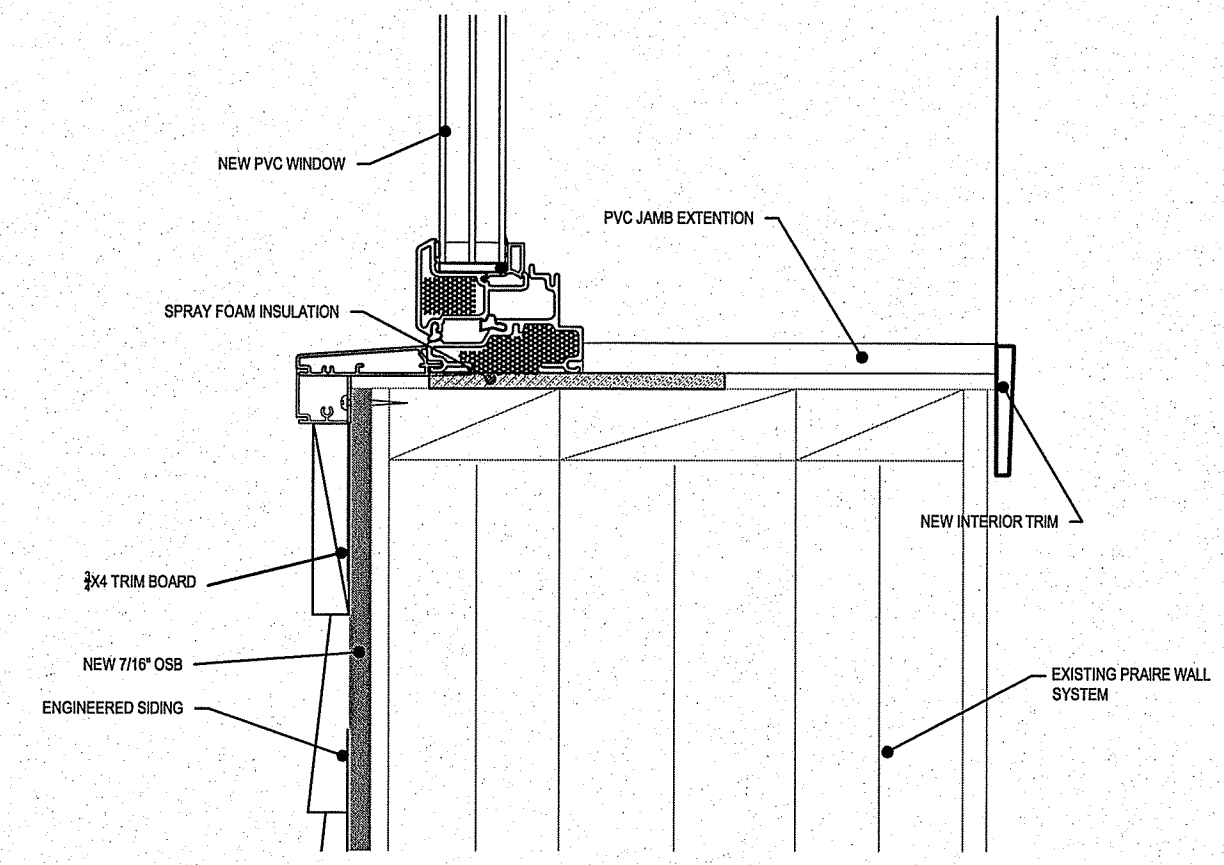
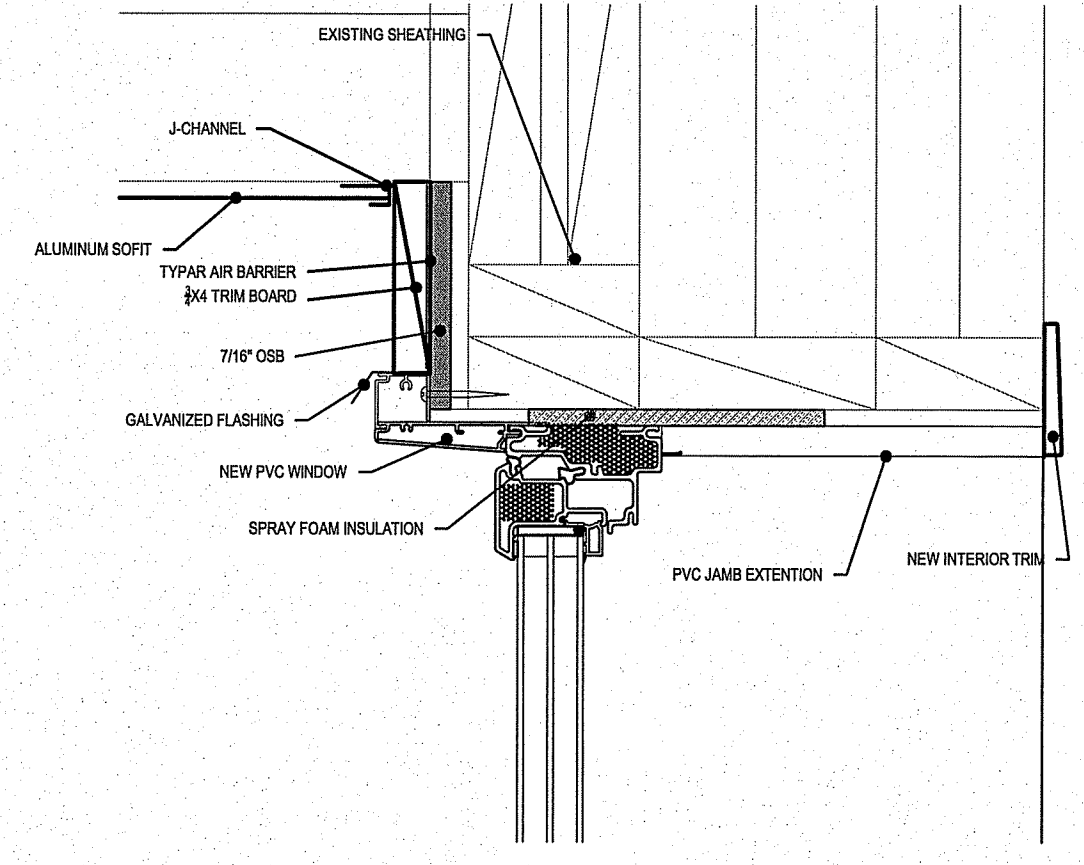
ENGINEERING AND DRAFTING
 1948 MAIN STREET, WINNIPEG, MANITOBA Tel: (204) 943-7222 Fax: (204) 947-5717
<http://www.cantecservices.ca/>



SEALED BY:



1 TYPICAL WALL SECTION
 SCALE: 1/2"=1'-0"



PROJECT: 212 CHURCHILL PLACE, GILLAM, MANITOBA

PROJECT TITLE: ENVELOPE RETROFIT
 SHEET TITLE: DETAILS


DATE (Y/M/DD): JULY 26 2013
 SCALE: AS SHOWN
 DRAWN BY: RS
 CHECKED BY: RS

LOCATION: 212 CHURCHILL PLACE, GILLAM MANITOBA

CONSTRUCTION
A4.0
 REVISION #: 00
 JOB NO.: 13-91-01-10

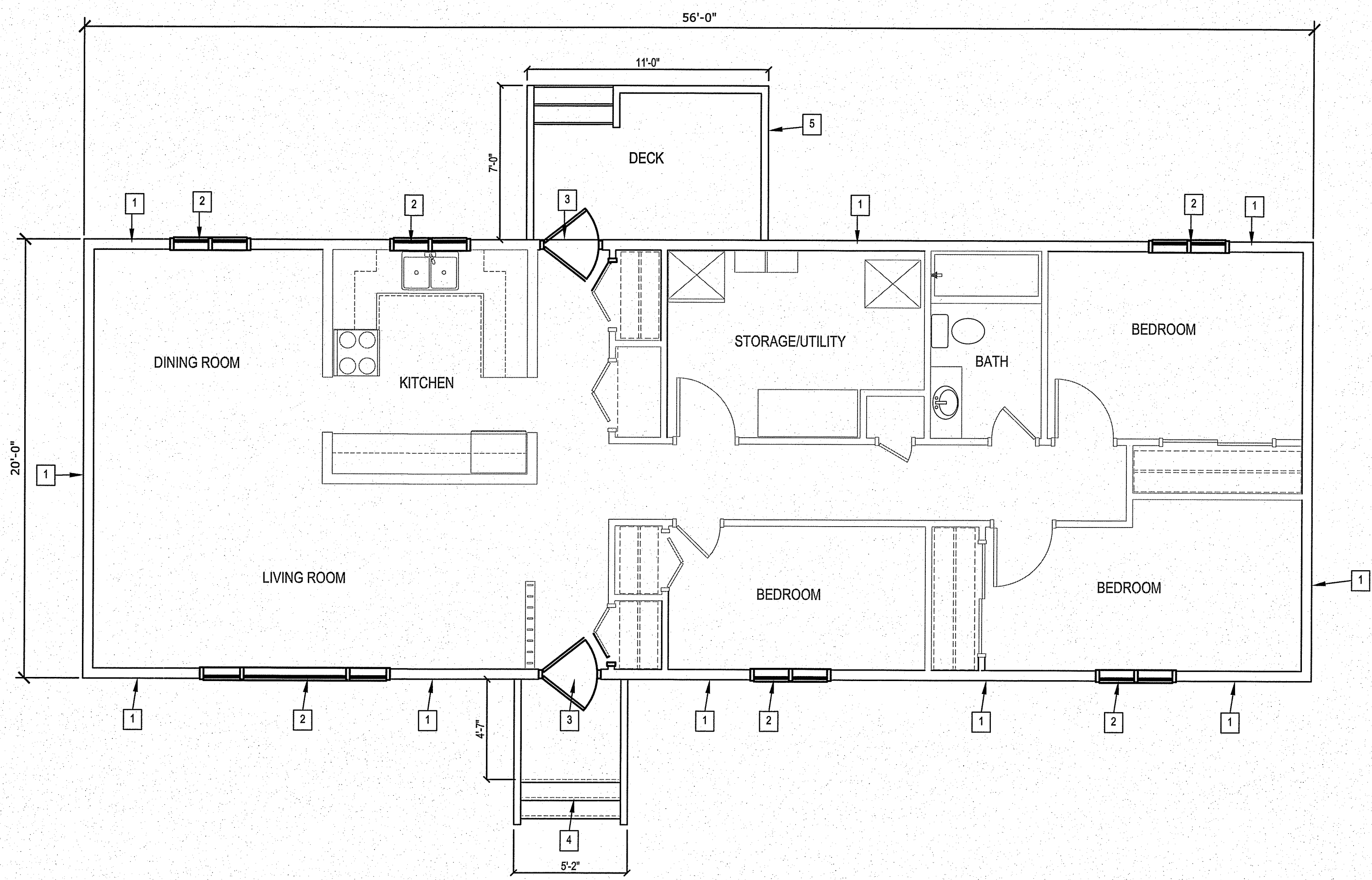
00 ISSUED FOR CONSTRUCTION 13 07 26 RS
 REV. # REVISION DATE (Y/M/DD) REV. BY

THIS DRAWING MUST NOT BE SCALED.
 THE GENERAL CONTRACTOR SHALL VERIFY ALL DIMENSIONS, DATUMS AND LEVELS PRIOR TO COMMENCEMENT OF WORK AND IS HELD RESPONSIBLE FOR REPORTING ANY DISCREPANCY OR OMISSION TO CAN-TEC SERVICES LTD. IMMEDIATELY.
 THIS DRAWING IS THE EXCLUSIVE PROPERTY OF CAN-TEC SERVICES LTD. AND CAN BE REPRODUCED ONLY WITH THE PERMISSION OF CAN-TEC SERVICES LTD. IN WHICH CASE THE REPRODUCTION MUST BEAR THEIR NAME AS THE ENGINEERING/DRAFTING FIRM.



ENGINEERING AND DRAFTING
 1948 MAIN STREET, WINNIPEG, MANITOBA
 Tel: (204) 943-7222 Fax: (204) 947-5717
<http://www.cantecservices.ca/>

SEALED BY:



1 MAIN FLOOR PLAN - DEMOLITION
 A1.0 A1.0 SCALE: 1/4"=1'-0"

- DRAWING NOTES: #
1. REMOVE EXTERIOR SIDING AND BUILDING PAPER
 2. REMOVE EXISTING WINDOWS AND INTERIOR CASINGS.
 3. REMOVE EXISTING DOORS
 4. REMOVE EXISTING FRONT VESTIBULE AND CANOPY
 5. REMOVE REAR DECK

PROJECT: HOUSE #1, SHAMATTAWA, MANITOBA

PROJECT TITLE: ENVELOPE RETROFIT
 SHEET TITLE: MAIN FLOOR DEMOLITION PLAN

DATE (YY MM DD): 13 07 24
 SCALE: AS NOTED
 CHECKED BY: RS
 DRAWN BY: RS

LOCATION: HOUSE NO. 1 SHAMATTAWA, MANITOBA

CONSTRUCTION

A1.0

REVISION #: 00

JOB NO. 13-01-91-10

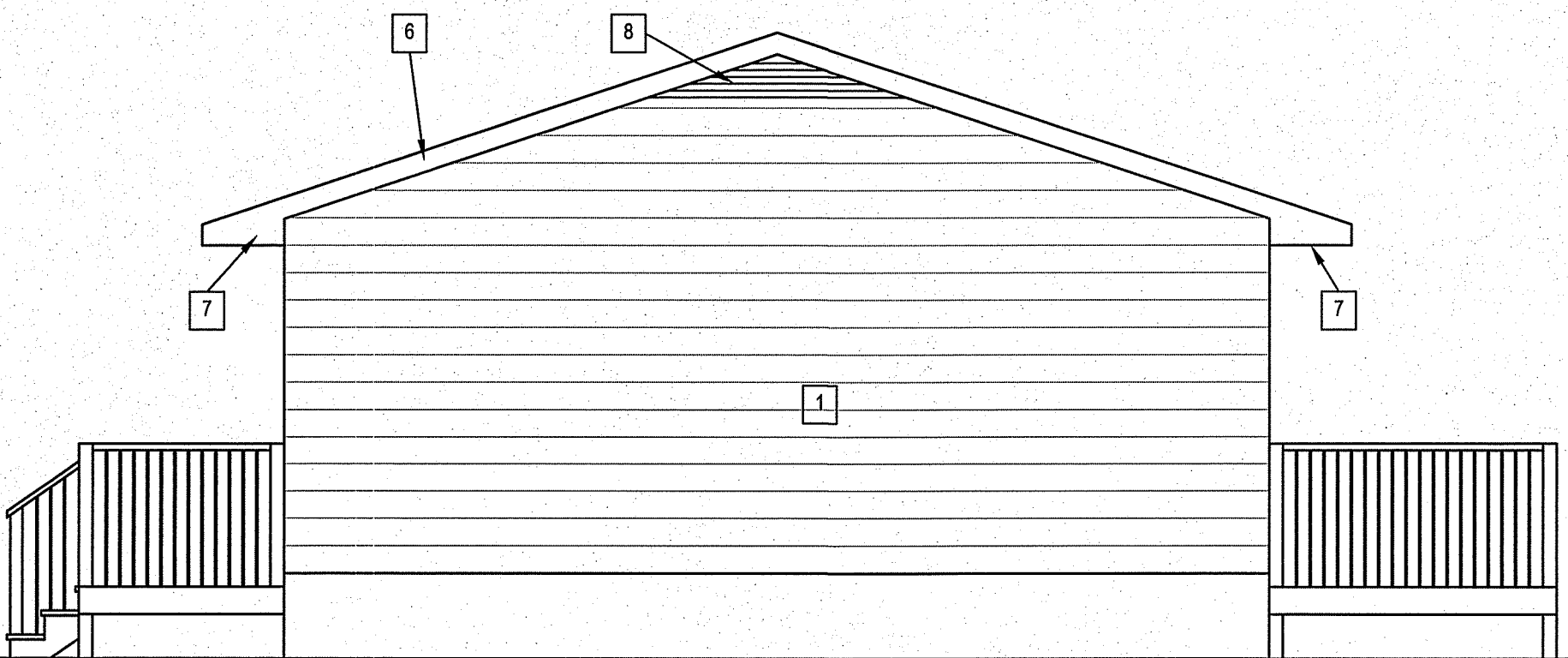
00	ISSUED FOR CONSTRUCTION	13 07 31	RS
REV. #	REVISION	DATE (YY MM DD)	REV. BY



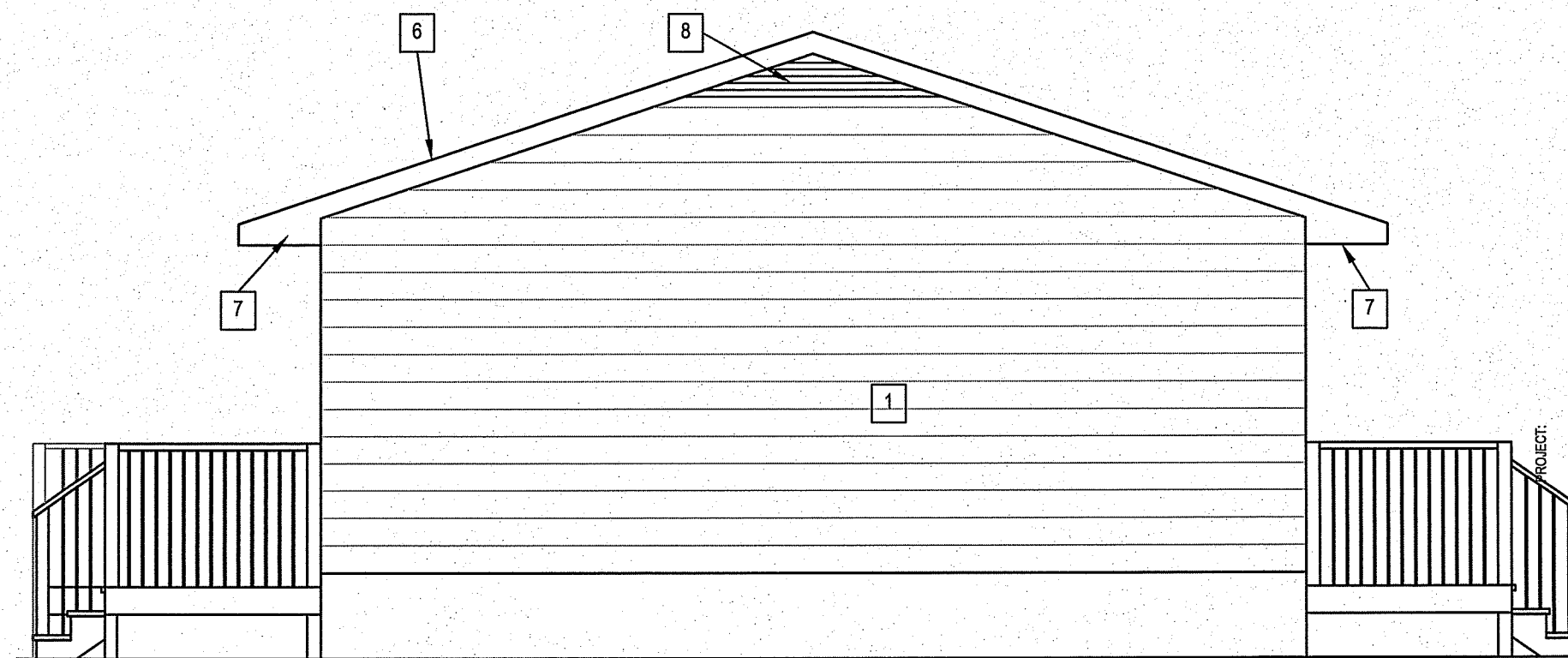
1 FRONT ELEVATION
A1.1 A1.1 SCALE: 1/4"=1'-0"



2 REAR ELEVATION
A1.1 A1.1 SCALE: 1/4"=1'-0"



3 RIGHT ELEVATION
A1.1 A1.1 SCALE: 1/4"=1'-0"



4 LEFT ELEVATION
A1.1 A1.1 SCALE: 1/4"=1'-0"


DRAWING NOTES: #

1. REMOVE EXTERIOR SIDING AND BUILDING PAPER
2. REMOVE EXISTING WINDOWS AND INTERIOR CASINGS.
3. REMOVE EXISTING DOORS
4. REMOVE EXISTING FRONT VESTIBULE AND CANOPY
5. REMOVE REAR DECK
6. REMOVE EXISTING ROOF
7. REMOVE EXISTING EAVESTROUGH, DOWN SPOUTS, SOFFIT AND FASCIA
8. REMOVE EXISTING END GABLE

THIS DRAWING MUST NOT BE SCALED.

THE GENERAL CONTRACTOR SHALL VERIFY ALL DIMENSIONS, DATUMS AND LEVELS PRIOR TO COMMENCEMENT OF WORK AND IS HELD RESPONSIBLE FOR REPORTING ANY DISCREPANCY OR OMISSION TO CAN-TEC SERVICES LTD. IMMEDIATELY.

THIS DRAWING IS THE EXCLUSIVE PROPERTY OF CAN-TEC SERVICES LTD. AND CAN BE REPRODUCED ONLY WITH THE PERMISSION OF CAN-TEC SERVICES LTD. IN WHICH CASE THE REPRODUCTION MUST BEAR THEIR NAME AS THE ENGINEERING/DRAFTING FIRM.



SEALED BY:

ENGINEERING AND DRAFTING
1948 MAIN STREET, WINNIPEG, MANITOBA Tel: (204) 945-7222 Fax: (204) 947-5717
<http://www.cantecservices.ca/>

HOUSE #1, SHAMATTAWA, MANITOBA

PROJECT TITLE
ENVELOPE RETROFIT
SHEET TITLE
MAIN FLOOR DEMOLITION PLAN

DATE (YY MM DD) 13 07 24
SCALE AS NOTED
DRAWN BY RS
CHECKED BY RS

LOCATION
HOUSE NO. 1 SHAMATTAWA, MANITOBA

CONSTRUCTION

A1.1


REVISION #: 00
JOB NO.

13-01-91-10

REV. #	REVISION	DATE (YY MM DD)	REV. BY
00	ISSUED FOR CONSTRUCTION	13 07 31	RS

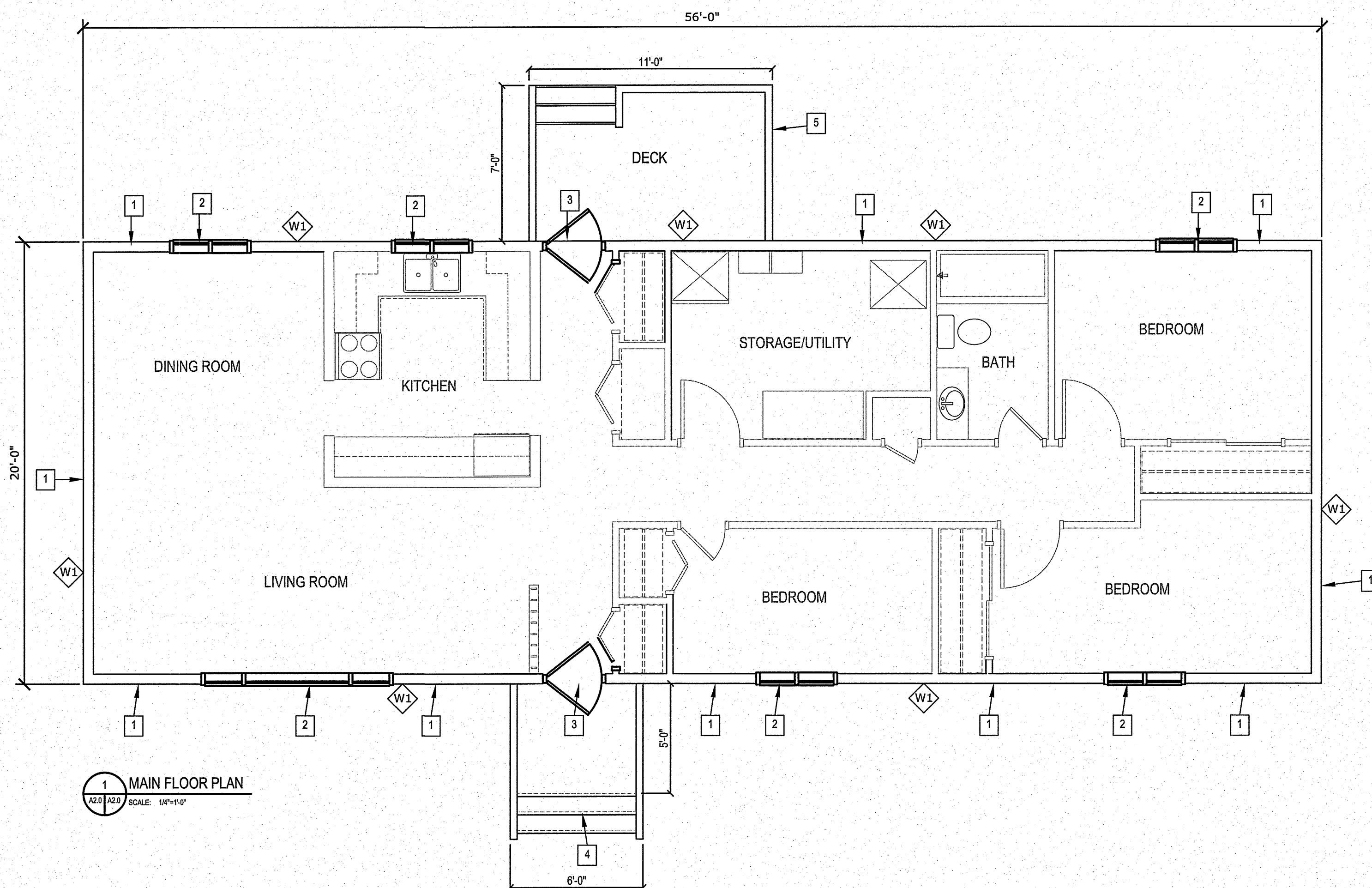
THIS DRAWING MUST NOT BE SCALED.
 THE GENERAL CONTRACTOR SHALL VERIFY ALL DIMENSIONS, DATUMS AND LEVELS PRIOR TO COMMENCEMENT OF WORK AND IS HELD RESPONSIBLE FOR REPORTING ANY DISCREPANCY OR OMISSION TO CAN-TEC SERVICES LTD. IMMEDIATELY.
 THIS DRAWING IS THE EXCLUSIVE PROPERTY OF CAN-TEC SERVICES LTD. AND CAN BE REPRODUCED ONLY WITH THE PERMISSION OF CAN-TEC SERVICES LTD. IN WHICH CASE THE REPRODUCTION MUST BEAR THEIR NAME AS THE ENGINEERING/DRAFTING FIRM.

http://www.can-tecservices.ca/



ENGINEERING AND DRAFTING
 1948 MAIN STREET, WINNIPEG, MANITOBA
 Tel: (204) 945-7222 Fax: (204) 947-5717

SEALED BY:



1 MAIN FLOOR PLAN
 A2.0 A2.0 SCALE: 1/4"=1'-0"

DRAWING NOTES: #

1. INSTALL NEW EXTERIOR SIDING AND RIGID INSULATION SEE DETAIL
2. INSTALL NEW WINDOW
3. INSTALL NEW DOORS
4. INSTALL NEW COVERED VESTIBULE - SEE DETAIL 03 SHEET A4.1
5. INSTALL NEW DECK - SEE DETAIL - 05 SHEET A4.0

WALL TYPES

EXTERIOR WALL:

- W1 NEW ENGINEERED WOOD SIDING
- NEW TYPAR AIR BARRIER
- NEW 7/16" OSB SHEATHING
- NEW 2" RIGID INSULATION TYPE 4
- NEW Z-GIRTS
- NEW 7/16" OSB SHEATHING
- EXISTING SHEATHING
- EXISTING BATT INSULATION
- EXISTING 2X6 WALL STUDS
- EXISTING DRYWALL

PROJECT: HOUSE #1, SHAMATTAWA, MANITOBA

PROJECT TITLE: ENVELOPE RETROFIT
 SHEET TITLE: MAIN FLOOR PLAN

DATE (YY MM DD): 13 07 24
 SCALE: AS NOTED
 DRAWN BY: RS
 CHECKED BY: RS

LOCATION: HOUSE NO. 1 SHAMATTAWA, MANITOBA

CONSTRUCTION

A2.0

REVISION #: 00

JOB NO.


13-01-91-10

REV. #	REVISION	DATE (YY MM DD)	REV. BY
00	ISSUED FOR CONSTRUCTION	13 07 31	RS

THIS DRAWING MUST NOT BE SCALED.
 THE GENERAL CONTRACTOR SHALL VERIFY ALL DIMENSIONS, DATUMS AND LEVELS PRIOR TO COMMENCEMENT OF WORK AND IS HELD RESPONSIBLE FOR REPORTING ANY DISCREPANCY OR OMISSION TO CAN-TEC SERVICES LTD. IMMEDIATELY.

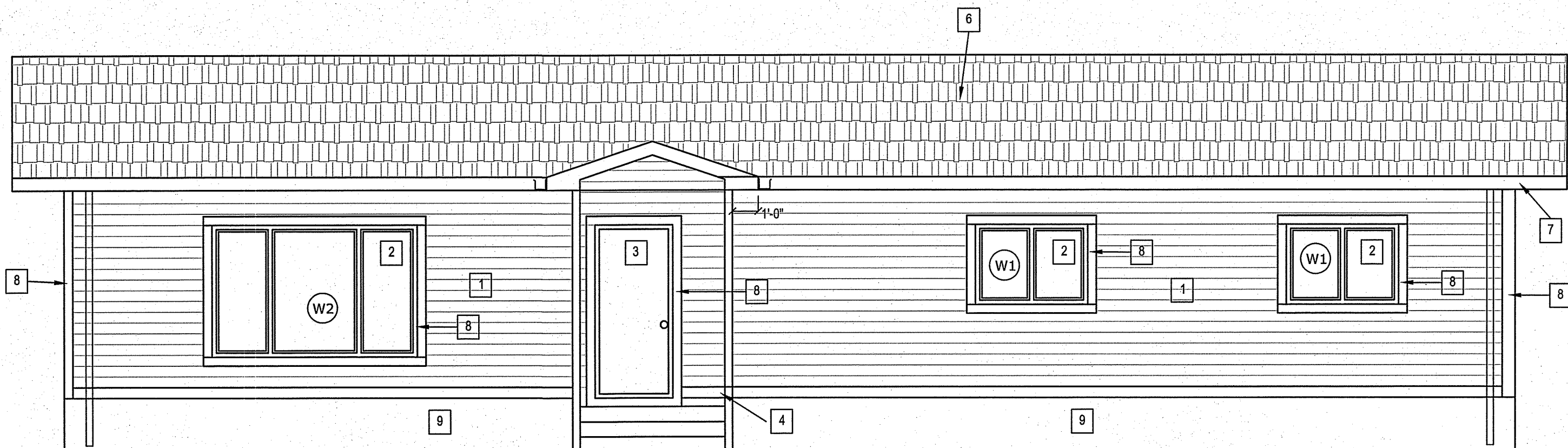
THIS DRAWING IS THE EXCLUSIVE PROPERTY OF CAN-TEC SERVICES LTD. AND CAN BE REPRODUCED ONLY WITH THE PERMISSION OF CAN-TEC SERVICES LTD. IN WHICH CASE THE REPRODUCTION MUST BEAR THEIR NAME AS THE ENGINEERING/DRAFTING FIRM.

http://www.cantecservices.ca/

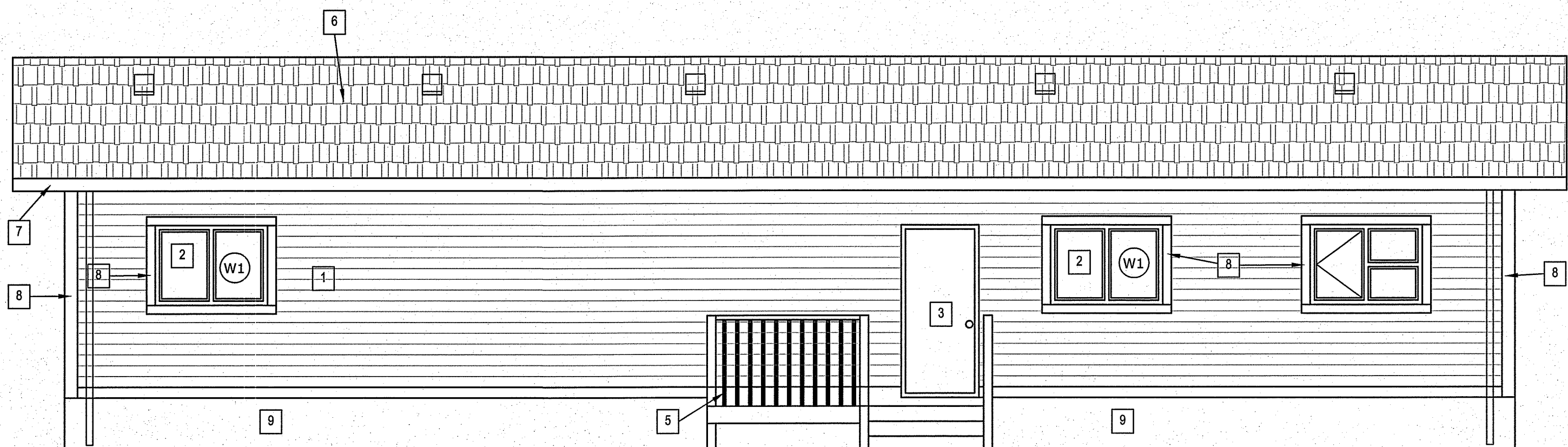


ENGINEERING AND DRAFTING
 1948 MAIN STREET, WINNIPEG, MANITOBA
 Tel: (204) 943-7222 Fax: (204) 947-5717

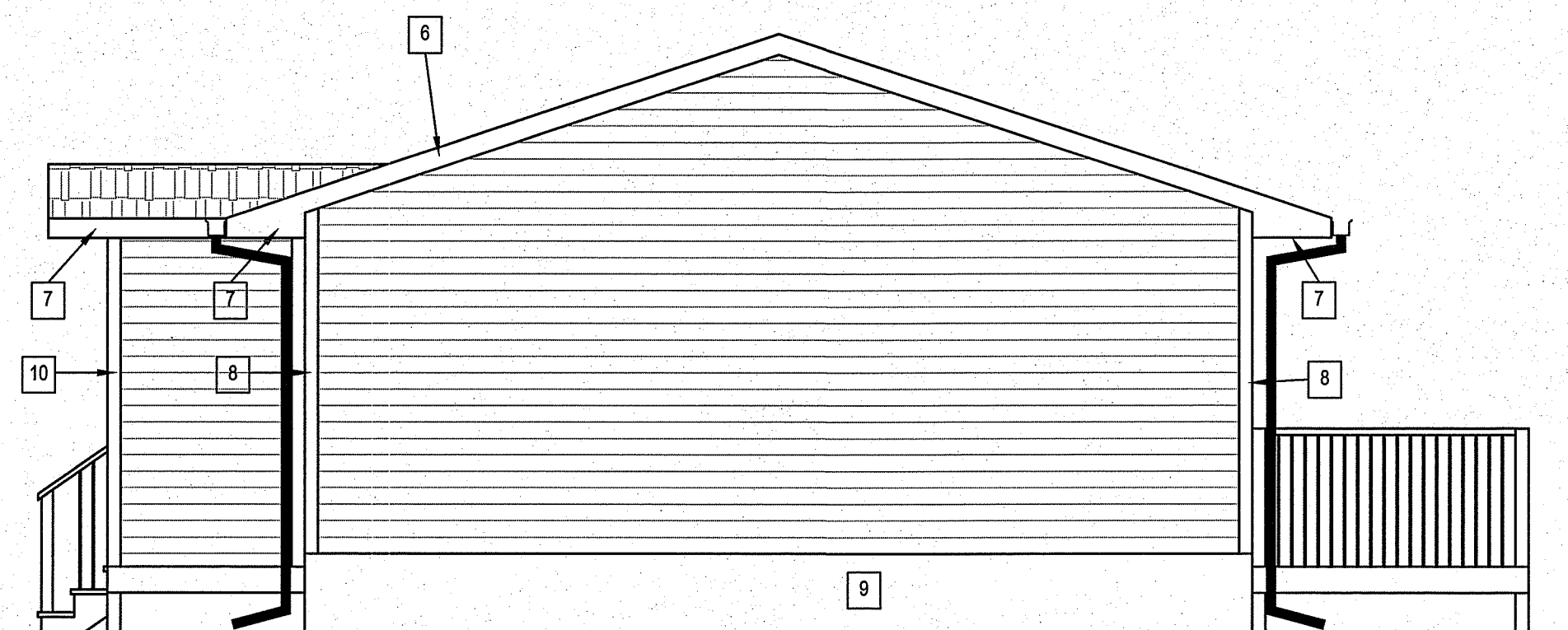
SEALED BY:



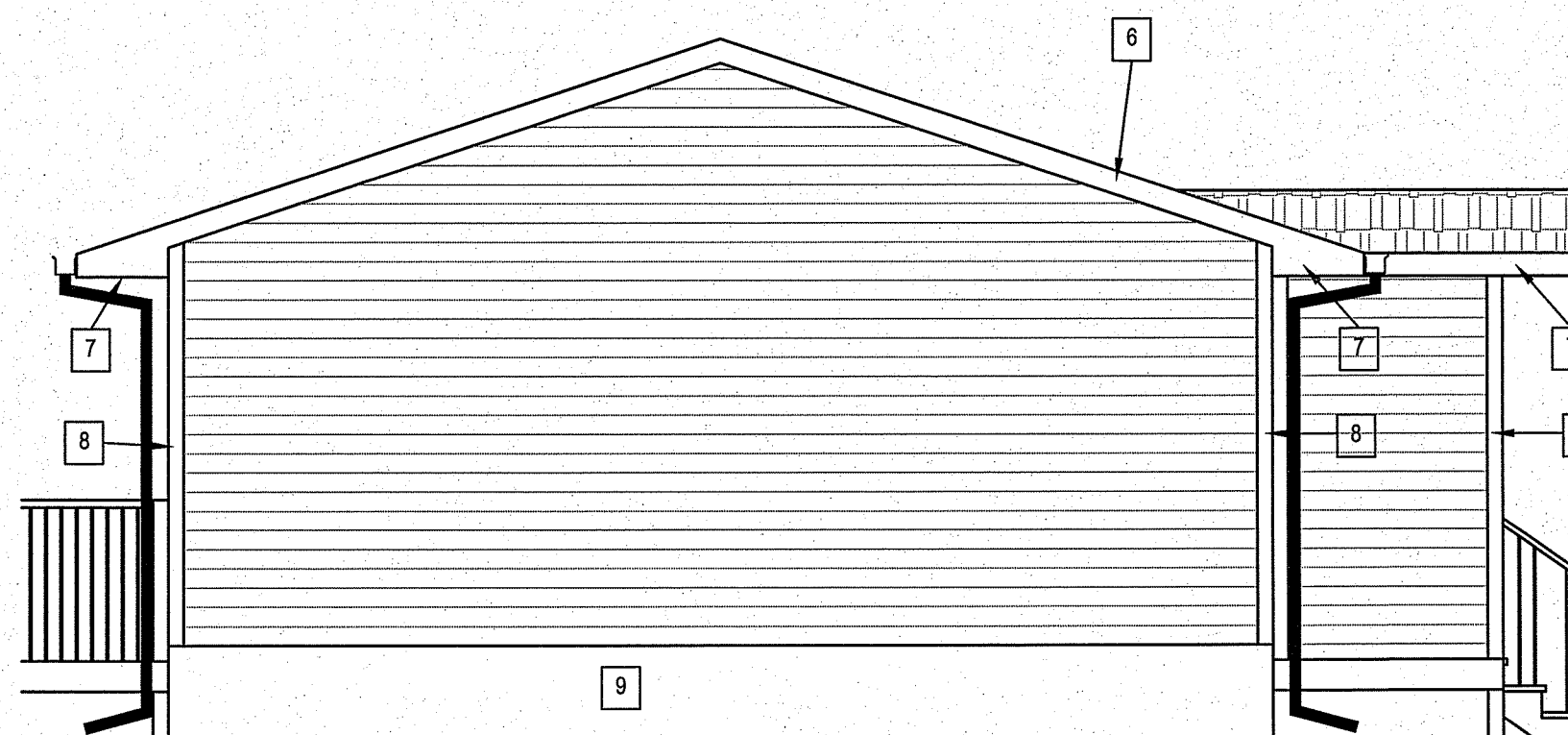
1 FRONT ELEVATION
 A3.0 A3.0 SCALE: 1/4"=1'-0"



2 REAR ELEVATION
 A3.0 A3.0 SCALE: 1/4"=1'-0"



3 RIGHT ELEVATION
 A3.0 A3.0 SCALE: 1/4"=1'-0"



4 LEFT ELEVATION
 A3.0 A3.0 SCALE: 1/4"=1'-0"

DRAWING NOTES: #

1. INSTALL NEW EXTERIOR SIDING AND INSULATION
2. INSTALL NEW WINDOWS
3. INSTALL NEW DOORS AND STORM DOOR
4. INSTALL NEW FRONT VESTIBULE AND CANOPY
5. INSTALL NEW REAR DECK
6. INSTALL NEW ROOF AND VENTS
7. INSTALL NEW EAVESTROUGH, DOWN SPOUTS, SOFFIT AND FASCIA
8. 4" TRIM BOARD
9. PAINT EXISTING TREATED TRIM BOARD
10. WRAP CORNER OF VESTIBULE WITH TRIM BOARD

GENERAL NOTE:

1. ALL EXTERIOR LIGHTS TO BE REMOVED AND REPLACED WITH NEW
2. EXTEND ALL O.S. SERVICES AS REQUIRED (HOSE BIBS, PLUGS, VENTS ETC.)

PROJECT: HOUSE #1, SHAMATTAWA, MANITOBA

PROJECT TITLE: ENVELOPE RETROFIT
 SHEET TITLE: ELEVATIONS

DATE (YY MM DD): 13 07 24
 SCALE: AS NOTED
 CHECKED BY: RS
 DRAWN BY: RS

LOCATION: HOUSE NO. 1 SHAMATTAWA, MANITOBA

CONSTRUCTION

A3.0


REVISION #: 00

JOB NO. 13-01-91-10

00 ISSUED FOR CONSTRUCTION 13 07 31 RS
 REV.# REVISION DATE (YY MM DD) REV. BY

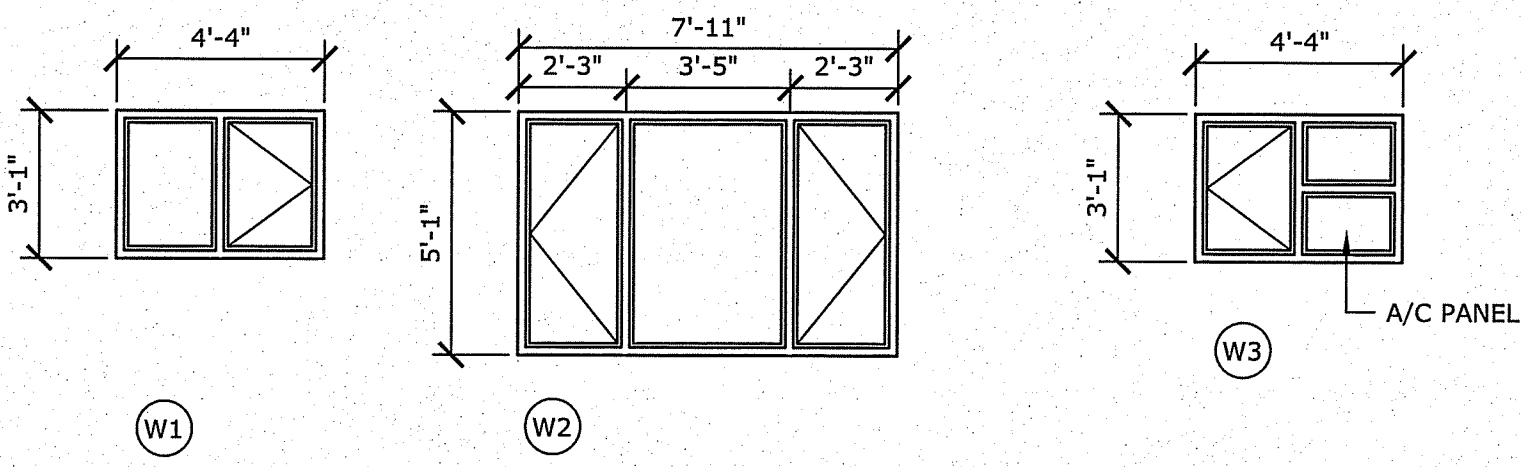
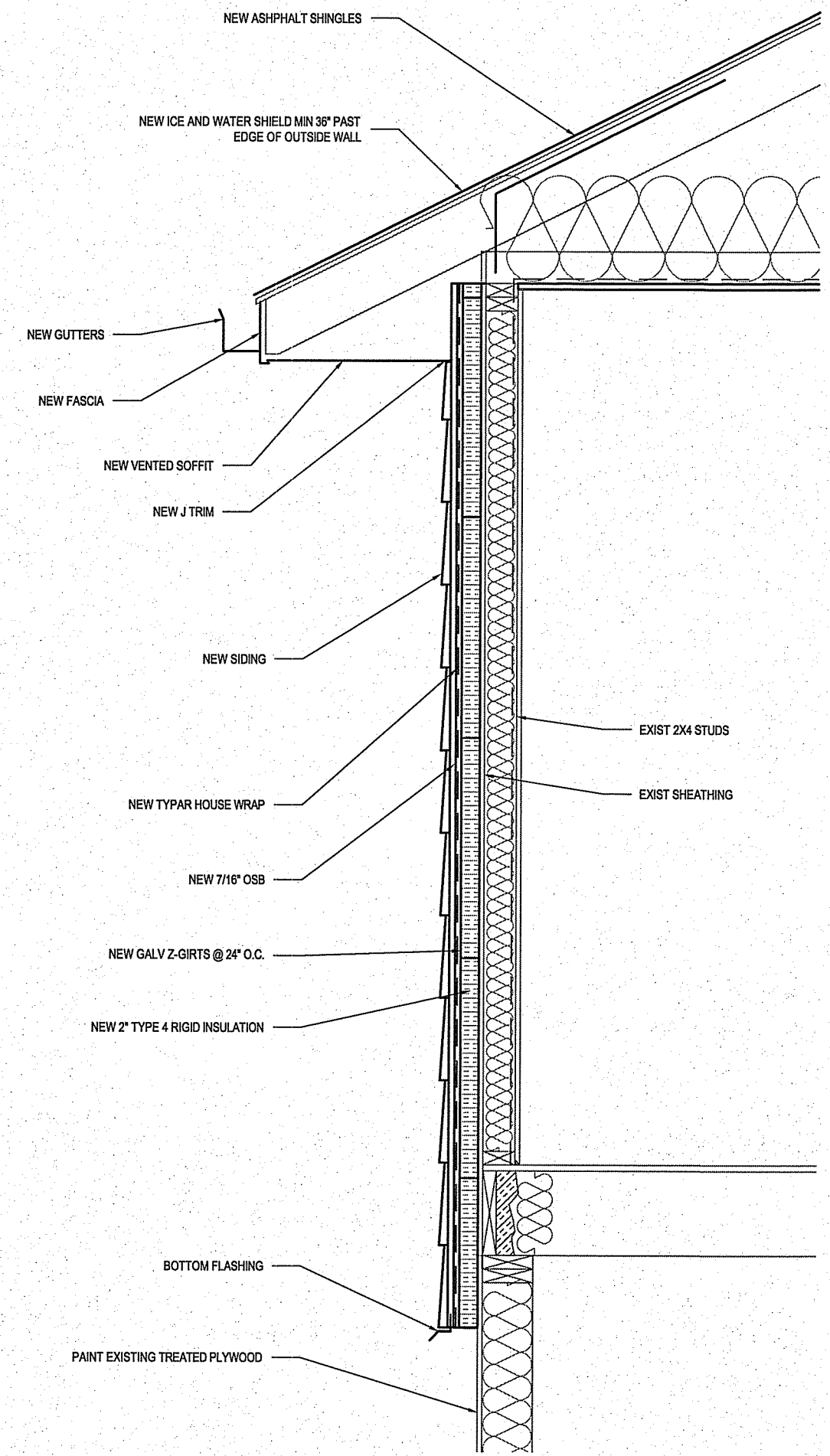
THIS DRAWING MUST NOT BE SCALED.
 THE GENERAL CONTRACTOR SHALL VERIFY ALL DIMENSIONS, DATUMS AND LEVELS PRIOR TO COMMENCEMENT OF WORK AND IS HELD RESPONSIBLE FOR REPORTING ANY DISCREPANCY OR OMISSION TO CAN-TEC SERVICES LTD. IMMEDIATELY.
 THIS DRAWING IS THE EXCLUSIVE PROPERTY OF CAN-TEC SERVICES LTD. AND CAN BE REPRODUCED ONLY WITH THE PERMISSION OF CAN-TEC SERVICES LTD. IN WHICH CASE THE REPRODUCTION MUST BEAR THEIR NAME AS THE ENGINEERING/DRAFTING FIRM.

http://www.cantecservices.ca/

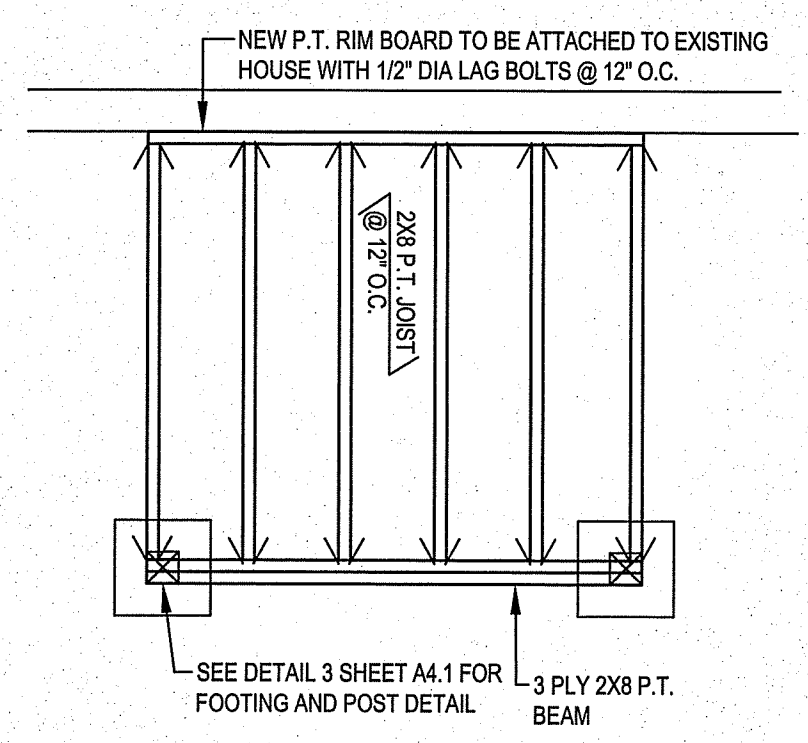


ENGINEERING AND DRAFTING
 1948 MAIN STREET, WINNIPEG, MANITOBA
 Tel: (204) 943-7222 Fax: (204) 947-5717

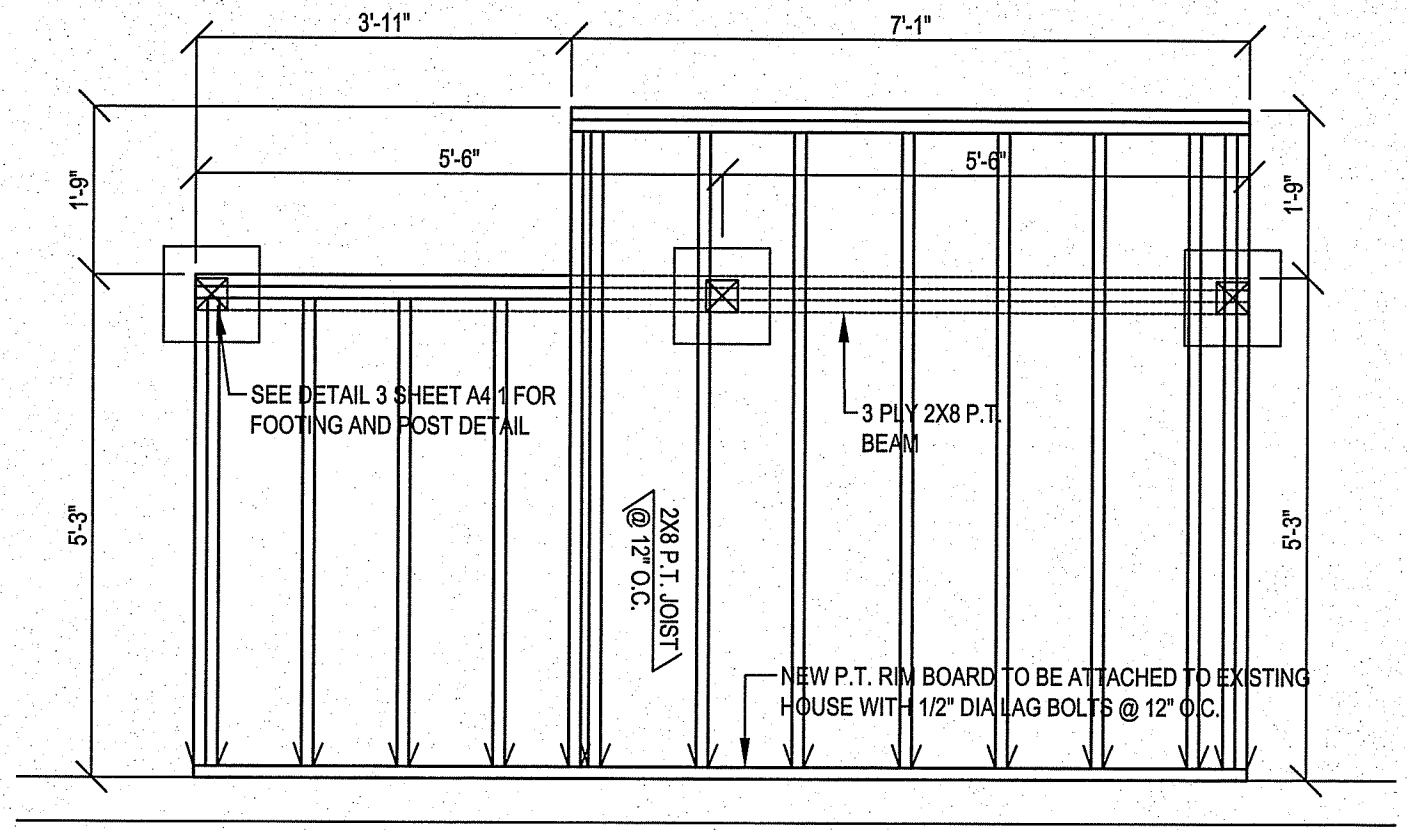
SEALED BY:



WALL SCHEDULE

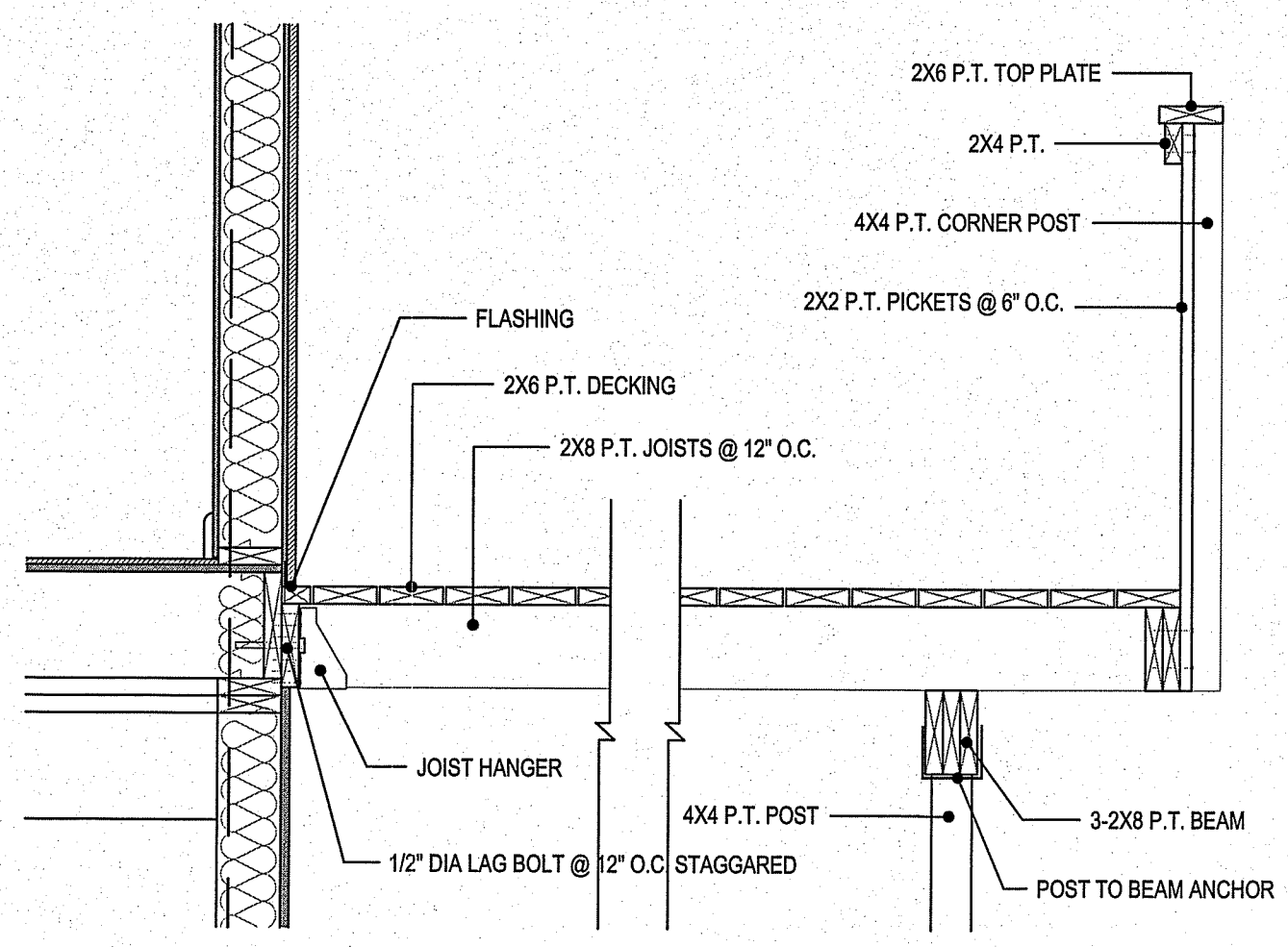


3 VESTIBULE JOIST PLAN
 SCALE: 1/2"=1'-0"

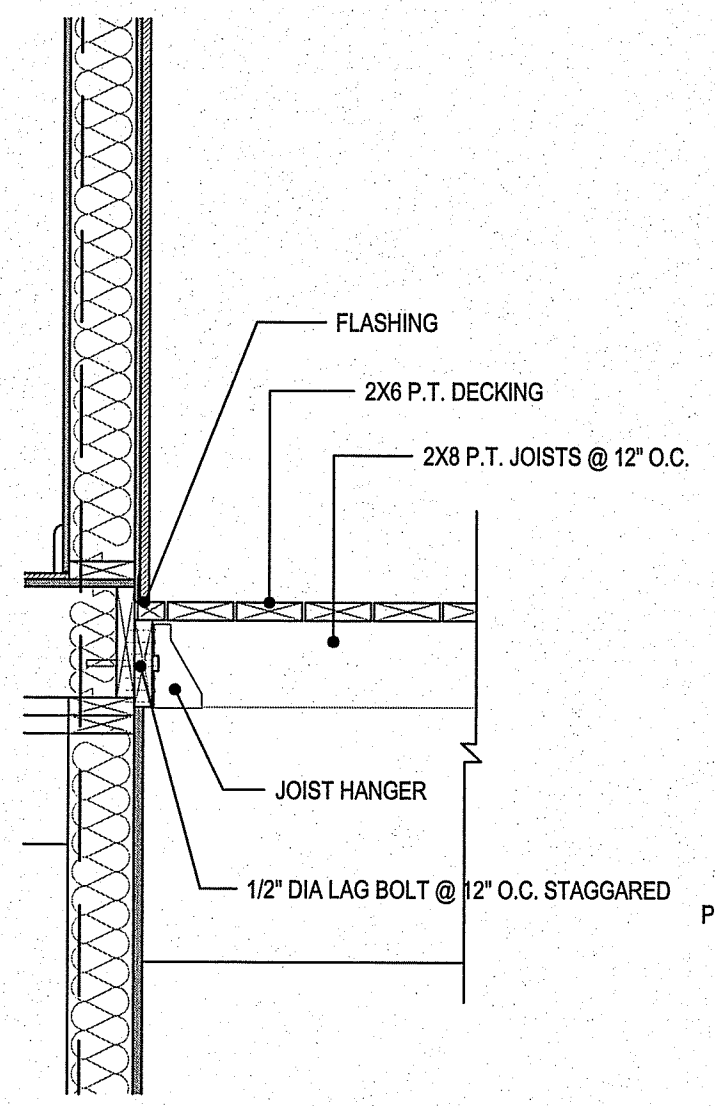


4 DECK JOIST PLAN
 SCALE: 1/2"=1'-0"

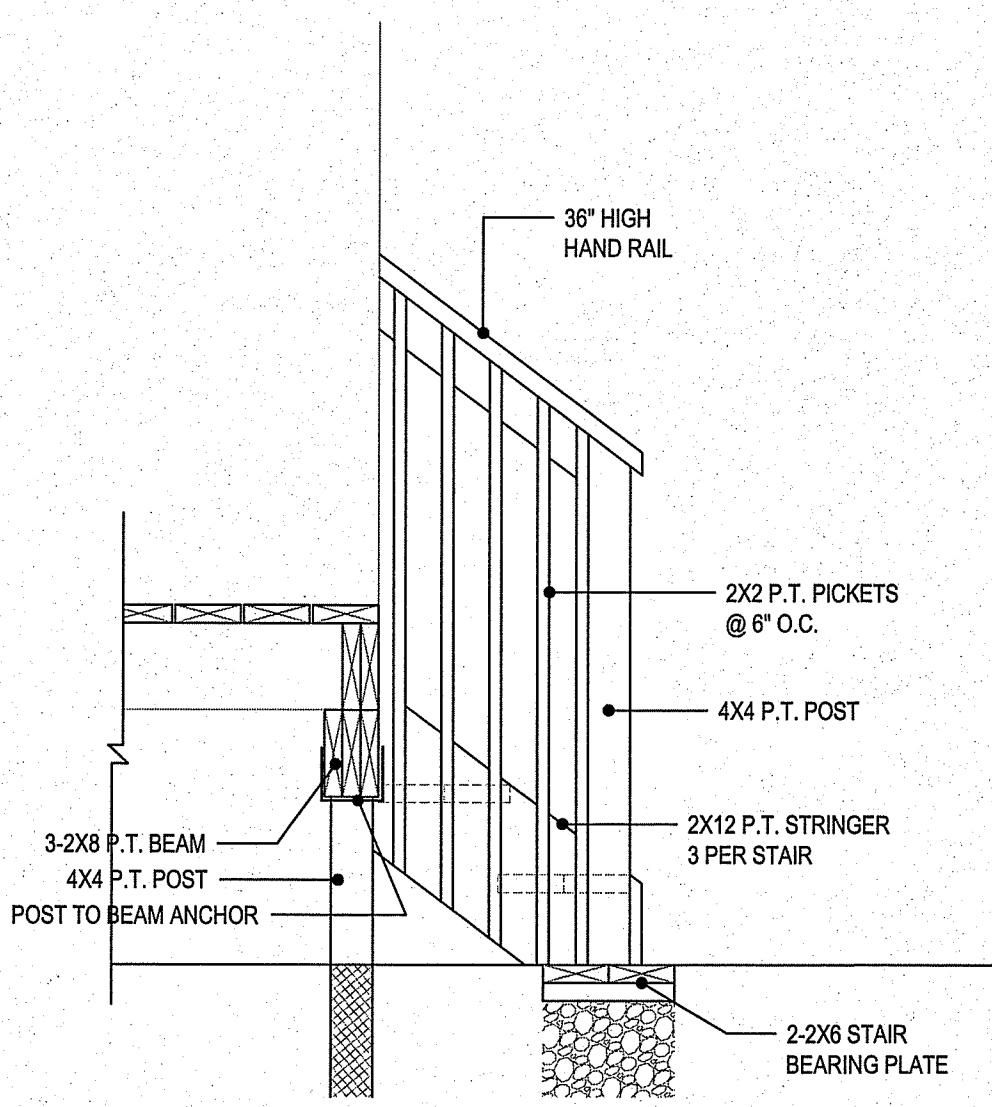
1 WALL SECTION
 SCALE: 3/4"=1'-0"



5 DECK SECTION
 SCALE: 3/4"=1'-0"



6 VESTIBULE SECTION DETAIL
 SCALE: 3/4"=1'-0"



PROJECT: HOUSE #1, SHAMATTAWA, MANITOBA

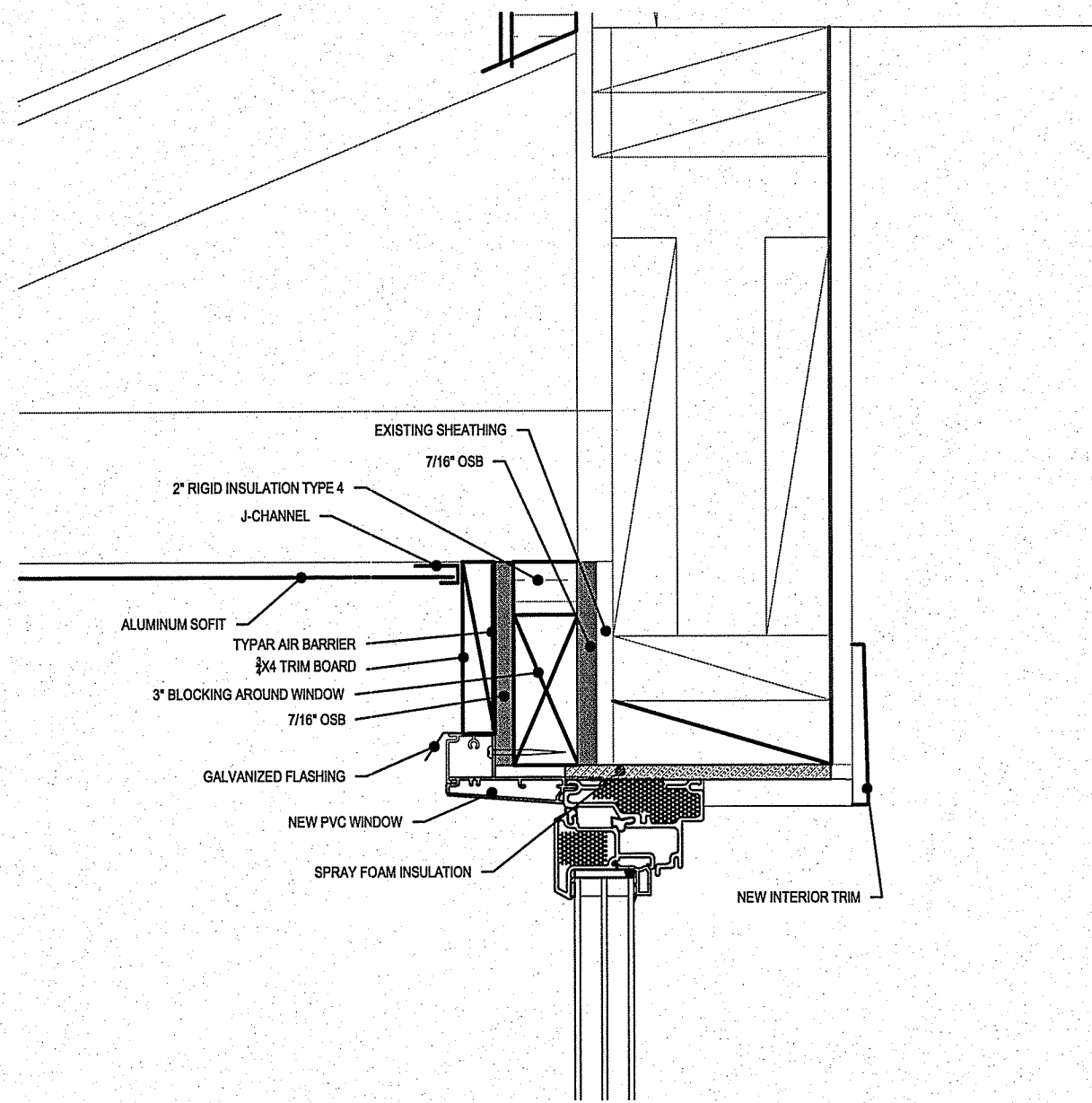
PROJECT TITLE: ENVELOPE RETROFIT
 SHEET TITLE: DETAILS

DATE (YY MM DD): 13 07 24
 SCALE: AS NOTED
 DRAWN BY: RS
 CHECKED BY: RS

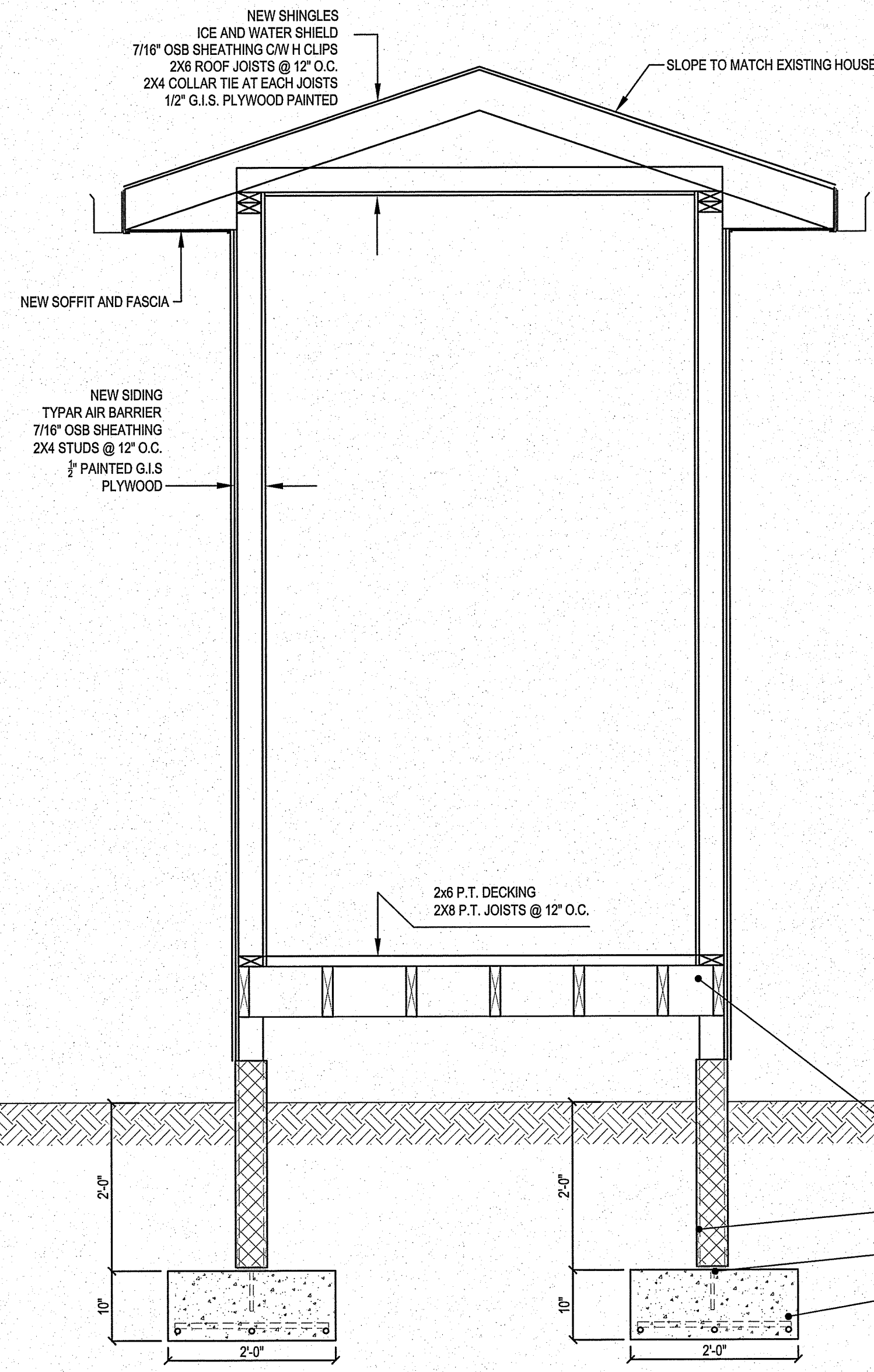
LOCATION: HOUSE NO. 1 SHAMATTAWA, MANITOBA

CONSTRUCTION
A4.0
 REVISION #: 00
 JOB NO.: 13-01-91-10

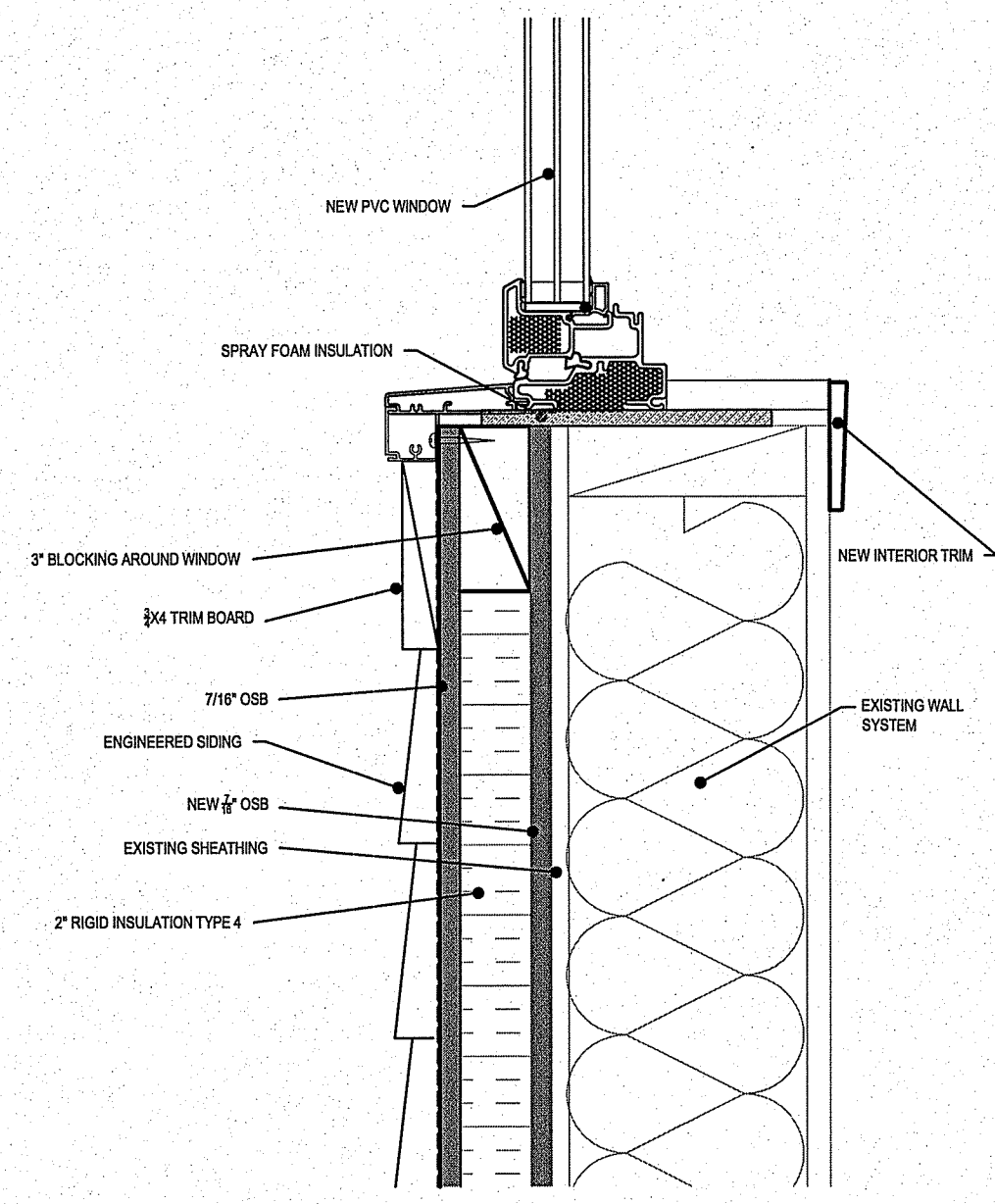
00 ISSUED FOR CONSTRUCTION 13 07 31 RS
 REV. # REVISION DATE (YY MM DD) REV. BY



1 WINDOW HEAD DETAIL
A4.1 A4.1 SCALE: 3/4"=1'-0"




3 FRONT PORCH DETAIL
A4.1 A4.1 SCALE: 1/4"=1'-0"



2 WINDOW SILL DETAIL
A4.1 A4.1 SCALE: 3/4"=1'-0"

THIS DRAWING MUST NOT BE SCALED.
THE GENERAL CONTRACTOR SHALL VERIFY ALL DIMENSIONS, DATUMS AND LEVELS PRIOR TO COMMENCEMENT OF WORK AND IS HELD RESPONSIBLE FOR REPORTING ANY DISCREPANCY OR OMISSION TO CAN-TEC SERVICES LTD. IMMEDIATELY.
THIS DRAWING IS THE EXCLUSIVE PROPERTY OF CAN-TEC SERVICES LTD. AND CAN BE REPRODUCED ONLY WITH THE PERMISSION OF CAN-TEC SERVICES LTD. IN WHICH CASE THE REPRODUCTION MUST BEAR THEIR NAME AS THE ENGINEERING/DRAFTING FIRM.



1948 MAIN STREET, WINNIPEG, MANITOBA Tel: (204) 943-7222 Fax: (204) 947-5717 http://www.cantecservices.ca/

PROJECT: HOUSE #1, SHAMATTAWA, MANITOBA

PROJECT TITLE: ENVELOPE RETROFIT DETAILS

CHECKED BY: RS
DRAWN BY: RS

DATE (YY MM DD): 13 07 24
SCALE: AS NOTED

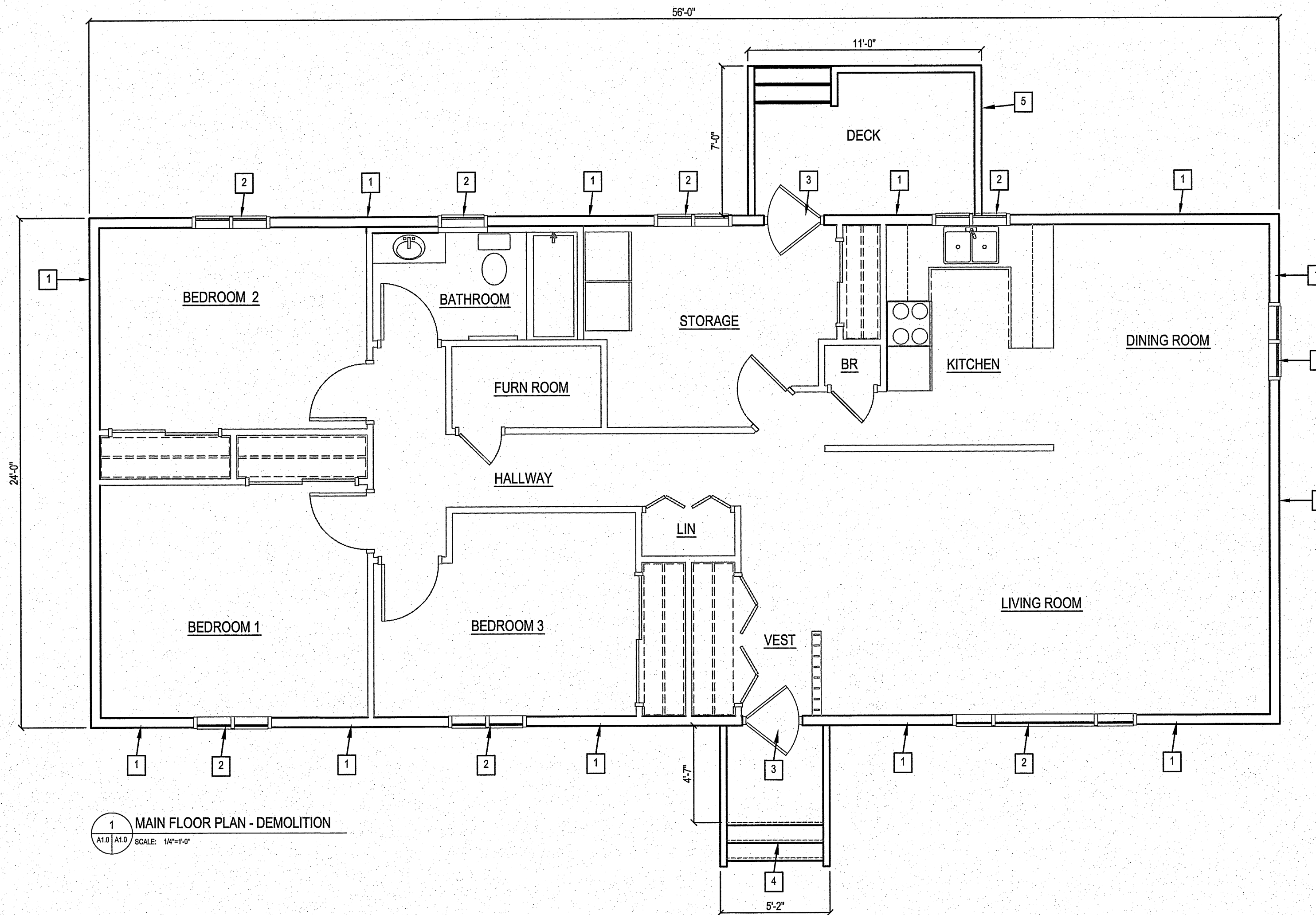
LOCATION: HOUSE NO. 1 SHAMATTAWA, MANITOBA

CONSTRUCTION
A4.1

REVISION #: 00

JOB NO. 13-01-91-10


00 ISSUED FOR CONSTRUCTION 13 07 31 RS
REV. # REVISION DATE (YY MM DD) REV. BY



1 MAIN FLOOR PLAN - DEMOLITION
 A1.0 A1.0 SCALE: 1/4"=1'-0"

- DRAWING NOTES: #
1. REMOVE EXTERIOR SIDING AND BUILDING PAPER
 2. REMOVE EXISTING WINDOWS AND INTERIOR CASINGS.
 3. REMOVE EXISTING DOORS
 4. REMOVE EXISTING FRONT VESTIBULE AND CANOPY
 5. REMOVE REAR DECK

THIS DRAWING MUST NOT BE SCALED.
 THE GENERAL CONTRACTOR SHALL VERIFY ALL DIMENSIONS, DATUMS AND LEVELS PRIOR TO COMMENCEMENT OF WORK AND IS HELD RESPONSIBLE FOR REPORTING ANY DISCREPANCY OR OMISSION TO CAN-TEC SERVICES LTD. IMMEDIATELY.
 THIS DRAWING IS THE EXCLUSIVE PROPERTY OF CAN-TEC SERVICES LTD. AND CAN BE REPRODUCED ONLY WITH THE PERMISSION OF CAN-TEC SERVICES LTD. IN WHICH CASE THE REPRODUCTION MUST BEAR THEIR NAME AS THE ENGINEERING/DRAFTING FIRM.



ENGINEERING AND DRAFTING
 1948 MAIN STREET, WINNIPEG, MANITOBA Tel: (204) 943-7222 Fax: (204) 947-5717
<http://www.canteccservices.ca/>

PROJECT: HOUSE #2, SHAMATTAWA, MANITOBA

PROJECT TITLE: ENVELOPE RETROFIT
 SHEET TITLE: MAIN FLOOR PLAN - DEMOLITION

DATE (YY MM DD): 13 07 24
 SCALE: AS SHOWN
 DRAWN BY: Z.L.
 CHECKED BY: R.S.

LOCATION: HOUSE NO. 2 SHAMATTAWA, MANITOBA

CONSTRUCTION
A1.0


REVISION #: 00
 JOB NO.:

13-91-01-10

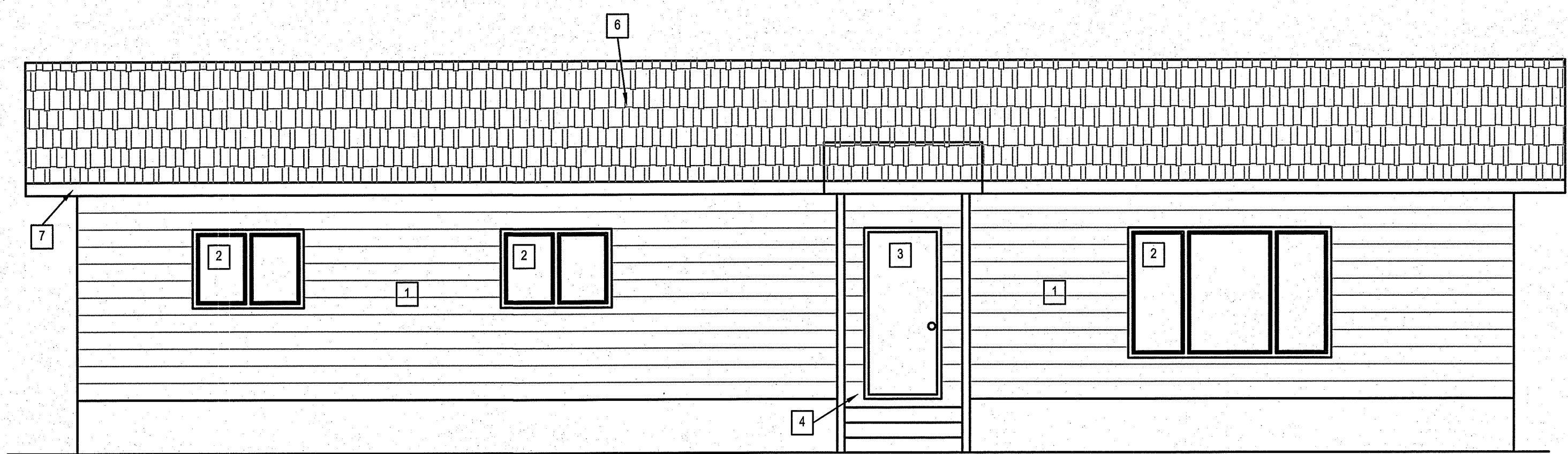
00	ISSUED FOR CONSTRUCTION	13 07 31	RS
REV.#	REVISION	DATE (YY MM DD)	REV. BY

THIS DRAWING MUST NOT BE SCALED.
 THE GENERAL CONTRACTOR SHALL VERIFY ALL DIMENSIONS, DATUMS AND LEVELS PRIOR TO COMMENCEMENT OF WORK AND IS HELD RESPONSIBLE FOR REPORTING ANY DISCREPANCY OR OMISSION TO CAN-TEC SERVICES LTD. IMMEDIATELY.
 THIS DRAWING IS THE EXCLUSIVE PROPERTY OF CAN-TEC SERVICES LTD. AND CAN BE REPRODUCED ONLY WITH THE PERMISSION OF CAN-TEC SERVICES LTD. IN WHICH CASE THE REPRODUCTION MUST BEAR THEIR NAME AS THE ENGINEERING/DRAFTING FIRM.

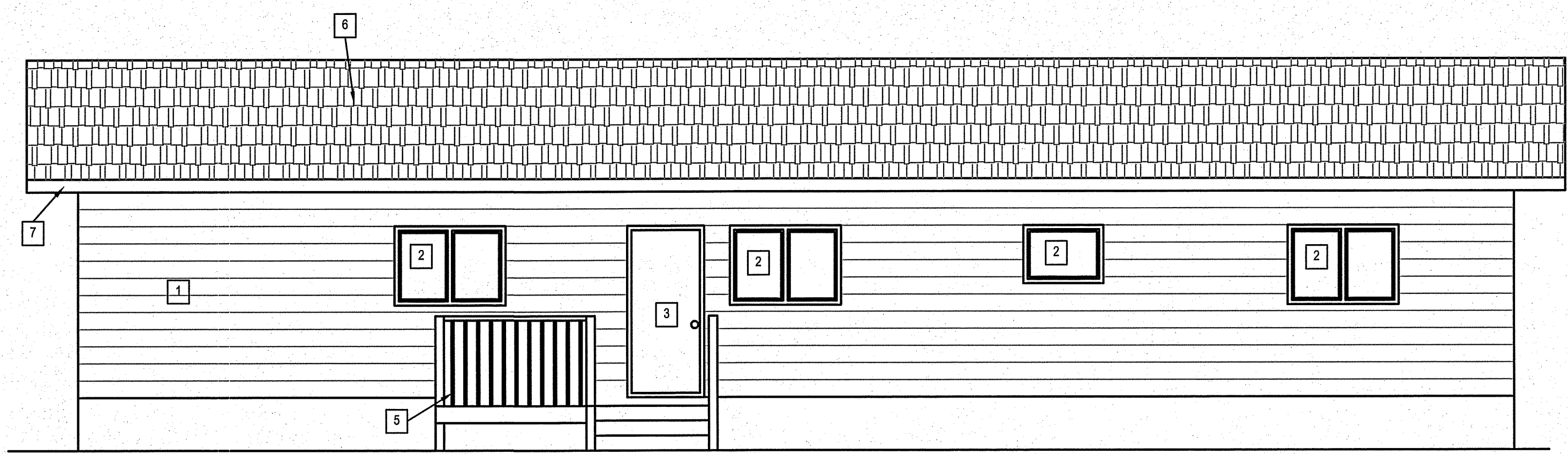
http://www.cantecservices.ca/
 ENGINEERING AND DRAFTING
 1948 MAIN STREET, WINNIPEG, MANITOBA Tel: (204) 945-7222 Fax: (204) 947-5717



SEALED BY:

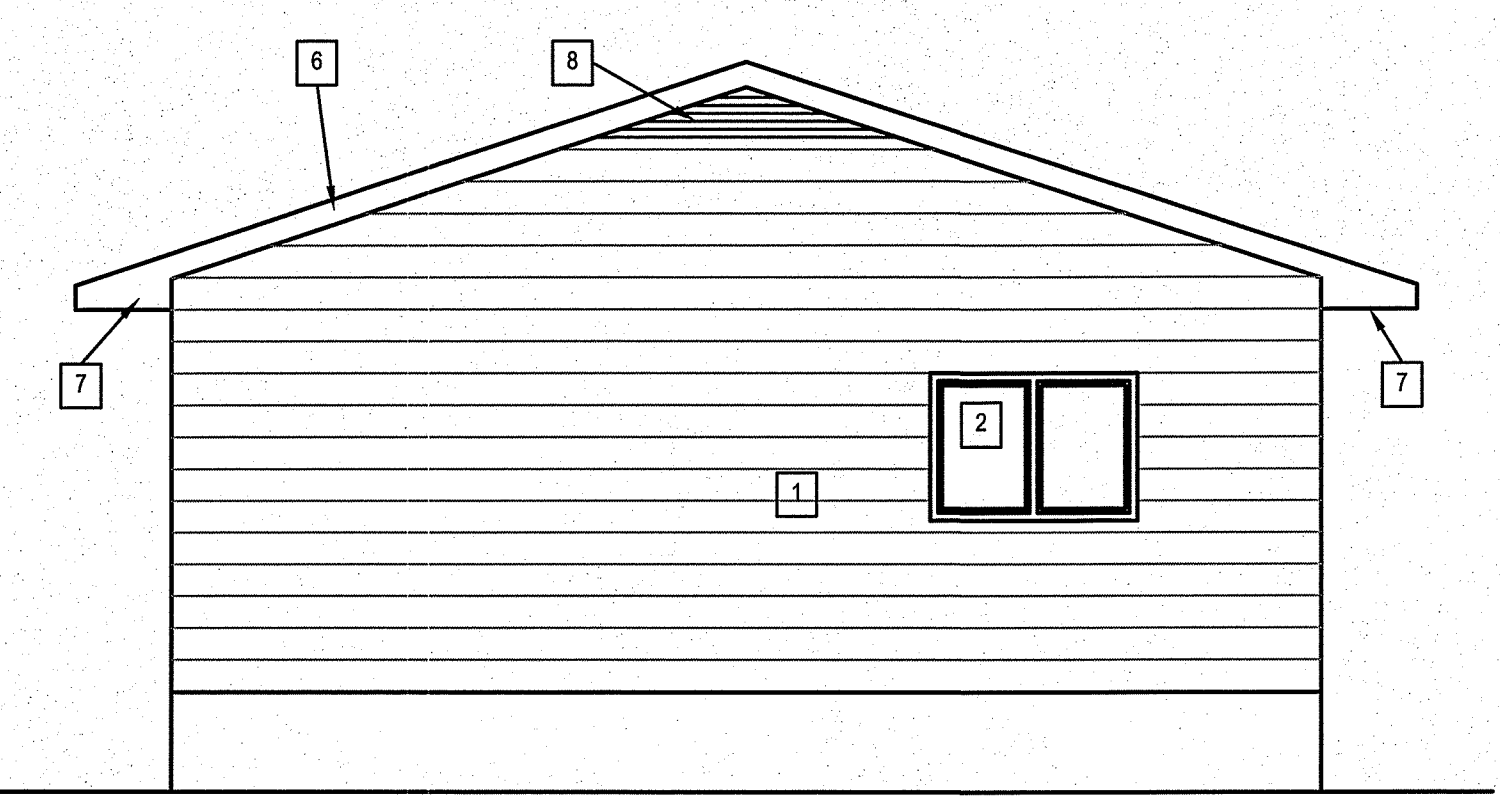


1 FRONT ELEVATION
 A1.1 | A1.1 | SCALE: 1/4"=1'-0"

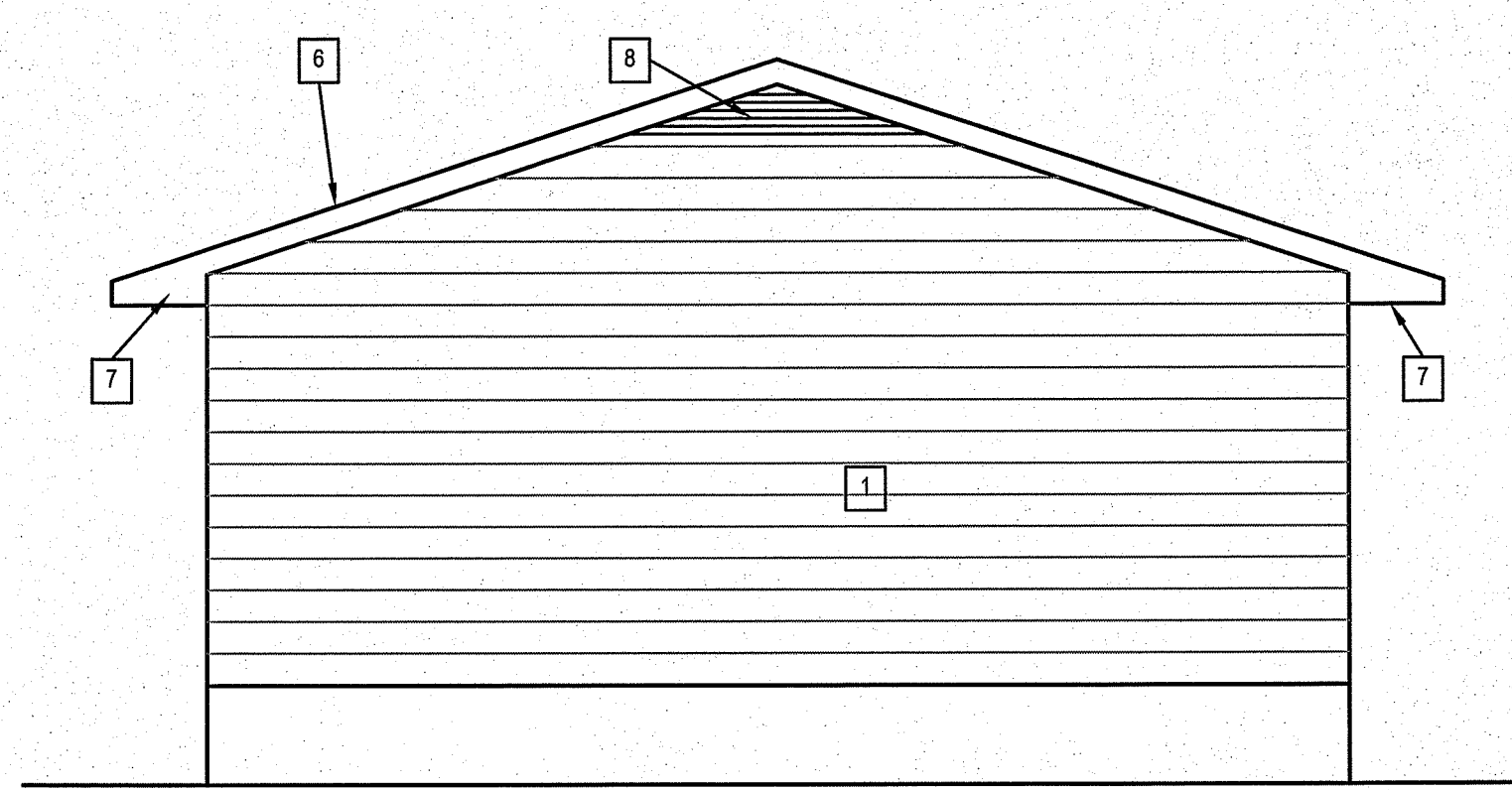


2 REAR ELEVATION
 A1.1 | A1.1 | SCALE: 1/4"=1'-0"

- DRAWING NOTES: #
1. REMOVE EXTERIOR SIDING AND BUILDING PAPER
 2. REMOVE EXISTING WINDOWS AND INTERIOR CASINGS.
 3. REMOVE EXISTING DOORS
 4. REMOVE EXISTING FRONT VESTIBULE AND CANOPY
 5. REMOVE REAR DECK
 6. REMOVE EXISTING ROOF
 7. REMOVE EXISTING EAVESTROUGH, DOWN SPOUTS, SOFFIT AND FASCIA
 8. REMOVE EXISTING END GABLE



3 RIGHT ELEVATION
 A1.1 | A1.1 | SCALE: 1/4"=1'-0"



4 LEFT ELEVATION
 A1.1 | A1.1 | SCALE: 1/4"=1'-0"

PROJECT: HOUSE #2, SHAMATTAWA, MANITOBA

PROJECT TITLE: ENVELOPE RETROFIT
 SHEET TITLE: ELEVATION - DEMOLITION

DATE (YY MM DD): 13 07 24
 SCALE: AS SHOWN
 CHECKED BY: RS
 DRAWN BY: Z.L.

LOCATION: HOUSE NO. 2 SHAMATTAWA, MANITOBA

CONSTRUCTION

A1.1

REVISION #: 00
 JOB NO.:

13-91-01-10

00	ISSUED FOR CONSTRUCTION	13 07 31	RS
REV. #	REVISION	DATE (YY MM DD)	REV. BY

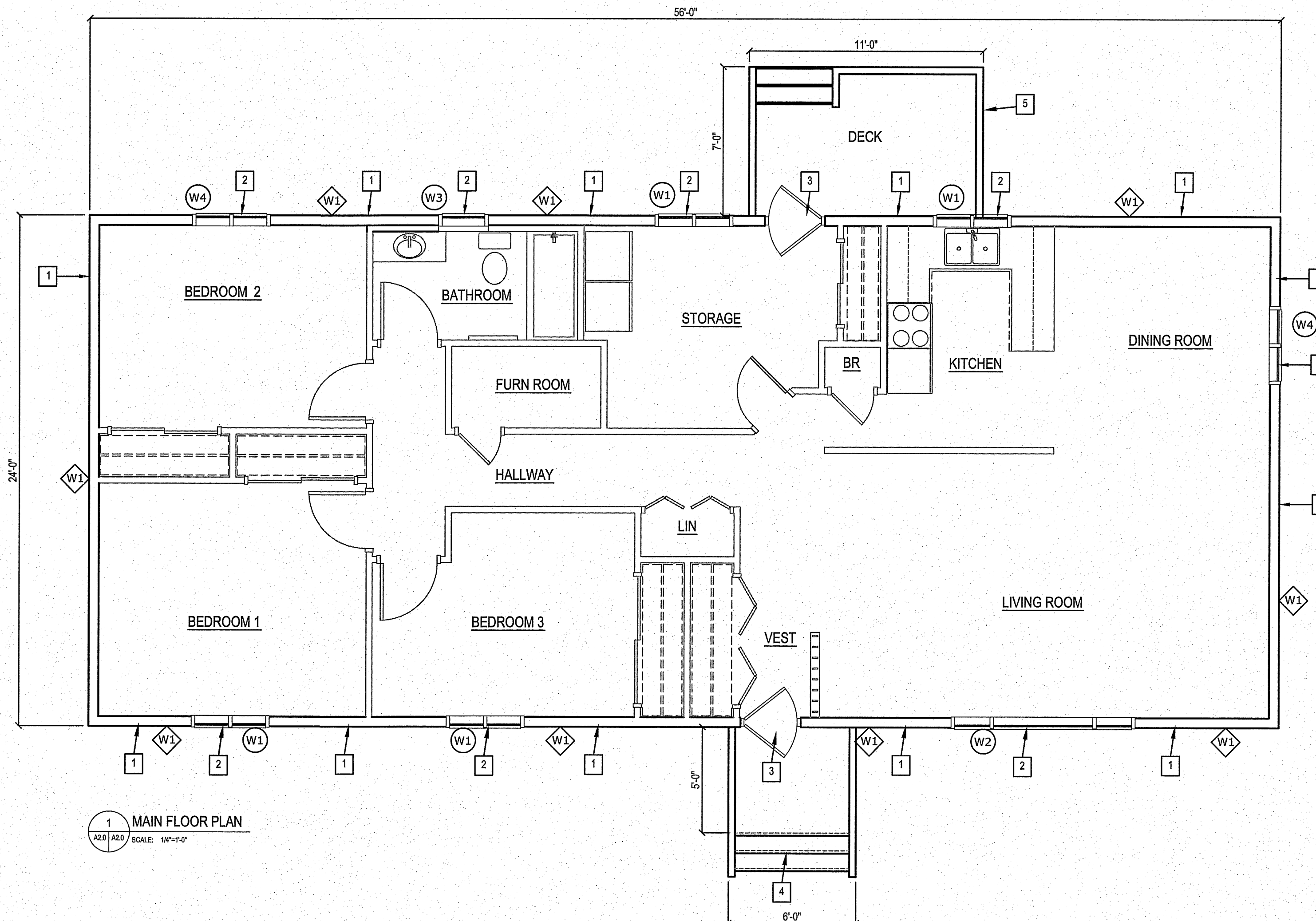
THIS DRAWING MUST NOT BE SCALED.
 THE GENERAL CONTRACTOR SHALL VERIFY ALL DIMENSIONS, DATUMS AND LEVELS PRIOR TO COMMENCEMENT OF WORK AND IS HELD RESPONSIBLE FOR REPORTING ANY DISCREPANCY OR OMISSION TO CAN-TEC SERVICES LTD. IMMEDIATELY.
 THIS DRAWING IS THE EXCLUSIVE PROPERTY OF CAN-TEC SERVICES LTD. AND CAN BE REPRODUCED ONLY WITH THE PERMISSION OF CAN-TEC SERVICES LTD. IN WHICH CASE THE REPRODUCTION MUST BEAR THEIR NAME AS THE ENGINEERING/DRAFTING FIRM.

http://www.can-tecservices.ca/



ENGINEERING AND DRAFTING
 1948 MAIN STREET, WINNIPEG, MANITOBA
 Tel: (204) 943-7222 Fax: (204) 947-5717

SEALED BY:



1 MAIN FLOOR PLAN
 A2.0 A2.0 SCALE: 1/4"=1'-0"

- DRAWING NOTES: #
1. INSTALL NEW EXTERIOR SIDING AND RIGID INSULATION SEE DETAIL
 2. INSTALL NEW WINDOW
 3. INSTALL NEW DOORS
 4. INSTALL NEW COVERED VESTIBULE - SEE DETAIL 03 SHEET A4.1
 5. INSTALL NEW DECK - SEE DETAIL - 04 SHEET A4.0

WALL TYPES

- EXTERIOR WALL:
- W1 NEW ENGINEERED WOOD SIDING
 - NEW TYPAR AIR BARRIER
 - NEW 7/16" OSB SHEATHING
 - NEW 2" RIGID INSULATION TYPE 4
 - NEW Z-GIRTS
 - NEW 7/8" OSB SHEATHING
 - EXISTING SHEATHING
 - EXISTING BATT INSULATION
 - EXISTING 2X6 WALL STUDS
 - EXISTING DRYWALL

PROJECT: HOUSE #2, SHAMATTAWA, MANITOBA

PROJECT TITLE: ENVELOPE RETROFIT
 SHEET TITLE: MAIN FLOOR PLAN


DATE (Y/M/DD): 13.07.24
 SCALE: AS SHOWN
 DRAWN BY: Z.L.
 CHECKED BY: RS

LOCATION: HOUSE NO. 2 SHAMATTAWA, MANITOBA

CONSTRUCTION
A2.0
 REVISION #: 00
 JOB NO.: 13-91-01-10

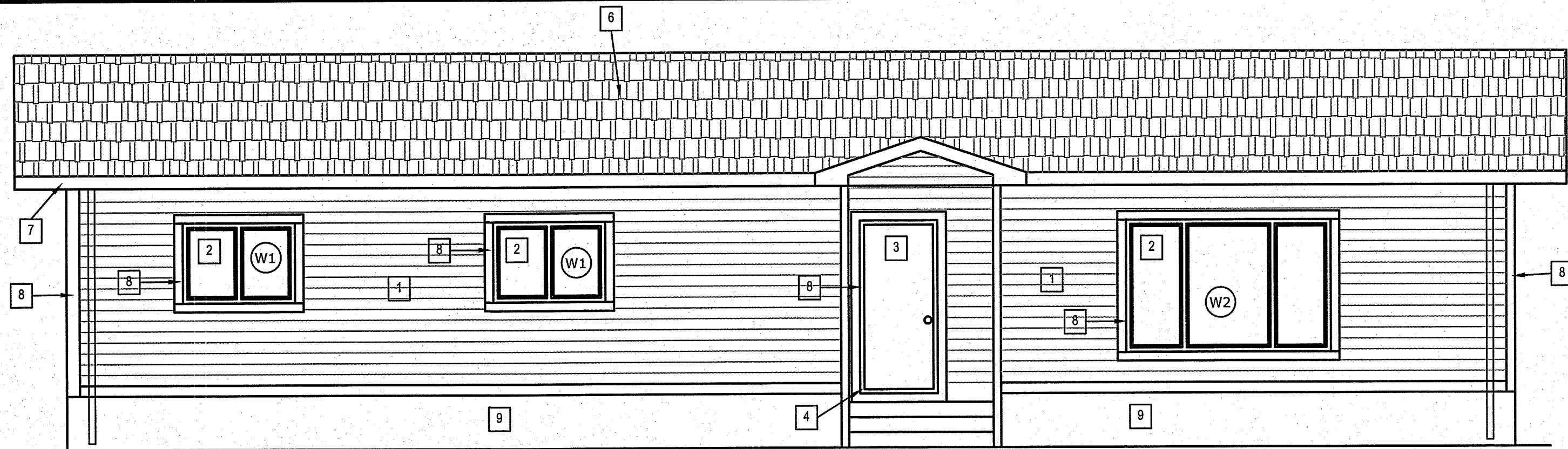
00	ISSUED FOR CONSTRUCTION	13.07.31	RS
REV. #	REVISION	DATE (Y/M/DD)	REV. BY

THIS DRAWING MUST NOT BE SCALED.
 THE GENERAL CONTRACTOR SHALL VERIFY ALL DIMENSIONS, DATUMS AND LEVELS PRIOR TO COMMENCEMENT OF WORK AND IS HELD RESPONSIBLE FOR REPORTING ANY DISCREPANCY OR OMISSION TO CAN-TEC SERVICES LTD. IMMEDIATELY.
 THIS DRAWING IS THE EXCLUSIVE PROPERTY OF CAN-TEC SERVICES LTD. AND CAN BE REPRODUCED ONLY WITH THE PERMISSION OF CAN-TEC SERVICES LTD. IN WHICH CASE THE REPRODUCTION MUST BEAR THEIR NAME AS THE ENGINEERING/DRAFTING FIRM.

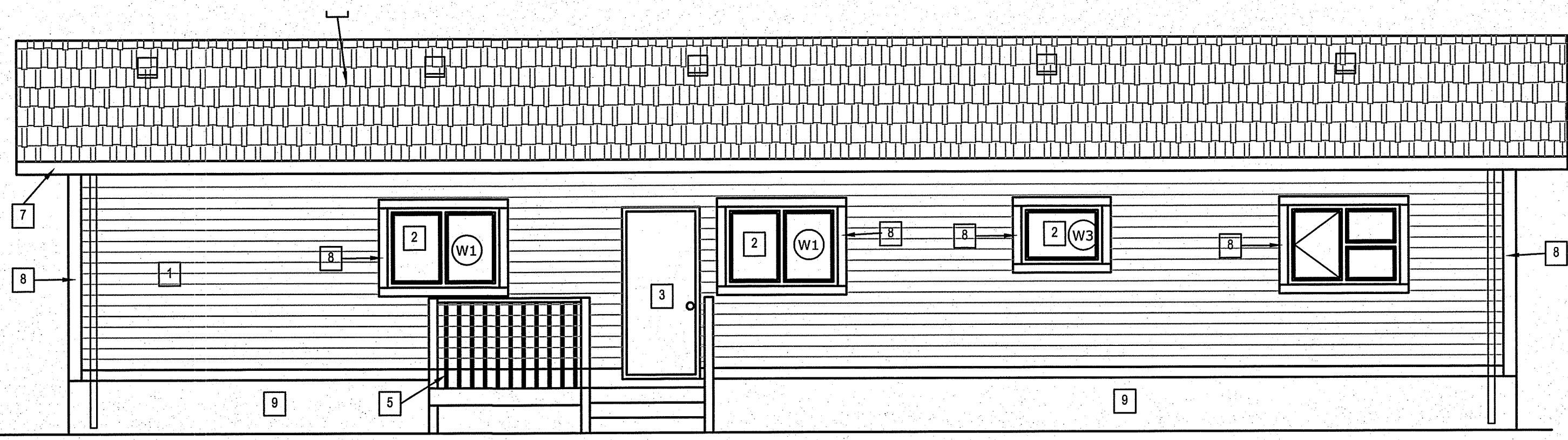


ENGINEERING AND DRAFTING
 1948 MAIN STREET, WINNIPEG, MANITOBA
 Tel: (204) 943-7222 Fax: (204) 947-5717
<http://www.cantecservices.ca/>

SEALED BY:




1 FRONT ELEVATION
 A3.0 | A3.0 SCALE: 1/4"=1'-0"

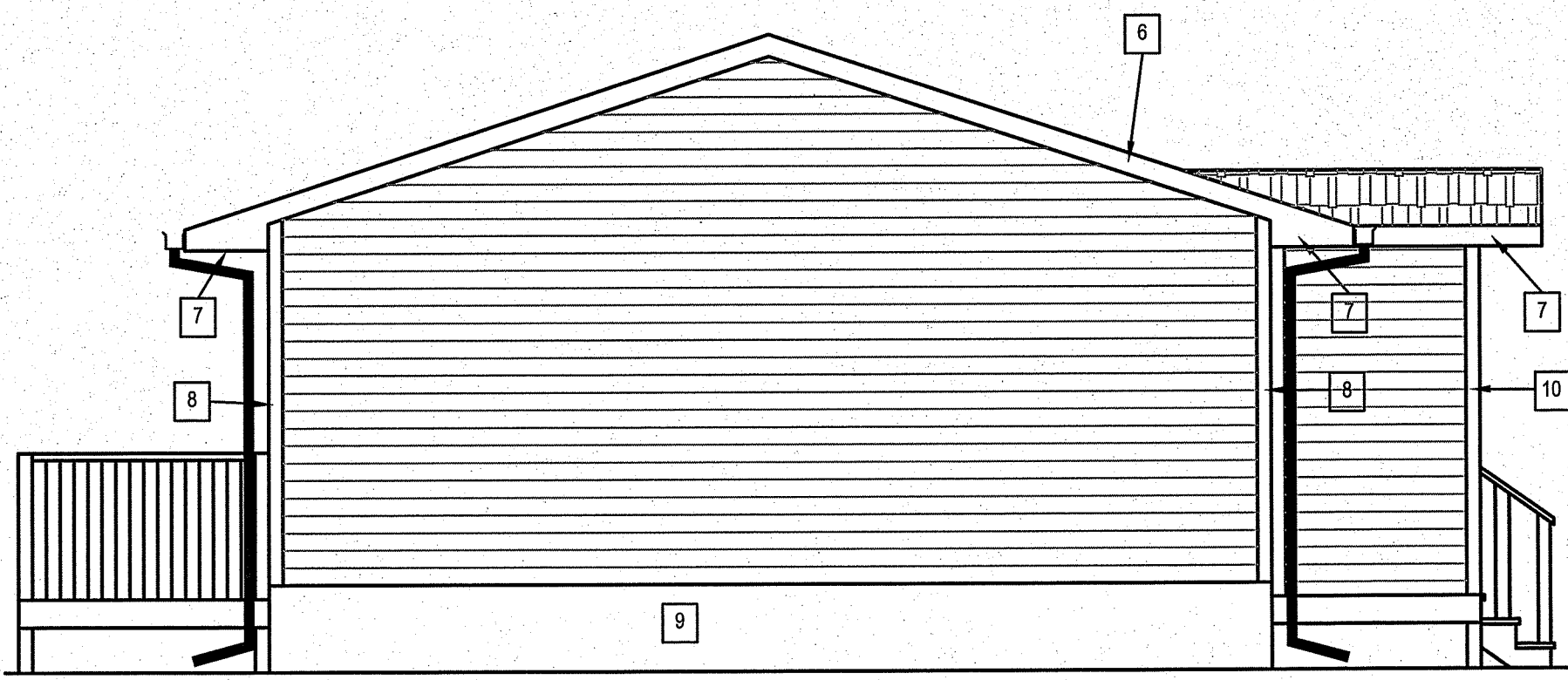


2 REAR ELEVATION
 A3.0 | A3.0 SCALE: 1/4"=1'-0"

- DRAWING NOTES: #
1. INSTALL NEW EXTERIOR SIDING AND INSULATION
 2. INSTALL NEW WINDOWS
 3. INSTALL NEW DOORS AND STORM DOOR
 4. INSTALL NEW FRONT VESTIBULE AND CANOPY
 5. INSTALL NEW REAR DECK
 6. INSTALL NEW ROOF AND VENTS
 7. INSTALL NEW EAVESTROUGH, DOWN SPOUTS, SOFIT AND FASCIA
 8. 4" TRIM BOARD
 9. PAINT EXISTING TREATED TRIM BOARD



3 RIGHT ELEVATION
 A3.0 | A3.0 SCALE: 1/4"=1'-0"



4 LEFT ELEVATION
 A3.0 | A3.0 SCALE: 1/4"=1'-0"

PROJECT: HOUSE #2, SHAMATTAWA, MANITOBA

PROJECT TITLE: ENVELOPE RETROFIT
 SHEET TITLE: ELEVATION PLAN

CHECKED BY: RS
 DRAWN BY: ZL

SCALE: AS SHOWN
 DATE (YY MM DD): 13 07 24
 LOCATION: HOUSE NO. 2 SHAMATTAWA, MANITOBA

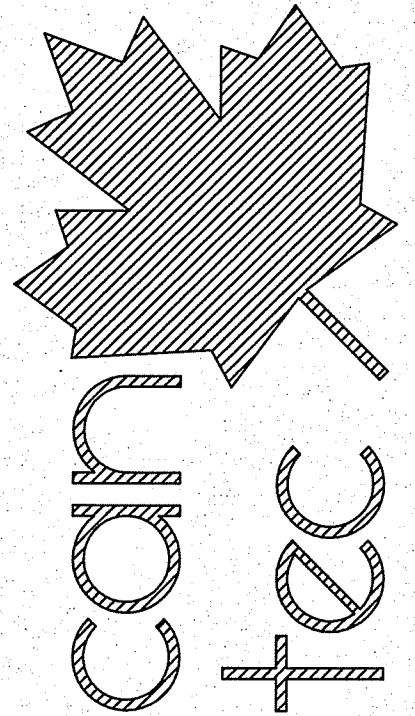
CONSTRUCTION
A3.0

REVISION #: 00
 JOB NO.

13-91-01-10

00	ISSUED FOR CONSTRUCTION	13 07 31	RS
REV. #	REVISION	DATE (YY MM DD)	REV. BY

THIS DRAWING MUST NOT BE SCALED.
 THE GENERAL CONTRACTOR SHALL VERIFY ALL DIMENSIONS, DATUMS AND LEVELS PRIOR TO COMMENCEMENT OF WORK AND IS HELD RESPONSIBLE FOR REPORTING ANY DISCREPANCY OR OMISSION TO CAN-TEC SERVICES LTD. IMMEDIATELY.
 THIS DRAWING IS THE EXCLUSIVE PROPERTY OF CAN-TEC SERVICES LTD. AND CAN BE REPRODUCED ONLY WITH THE PERMISSION OF CAN-TEC SERVICES LTD. IN WHICH CASE THE REPRODUCTION MUST BEAR THEIR NAME AS THE ENGINEERING/DRAFTING FIRM.



ENGINEERING AND DRAFTING
 1948 MAIN STREET, WINNIPEG, MANITOBA
 Tel: (204) 943-7222 Fax: (204) 947-5717
<http://www.cantecservices.ca/>

SEALED BY:

CHECKED BY
RS

DRAWN BY
Z.L.

SCALE
AS SHOWN

DATE (YY MM DD)
13 07 24

LOCATION
HOUSE NO. 2 SHAMATTAWA, MANITOBA

PROJECT: HOUSE #2, SHAMATTAWA, MANITOBA
 PROJECT TITLE: ENVELOPE RETROFIT
 SHEET TITLE: DETAILS

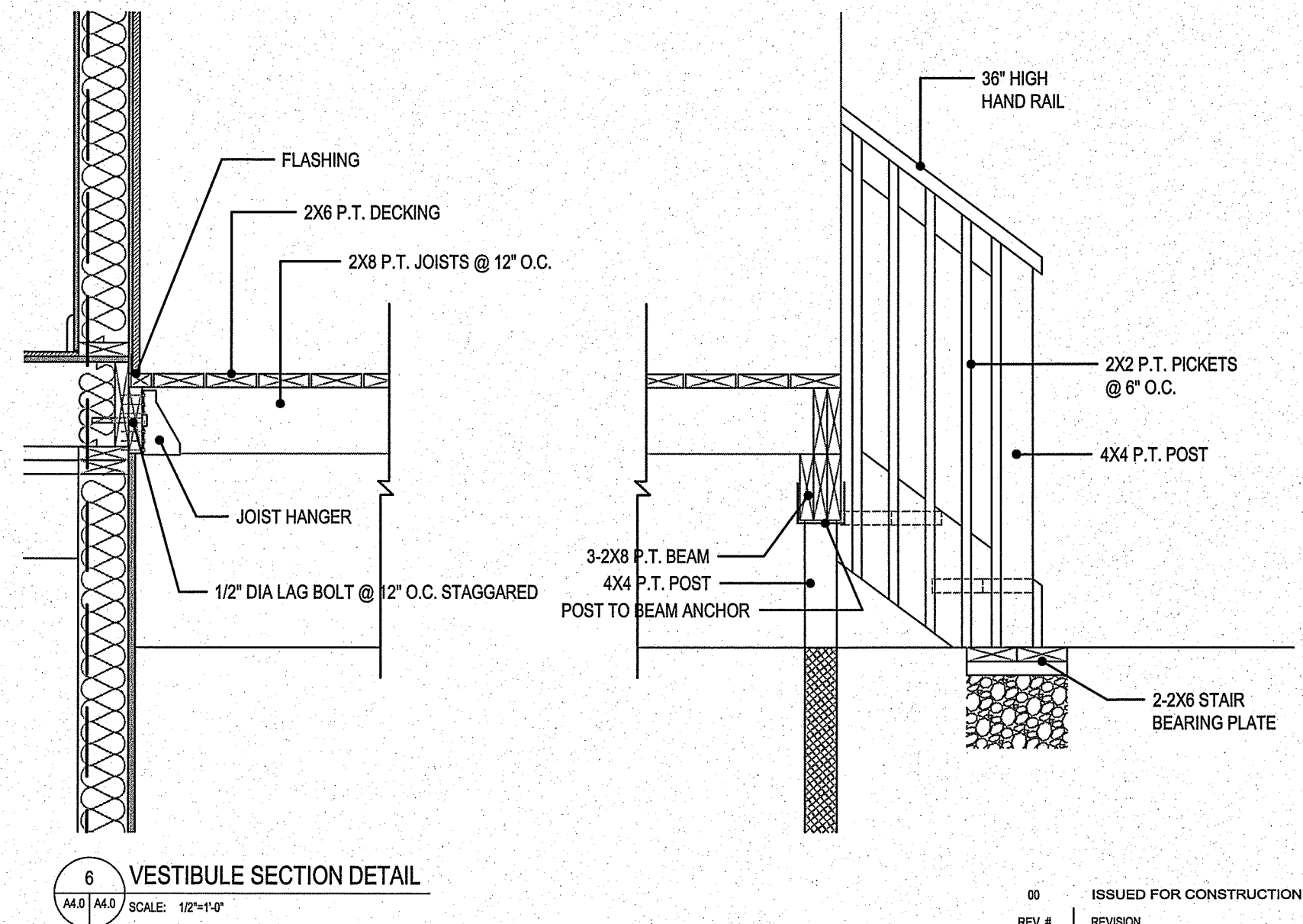
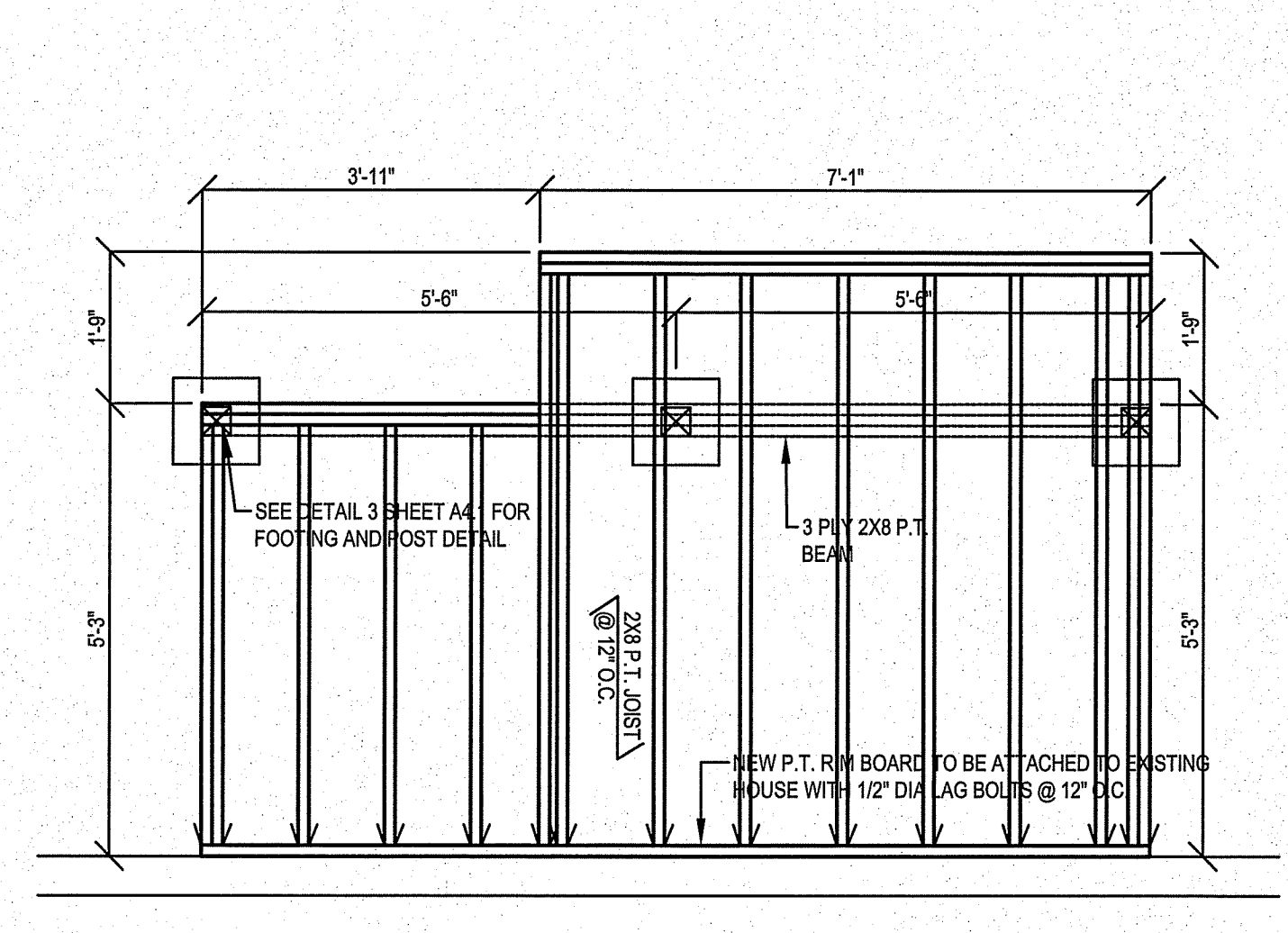
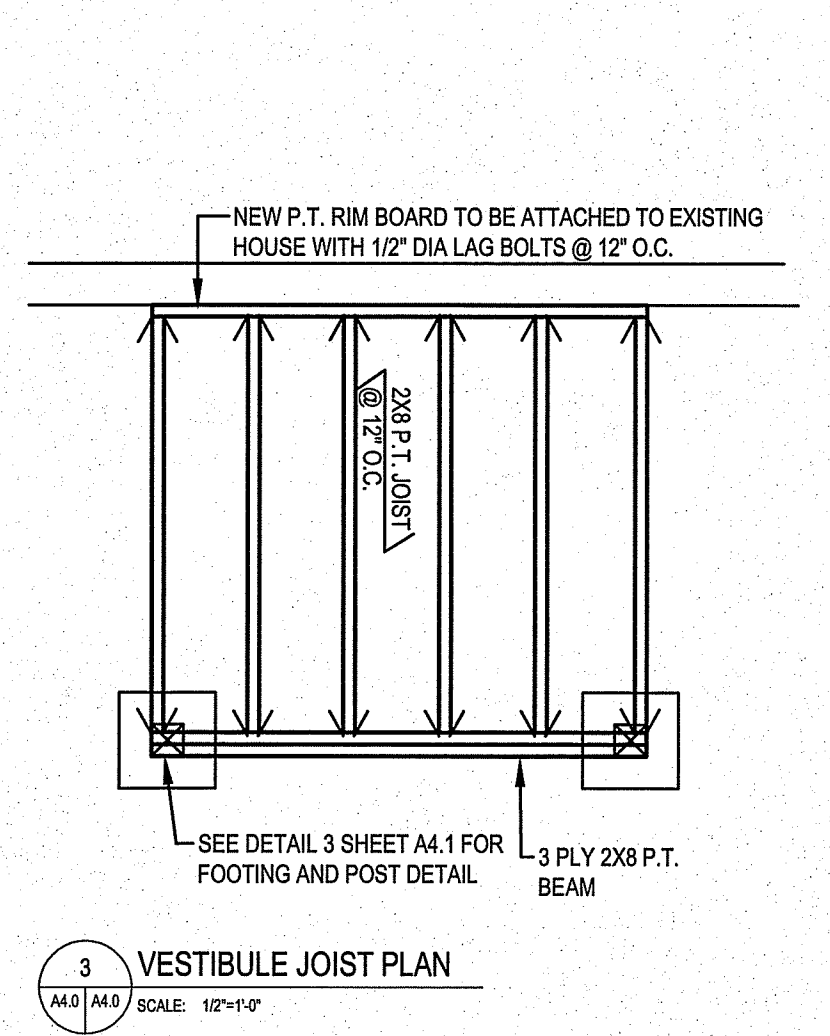
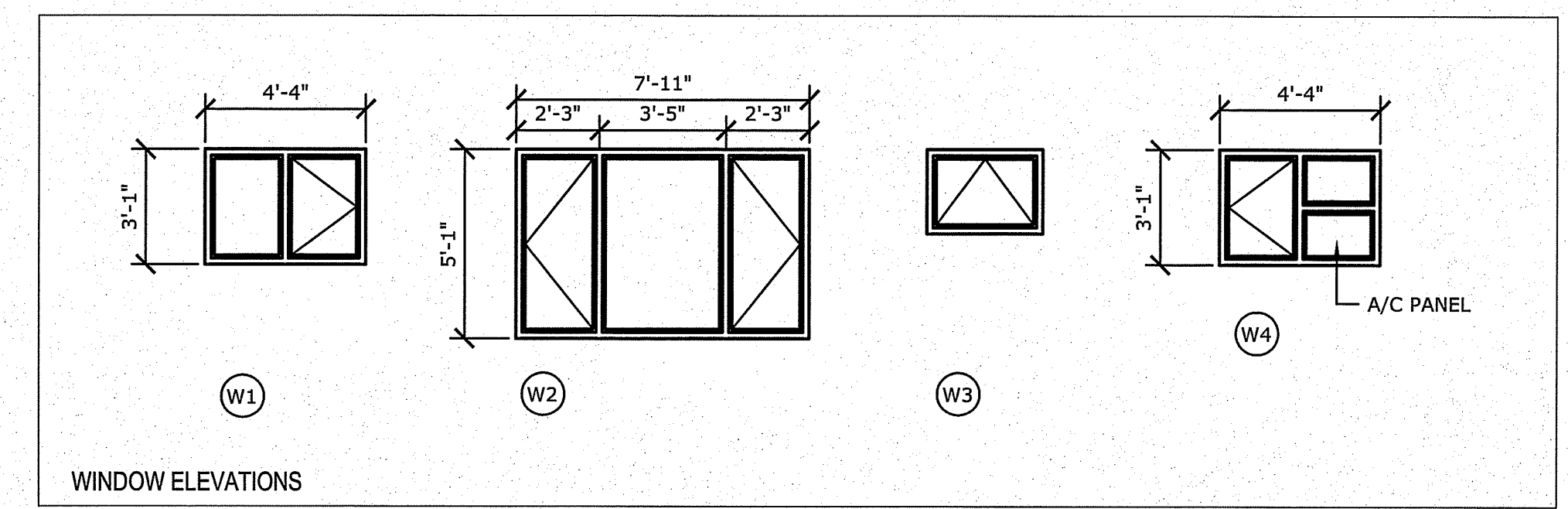
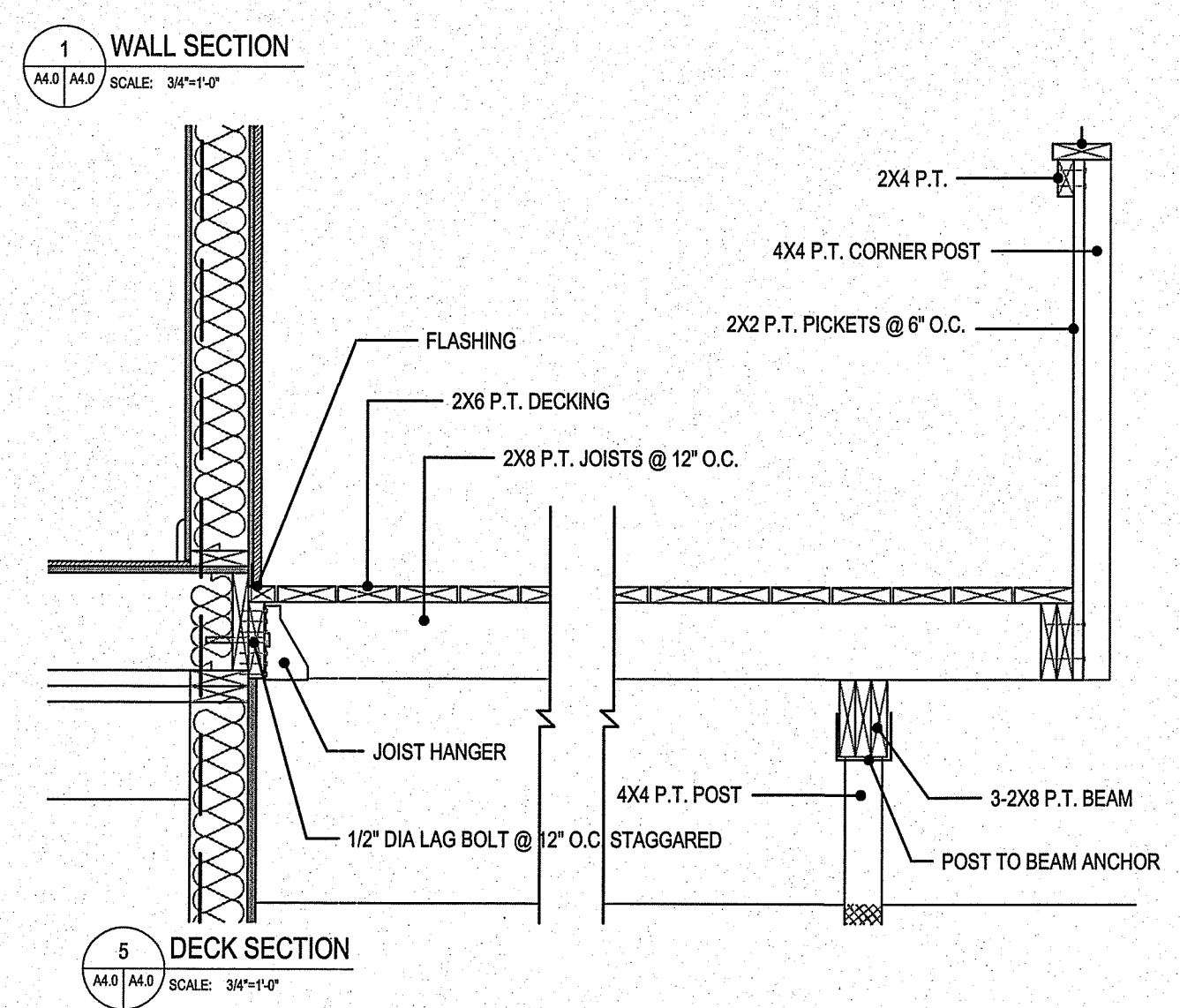
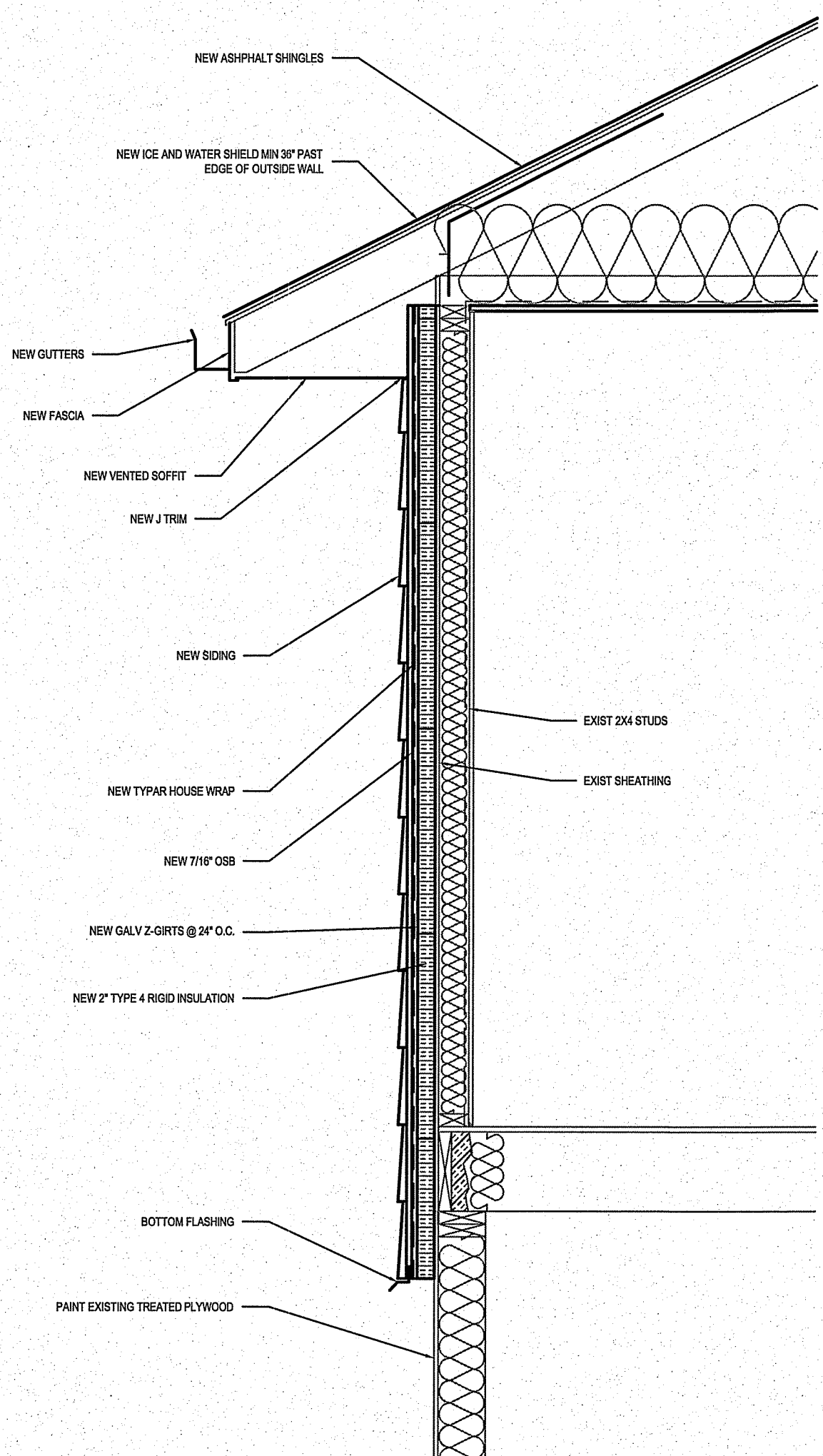
CONSTRUCTION

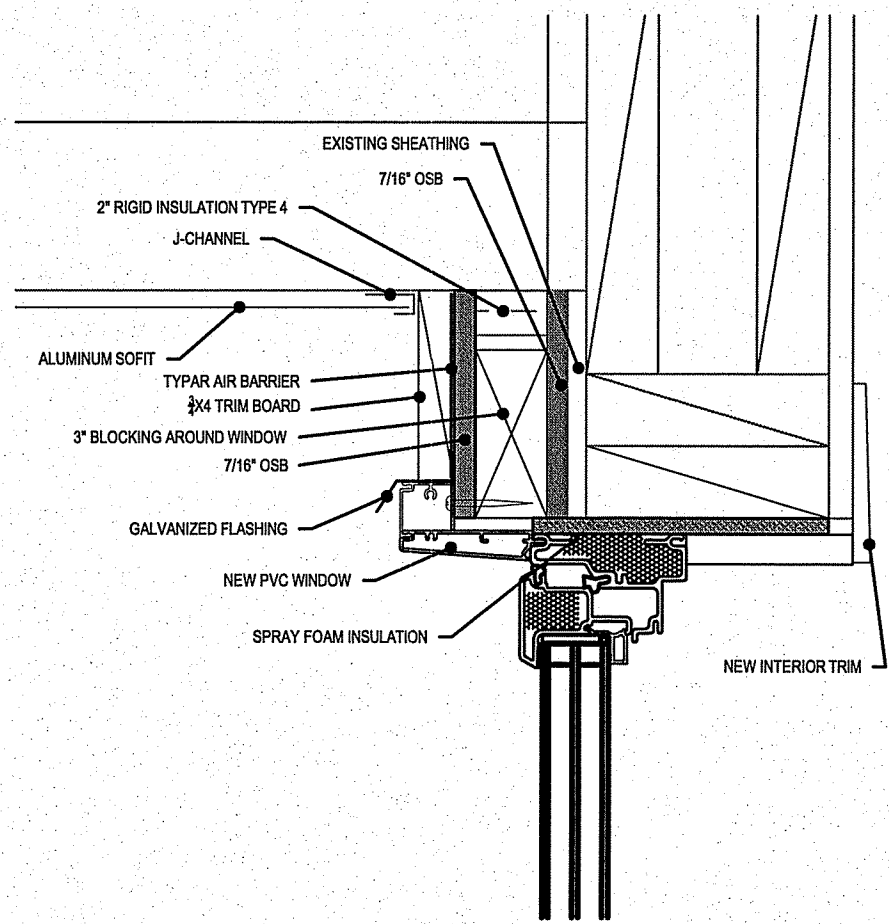
A4.0

REVISION #: 00

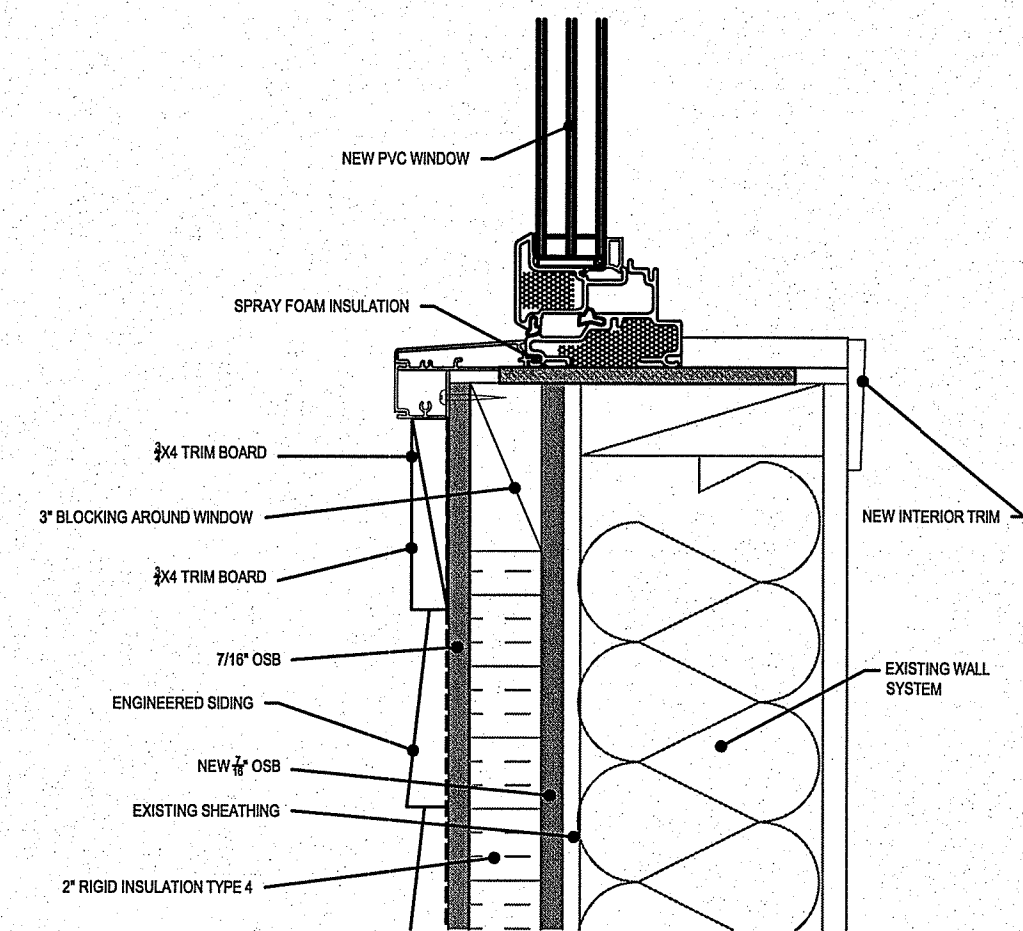
JOB NO. 13-91-01-10

00 ISSUED FOR CONSTRUCTION 13 07 31 RS
 REV. # REVISION DATE (YY MM DD) REV. BY

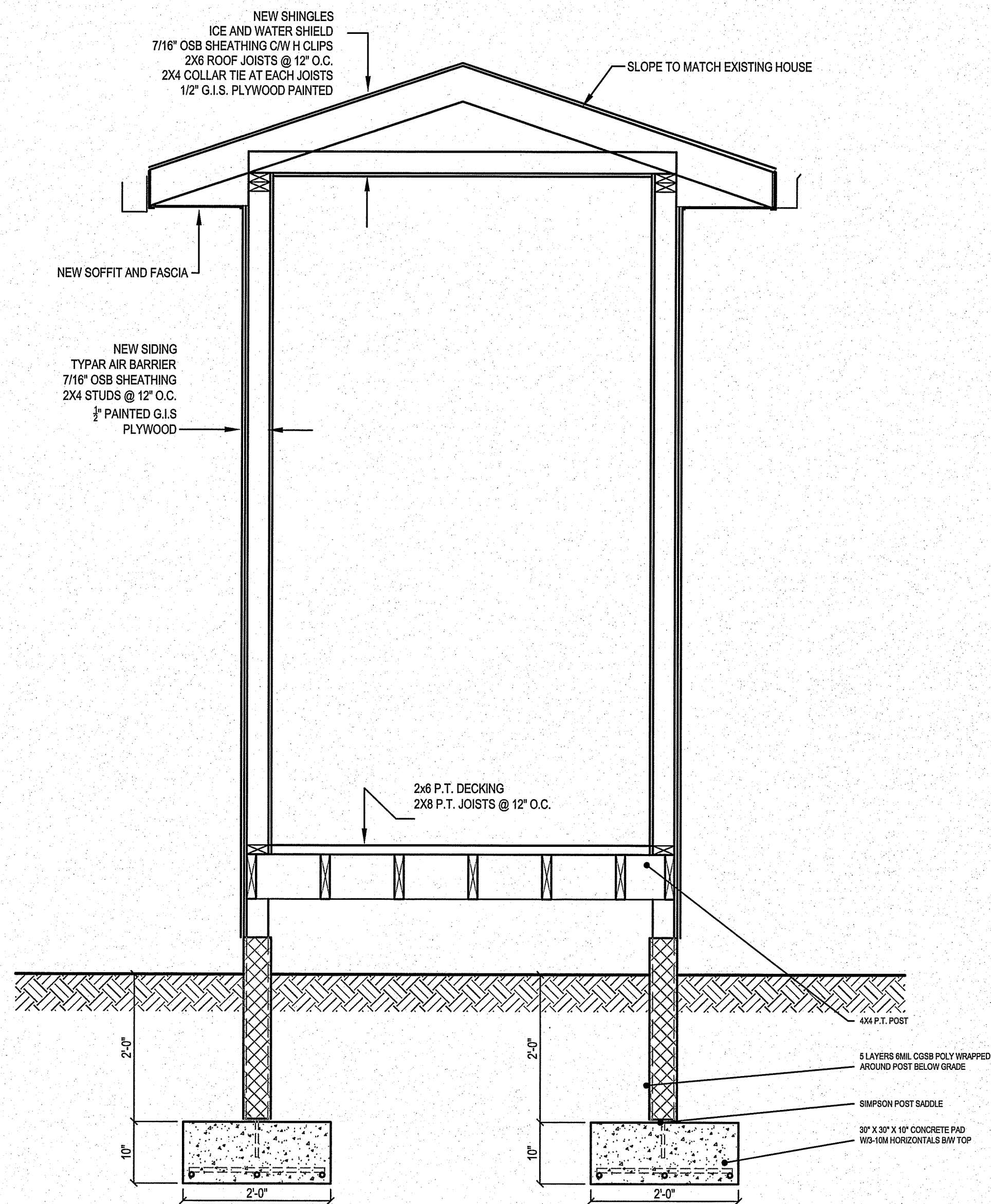




1 WINDOW HEAD DETAIL
A4.1 | A4.1 SCALE: 3/4"=1'-0"




2 WINDOW SILL DETAIL
A4.1 | A4.1 SCALE: 3/4"=1'-0"



3 FRONT PORCH DETAIL
A4.1 | A4.1 SCALE: 1/4"=1'-0"

THIS DRAWING MUST NOT BE SCALED.
THE GENERAL CONTRACTOR SHALL VERIFY ALL DIMENSIONS, DATUMS AND LEVELS PRIOR TO COMMENCEMENT OF WORK AND IS HELD RESPONSIBLE FOR REPORTING ANY DISCREPANCY OR OMISSION TO CAN-TEC SERVICES LTD. IMMEDIATELY.
THIS DRAWING IS THE EXCLUSIVE PROPERTY OF CAN-TEC SERVICES LTD. AND CAN BE REPRODUCED ONLY WITH THE PERMISSION OF CAN-TEC SERVICES LTD. IN WHICH CASE THE REPRODUCTION MUST BEAR THEIR NAME AS THE ENGINEERING/DRAFTING FIRM.



SEALED BY:

ENGINEERING AND DRAFTING
1948 MAIN STREET, WINNIPEG, MANITOBA Tel: (204) 943-7222 Fax: (204) 947-5717
<http://www.cantecservices.ca/>

PROJECT: HOUSE #2, SHAMATTAWA, MANITOBA

PROJECT TITLE: ENVELOPE RETROFIT
SHEET TITLE: DETAILS

CHECKED BY: RS
DRAWN BY: Z.L.
SCALE: AS SHOWN
DATE (YY/MM/DD): 13.07.24
LOCATION: HOUSE NO. 2 SHAMATTAWA, MANITOBA

CONSTRUCTION

A4.1


REVISION #: 00
JOB NO.

13-91-01-10

00 ISSUED FOR CONSTRUCTION 13.07.31 RS
REV. # REVISION DATE (YY MM DD) REV. BY

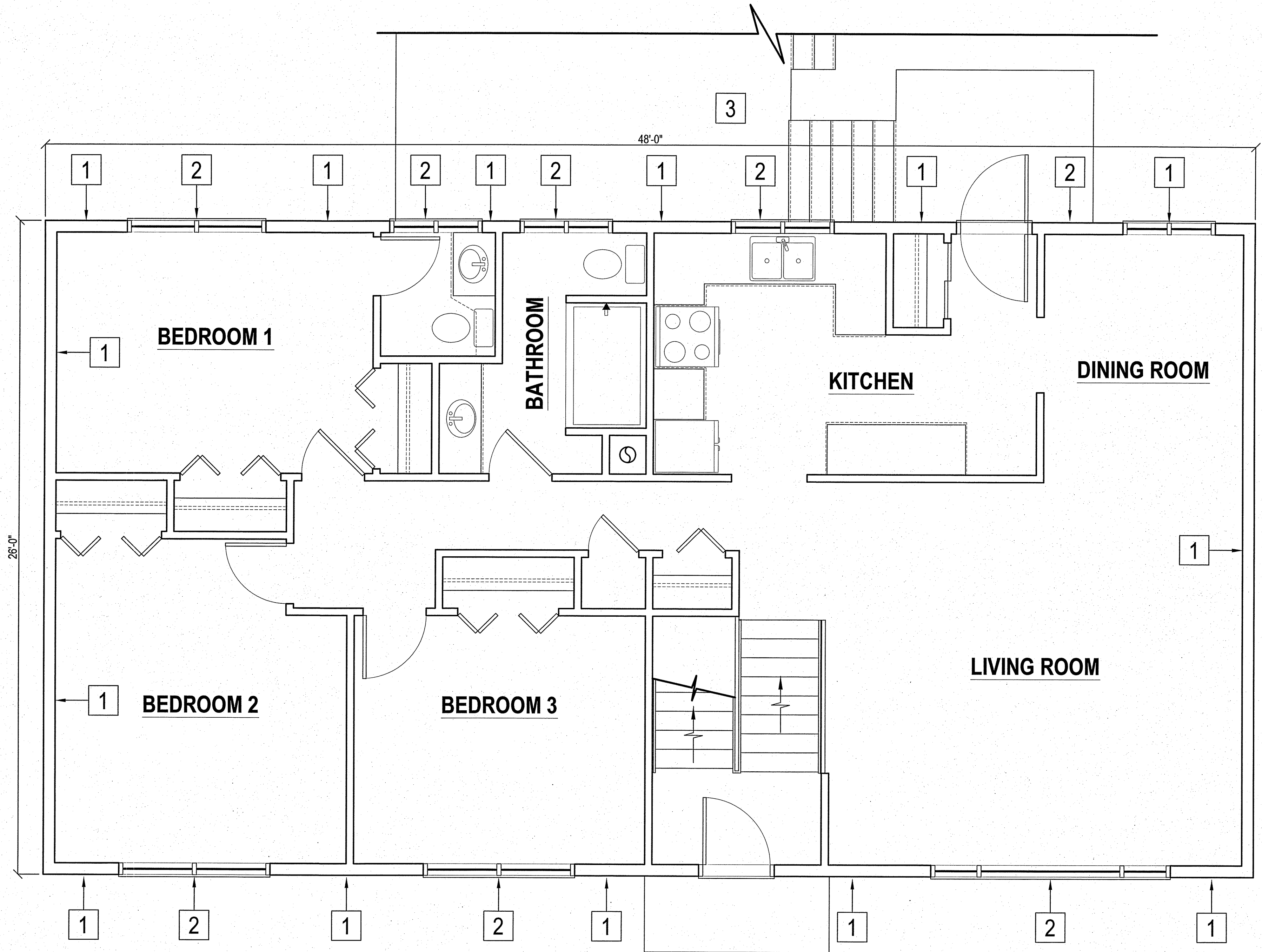
THIS DRAWING MUST NOT BE SCALED.
 THE GENERAL CONTRACTOR SHALL VERIFY ALL DIMENSIONS, DATUMS AND LEVELS PRIOR TO COMMENCEMENT OF WORK AND IS HELD RESPONSIBLE FOR REPORTING ANY DISCREPANCY OR OMISSION TO CAN-TEC SERVICES LTD. IMMEDIATELY.
 THIS DRAWING IS THE EXCLUSIVE PROPERTY OF CAN-TEC SERVICES LTD. AND CAN BE REPRODUCED ONLY WITH THE PERMISSION OF CAN-TEC SERVICES LTD. IN WHICH CASE THE REPRODUCTION MUST BEAR THEIR NAME AS THE ENGINEERING/DRAFTING FIRM.

http://www.can-tec-services.ca/



ENGINEERING AND DRAFTING
 1948 MAIN STREET, WINNIPEG, MANITOBA
 Tel: (204) 943-7222 Fax: (204) 947-5717

SEALED BY:



PROJECT: 111 LIPSEY DRIVE, SNOW LAKE, MANITOBA

PROJECT TITLE: ENVELOPE RETROFIT
 SHEET TITLE: DEMOLITION MAIN FLOOR PLAN

DATE (YY MM DD): 13 06 19
 SCALE: 3/8" = 1'-0"
 DRAWN BY: AJRK
 CHECKED BY: RS

LOCATION: 111 LIPSEY DRIVE, SNOW LAKE, MANITOBA

1 DEMOLITION MAIN FLOOR PLAN
 A1.0 SCALE: 3/8" = 1'-0"

DRAWING NOTES: ##

1 REMOVE EXTERIOR SIDING & BUILDING PAPER.

2 REMOVE EXISTING WINDOWS & INTERIOR CASING.

3 REMOVE EXISTING STAIRS & DECK IN REAR OF HOUSE TO BE RE-INSTALLED AFTER CONSTRUCTION.
 NOTE: DECK IS NOT SECURED TO HOUSE.

A1.0


REVISION #: 00
 JOB NO.

#	RE-SUBMISSION FOR PERMIT	DATE (YY MM DD)	REV. BY
1	RE-SUBMISSION FOR PERMIT	12/30/10	AJRK
2	REVISION		

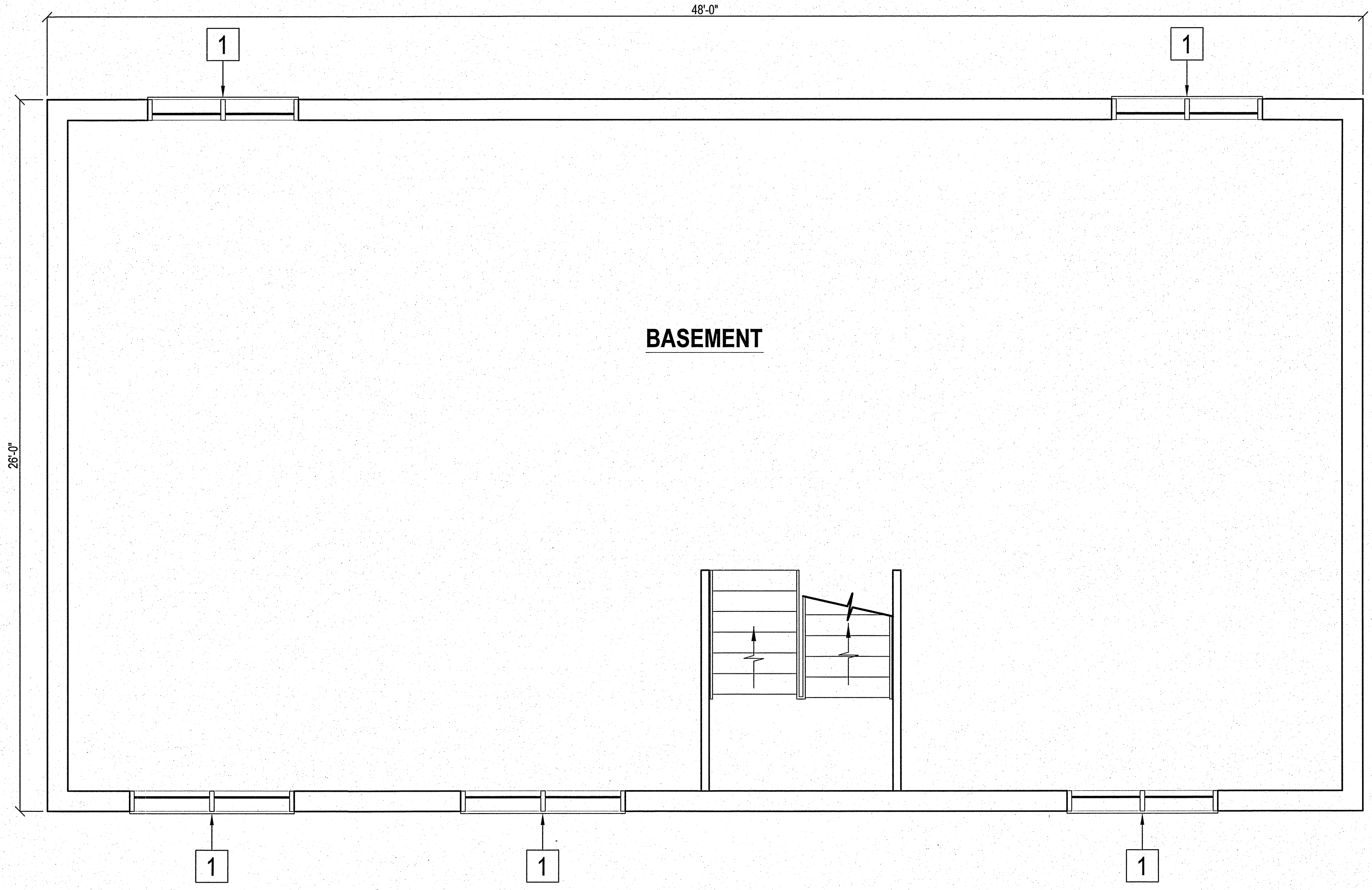
13-091-01-10

THIS DRAWING MUST NOT BE SCALED.
 THE GENERAL CONTRACTOR SHALL VERIFY ALL DIMENSIONS, DATUMS AND LEVELS PRIOR TO COMMENCEMENT OF WORK AND IS HELD RESPONSIBLE FOR REPORTING ANY DISCREPANCY OR OMISSION TO CAN-TEC SERVICES LTD. IMMEDIATELY.
 THIS DRAWING IS THE EXCLUSIVE PROPERTY OF CAN-TEC SERVICES LTD. AND CAN BE REPRODUCED ONLY WITH THE PERMISSION OF CAN-TEC SERVICES LTD. IN WHICH CASE THE REPRODUCTION MUST BEAR THEIR NAME AS THE ENGINEERING/DRAFTING FIRM.

ENGINEERING AND DRAFTING
 1948 MAIN STREET, WINNIPEG, MANITOBA Tel: (204) 943-7222 Fax: (204) 947-5717
<http://www.cantecservices.ca/>



SEALED BY:



26'-0"

48'-0"

BASEMENT

PROJECT: 111 LIPSEY DRIVE, SNOW LAKE, MANITOBA

PROJECT TITLE: ENVELOPE RETROFIT

SHEET TITLE: DEMOLITION BASEMENT FLOOR PLAN

DATE (YY MM DD): 13 06 19
 SCALE: 3/8" = 1'-0"
 DRAWN BY: AJRK
 CHECKED BY: RS

LOCATION: 111 LIPSEY DRIVE, SNOW LAKE, MANITOBA

1 DEMOLITION BASEMENT FLOOR PLAN
 A1.1 SCALE: 3/8" = 1'-0"

DRAWING NOTES: ##

1 REMOVE EXISTING WINDOWS & INTERIOR CASING.


A1.1
 REVISION #: 00
 JOB NO.

#	RE-SUBMISSION FOR PERMIT	12/30/10	AJRK
REV. #	REVISION	DATE (YY MM DD)	REV. BY

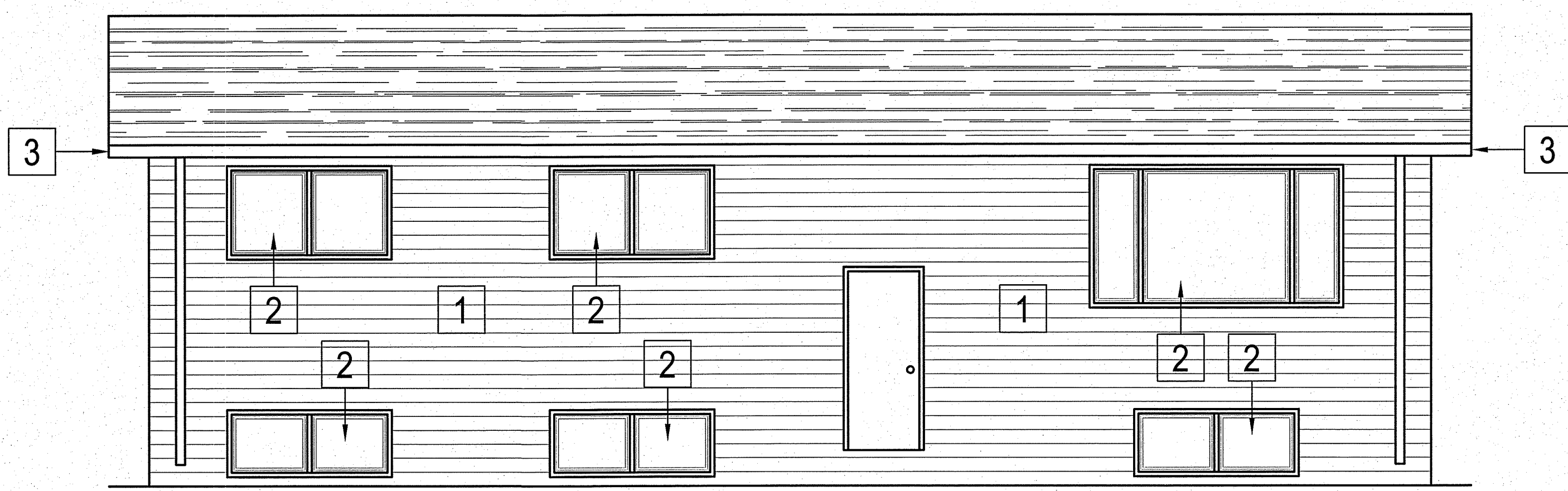
13-091-01-10

THIS DRAWING MUST NOT BE SCALED.
 THE GENERAL CONTRACTOR SHALL VERIFY ALL DIMENSIONS, DATUMS AND LEVELS PRIOR TO COMMENCEMENT OF WORK AND IS HELD RESPONSIBLE FOR REPORTING ANY DISCREPANCY OR OMISSION TO CAN-TEC SERVICES LTD. IMMEDIATELY.
 THIS DRAWING IS THE EXCLUSIVE PROPERTY OF CAN-TEC SERVICES LTD. AND CAN BE REPRODUCED ONLY WITH THE PERMISSION OF CAN-TEC SERVICES LTD. IN WHICH CASE THE REPRODUCTION MUST BEAR THEIR NAME AS THE ENGINEERING/DRAFTING FIRM.

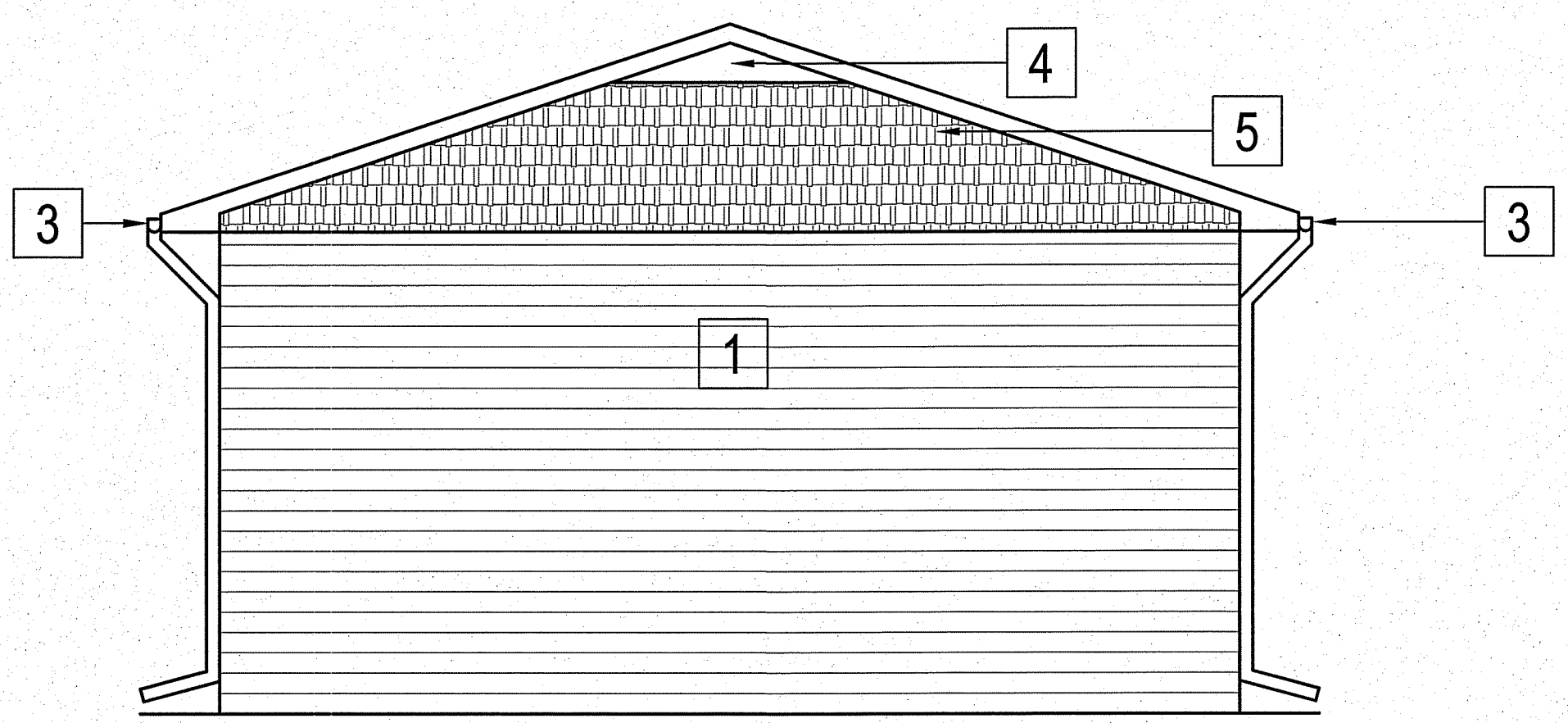
http://www.cantecservices.ca/
 ENGINEERING AND DRAFTING
 1948 MAIN STREET, WINNIPEG, MANITOBA Tel: (204) 948-7222 Fax: (204) 947-5717



SEALED BY:

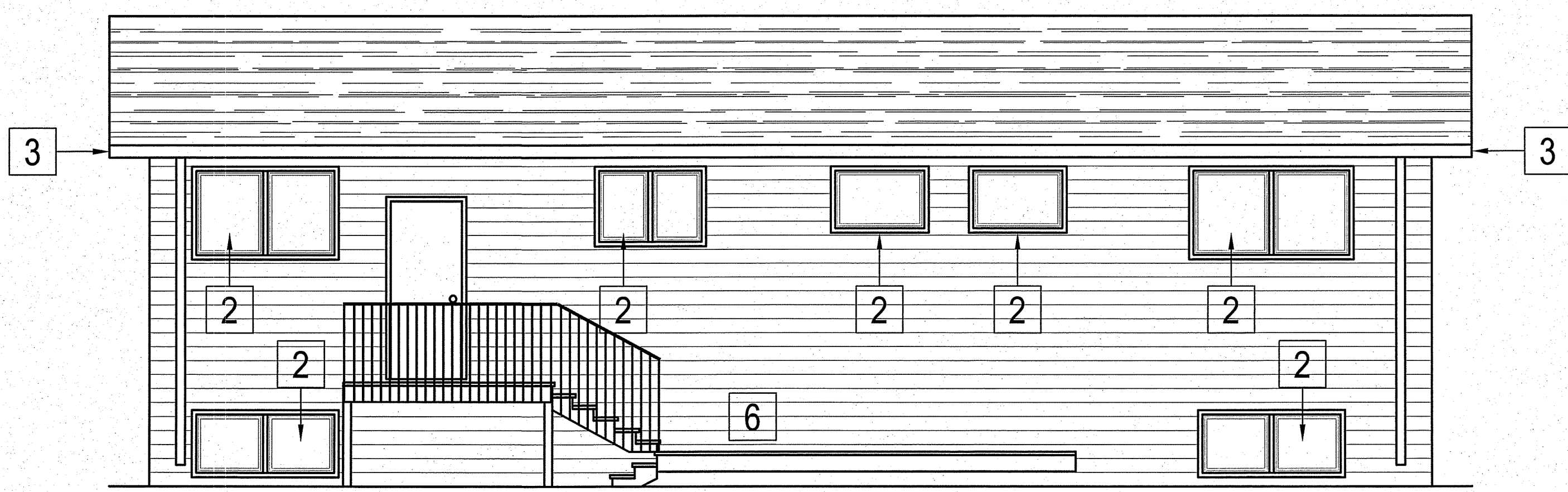


1 DEMOLITION FRONT ELEVATION
 A1.2 SCALE: 1/4" = 1'-0"



2 DEMOLITION SIDE ELEVATIONS
 A1.2 SCALE: 1/4" = 1'-0"

- DRAWING NOTES:** ##
- 1 REMOVE EXISTING HOUSE SIDING.
 - 2 REMOVE EXISTING WINDOWS.
 - 3 REMOVE EXISTING SOFFIT & FASCIA, DOWN SPOUTS, & EAVESTROUGHS.
 - 4 REMOVE EXISTING VENTS.
 - 5 REMOVE GABLE END SIDING.
 - 6 REMOVE REAR DECK & STAIRS TO BE RE-INSTALLED AFTER CONSTRUCTION.



3 DEMOLITION REAR ELEVATION
 A1.2 SCALE: 1/4" = 1'-0"

PROJECT: 111 LIPSEY DRIVE, SNOW LAKE, MANITOBA

PROJECT TITLE: ENVELOPE RETROFIT
 SHEET TITLE: DEMOLITION ELEVATIONS

CHECKED BY: RS
 DRAWN BY: AJRK
 SCALE: 1/4" = 1'-0"
 DATE (YY MM DD): 13 06 19
 LOCATION: 111 LIPSEY DRIVE, SNOW LAKE, MANITOBA

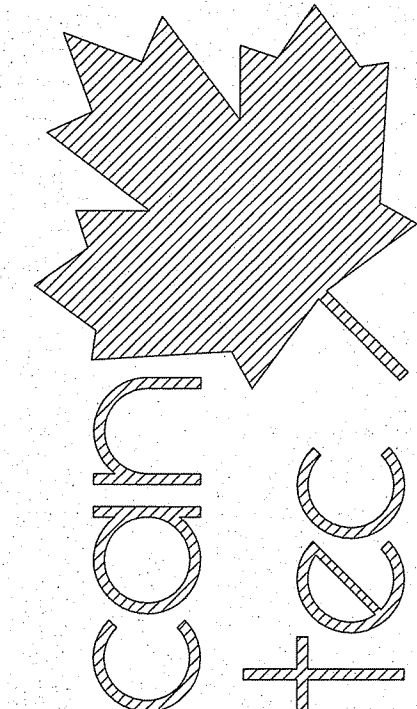
A1.2
 REVISION #: 00
 JOB NO. 13-091-01-10

#	REVISION	DATE (YY MM DD)	REV. BY
1	RE-SUBMISSION FOR PERMIT	12/30/10	AJRK

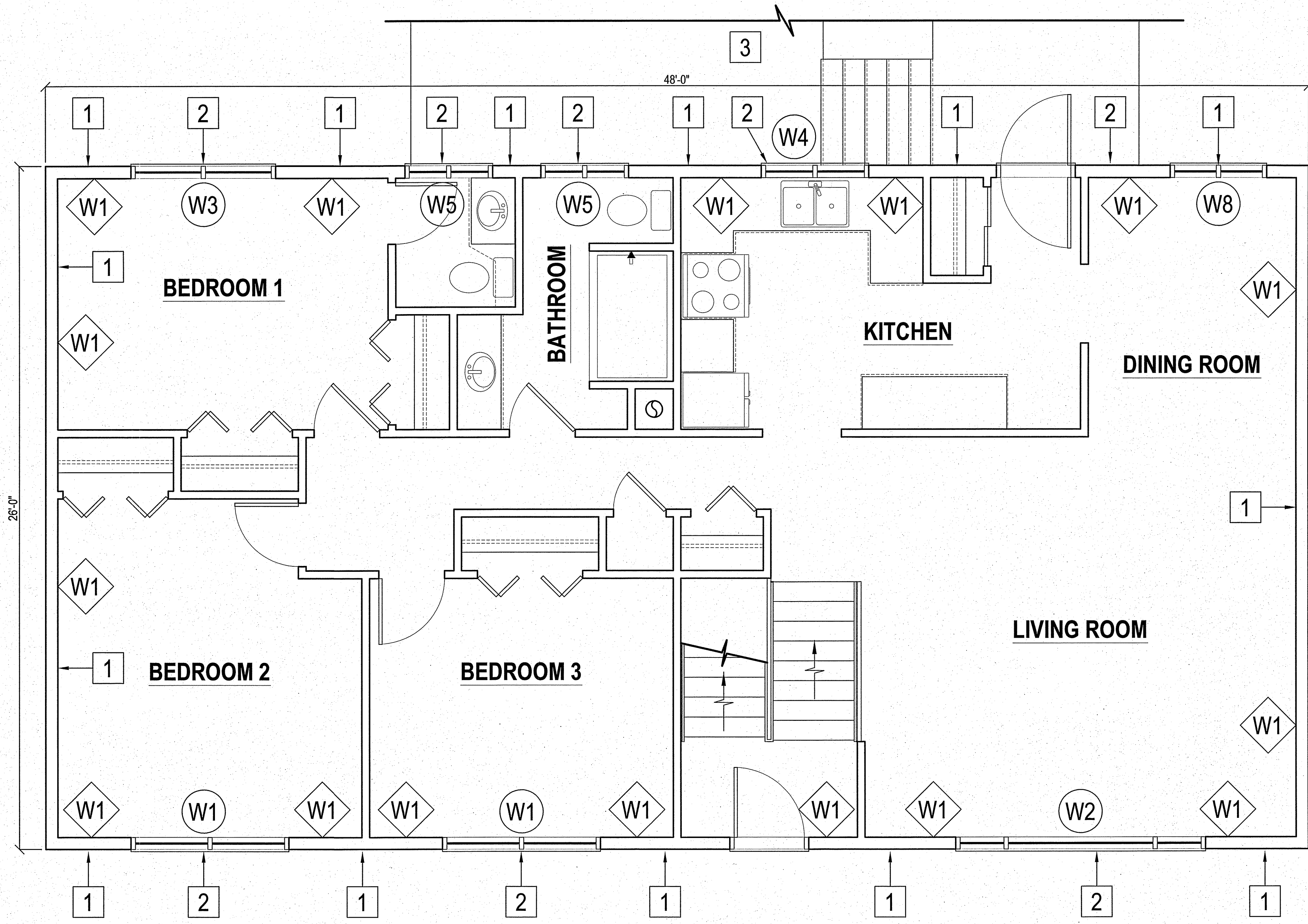
THIS DRAWING MUST NOT BE SCALED.
 THE GENERAL CONTRACTOR SHALL VERIFY ALL DIMENSIONS, DATUMS AND LEVELS PRIOR TO COMMENCEMENT OF WORK AND IS HELD RESPONSIBLE FOR REPORTING ANY DISCREPANCY OR OMISSION TO CAN-TEC SERVICES LTD. IMMEDIATELY.
 THIS DRAWING IS THE EXCLUSIVE PROPERTY OF CAN-TEC SERVICES LTD. AND CAN BE REPRODUCED ONLY WITH THE PERMISSION OF CAN-TEC SERVICES LTD. IN WHICH CASE THE REPRODUCTION MUST BEAR THEIR NAME AS THE ENGINEERING/DRAFTING FIRM.

http://www.cantecservices.ca/

ENGINEERING AND DRAFTING
 1948 MAIN STREET, WINNIPEG, MANITOBA
 Tel: (204) 945-7222 Fax: (204) 947-5717



SEALED BY:



PROJECT: 111 LIPSEY DRIVE, SNOW LAKE, MANITOBA

PROJECT TITLE: ENVELOPE RETROFIT
 SHEET TITLE: NEW MAIN FLOOR PLAN

DATE (YY MM DD): 13 06 19
 SCALE: 3/8" = 1'-0"
 DRAWN BY: AJRK
 CHECKED BY: RS

LOCATION: 111 LIPSEY DRIVE, SNOW LAKE, MANITOBA

1 NEW MAIN FLOOR PLAN
 A2.0 SCALE: 3/8" = 1'-0"

DRAWING NOTES:

- 1 INSTALL NEW EXTERIOR SIDING & RIGID INSULATION (SEE DETAILS)
- 2 INSTALL NEW WINDOWS
- 3 RE-INSTALL REAR DECK & STAIRS

WALL CONSTRUCTION NOTES:

- W#
- W1 NEW EXTERIOR WALL CONSTRUCTION
 NEW - ENGINEERED WOOD SIDING
 NEW - TYPAR AIR BARRIER
 NEW - 7/16" OSB SHEATHING
 NEW - 2" RIGID INSULATION (TYPE 4)
 NEW - Z-GIRTS
 NEW - 7/16" OSB SHEATHING
 EXISTING - SHEATHING
 EXISTING - BATT INSULATION
 EXISTING - 2X6 STUD WALL
 EXISTING - DRYWALL


A2.0

REVISION #: 00

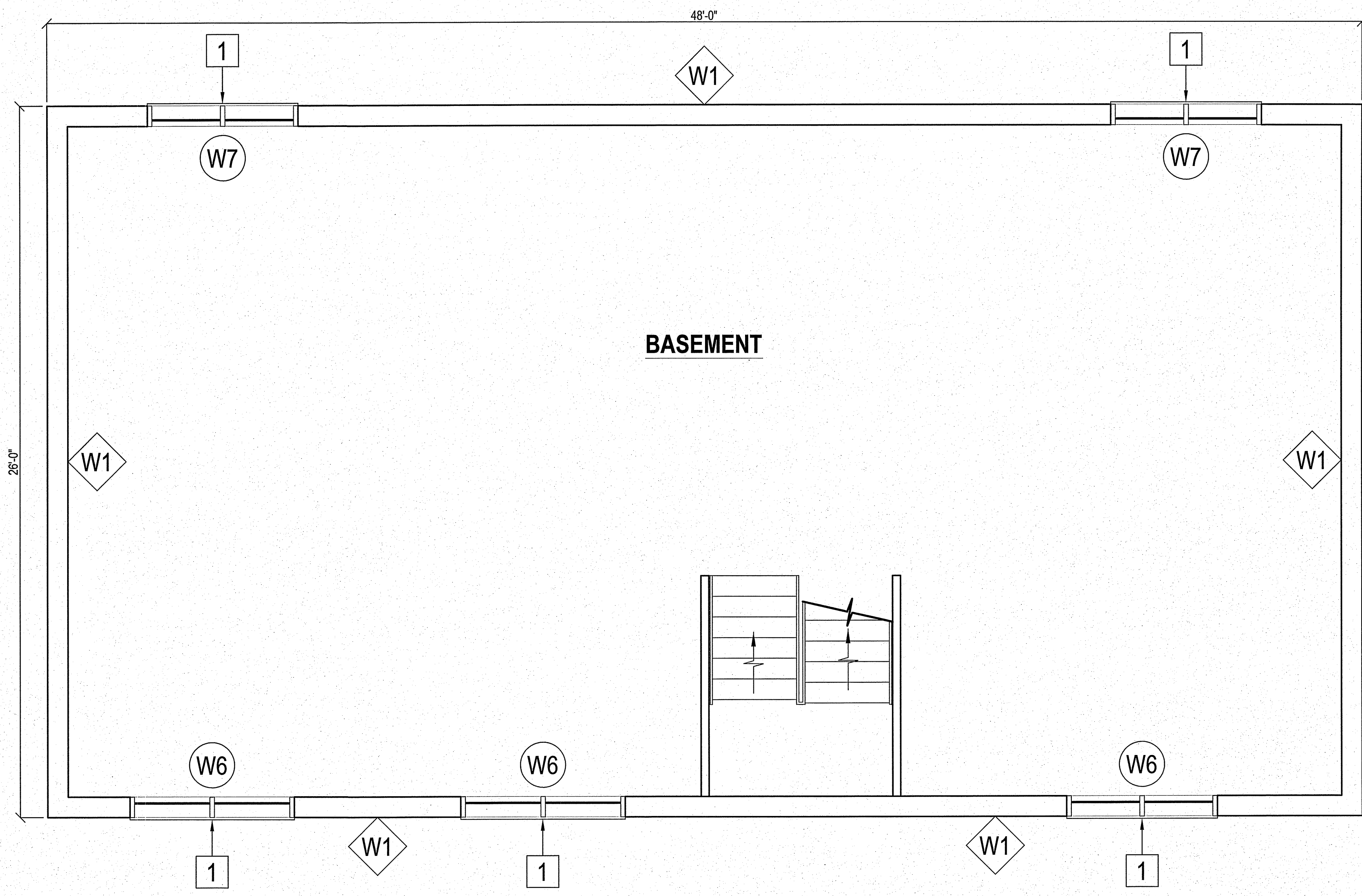
JOB NO. 13-091-01-10

#	RE-SUBMISSION FOR PERMIT	12/30/10	AJRK
REV. #	REVISION	DATE (YY MM DD)	REV. BY

THIS DRAWING MUST NOT BE SCALED.
 THE GENERAL CONTRACTOR SHALL VERIFY ALL DIMENSIONS, DATUMS AND LEVELS PRIOR TO COMMENCEMENT OF WORK AND IS HELD RESPONSIBLE FOR REPORTING ANY DISCREPANCY OR OMISSION TO CAN-TEC SERVICES LTD. IMMEDIATELY.
 THIS DRAWING IS THE EXCLUSIVE PROPERTY OF CAN-TEC SERVICES LTD. AND CAN BE REPRODUCED ONLY WITH THE PERMISSION OF CAN-TEC SERVICES LTD. IN WHICH CASE THE REPRODUCTION MUST BEAR THEIR NAME AS THE ENGINEERING/DRAFTING FIRM.



1948 MAIN STREET, WINNIPEG, MANITOBA Tel: (204) 943-7222 Fax: (204) 947-5717 http://www.cantecservices.ca/



BASEMENT

PROJECT: 111 LIPSEY DRIVE, SNOW LAKE, MANITOBA

PROJECT TITLE: ENVELOPE RETROFIT
 SHEET TITLE: NEW BASEMENT FLOOR PLAN

DATE (YY MM DD): 13 06 19
 SCALE: 3/8" = 1'-0"
 DRAWN BY: AJRK
 CHECKED BY: RS

LOCATION: 111 LIPSEY DRIVE, SNOW LAKE, MANITOBA

1 NEW BASEMENT FLOOR PLAN
 A2.3 SCALE: 3/8" = 1'-0"

DRAWING NOTES: ##
 1 INSTALL NEW WINDOWS


WALL CONSTRUCTION NOTES:
 W#
 W1 **NEW EXTERIOR WALL CONSTRUCTION**
 NEW - ENGINEERED WOOD SIDING
 NEW - TYPAR AIR BARRIER
 NEW - 7/16" OSB SHEATHING
 NEW - 2" RIGID INSULATION (TYPE 4)
 NEW - Z-GIRTS
 NEW - 7/16" OSB SHEATHING
 EXISTING - SHEATHING
 EXISTING - BATT INSULATION
 EXISTING - 2X6 STUD WALL
 EXISTING - DRYWALL

A2.1
 REVISION #: 00
 JOB NO. 13-091-01-10

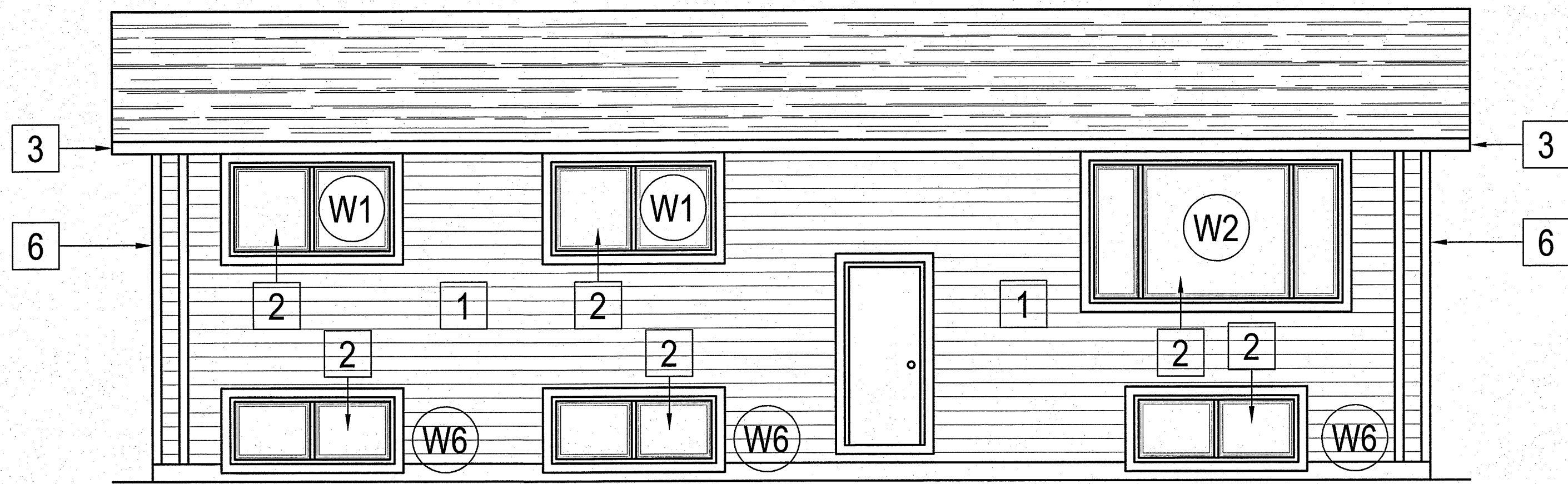
#	REVISION	DATE (YY MM DD)	REV. BY
1	RE-SUBMISSION FOR PERMIT	12/30/10	AJRK

THIS DRAWING MUST NOT BE SCALED.
 THE GENERAL CONTRACTOR SHALL VERIFY ALL DIMENSIONS, DATUMS AND LEVELS PRIOR TO COMMENCEMENT OF WORK AND IS HELD RESPONSIBLE FOR REPORTING ANY DISCREPANCY OR OMISSION TO CAN-TEC SERVICES LTD. IMMEDIATELY.
 THIS DRAWING IS THE EXCLUSIVE PROPERTY OF CAN-TEC SERVICES LTD. AND CAN BE REPRODUCED ONLY WITH THE PERMISSION OF CAN-TEC SERVICES LTD. IN WHICH CASE THE REPRODUCTION MUST BEAR THEIR NAME AS THE ENGINEERING/DRAFTING FIRM.

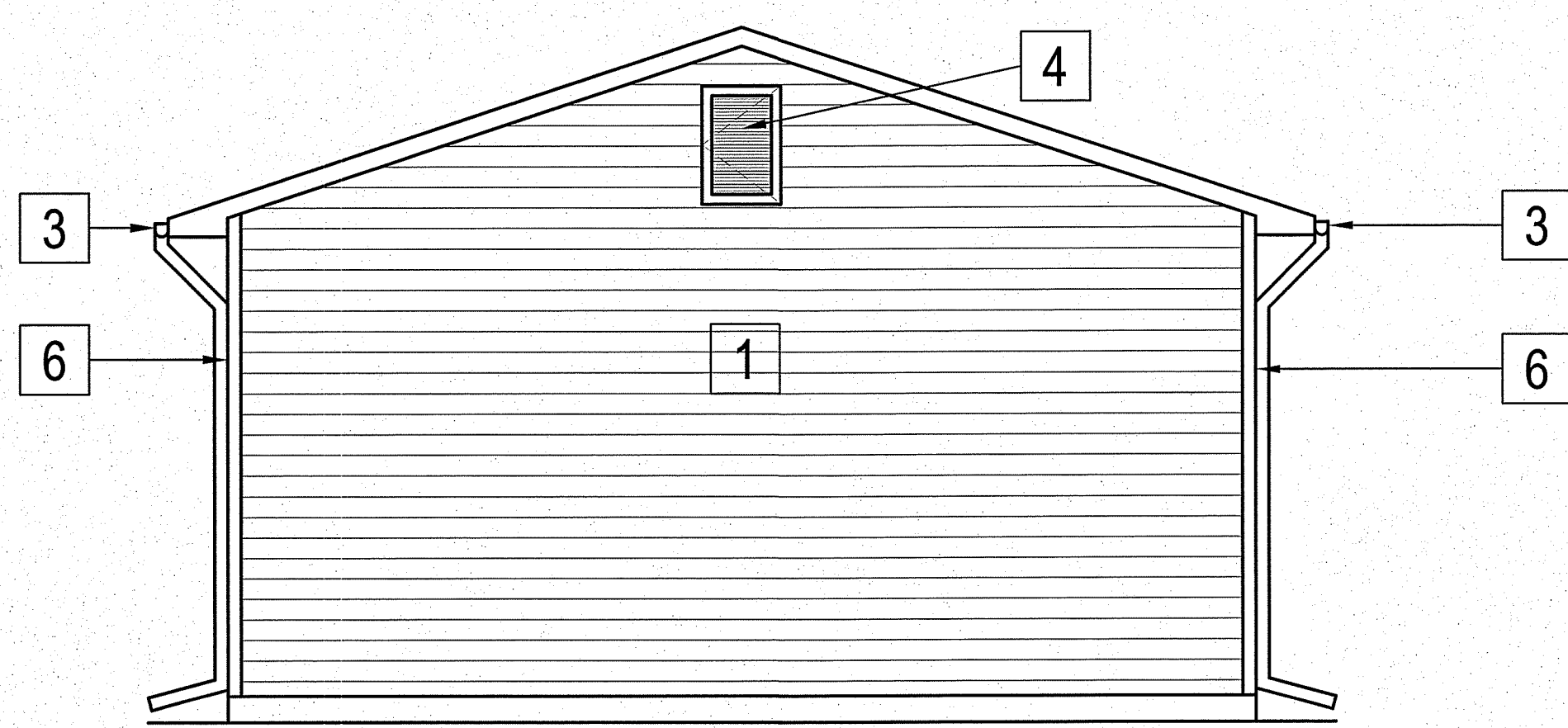
ENGINEERING AND DRAFTING
 1948 MAIN STREET, WINNIPEG, MANITOBA Tel: (204) 943-7222 Fax: (204) 947-5717
<http://www.cantecservices.ca/>



SEALED BY:

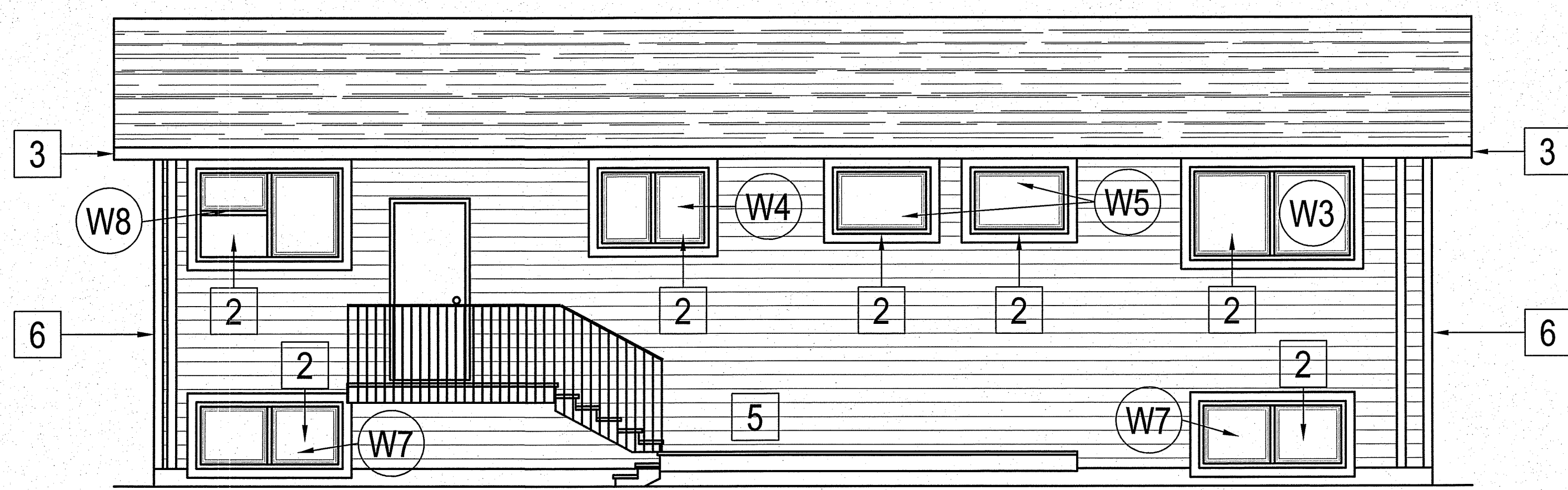


1 NEW FRONT ELEVATION
 A3.0 SCALE: 1/4" = 1'-0"



2 NEW SIDE ELEVATION
 A3.0 SCALE: 1/4" = 1'-0"

- DRAWING NOTES:** ##
- 1 INSTALL NEW SIDING.
 - 2 INSTALL NEW WINDOWS W/ 4" EXTERIOR TRIM BOARD.
 - 3 INSTALL NEW EXISTING SOFFIT & FASCIA, DOWN SPOUTS, & EAVESTROUGHS.
 - 4 INSTALL NEW 24" X 36" ATTIC ACCESS.
 - 5 RE-INSTALL EXISTING DECK & STAIRS AFTER CONSTRUCTION ON PREVIOUS LOCATION.
 - 6 4" TRIM BOARD



3 NEW REAR ELEVATION
 A3.0 SCALE: 1/4" = 1'-0"

- GENERAL NOTES:**
- 1. REPLACE ALL EXISTING LIGHTS WITH NEW.
 - 2. EXTEND ALL O.S. SERVICES AS REQUIRED (HOSE BIBS, PLUGS, VENTS, & ETC.)

PROJECT: 111 LIPSEY DRIVE, SNOW LAKE, MANITOBA

PROJECT TITLE: ENVELOPE RETROFIT
 SHEET TITLE: NEW ELEVATIONS

CHECKED BY: RS
 DRAWN BY: AJRK
 DATE (YY MM DD): 13 06 19
 SCALE: 1/4" = 1'-0"
 LOCATION: 111 LIPSEY DRIVE, SNOW LAKE, MANITOBA

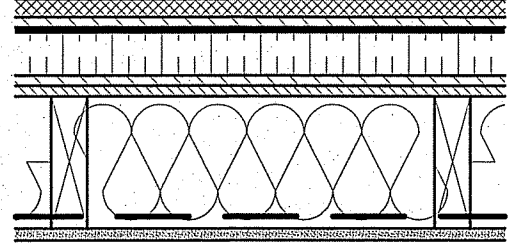
A3.0
 REVISION #: 00
 JOB NO. 13-091-01-10

#	RE-SUBMISSION FOR PERMIT	12/30/10	AJRK
REV. #	REVISION	DATE (YY MM DD)	REV. BY


WINDOWS & DOORS SCHEDULE

W1

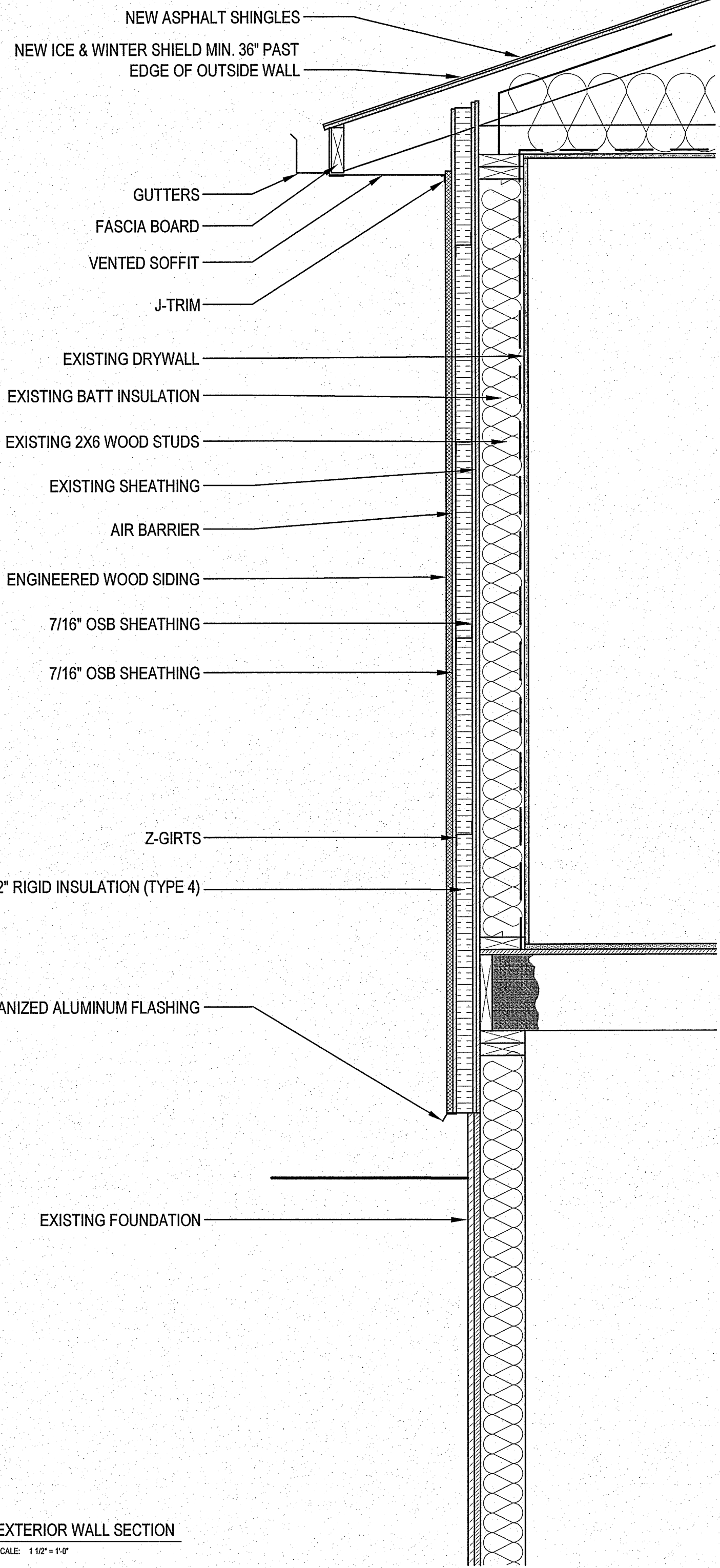
NEW EXTERIOR WALL CONSTRUCTION
 NEW - ENGINEERED WOOD SIDING
 NEW - TYPAR AIR BARRIER
 NEW - 7/16" OSB SHEATHING
 NEW - 2" RIGID INSULATION (TYPE 4)
 NEW - Z-GIRTS
 NEW - 7/16" OSB SHEATHING
 EXISTING - SHEATHING
 EXISTING - BATT INSULATION
 EXISTING - 2X6 STUD WALL
 EXISTING - DRYWALL



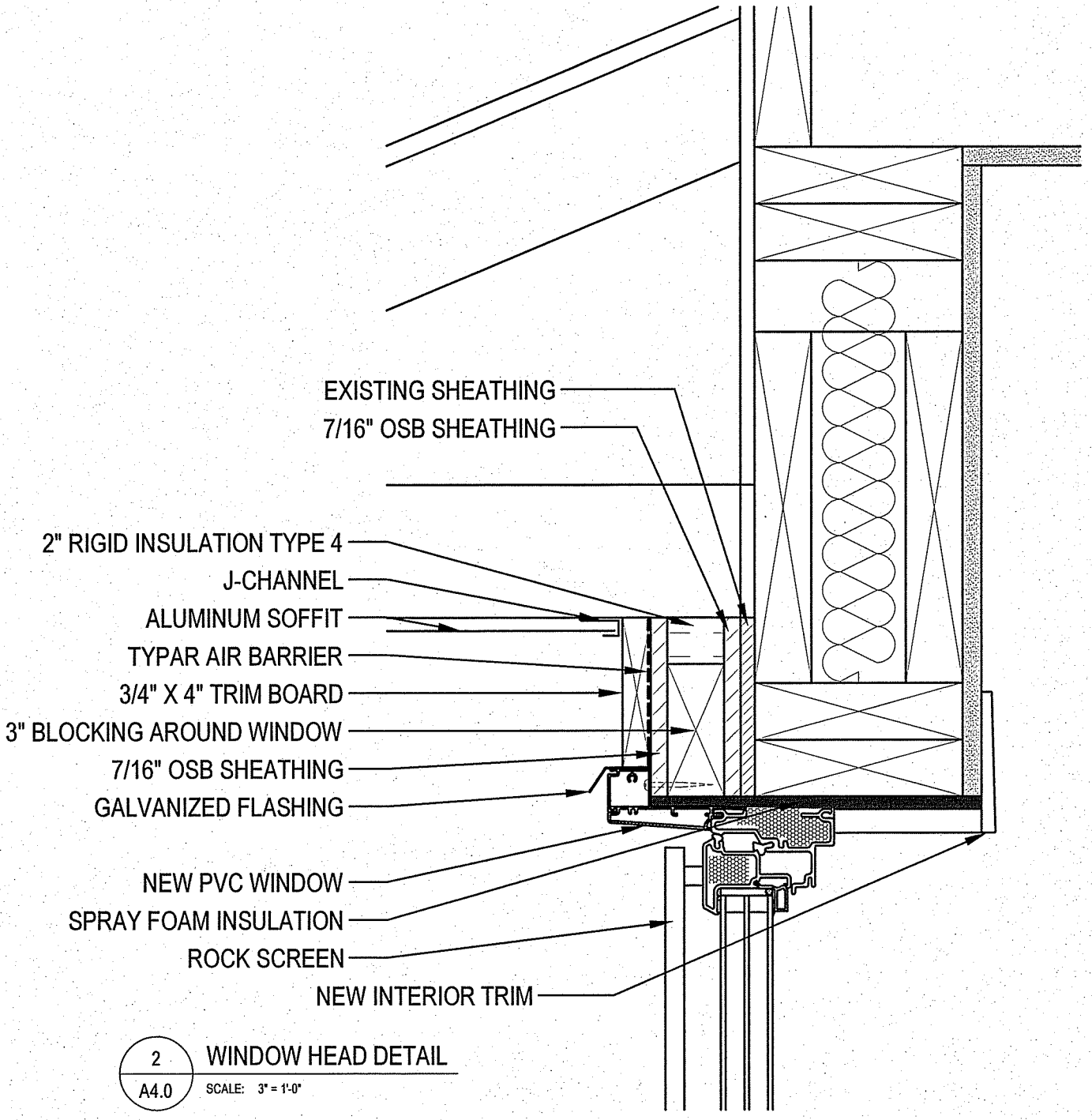
THIS DRAWING MUST NOT BE SCALED.
 THE GENERAL CONTRACTOR SHALL VERIFY ALL DIMENSIONS, DATUMS AND LEVELS PRIOR TO COMMENCEMENT OF WORK AND IS HELD RESPONSIBLE FOR REPORTING ANY DISCREPANCY OR OMISSION TO CAN-TEC SERVICES LTD. IMMEDIATELY.
 THIS DRAWING IS THE EXCLUSIVE PROPERTY OF CAN-TEC SERVICES LTD. AND CAN BE REPRODUCED ONLY WITH THE PERMISSION OF CAN-TEC SERVICES LTD. IN WHICH CASE THE REPRODUCTION MUST BEAR THEIR NAME AS THE ENGINEERING/DRAFTING FIRM.



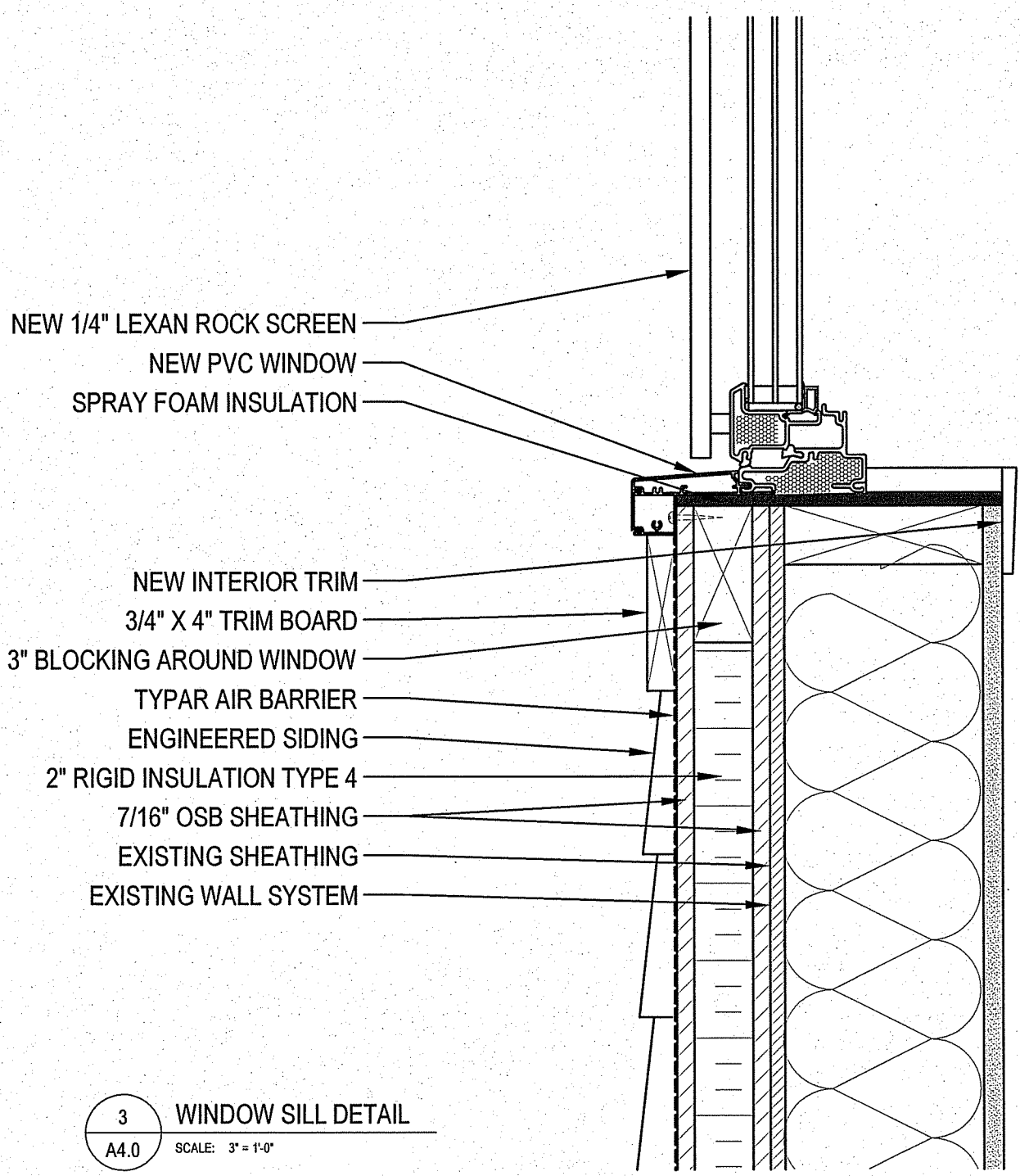
ENGINEERING AND DRAFTING
 1948 MAIN STREET, WINNIPEG, MANITOBA
 Tel: (204) 943-7222 Fax: (204) 947-5717
<http://www.cantecservices.ca/>



1 EXTERIOR WALL SECTION
 A4.0 SCALE: 1/12" = 1'-0"



2 WINDOW HEAD DETAIL
 A4.0 SCALE: 3" = 1'-0"



3 WINDOW SILL DETAIL
 A4.0 SCALE: 3" = 1'-0"

PROJECT: 111 LIPSEY DRIVE, SNOW LAKE, MANITOBA

PROJECT TITLE: ENVELOPE RETROFIT
 SHEET TITLE: SECTION DETAILS

DATE (Y/M/DD): 13 06 19
 SCALE: AS NOTED
 CHECKED BY: RS
 DRAWN BY: AJRK

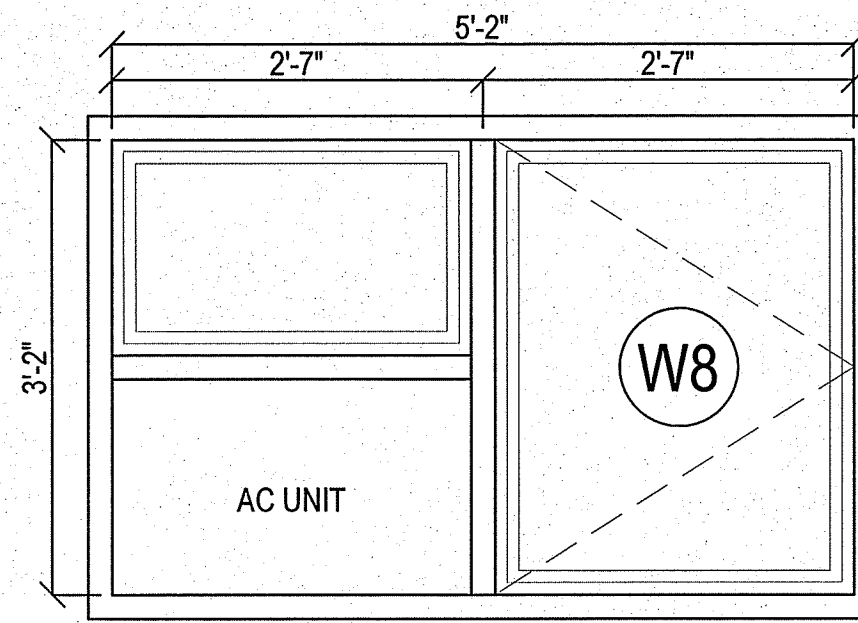
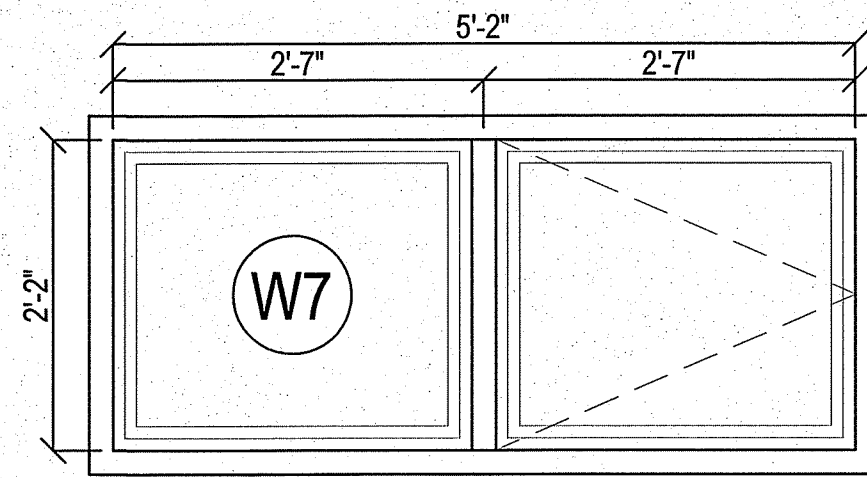
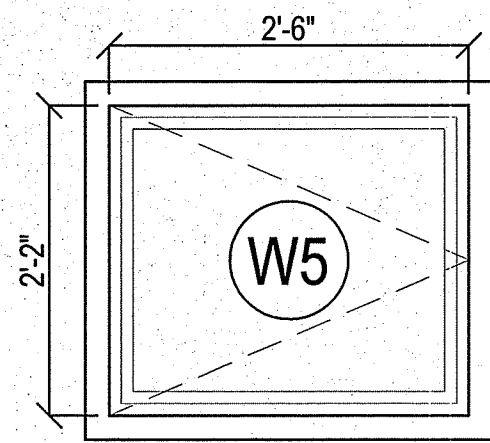
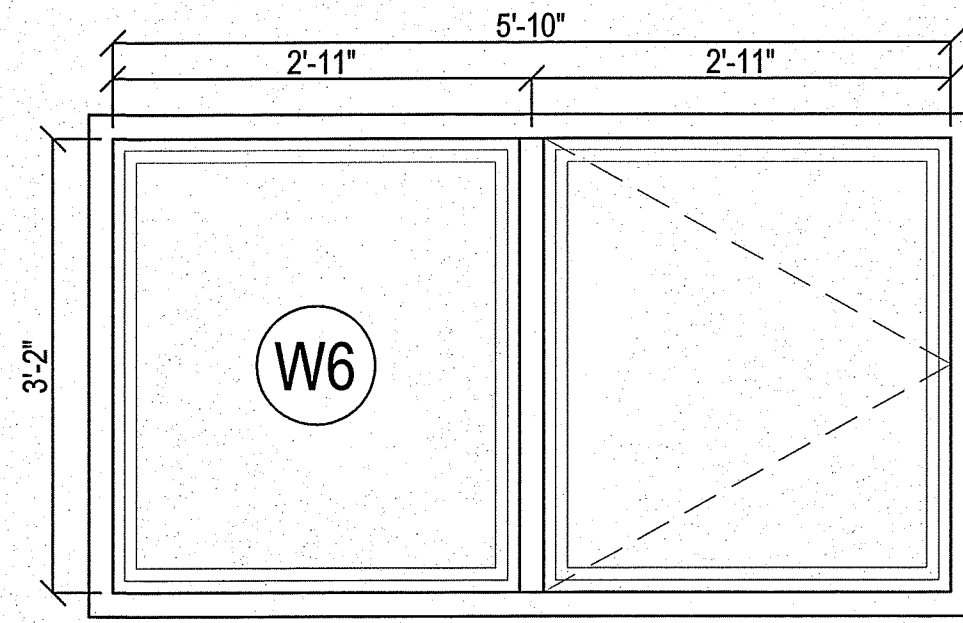
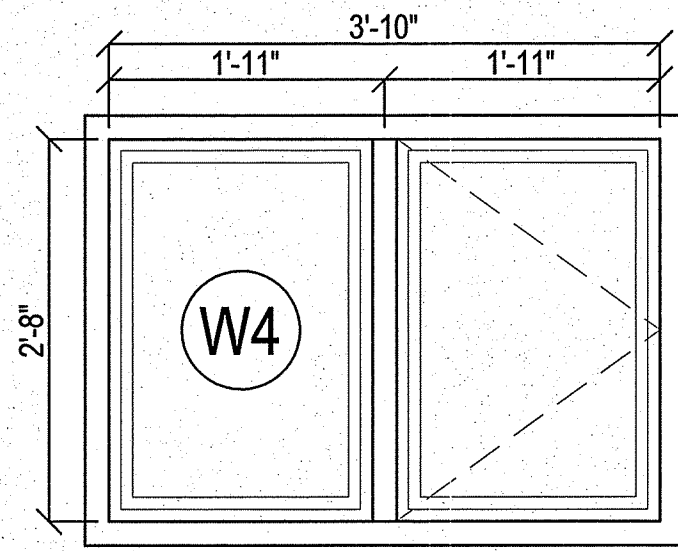
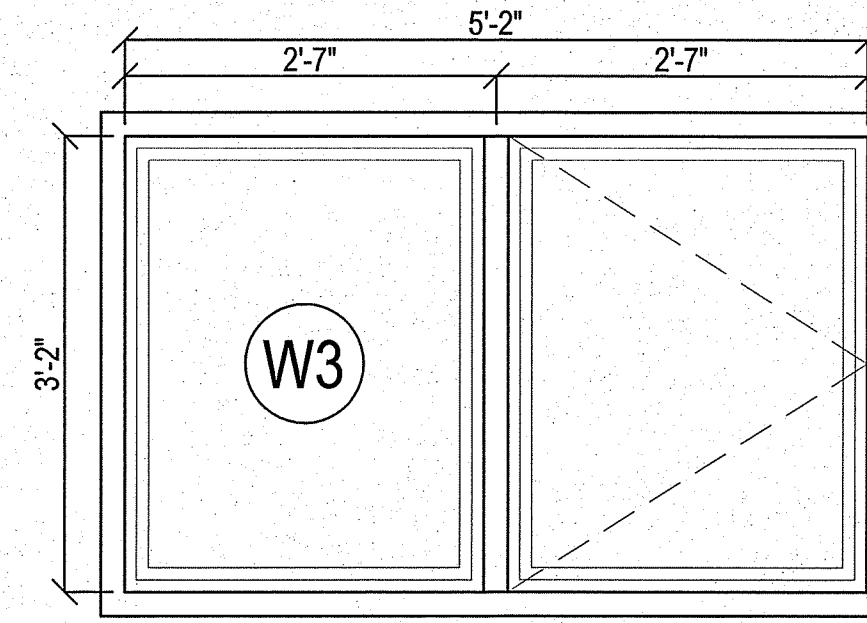
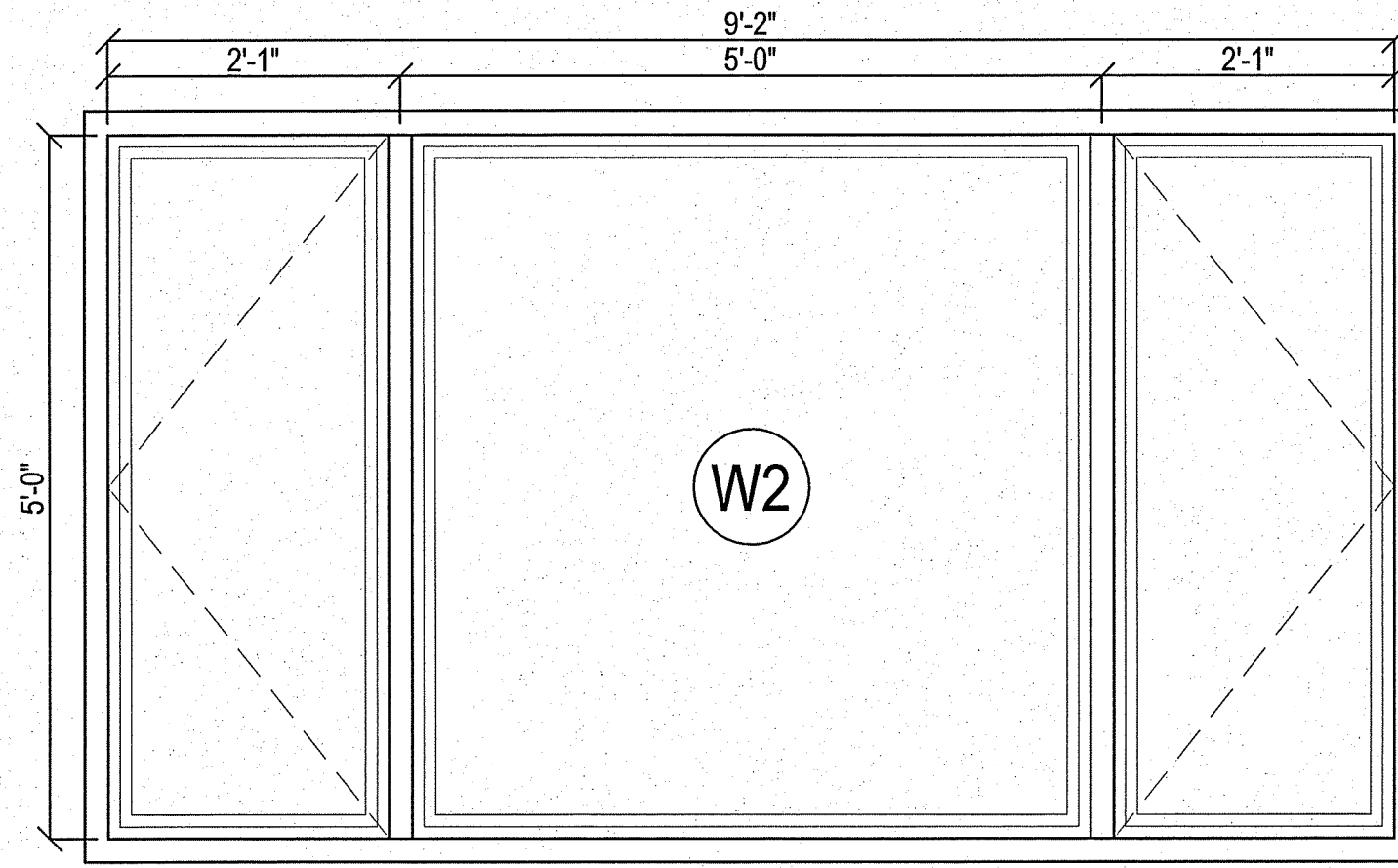
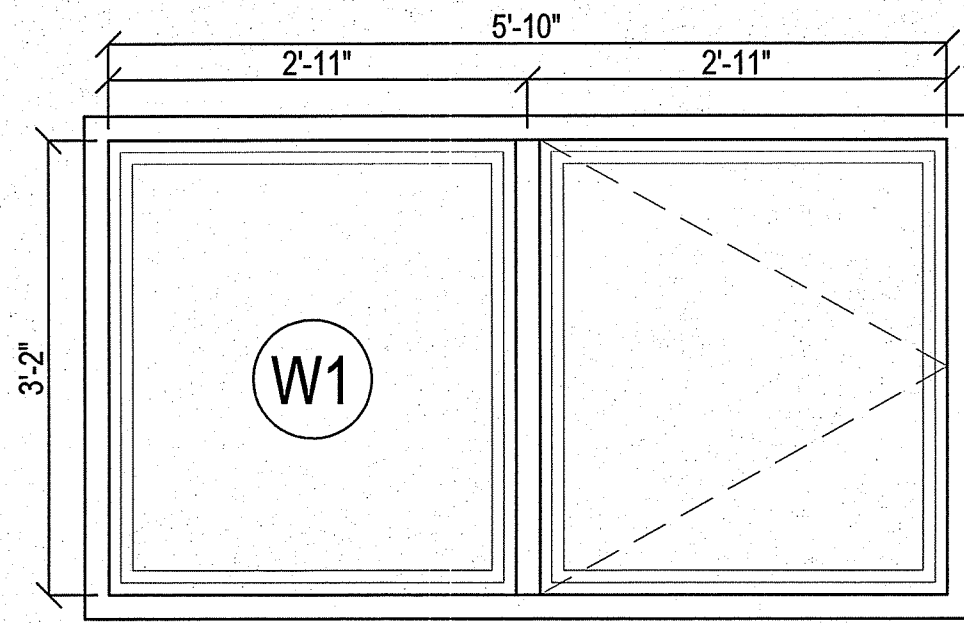
LOCATION: 111 LIPSEY DRIVE, SNOW LAKE, MANITOBA

A4.0
 REVISION #: 00
 JOB NO.


#	REVISION	DATE (YY MM DD)	REV. BY
1	RE-SUBMISSION FOR PERMIT	12/30/10	AJRK
2			

13-091-01-10

WINDOWS & DOORS SCHEDULE



THIS DRAWING MUST NOT BE SCALED.
 THE GENERAL CONTRACTOR SHALL VERIFY ALL DIMENSIONS, DATUMS AND LEVELS PRIOR TO COMMENCEMENT OF WORK AND IS HELD RESPONSIBLE FOR REPORTING ANY DISCREPANCY OR OMISSION TO CAN-TEC SERVICES LTD. IMMEDIATELY.
 THIS DRAWING IS THE EXCLUSIVE PROPERTY OF CAN-TEC SERVICES LTD. AND CAN BE REPRODUCED ONLY WITH THE PERMISSION OF CAN-TEC SERVICES LTD. IN WHICH CASE THE REPRODUCTION MUST BEAR THEIR NAME AS THE ENGINEERING/DRAFTING FIRM.



ENGINEERING AND DRAFTING
 1948 MAIN STREET, WINNIPEG, MANITOBA Tel: (204) 949-7222 Fax: (204) 947-5717
<http://www.cantecservices.ca/>

SEALED BY:

PROJECT: 111 LIPSEY DRIVE, SNOW LAKE, MANITOBA

PROJECT TITLE: ENVELOPE RETROFIT
 SHEET TITLE: WINDOWS DETAILS

DATE (YY MM DD): 13 06 19
 SCALE: NTS
 DRAWN BY: AJRK
 CHECKED BY: RS

LOCATION: 111 LIPSEY DRIVE, SNOW LAKE, MANITOBA

A4.1

REVISION #: 00
 JOB NO.


13-091-01-10

#	REVISION	DATE (YY MM DD)	REVISION	REVISION
1	RE-SUBMISSION FOR PERMIT	12/30/10	AJRK	REV. BY

THIS DRAWING MUST NOT BE SCALED.
 THE GENERAL CONTRACTOR SHALL VERIFY ALL DIMENSIONS, DATUMS AND LEVELS PRIOR TO COMMENCEMENT OF WORK AND IS HELD RESPONSIBLE FOR REPORTING ANY DISCREPANCY OR OMISSION TO CAN-TEC SERVICES LTD. IMMEDIATELY.

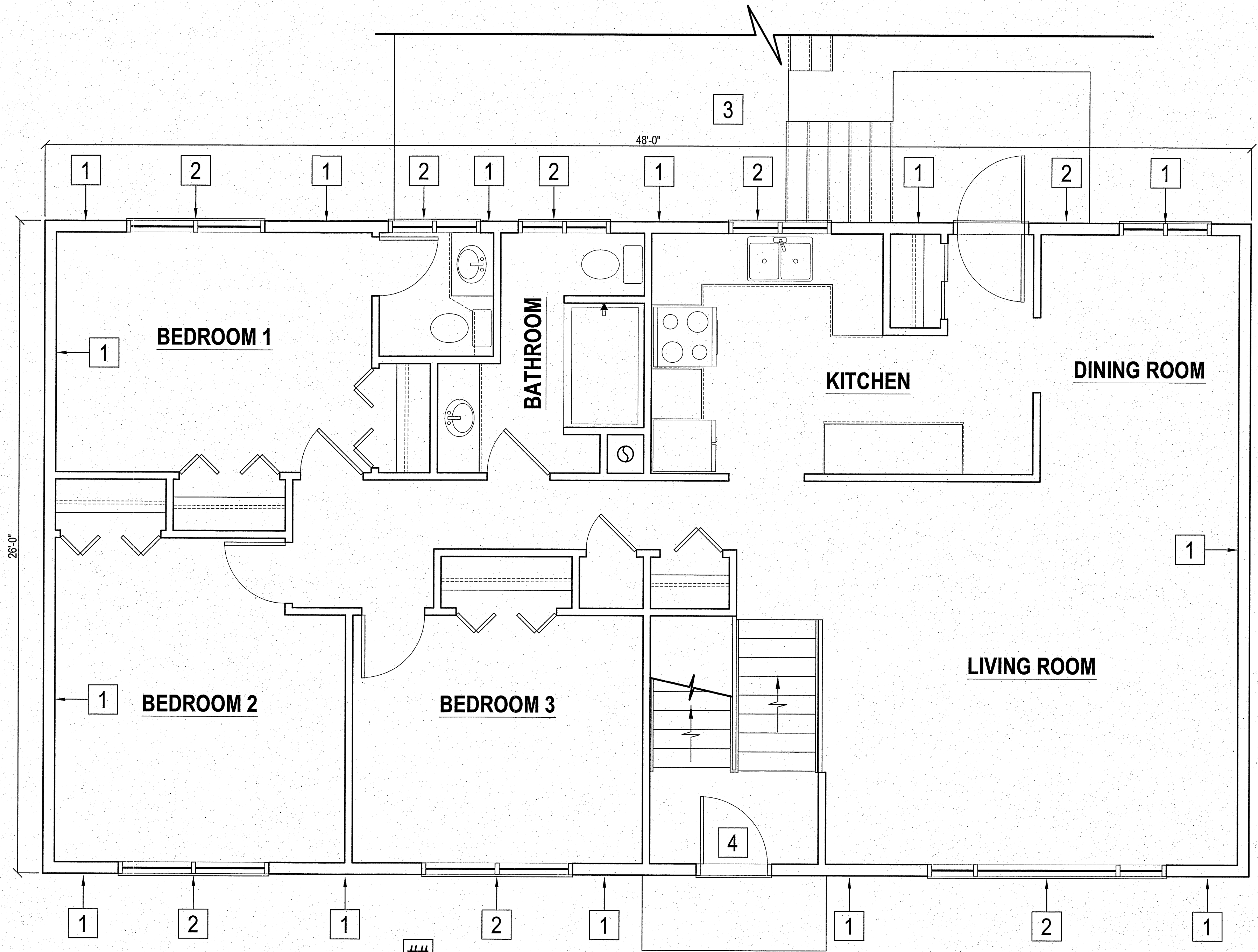
THIS DRAWING IS THE EXCLUSIVE PROPERTY OF CAN-TEC SERVICES LTD. AND CAN BE REPRODUCED ONLY WITH THE PERMISSION OF CAN-TEC SERVICES LTD. IN WHICH CASE THE REPRODUCTION MUST BEAR THEIR NAME AS THE ENGINEERING/DRAFTING FIRM.

http://www.cantecservices.ca/



ENGINEERING AND DRAFTING
 1948 MAIN STREET, WINNIPEG, MANITOBA
 Tel: (204) 943-7222 Fax: (204) 947-5717

SEALED BY:



PROJECT: 199 OLSON AVENUE, SNOW LAKE, MANITOBA

PROJECT TITLE: ENVELOPE RETROFIT
 SHEET TITLE: DEMOLITION MAIN FLOOR PLAN

DATE (YYMMDD): 13 06 19
 SCALE: 3/8" = 1'-0"
 DRAWN BY: AJRK
 CHECKED BY: RS

LOCATION: 199 OLSON AVENUE, SNOW LAKE, MANITOBA

1 DEMOLITION MAIN FLOOR PLAN
 A1.0 SCALE: 3/8" = 1'-0"

DRAWING NOTES:

- 1 REMOVE EXTERIOR SIDING & BUILDING PAPER.
- 2 REMOVE EXISTING WINDOWS & INTERIOR CASING.
- 3 REMOVE EXISTING STAIRS & DECK IN REAR OF HOUSE TO BE RE-INSTALLED AFTER CONSTRUCTION.
 NOTE: DECK IS NOT SECURED TO HOUSE.
- 4 REMOVE FRONT DOOR.

A1.0

REVISION #: 00
 JOB NO.

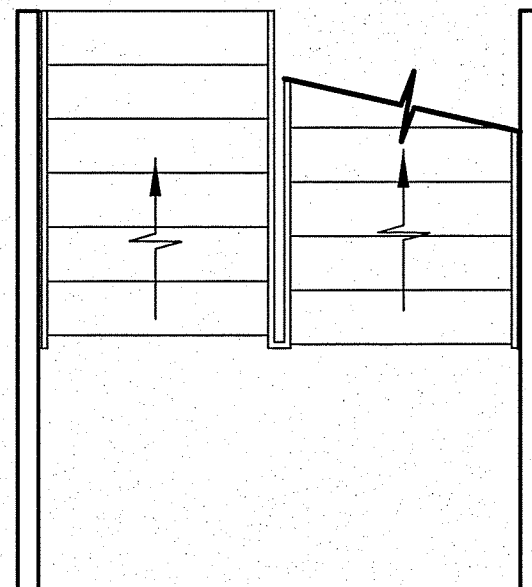
#	RE-SUBMISSION FOR PERMIT	DATE (YYMMDD)	REV. BY
1	REVISION	12/30/10	AJRK

13-091-01-10

48'-0"

26'-0"

BASEMENT



1

1

1

1

1


1 DEMOLITION BASEMENT FLOOR PLAN
 A1.1 SCALE: 3/8" = 1'-0"

DRAWING NOTES:

##

1 REMOVE EXISTING WINDOWS & INTERIOR CASING.

THIS DRAWING MUST NOT BE SCALED.
 THE GENERAL CONTRACTOR SHALL VERIFY ALL DIMENSIONS, DATUMS AND LEVELS PRIOR TO COMMENCEMENT OF WORK AND IS HELD RESPONSIBLE FOR REPORTING ANY DISCREPANCY OR OMISSION TO CAN-TEC SERVICES LTD. IMMEDIATELY.
 THIS DRAWING IS THE EXCLUSIVE PROPERTY OF CAN-TEC SERVICES LTD. AND CAN BE REPRODUCED ONLY WITH THE PERMISSION OF CAN-TEC SERVICES LTD. IN WHICH CASE THE REPRODUCTION MUST BEAR THEIR NAME AS THE ENGINEERING/DRAFTING FIRM.



SEALED BY:

ENGINEERING AND DRAFTING
 1948 MAIN STREET, WINNIPEG, MANITOBA Tel: (204) 943-7222 Fax: (204) 947-5717 http://www.cantecservices.ca/

PROJECT: 199 OLSON AVENUE, SNOW LAKE, MANITOBA

PROJECT TITLE: ENVELOPE RETROFIT

SHEET TITLE: DEMOLITION BASEMENT FLOOR PLAN

DATE (YY MM DD): 13 06 19
 SCALE: 3/8" = 1'-0"
 DRAWN BY: AJRK
 CHECKED BY: RS

LOCATION: 199 OLSON AVENUE, SNOW LAKE, MANITOBA

A1.1


REVISION #: 00

#	RE-SUBMISSION FOR PERMIT	12/30/10	AJRK
REV. #	REVISION	DATE (YY MM DD)	REV. BY

13-091-01-10

THIS DRAWING MUST NOT BE SCALED.
 THE GENERAL CONTRACTOR SHALL VERIFY ALL DIMENSIONS, DATUMS AND LEVELS PRIOR TO COMMENCEMENT OF WORK AND IS HELD RESPONSIBLE FOR REPORTING ANY DISCREPANCY OR OMISSION TO CAN-TEC SERVICES LTD. IMMEDIATELY.

THIS DRAWING IS THE EXCLUSIVE PROPERTY OF CAN-TEC SERVICES LTD. AND CAN BE REPRODUCED ONLY WITH THE PERMISSION OF CAN-TEC SERVICES LTD. IN WHICH CASE THE REPRODUCTION MUST BEAR THEIR NAME AS THE ENGINEERING/DRAFTING FIRM.

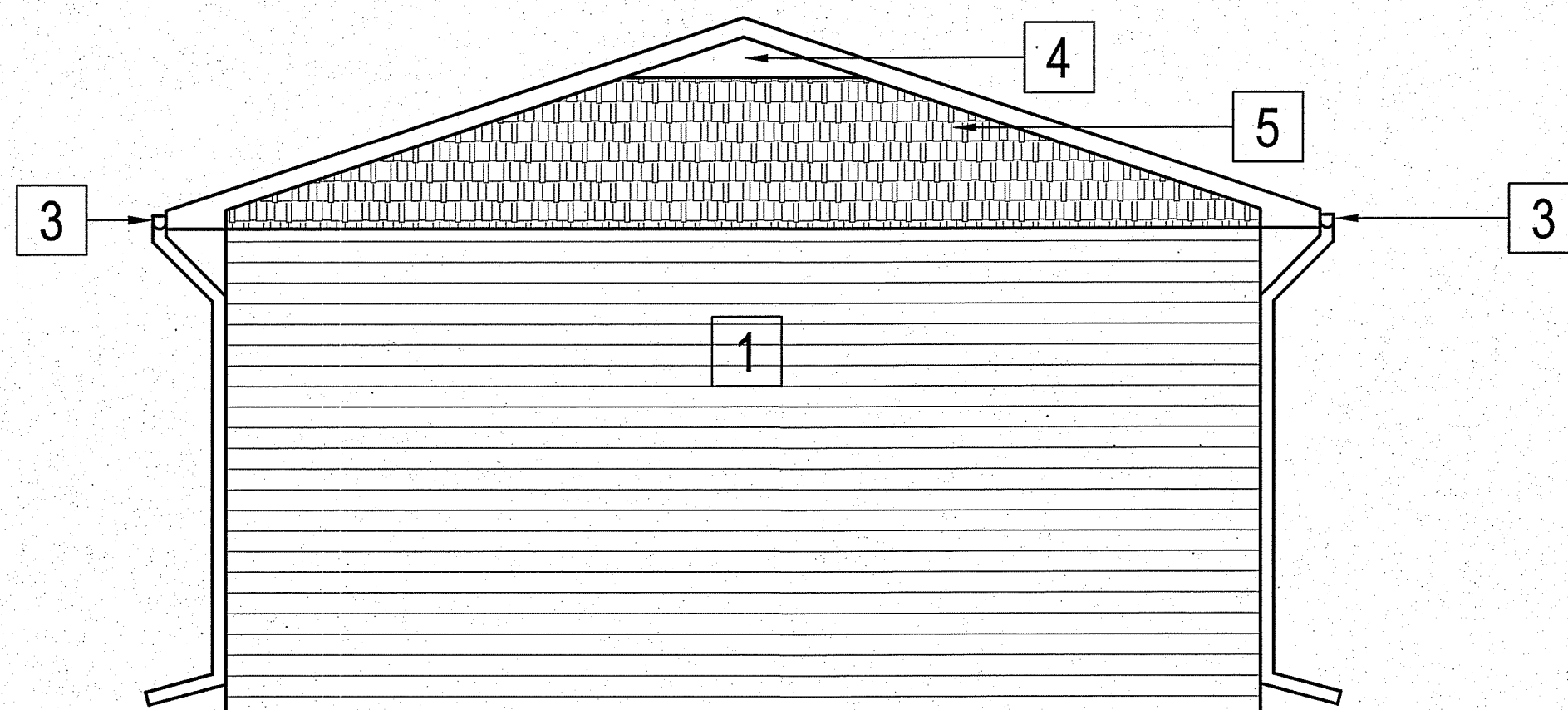


ENGINEERING AND DRAFTING
 1948 MAIN STREET, WINNIPEG, MANITOBA Tel: (204) 943-7222 Fax: (204) 947-5717
<http://www.cantecservices.ca/>

SEALED BY:



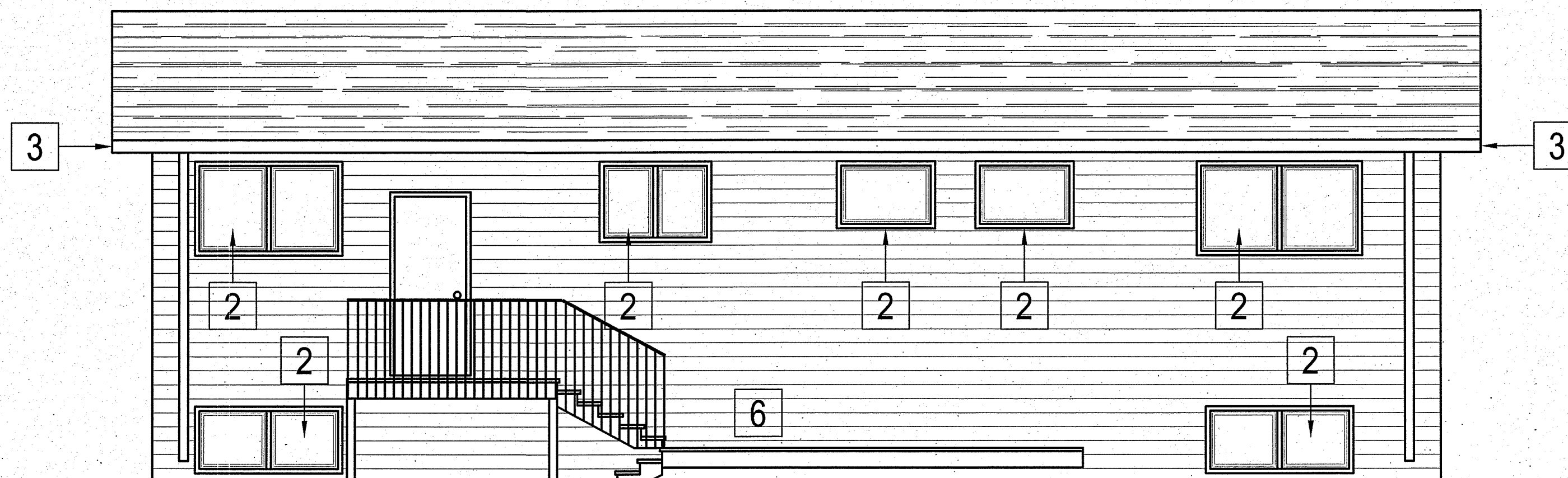
1 DEMOLITION FRONT ELEVATION
 A1.2 SCALE: 1/4" = 1'-0"



2 DEMOLITION SIDE ELEVATIONS
 A1.2 SCALE: 1/4" = 1'-0"

DRAWING NOTES: ##

- 1 REMOVE EXISTING HOUSE SIDING.
- 2 REMOVE EXISTING WINDOWS.
- 3 REMOVE EXISTING SOFFIT & FASCIA, DOWN SPOUTS, & EAVESTROUGHS.
- 4 REMOVE EXISTING VENTS.
- 5 REMOVE GABLE END SIDING.
- 6 REMOVE REAR DECK & STAIRS TO BE RE-INSTALLED AFTER CONSTRUCTION.
- 7 REMOVE FRONT DOOR.



3 DEMOLITION REAR ELEVATION
 A1.2 SCALE: 1/4" = 1'-0"

PROJECT: 199 OLSON AVENUE, SNOW LAKE, MANITOBA

PROJECT TITLE: ENVELOPE RETROFIT
 SHEET TITLE: DEMOLITION ELEVATIONS

DATE (YY MM DD): 13 06 19
 SCALE: 1/4" = 1'-0"
 DRAWN BY: AJRK
 CHECKED BY: RS

LOCATION: 199 OLSON AVENUE, SNOW LAKE, MANITOBA


A1.2

REVISION #: 00

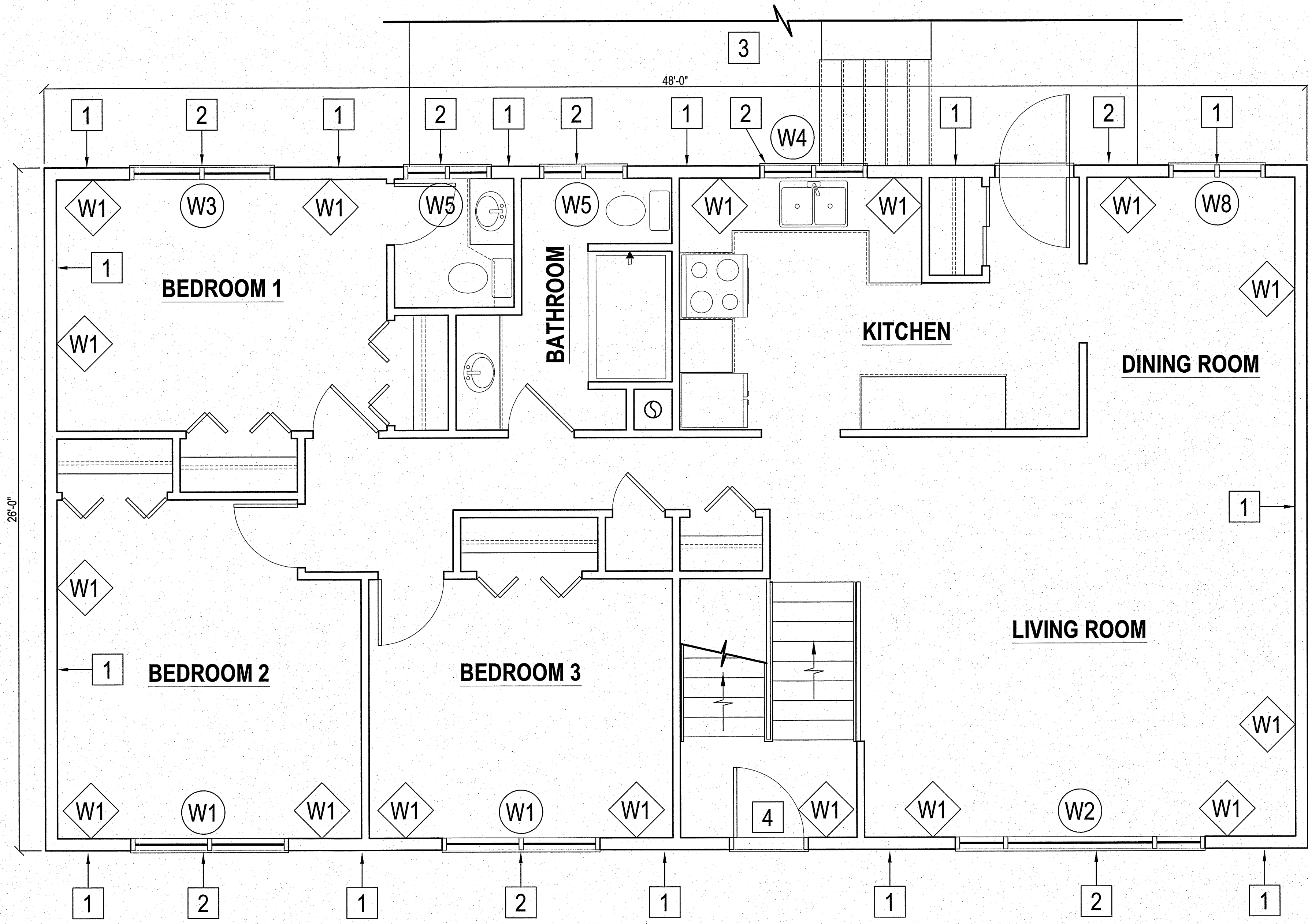
JOB NO. 13-091-01-10

REVISION FOR PERMIT 12/30/10
 REV. # REVISION DATE (YY MM DD) AJRK REV. BY

THIS DRAWING MUST NOT BE SCALED.
 THE GENERAL CONTRACTOR SHALL VERIFY ALL DIMENSIONS, DATUMS AND LEVELS PRIOR TO COMMENCEMENT OF WORK AND IS HELD RESPONSIBLE FOR REPORTING ANY DISCREPANCY OR OMISSION TO CAN-TEC SERVICES LTD. IMMEDIATELY.
 THIS DRAWING IS THE EXCLUSIVE PROPERTY OF CAN-TEC SERVICES LTD. AND CAN BE REPRODUCED ONLY WITH THE PERMISSION OF CAN-TEC SERVICES LTD. IN WHICH CASE THE REPRODUCTION MUST BEAR THEIR NAME AS THE ENGINEERING/DRAFTING FIRM.



ENGINEERING AND DRAFTING
 1948 MAIN STREET, WINNIPEG, MANITOBA Tel: (204) 943-7222 Fax: (204) 947-5717
<http://www.canteccservices.ca/>



PROJECT: 199 OLSON AVENUE, SNOW LAKE, MANITOBA

PROJECT TITLE: ENVELOPE RETROFIT
 SHEET TITLE: NEW MAIN FLOOR PLAN

DATE (YY MM DD): 13 06 19
 SCALE: 3/8" = 1'-0"
 DRAWN BY: AJRK
 CHECKED BY: RS
 LOCATION: 199 OLSON AVENUE, SNOW LAKE, MANITOBA

1 NEW MAIN FLOOR PLAN
 A2.0 SCALE: 3/8" = 1'-0"

DRAWING NOTES:

- 1 INSTALL NEW EXTERIOR SIDING & RIGID INSULATION (SEE DETAILS)
- 2 INSTALL NEW WINDOWS
- 3 RE-INSTALL REAR DECK & STAIRS
- 4 INSTALL NEW FRONT DOOR.

WALL CONSTRUCTION NOTES:

- W1** NEW EXTERIOR WALL CONSTRUCTION
 NEW - ENGINEERED WOOD SIDING
 NEW - TYPAR AIR BARRIER
 NEW - 7/16" OSB SHEATHING
 NEW - 2" RIGID INSULATION (TYPE 4)
 NEW - Z-GIRTS
 NEW - 7/16" OSB SHEATHING
 EXISTING - SHEATHING
 EXISTING - BATT INSULATION
 EXISTING - 2X6 STUD WALL
 EXISTING - DRYWALL

A2.0


REVISION #: 00

JOB NO. 13-091-01-10

#	RE-SUBMISSION FOR PERMIT	12/30/10	AJRK
REV. #	REVISION	DATE (YY MM DD)	REV. BY

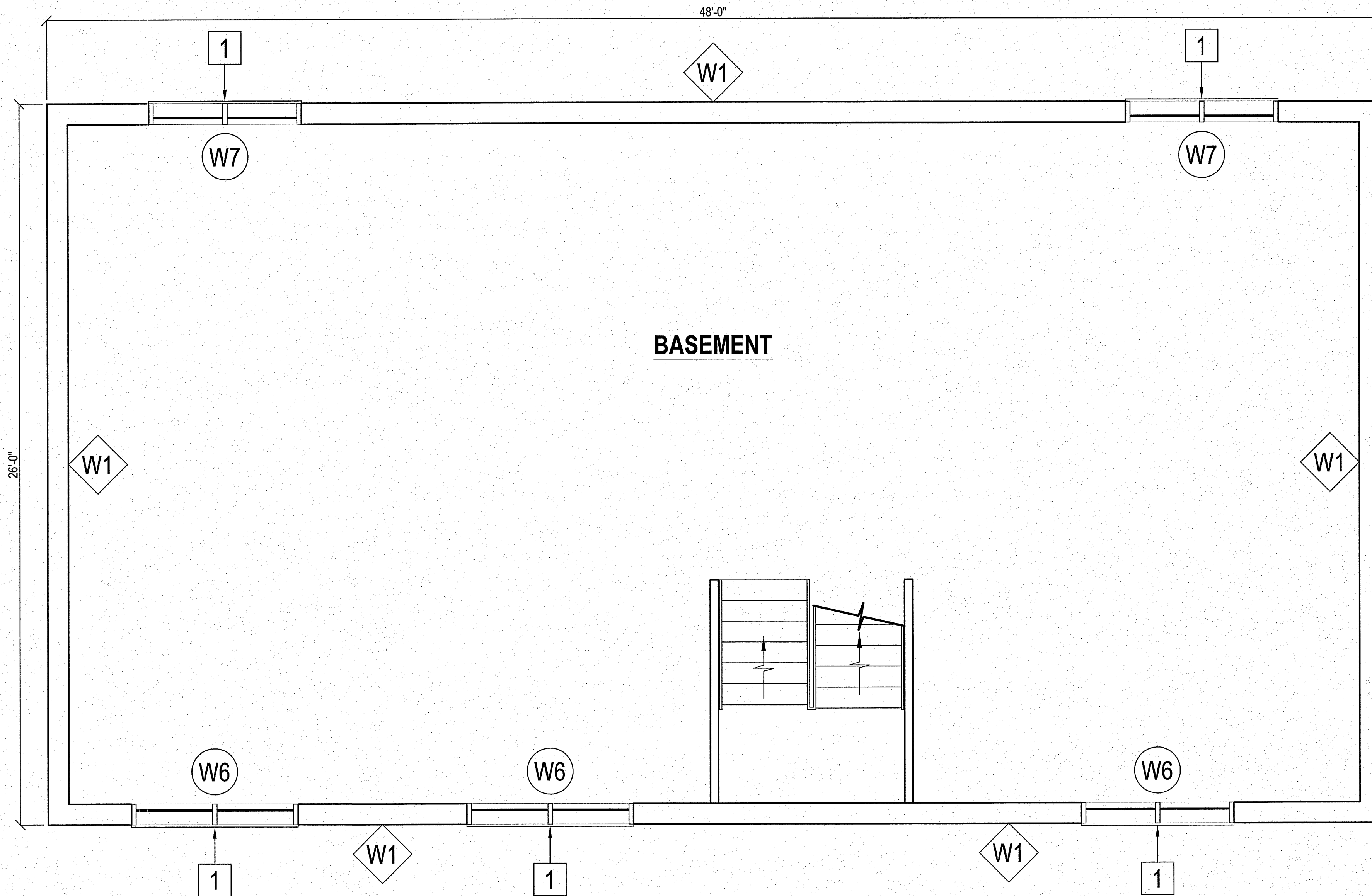
THIS DRAWING MUST NOT BE SCALED.
 THE GENERAL CONTRACTOR SHALL VERIFY ALL DIMENSIONS, DATUMS AND LEVELS PRIOR TO COMMENCEMENT OF WORK AND IS HELD RESPONSIBLE FOR REPORTING ANY DISCREPANCY OR OMISSION TO CAN-TEC SERVICES LTD. IMMEDIATELY.
 THIS DRAWING IS THE EXCLUSIVE PROPERTY OF CAN-TEC SERVICES LTD. AND CAN BE REPRODUCED ONLY WITH THE PERMISSION OF CAN-TEC SERVICES LTD. IN WHICH CASE THE REPRODUCTION MUST BEAR THEIR NAME AS THE ENGINEERING/DRAFTING FIRM.

http://www.cantecservices.ca/



ENGINEERING AND DRAFTING
 1948 MAIN STREET, WINNIPEG, MANITOBA Tel: (204) 943-7222 Fax: (204) 947-5717

SEALED BY:



26'-0"

48'-0"

BASEMENT

PROJECT: 199 OLSON AVENUE, SNOW LAKE, MANITOBA

PROJECT TITLE: ENVELOPE RETROFIT

SHEET TITLE: NEW BASEMENT FLOOR PLAN

DATE (YY MM DD): 13 06 19
 SCALE: 3/8" = 1'-0"
 DRAWN BY: AJRK
 CHECKED BY: RS

LOCATION: 199 OLSON AVENUE, SNOW LAKE, MANITOBA

1 NEW BASEMENT FLOOR PLAN
 A2.3 SCALE: 3/8" = 1'-0"

DRAWING NOTES:

1 INSTALL NEW WINDOWS

WALL CONSTRUCTION NOTES:

W1 NEW EXTERIOR WALL CONSTRUCTION
 NEW - ENGINEERED WOOD SIDING
 NEW - TYPAR AIR BARRIER
 NEW - 7/16" OSB SHEATHING
 NEW - 2" RIGID INSULATION (TYPE 4)
 NEW - Z-GIRTS
 NEW - 7/16" OSB SHEATHING
 EXISTING - SHEATHING
 EXISTING - BATT INSULATION
 EXISTING - 2X6 STUD WALL
 EXISTING - DRYWALL

A2.1


REVISION #: 00

#	REVISION	DATE (YY MM DD)	REV. BY
1	RE-SUBMISSION FOR PERMIT	12/30/10	AJRK

JOB NO. 13-091-01-10

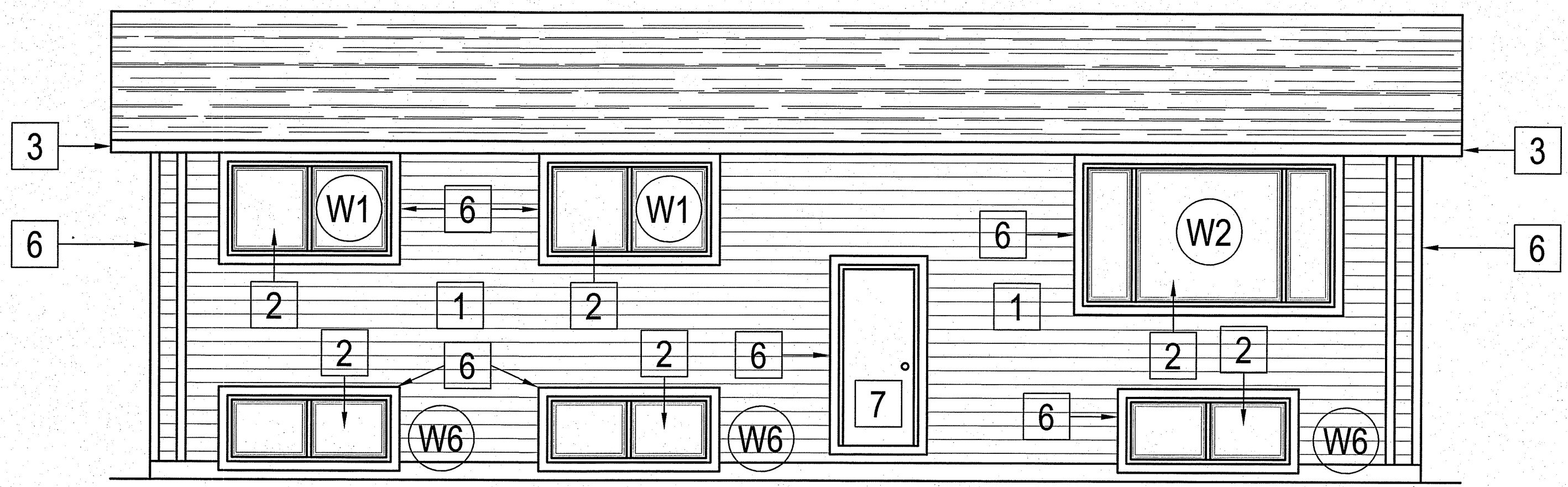
THIS DRAWING MUST NOT BE SCALED.
 THE GENERAL CONTRACTOR SHALL VERIFY ALL DIMENSIONS, DATUMS AND LEVELS PRIOR TO COMMENCEMENT OF WORK AND IS HELD RESPONSIBLE FOR REPORTING ANY DISCREPANCY OR OMISSION TO CAN-TEC SERVICES LTD. IMMEDIATELY.
 THIS DRAWING IS THE EXCLUSIVE PROPERTY OF CAN-TEC SERVICES LTD. AND CAN BE REPRODUCED ONLY WITH THE PERMISSION OF CAN-TEC SERVICES LTD. IN WHICH CASE THE REPRODUCTION MUST BEAR THEIR NAME AS THE ENGINEERING/DRAFTING FIRM.

http://www.cantecservices.ca/

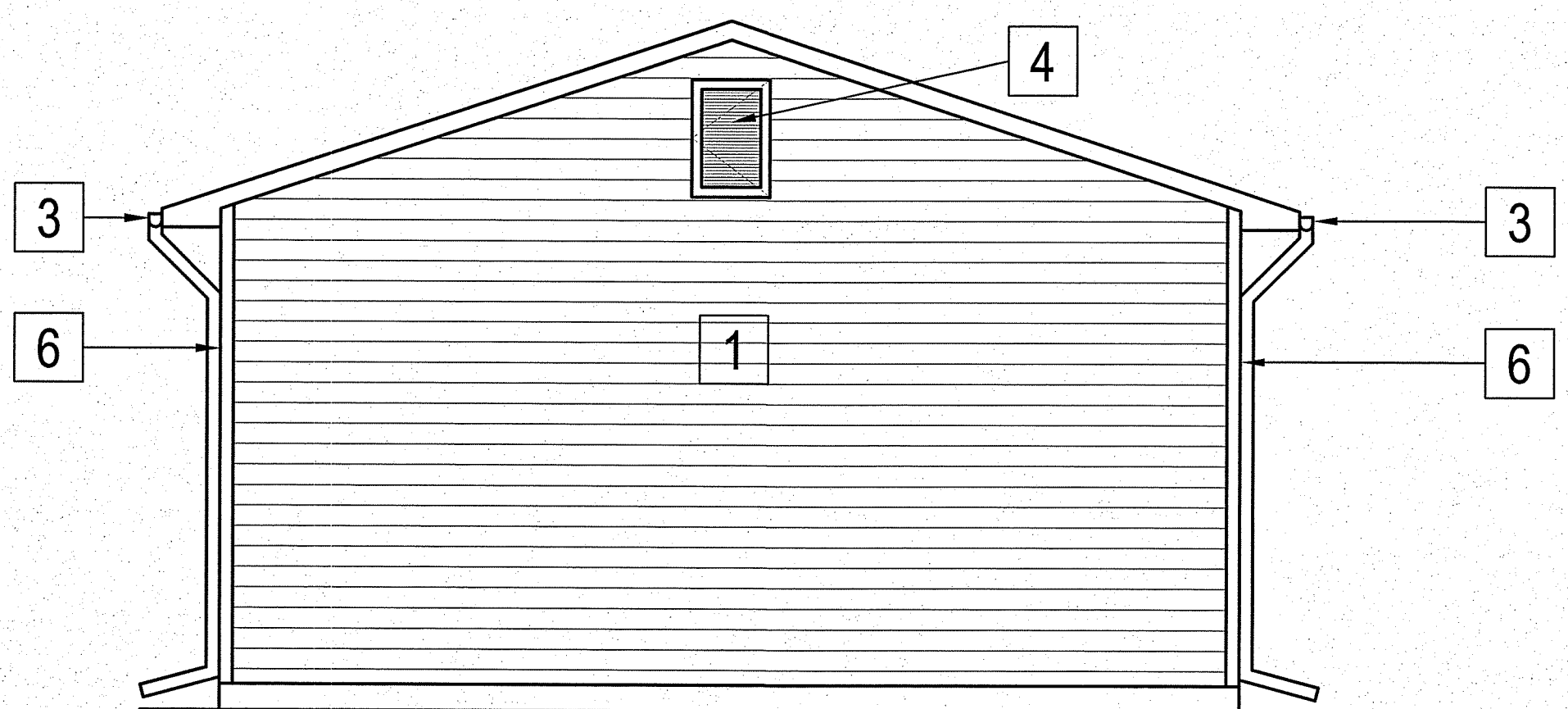


ENGINEERING AND DRAFTING
 1848 MAIN STREET, WINNIPEG, MANITOBA
 Tel: (204) 943-7222 Fax: (204) 947-5717

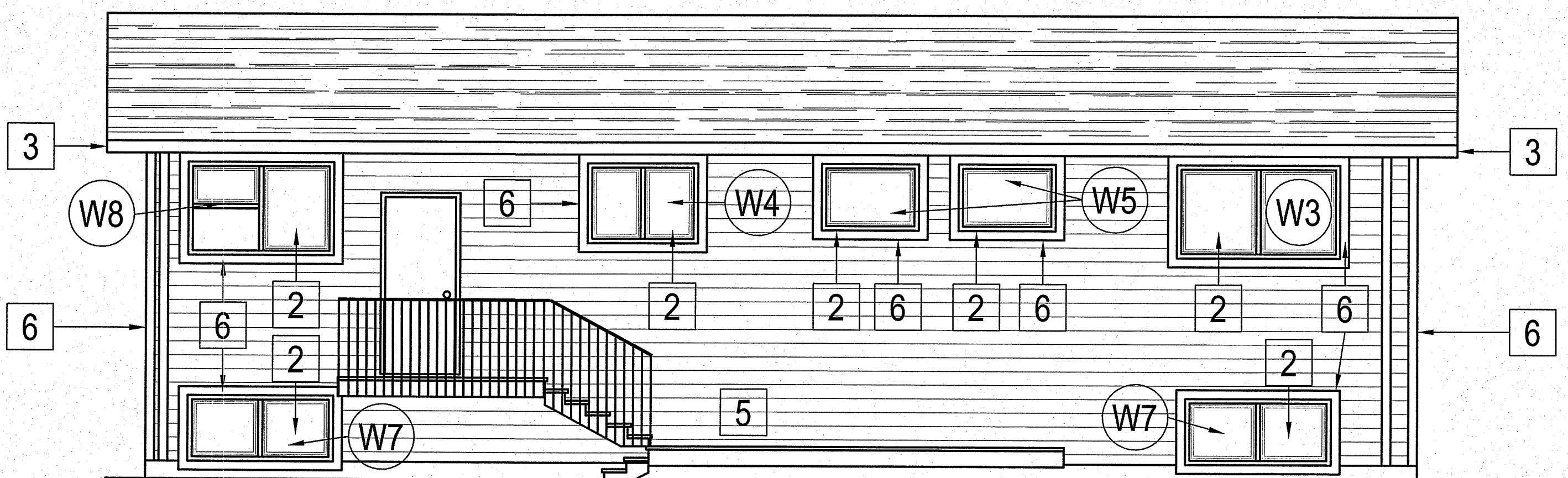
SEALED BY:



1 NEW FRONT ELEVATION
 A3.0 SCALE: 1/4" = 1'-0"



2 NEW SIDE ELEVATION
 A3.0 SCALE: 1/4" = 1'-0"



3 NEW REAR ELEVATION
 A3.0 SCALE: 1/4" = 1'-0"

DRAWING NOTES: ##

- 1 INSTALL NEW SIDING.
- 2 INSTALL NEW WINDOWS.
- 3 INSTALL NEW EXISTING SOFFIT & FASCIA, DOWN SPOUTS, & EAVESTROUGHS.
- 4 INSTALL NEW 24" X 36" ATTIC ACCESS.
- 5 RE-INSTALL EXISTING DECK & STAIRS AFTER CONSTRUCTION ON PREVIOUS LOCATION.
- 6 4" TRIM BOARD
- 7 INSTALL NEW FRONT DOOR.

- GENERAL NOTES:
- 1. REPLACE ALL EXISTING LIGHTS WITH NEW.
 - 2. EXTEND ALL O.S. SERVICES AS REQUIRED (HOSE BIBS, PLUGS, VENTS, & ETC.)

PROJECT: 199 OLSON AVENUE, SNOW LAKE, MANITOBA

PROJECT TITLE: ENVELOPE RETROFIT
 SHEET TITLE: NEW ELEVATIONS

CHECKED BY: RS
 DRAWN BY: AJRK
 DATE (Y/M/DD): 13.06.19
 SCALE: 1/4" = 1'-0"

LOCATION: 199 OLSON AVENUE, SNOW LAKE, MANITOBA

A3.0

REVISION #: 00


JOB NO. 13-091-01-10

#	RE-SUBMISSION FOR PERMIT	12/30/10	AJRK
REV. #	REVISION	DATE (YYMMDD)	REV. BY

WINDOWS & DOORS SCHEDULE

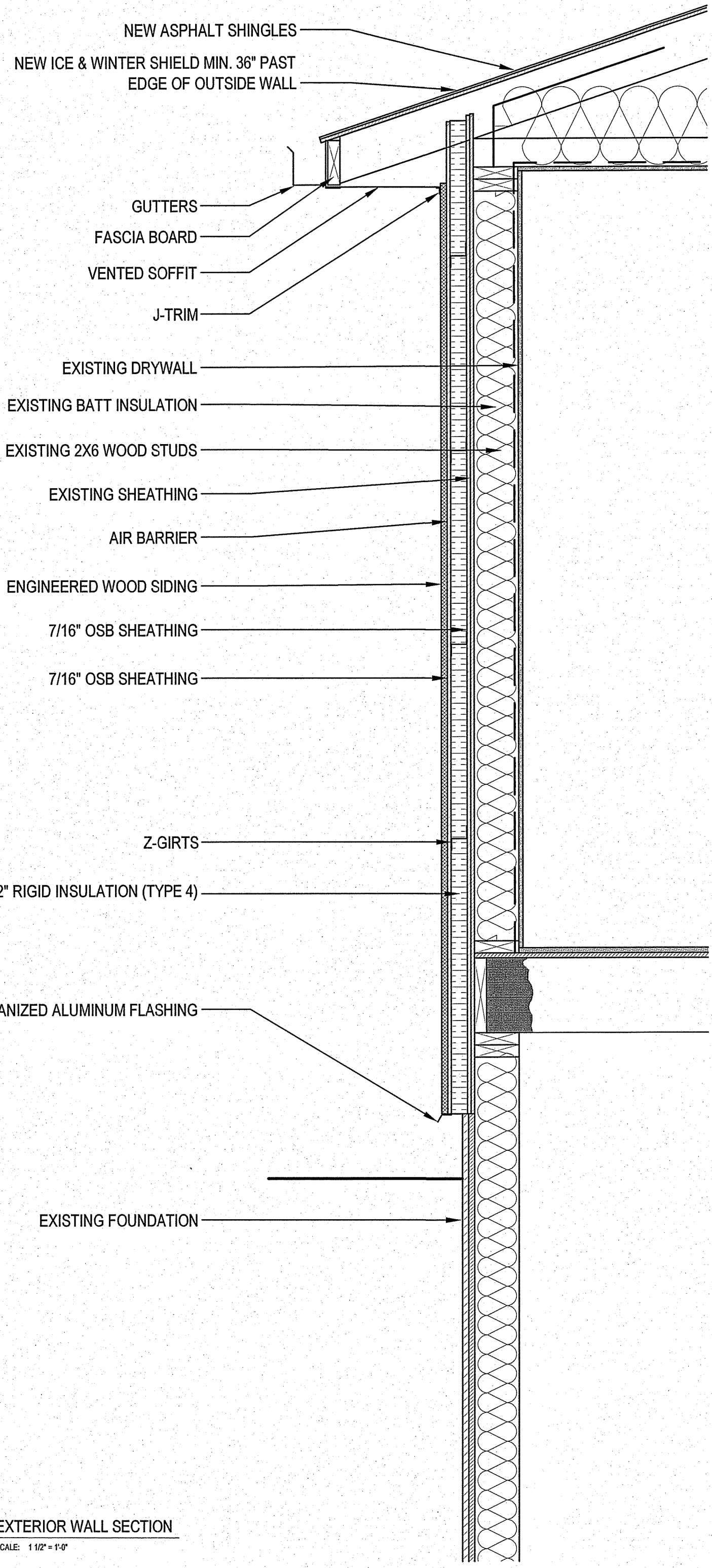
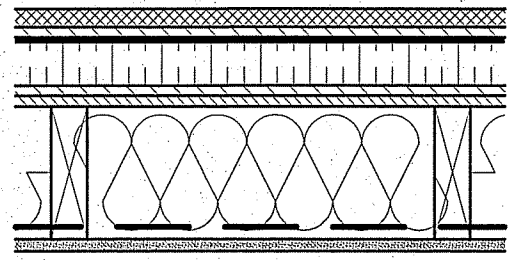
THIS DRAWING MUST NOT BE SCALED.
 THE GENERAL CONTRACTOR SHALL VERIFY ALL DIMENSIONS, DATUMS AND LEVELS PRIOR TO COMMENCEMENT OF WORK AND IS HELD RESPONSIBLE FOR REPORTING ANY DISCREPANCY OR OMISSION TO CAN-TEC SERVICES LTD. IMMEDIATELY.
 THIS DRAWING IS THE EXCLUSIVE PROPERTY OF CAN-TEC SERVICES LTD. IN WHICH CASE THE REPRODUCTION MUST BEAR THEIR NAME AS THE ENGINEERING/DRAFTING FIRM.

ENGINEERING AND DRAFTING
 1948 MAIN STREET, WINNIPEG, MANITOBA Tel: (204) 943-7222 Fax: (204) 947-5717
<http://www.cantecservices.ca/>

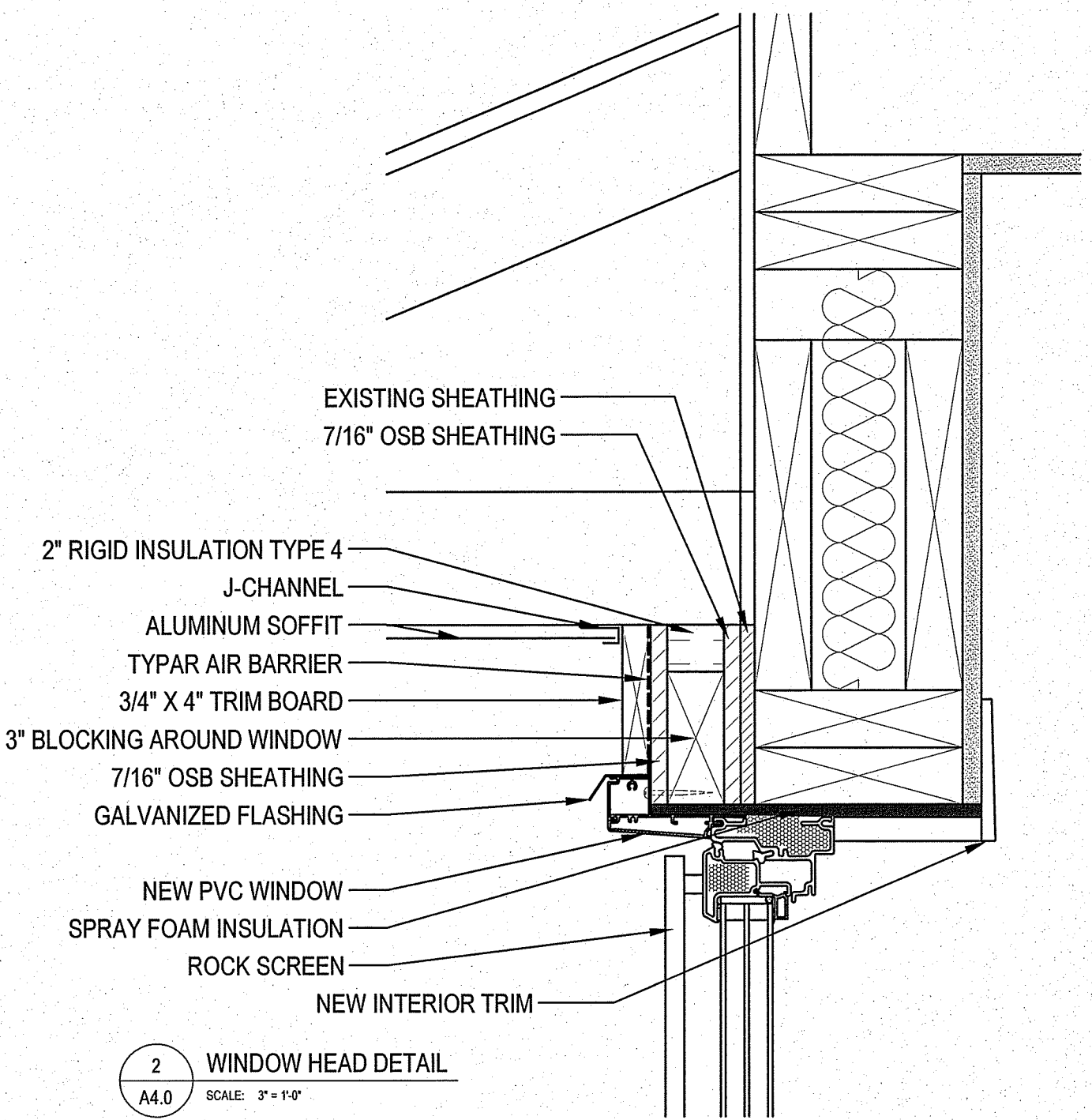


W1

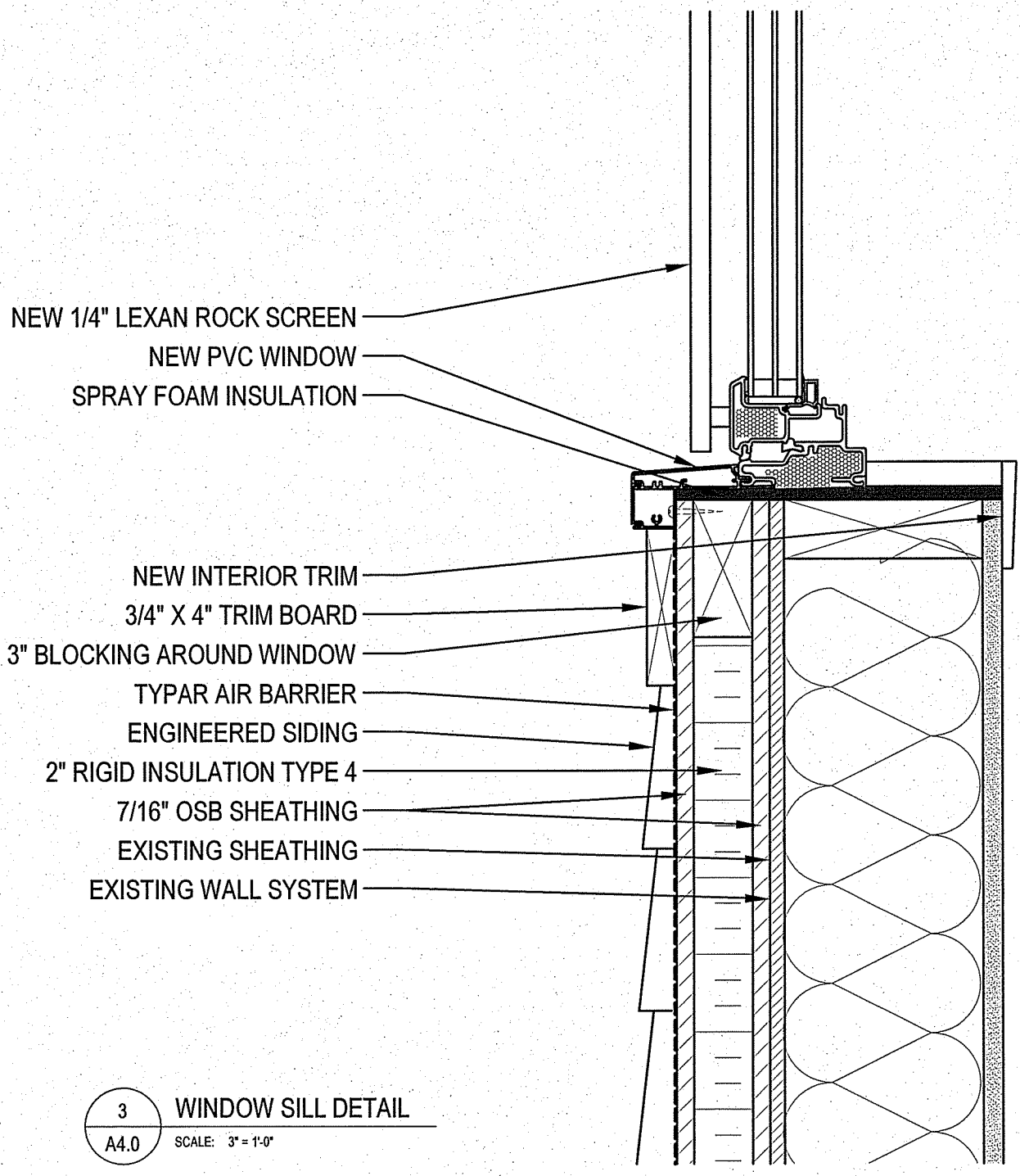
- NEW EXTERIOR WALL CONSTRUCTION**
- NEW - ENGINEERED WOOD SIDING
 - NEW - TYPAR AIR BARRIER
 - NEW - 7/16" OSB SHEATHING
 - NEW - 2" RIGID INSULATION (TYPE 4)
 - NEW - Z-GIRTS
 - NEW - 7/16" OSB SHEATHING
 - EXISTING - SHEATHING
 - EXISTING - BATT INSULATION
 - EXISTING - 2X6 STUD WALL
 - EXISTING - DRYWALL



1 EXTERIOR WALL SECTION
 A4.0 SCALE: 1 1/2" = 1'-0"



2 WINDOW HEAD DETAIL
 A4.0 SCALE: 3" = 1'-0"



3 WINDOW SILL DETAIL
 A4.0 SCALE: 3" = 1'-0"

PROJECT: 199 OLSON AVENUE, SNOW LAKE, MANITOBA

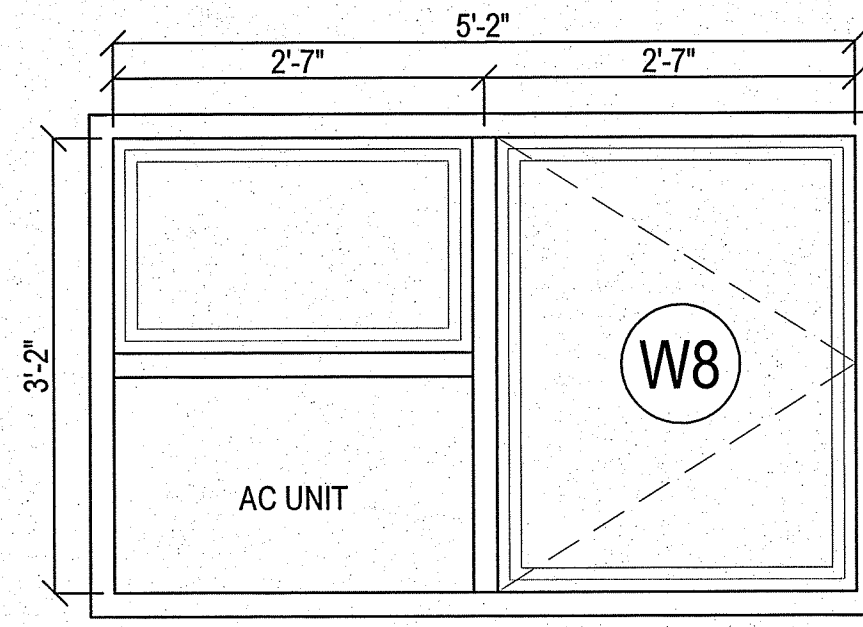
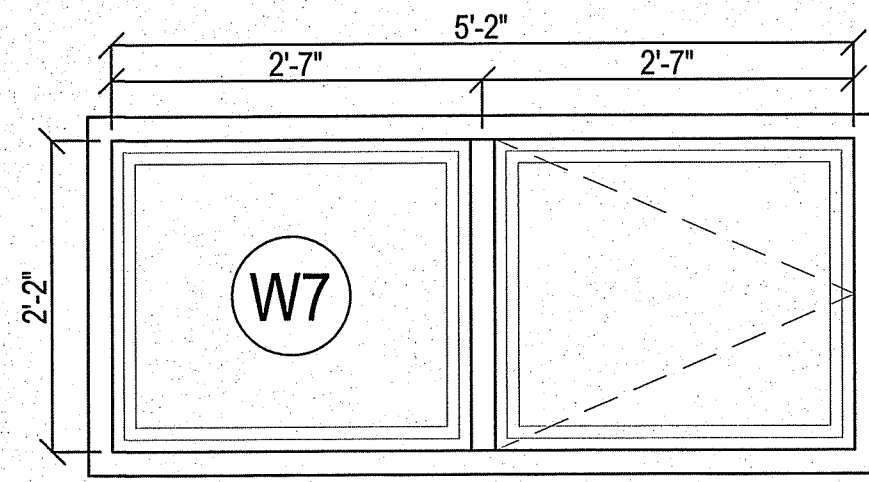
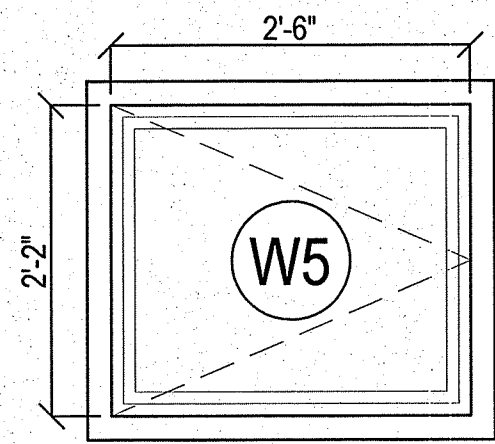
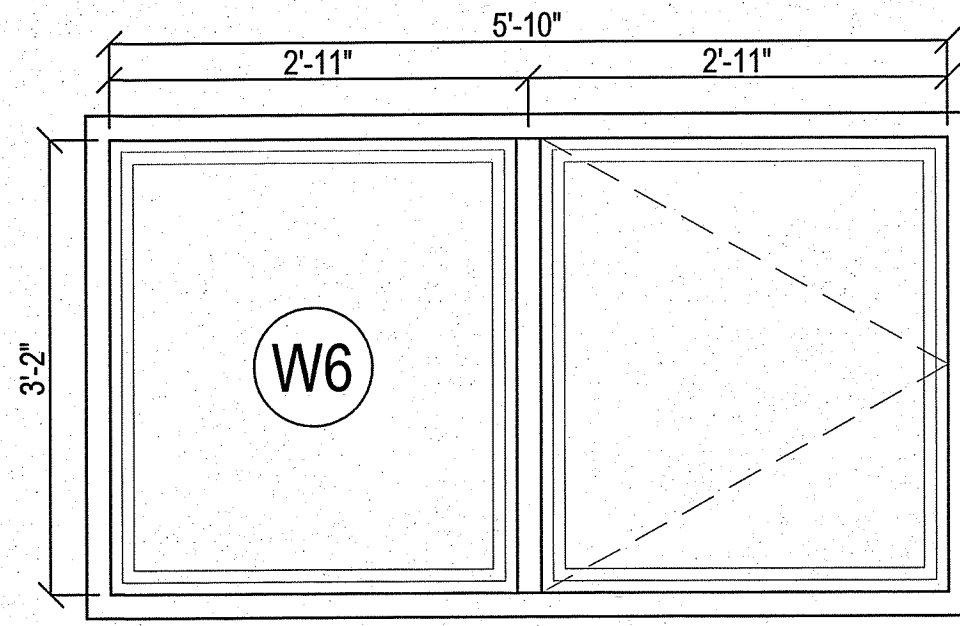
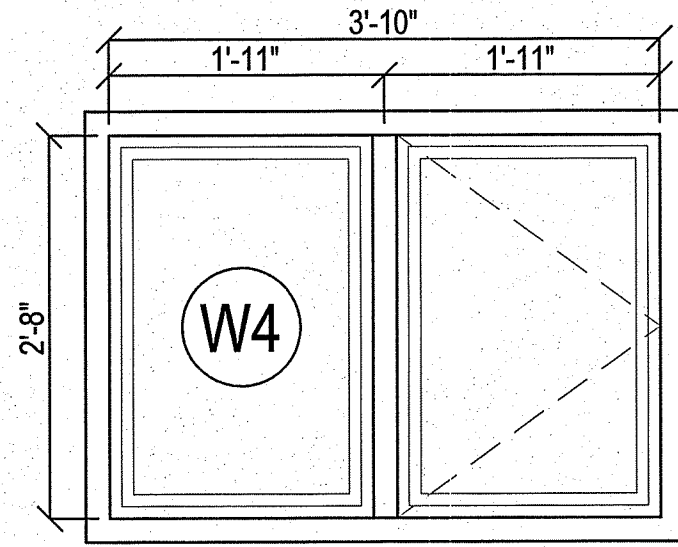
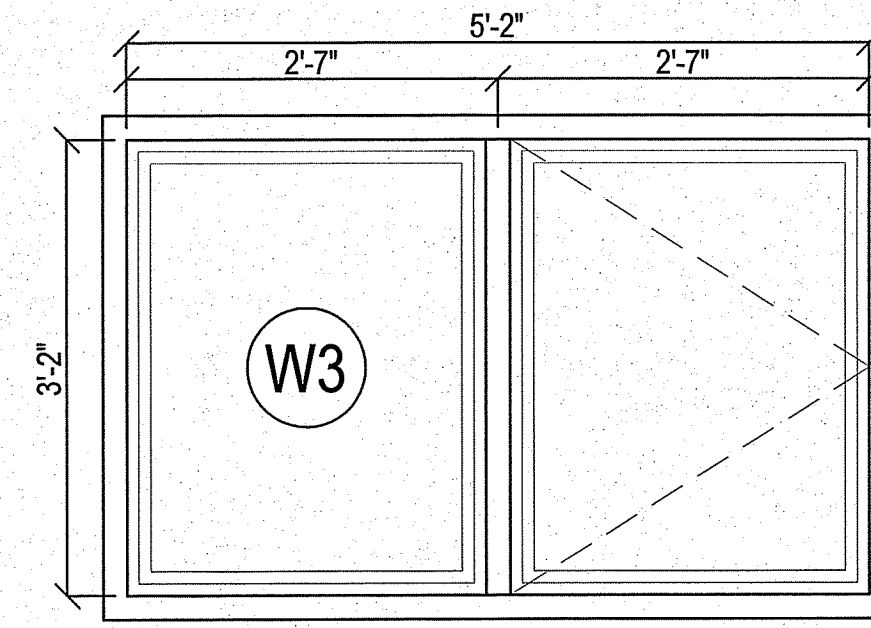
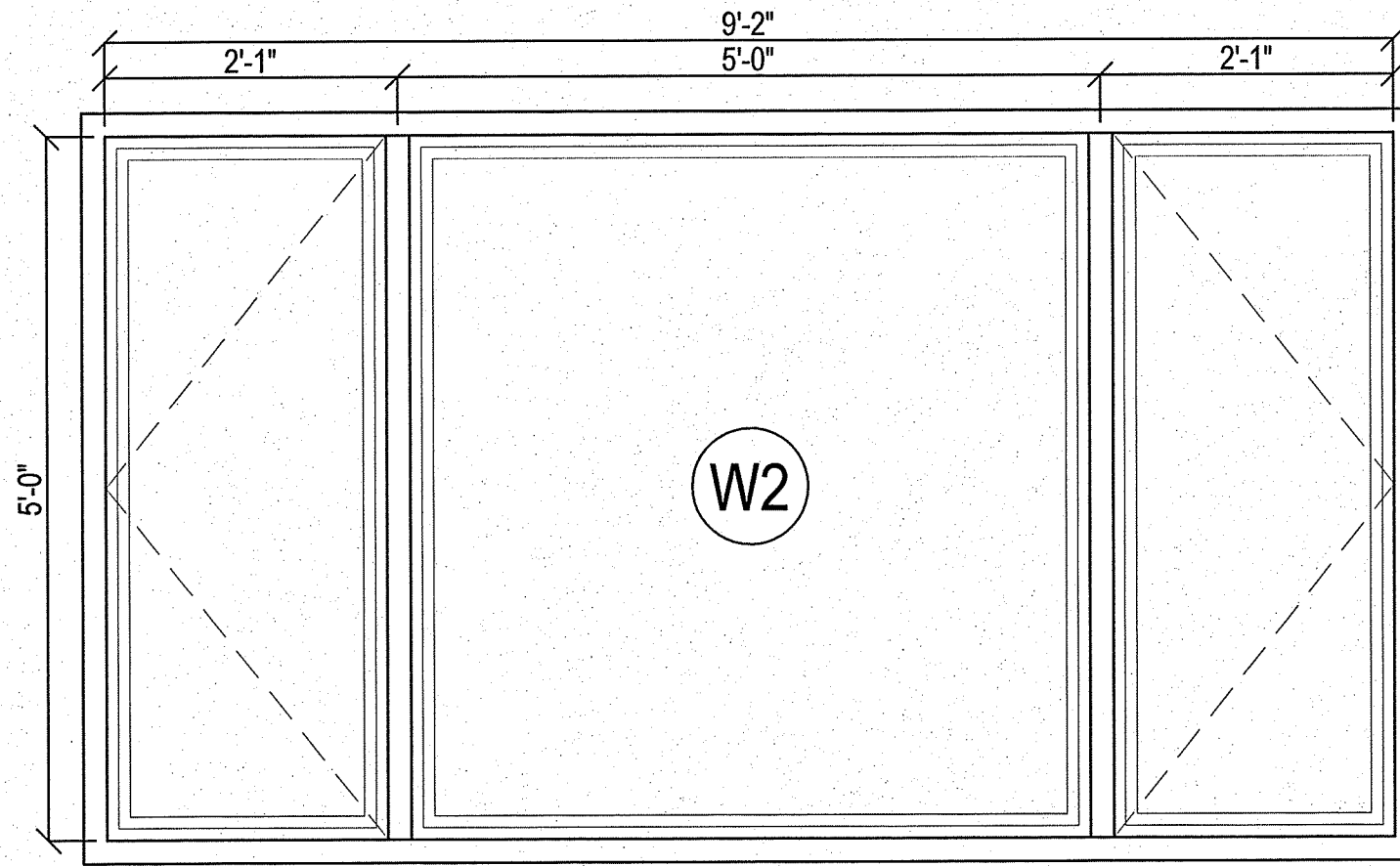
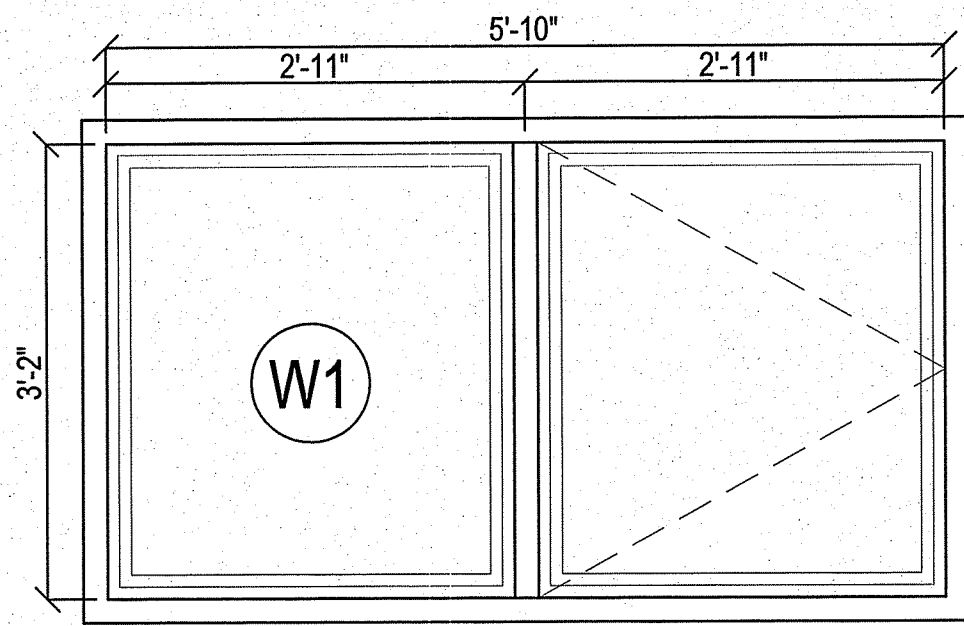
PROJECT TITLE: ENVELOPE RETROFIT
 SHEET TITLE: SECTION DETAILS

CHECKED BY: RS
 DRAWN BY: AJRK
 SCALE: AS NOTED
 DATE (YY MM DD): 13 06 19
 LOCATION: 199 OLSON AVENUE, SNOW LAKE, MANITOBA


REVISION #: 00
 JOB NO. 13-091-01-10

#	REVISION	RE-SUBMISSION FOR PERMIT	DATE (YY MM DD)	REV. BY

WINDOWS & DOORS SCHEDULE



THIS DRAWING MUST NOT BE SCALED.
 THE GENERAL CONTRACTOR SHALL VERIFY ALL DIMENSIONS, DATUMS AND LEVELS PRIOR TO COMMENCEMENT OF WORK AND IS HELD RESPONSIBLE FOR REPORTING ANY DISCREPANCY OR OMISSION TO CAN-TEC SERVICES LTD. IMMEDIATELY.
 THIS DRAWING IS THE EXCLUSIVE PROPERTY OF CAN-TEC SERVICES LTD. AND CAN BE REPRODUCED ONLY WITH THE PERMISSION OF CAN-TEC SERVICES LTD. IN WHICH CASE THE REPRODUCTION MUST BEAR THEIR NAME AS THE ENGINEERING/DRAFTING FIRM.



ENGINEERING AND DRAFTING
 1945 MAIN STREET, WINNIPEG, MANITOBA Tel: (204) 943-7222 Fax: (204) 947-5717
<http://www.can-tecservices.ca/>

SEALED BY:

PROJECT: 199 OLSON AVENUE, SNOW LAKE, MANITOBA

PROJECT TITLE: ENVELOPE RETROFIT
 SHEET TITLE: WINDOWS DETAILS

DATE (YY MM DD): 13 06 19
 SCALE: NTS
 DRAWN BY: AJRK
 CHECKED BY: RS

LOCATION: 199 OLSON AVENUE, SNOW LAKE, MANITOBA

A4.1


REVISION #: 00

REVISION
 # REVISION
 DATE (YY MM DD) 12/30/10
 REV. BY AJRK

JOB NO. 13-091-01-10

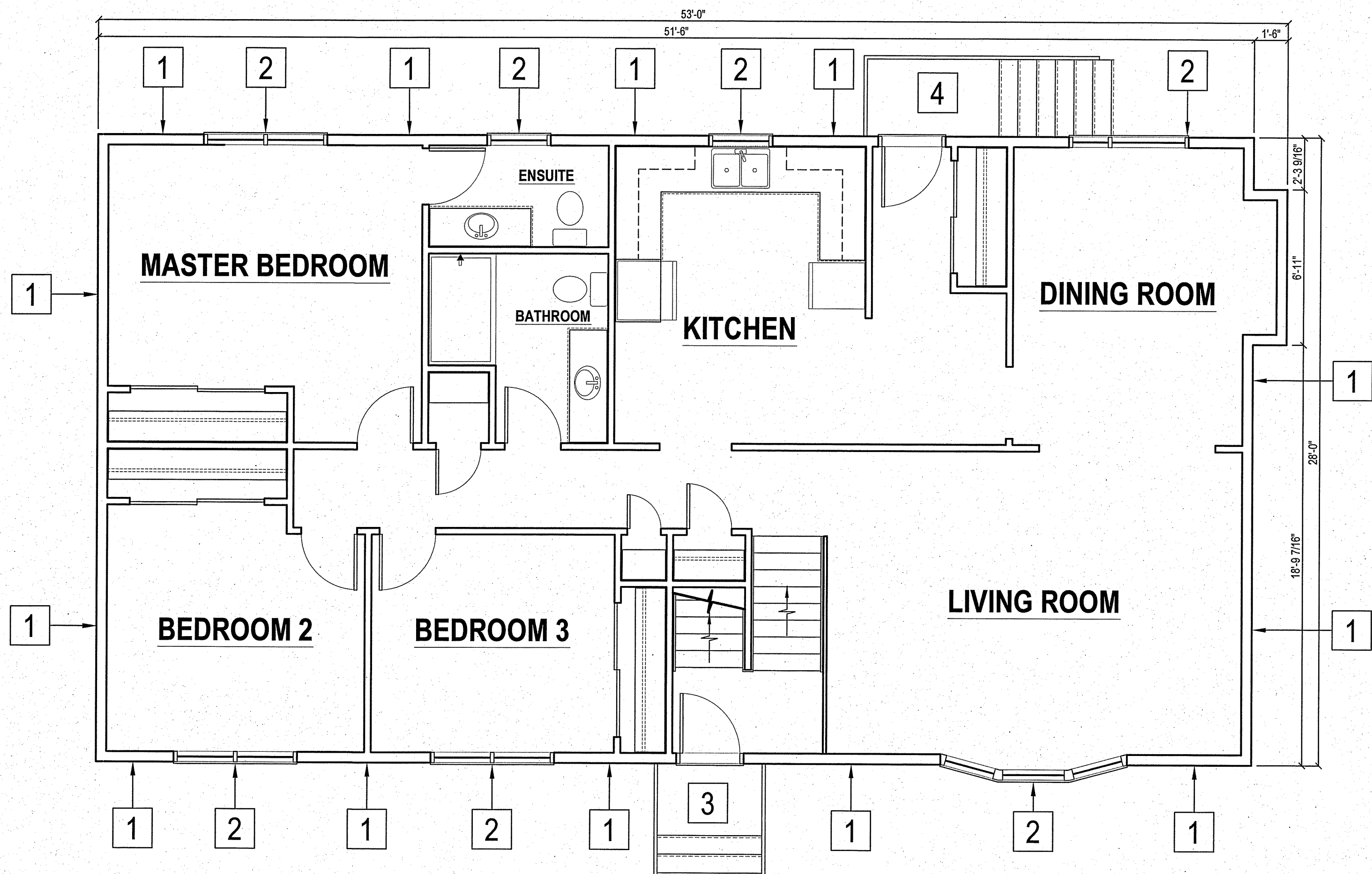
THIS DRAWING MUST NOT BE SCALED.
 THE GENERAL CONTRACTOR SHALL VERIFY ALL DIMENSIONS, DATUMS AND LEVELS PRIOR TO COMMENCEMENT OF WORK AND IS HELD RESPONSIBLE FOR REPORTING ANY DISCREPANCY OR OMISSION TO CAN-TEC SERVICES LTD. IMMEDIATELY.
 THIS DRAWING IS THE EXCLUSIVE PROPERTY OF CAN-TEC SERVICES LTD. AND CAN BE REPRODUCED ONLY WITH THE PERMISSION OF CAN-TEC SERVICES LTD. IN WHICH CASE THE REPRODUCTION MUST BEAR THEIR NAME AS THE ENGINEERING/DRAFTING FIRM.

http://www.cantecservices.ca/



ENGINEERING AND DRAFTING
 1948 MAIN STREET, WINNIPEG, MANITOBA
 Tel: (204) 943-7222 Fax: (204) 947-5717

SEALED BY:



1 DEMOLITION MAIN FLOOR PLAN
 A1.0 SCALE: 1/4" = 1'-0"

- DRAWING NOTES:** ##
- 1 REMOVE EXTERIOR SIDING & BUILDING PAPER.
 - 2 REMOVE EXISTING WINDOWS & INTERIOR CASING.
 - 3 REMOVE FRONT STAIRS TO BE RE-INSTALLED AFTER CONSTRUCTION
 - 4 REMOVE EXISTING STAIRS & DECK IN REAR OF HOUSE TO BE RE-INSTALLED AFTER CONSTRUCTION.

PROJECT: 117 CRYSTAL STREET, SNOW LAKE, MANITOBA

PROJECT TITLE: ENVELOPE RETROFIT
 SHEET TITLE: DEMOLITION MAIN FLOOR PLAN

DATE (Y/M/DD): 13 06 19
 SCALE: 1/4" = 1'-0"
 DRAWN BY: AJRK
 CHECKED BY: RS

LOCATION: 117 CRYSTAL STREET, SNOW LAKE, MANITOBA

A1.0


REVISION #: 00
 JOB NO.

#	RE-SUBMISSION FOR PERMIT	12/30/10	AJRK
REV. #	REVISION	DATE (YY MM DD)	REV. BY

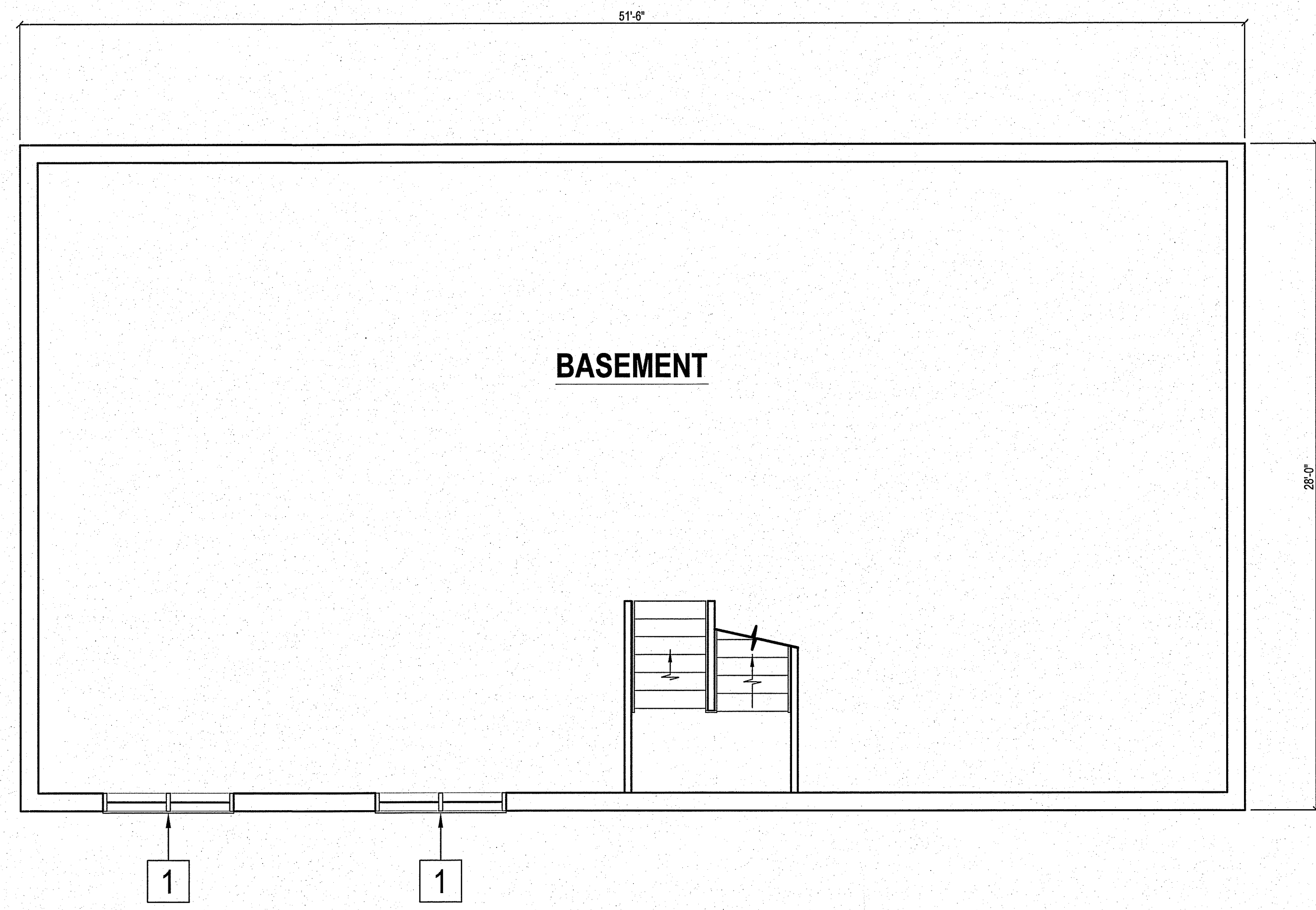
13-091-01-10

THIS DRAWING MUST NOT BE SCALED.
 THE GENERAL CONTRACTOR SHALL VERIFY ALL DIMENSIONS, DATUMS AND LEVELS PRIOR TO COMMENCEMENT OF WORK AND IS HELD RESPONSIBLE FOR REPORTING ANY DISCREPANCY OR OMISSION TO CAN-TEC SERVICES LTD. IMMEDIATELY.
 THIS DRAWING IS THE EXCLUSIVE PROPERTY OF CAN-TEC SERVICES LTD. AND CAN BE REPRODUCED ONLY WITH THE PERMISSION OF CAN-TEC SERVICES LTD. IN WHICH CASE THE REPRODUCTION MUST BEAR THEIR NAME AS THE ENGINEERING/DRAFTING FIRM.

http://www.cantecservices.ca/
 ENGINEERING AND DRAFTING
 1948 MAIN STREET, WINNIPEG, MANITOBA
 Tel: (204) 943-7222 Fax: (204) 947-5717



SEALED BY:



1 DEMOLITION BASEMENT FLOOR PLAN
 A1.1 SCALE: 1/4" = 1'-0"

DRAWING NOTES: ##

1 REMOVE EXISTING WINDOWS.

PROJECT: 117 CRYSTAL STREET, SNOW LAKE, MANITOBA

PROJECT TITLE: ENVELOPE RETROFIT

SHEET TITLE: DEMOLITION BASEMENT FLOOR PLAN

DATE (YY MM DD): 13 06 19
 SCALE: 1/4" = 1'-0"
 DRAWN BY: AJRK
 CHECKED BY: RS

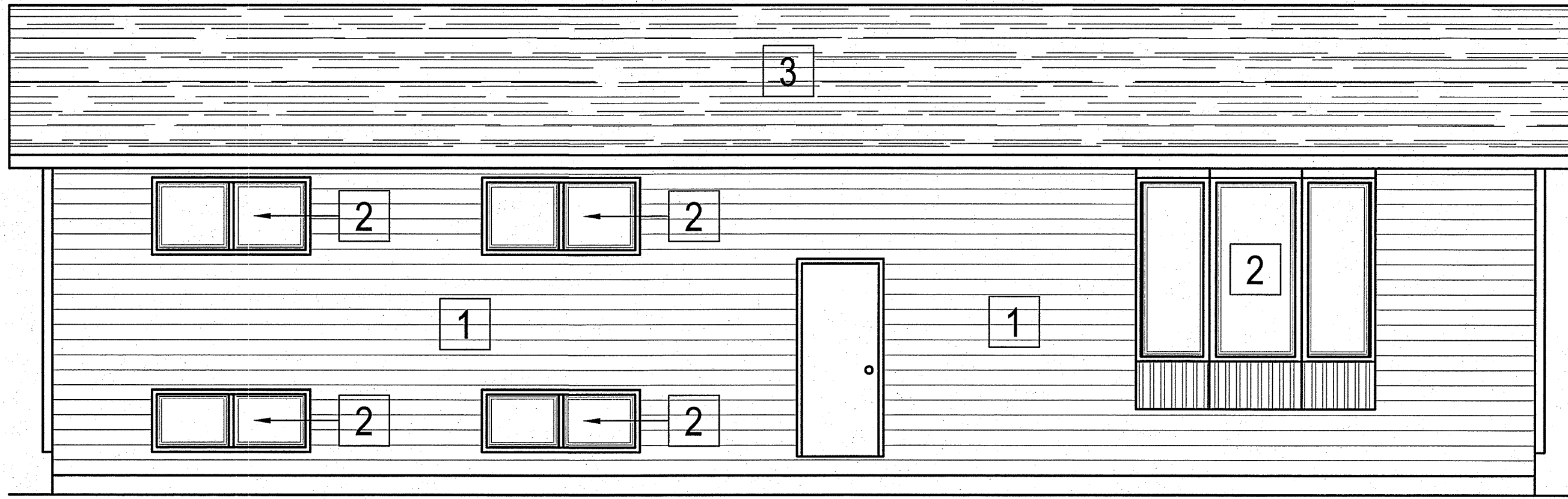
LOCATION: 117 CRYSTAL STREET, SNOW LAKE, MANITOBA

A1.1

REVISION #: 00
 JOB NO.

#	RE-SUBMISSION FOR PERMIT	12/30/10	AJRK
REV. #	REVISION	DATE (YY MM DD)	REV. BY


13-091-01-10



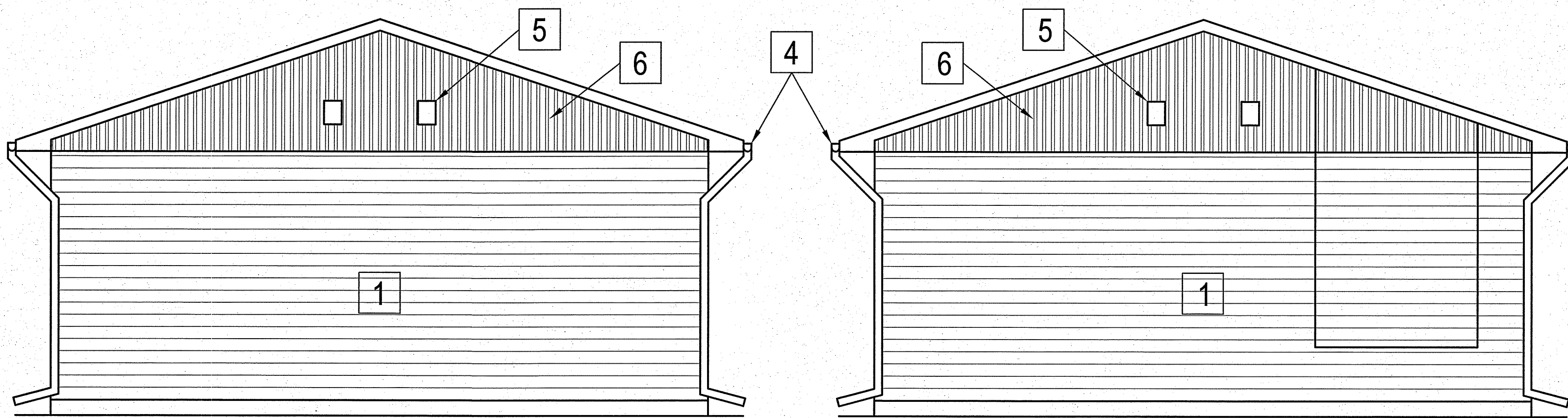
1 DEMOLITION FRONT ELEVATION
A1.2 SCALE: 1/4" = 1'-0"

- DRAWING NOTES:** ##
- 1 REMOVE EXISTING EXTERIOR SIDING & INSULATION.
 - 2 REMOVE EXISTING WINDOWS.
 - 3 REMOVE EXISTING ASPHALT SHINGLES.
 - 4 REMOVE FASCIA & SOFFITS, EAVESTROUGHS, & DOWNSPOUTS.
 - 5 REMOVE EXISTING VENT.
 - 6 REMOVE EXISTING GABLE END SIDING.
 - 7 REMOVE & PUT ASIDE EXISTING DECKS TO BE RE-INSTALLED AFTER CONSTRUCTION.

THIS DRAWING MUST NOT BE SCALED.
THE GENERAL CONTRACTOR SHALL VERIFY ALL DIMENSIONS, DATUMS AND LEVELS PRIOR TO COMMENCEMENT OF WORK AND IS HELD RESPONSIBLE FOR REPORTING ANY DISCREPANCY OR OMISSION TO CAN-TEC SERVICES LTD. IMMEDIATELY.
THIS DRAWING IS THE EXCLUSIVE PROPERTY OF CAN-TEC SERVICES LTD. AND CAN BE REPRODUCED ONLY WITH THE PERMISSION OF CAN-TEC SERVICES LTD. IN WHICH CASE THE REPRODUCTION MUST BEAR THEIR NAME AS THE ENGINEERING/DRAFTING FIRM.

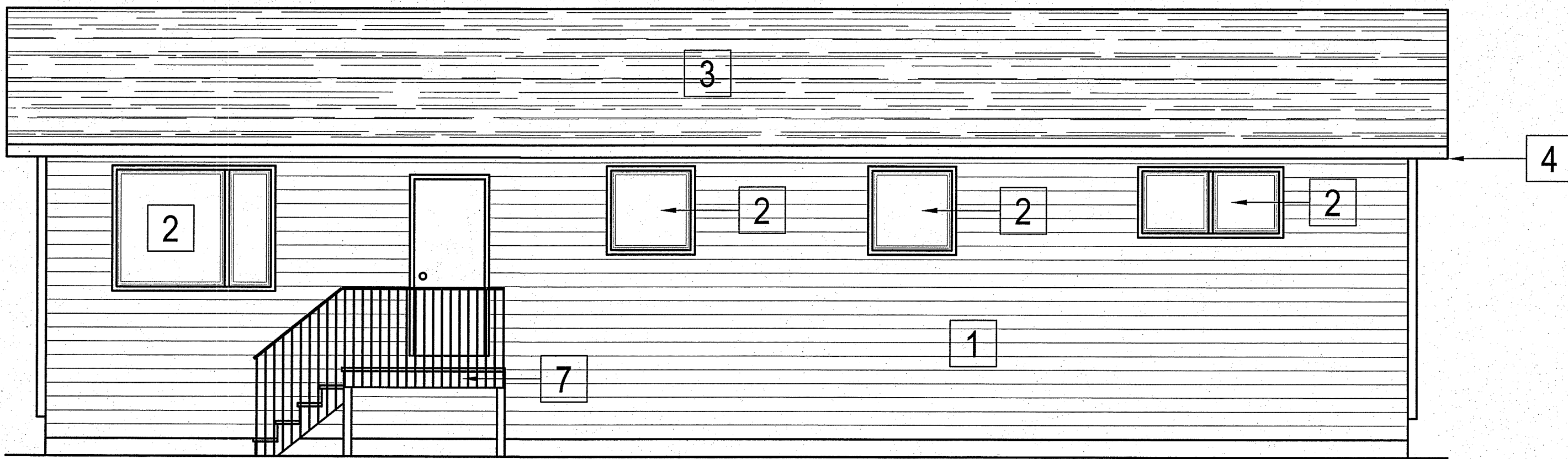


ENGINEERING AND DRAFTING
1948 MAIN STREET, WINNIPEG, MANITOBA Tel: (204) 943-7222 Fax: (204) 947-5717
<http://www.cantecservices.ca/>



2 DEMOLITION SIDE ELEVATION
A1.2 SCALE: 1/4" = 1'-0"

3 DEMOLITION SIDE ELEVATION
A1.2 SCALE: 1/4" = 1'-0"



4 DEMOLITION REAR ELEVATION
A1.2 SCALE: 1/4" = 1'-0"

PROJECT: 117 CRYSTAL STREET, SNOW LAKE, MANITOBA

PROJECT TITLE: ENVELOPE RETROFIT
SHEET TITLE: DEMOLITION ELEVATIONS

DATE (YY MM DD): 13 06 19
SCALE: 1/4" = 1'-0"
DRAWN BY: AJRK
CHECKED BY: RS

LOCATION: 117 CRYSTAL STREET, SNOW LAKE, MANITOBA

A1.2


REVISION #: 00
JOB NO.

#	REVISION	RE-SUBMISSION FOR PERMIT	DATE (YY MM DD)	REV. BY
			12/30/10	AJRK

13-091-01-10

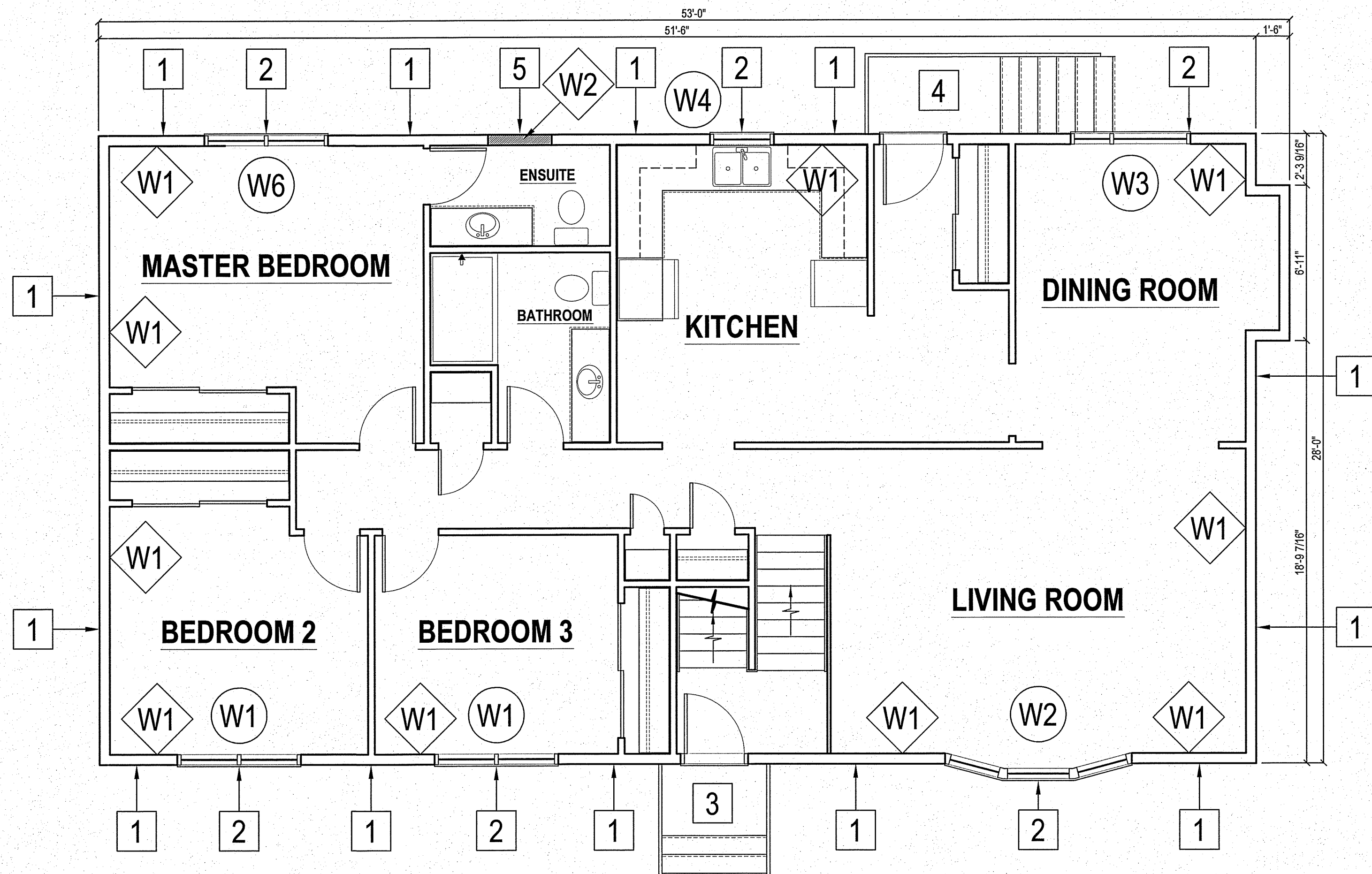
THIS DRAWING MUST NOT BE SCALED.
 THE GENERAL CONTRACTOR SHALL VERIFY ALL DIMENSIONS, DATUMS AND LEVELS PRIOR TO COMMENCEMENT OF WORK AND IS HELD RESPONSIBLE FOR REPORTING ANY DISCREPANCY OR OMISSION TO CAN-TEC SERVICES LTD. IMMEDIATELY.
 THIS DRAWING IS THE EXCLUSIVE PROPERTY OF CAN-TEC SERVICES LTD. AND CAN BE REPRODUCED ONLY WITH THE PERMISSION OF CAN-TEC SERVICES LTD. IN WHICH CASE THE REPRODUCTION MUST BEAR THEIR NAME AS THE ENGINEERING/DRAFTING FIRM.

http://www.cantecservices.ca/



ENGINEERING AND DRAFTING
 1948 MAIN STREET, WINNIPEG, MANITOBA Tel: (204) 943-7222 Fax: (204) 947-5717

SEALED BY:



1 NEW MAIN FLOOR PLAN
 A2.0 SCALE: 1/4" = 1'-0"

DRAWING NOTES:

- 1 INSTALL NEW EXTERIOR SIDING & INSULATION.
- 2 INSTALL NEW WINDOW.
- 3 RE-INSTALL FRONT STAIRS & DECK.
- 4 RE-INSTALL REAR STAIRS & DECK.
- 5 FRAM IN EXISTING WINDOW OPENING.

WALL CONSTRUCTION NOTES:

W1 NEW EXTERIOR WALL CONSTRUCTION
 NEW - ENGINEERED WOOD SIDING
 NEW - TYPAR AIR BARRIER
 NEW - 7/16" OSB SHEATHING
 NEW - 2" RIGID INSULATION (TYPE 4)
 NEW - Z-GIRTS
 NEW - 7/16" OSB SHEATHING
 EXISTING - SHEATHING
 EXISTING - BATT INSULATION
 EXISTING - 2X6 STUD WALL
 EXISTING - DRYWALL

W2 NEW EXTERIOR WALL CONSTRUCTION
 NEW - ENGINEERED WOOD SIDING
 NEW - TYPAR AIR BARRIER
 NEW - 7/16" OSB SHEATHING
 NEW - 2" RIGID INSULATION (TYPE 4)
 NEW - Z-GIRTS
 NEW - 7/16" OSB SHEATHING
 NEW - BATT INSULATION
 NEW - 2X6 STUD WALL
 NEW - DRYWALL

PROJECT: 117 CRYSTAL STREET, SNOW LAKE, MANITOBA

PROJECT TITLE: ENVELOPE RETROFIT
 SHEET TITLE: NEW MAIN FLOOR PLAN

DATE (YY MM DD): 13 06 19
 SCALE: 1/4" = 1'-0"
 DRAWN BY: AJRK
 CHECKED BY: RS

LOCATION: 117 CRYSTAL STREET, SNOW LAKE, MANITOBA

A2.0


REVISION #: 00
 JOB NO.

RE-SUBMISSION FOR PERMIT 12/30/10
 REV. # REVISION DATE (YY MM DD) AJRK REV. BY

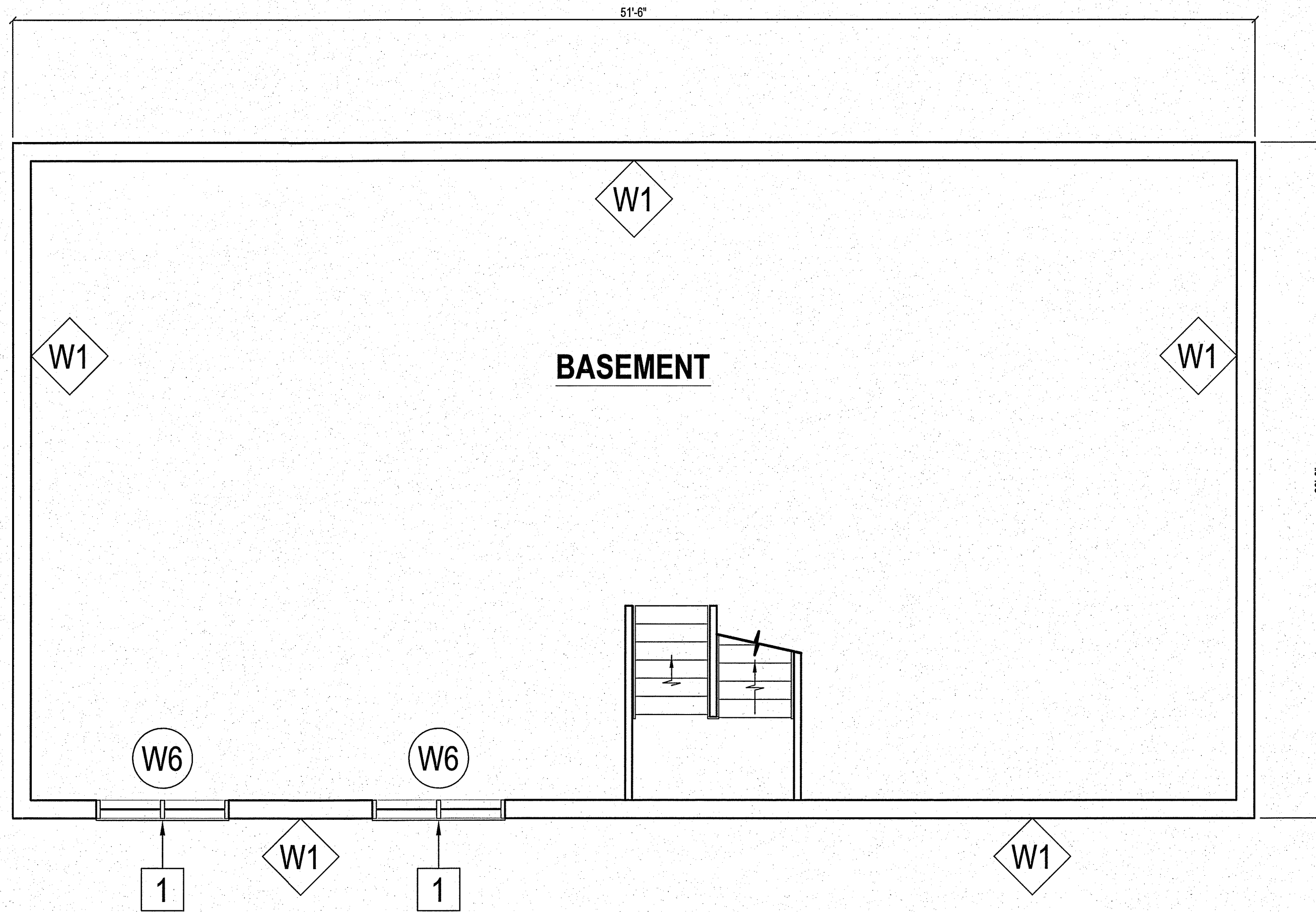
13-091-01-10

THIS DRAWING MUST NOT BE SCALED.
 THE GENERAL CONTRACTOR SHALL VERIFY ALL DIMENSIONS, DATUMS AND LEVELS PRIOR TO COMMENCEMENT OF WORK AND IS HELD RESPONSIBLE FOR REPORTING ANY DISCREPANCY OR OMISSION TO CAN-TEC SERVICES LTD. IMMEDIATELY.
 THIS DRAWING IS THE EXCLUSIVE PROPERTY OF CAN-TEC SERVICES LTD. AND CAN BE REPRODUCED ONLY WITH THE PERMISSION OF CAN-TEC SERVICES LTD. IN WHICH CASE THE REPRODUCTION MUST BEAR THEIR NAME AS THE ENGINEERING/DRAFTING FIRM.

http://www.cantecservices.ca/
 ENGINEERING AND DRAFTING
 1948 MAIN STREET, WINNIPEG, MANITOBA Tel: (204) 945-7222 Fax: (204) 947-5717



SEALED BY:



1 NEW BASEMENT FLOOR PLAN
 A2.1 SCALE: 1/4" = 1'-0"

DRAWING NOTES: ##

1 INSTALL NEW WINDOWS.

PROJECT: 117 CRYSTAL STREET, SNOW LAKE, MANITOBA

PROJECT TITLE: ENVELOPE RETROFIT
 SHEET TITLE: NEW BASEMENT FLOOR PLAN

DATE (YYMMDD): 13 06 19
 SCALE: 1/4" = 1'-0"
 DRAWN BY: AJRK
 CHECKED BY: RS

LOCATION: 117 CRYSTAL STREET, SNOW LAKE, MANITOBA

A2.1

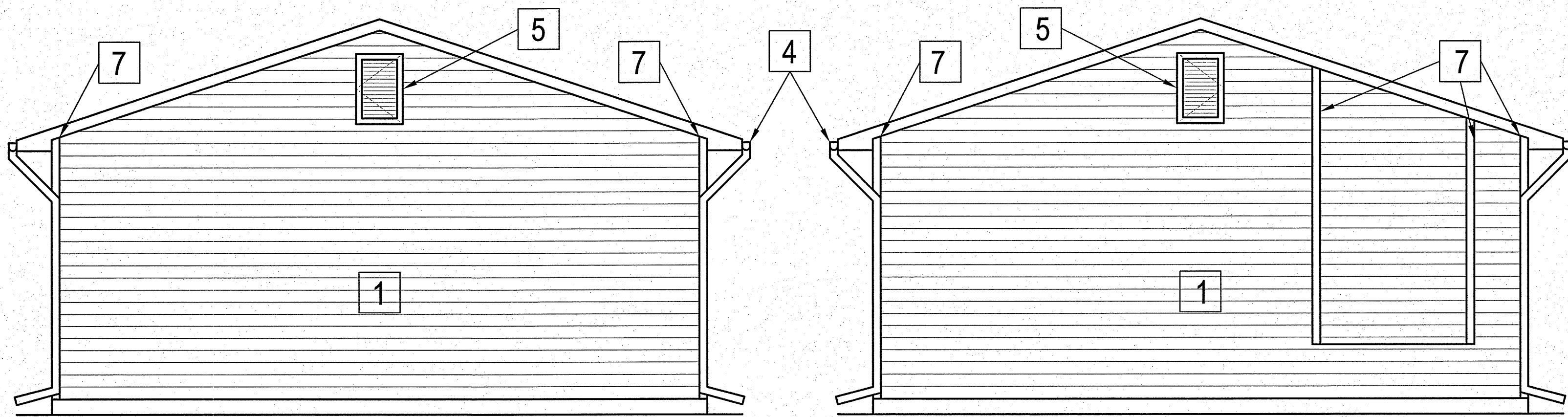
REVISION #: 00
 JOB NO.:

#	RE-SUBMISSION FOR PERMIT	12/30/10	AJRK
REV. #	REVISION	DATE (YYMMDD)	REV. BY

13-091-01-10

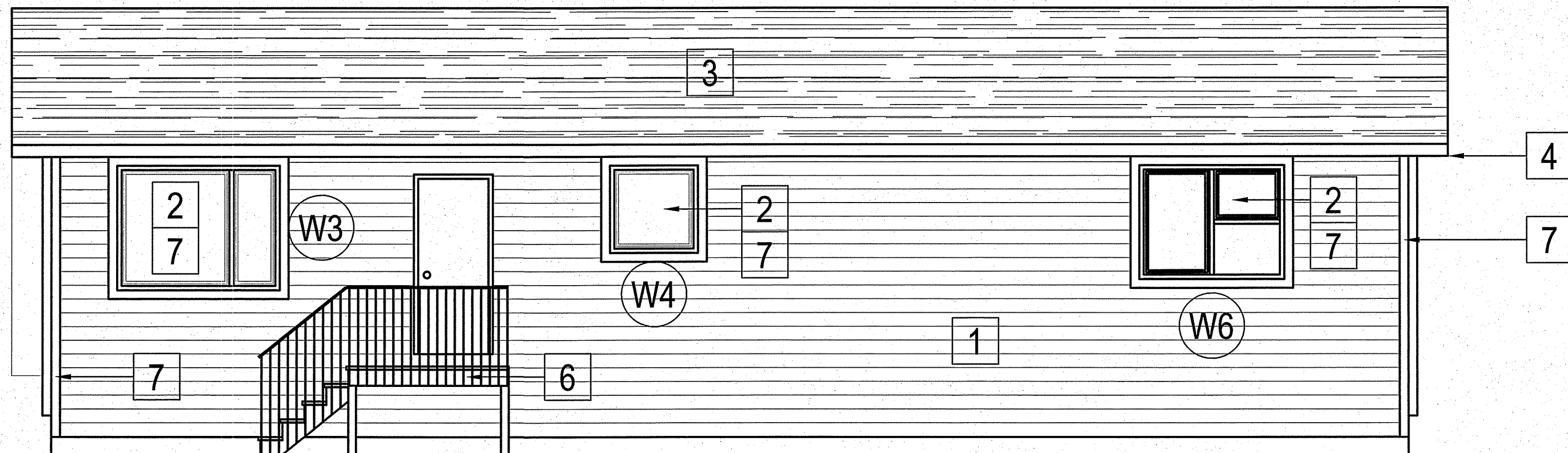


1 NEW FRONT ELEVATION
A3.0 SCALE: 1/4" = 1'-0"



2 NEW SIDE ELEVATION
A3.0 SCALE: 1/4" = 1'-0"

3 NEW SIDE ELEVATION
A3.0 SCALE: 1/4" = 1'-0"



4 NEW REAR ELEVATION
A3.0 SCALE: 1/4" = 1'-0"

DRAWING NOTES:



- 1 INSTALL NEW EXTERIOR SIDING & INSULATION.
- 2 INSTALL NEW WINDOWS.
- 3 INSTALL NEW ASPHALT SHINGLES.
- 4 INSTALL NEW FASCIA & SOFFITS, EAVESTROUGHS, & DOWNSPOUTS.
- 5 INSTALL NEW 24" X 36" ATTIC ACCESS.
- 6 RE-INSTALL EXISTING DECK TO THE ORIGINAL POSITION & LOCATION.
- 7 INSTALL 4" TRIM BOARDS.


GENERAL NOTES:

- 1. REPLACE ALL EXISTING LIGHTS WITH NEW.
- 2. EXTEND ALL O.S. SERVICES AS REQUIRED (HOSE BIBS, PLUGS, VENTS, & ETC.)

THIS DRAWING MUST NOT BE SCALED.

THE GENERAL CONTRACTOR SHALL VERIFY ALL DIMENSIONS, DATUMS AND LEVELS PRIOR TO COMMENCEMENT OF WORK AND IS HELD RESPONSIBLE FOR REPORTING ANY DISCREPANCY OR OMISSION TO CAN-TEC SERVICES LTD. IMMEDIATELY.

THIS DRAWING IS THE EXCLUSIVE PROPERTY OF CAN-TEC SERVICES LTD. AND CAN BE REPRODUCED ONLY WITH THE PERMISSION OF CAN-TEC SERVICES LTD. IN WHICH CASE THE REPRODUCTION MUST BEAR THEIR NAME AS THE ENGINEERING/DRAFTING FIRM.



SEALED BY:

PROJECT: 117 CRYSTAL STREET, SNOW LAKE, MANITOBA

PROJECT TITLE: ENVELOPE RETROFIT
SHEET TITLE: NEW ELEVATIONS

CHECKED BY: RS

DRAWN BY: AJRK

SCALE: 1/4" = 1'-0"

DATE (YY MM DD): 13 06 19

LOCATION: 117 CRYSTAL STREET, SNOW LAKE, MANITOBA

A3.0

REVISION #: 00
JOB NO.


13-091-01-10

#	REVISION	DATE (YY MM DD)	REVISION	DATE (YY MM DD)	REV. BY
1	RE-SUBMISSION FOR PERMIT	12/30/10	AJRK		

WINDOWS & DOORS SCHEDULE

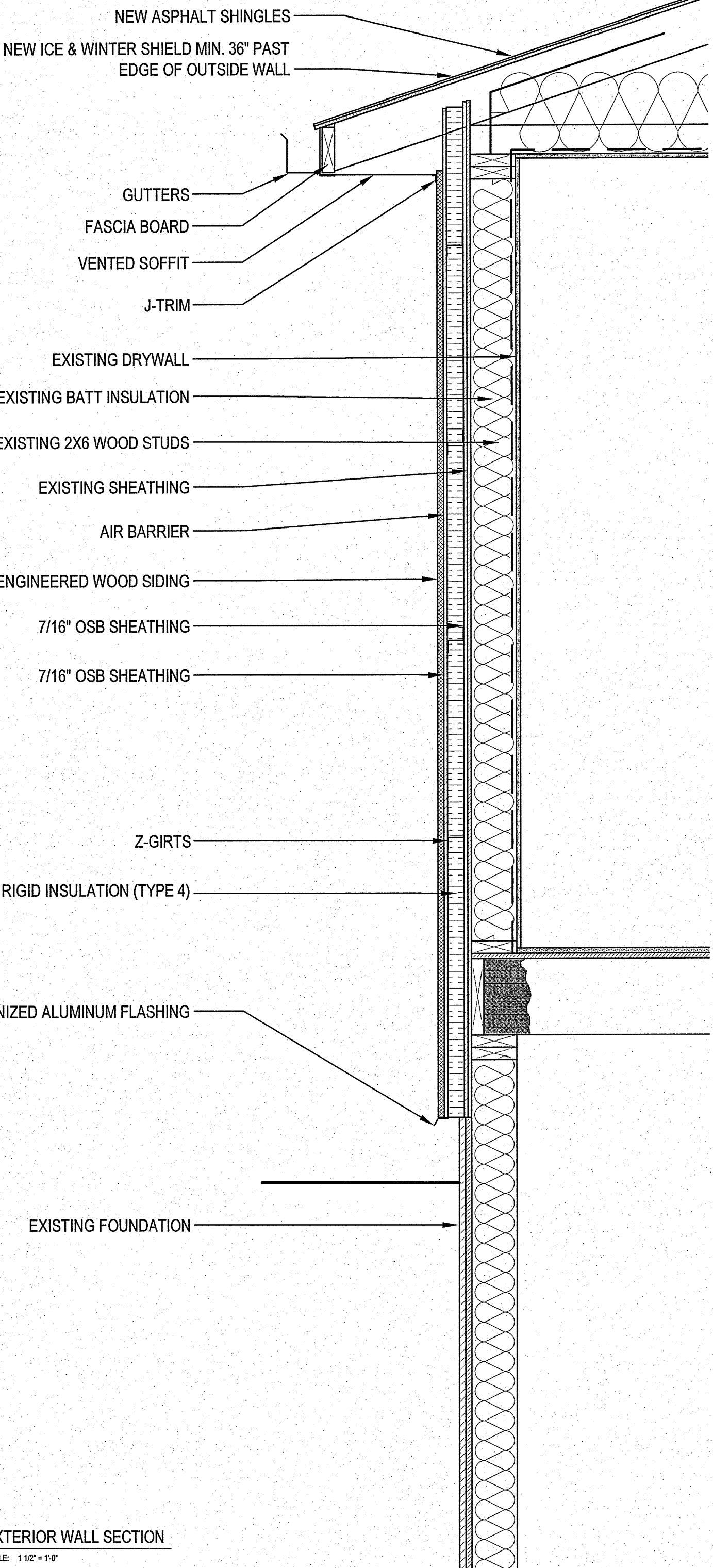
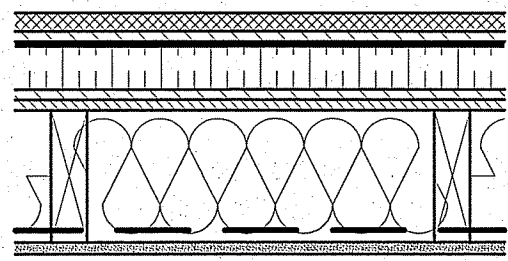
THIS DRAWING MUST NOT BE SCALED.
 THE GENERAL CONTRACTOR SHALL VERIFY ALL DIMENSIONS, DATUMS AND LEVELS PRIOR TO COMMENCEMENT OF WORK AND IS HELD RESPONSIBLE FOR REPORTING ANY DISCREPANCY OR OMISSION TO CAN-TEC SERVICES LTD. IMMEDIATELY.
 THIS DRAWING IS THE EXCLUSIVE PROPERTY OF CAN-TEC SERVICES LTD. AND CAN BE REPRODUCED ONLY WITH THE PERMISSION OF CAN-TEC SERVICES LTD. IN WHICH CASE THE REPRODUCTION MUST BEAR THEIR NAME AS THE ENGINEERING/DRAFTING FIRM.

ENGINEERING AND DRAFTING
 1948 MAIN STREET, WINNIPEG, MANITOBA
 Tel: (204) 945-7225 Fax: (204) 947-5717
<http://www.cantecservices.ca/>

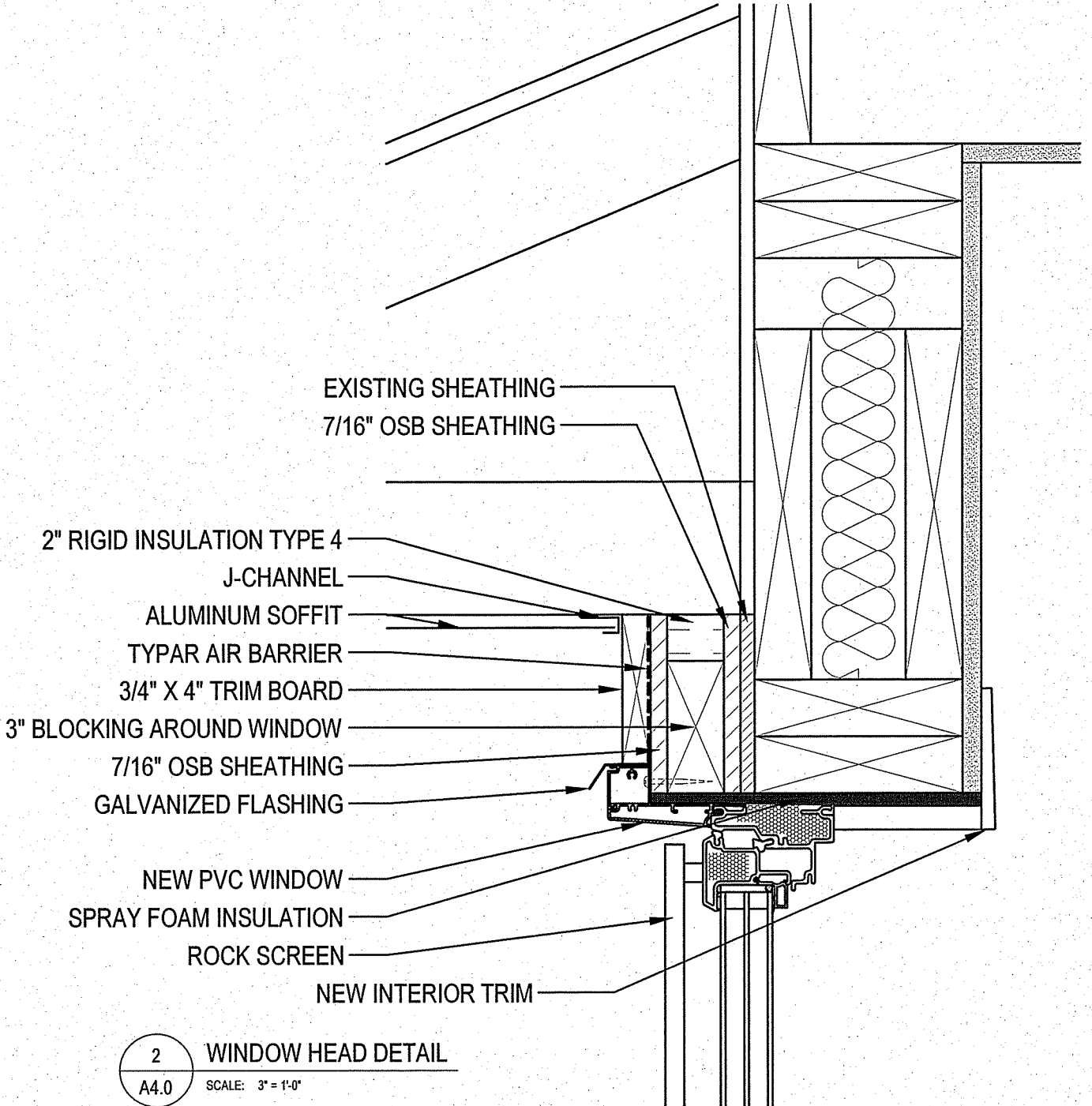


W1

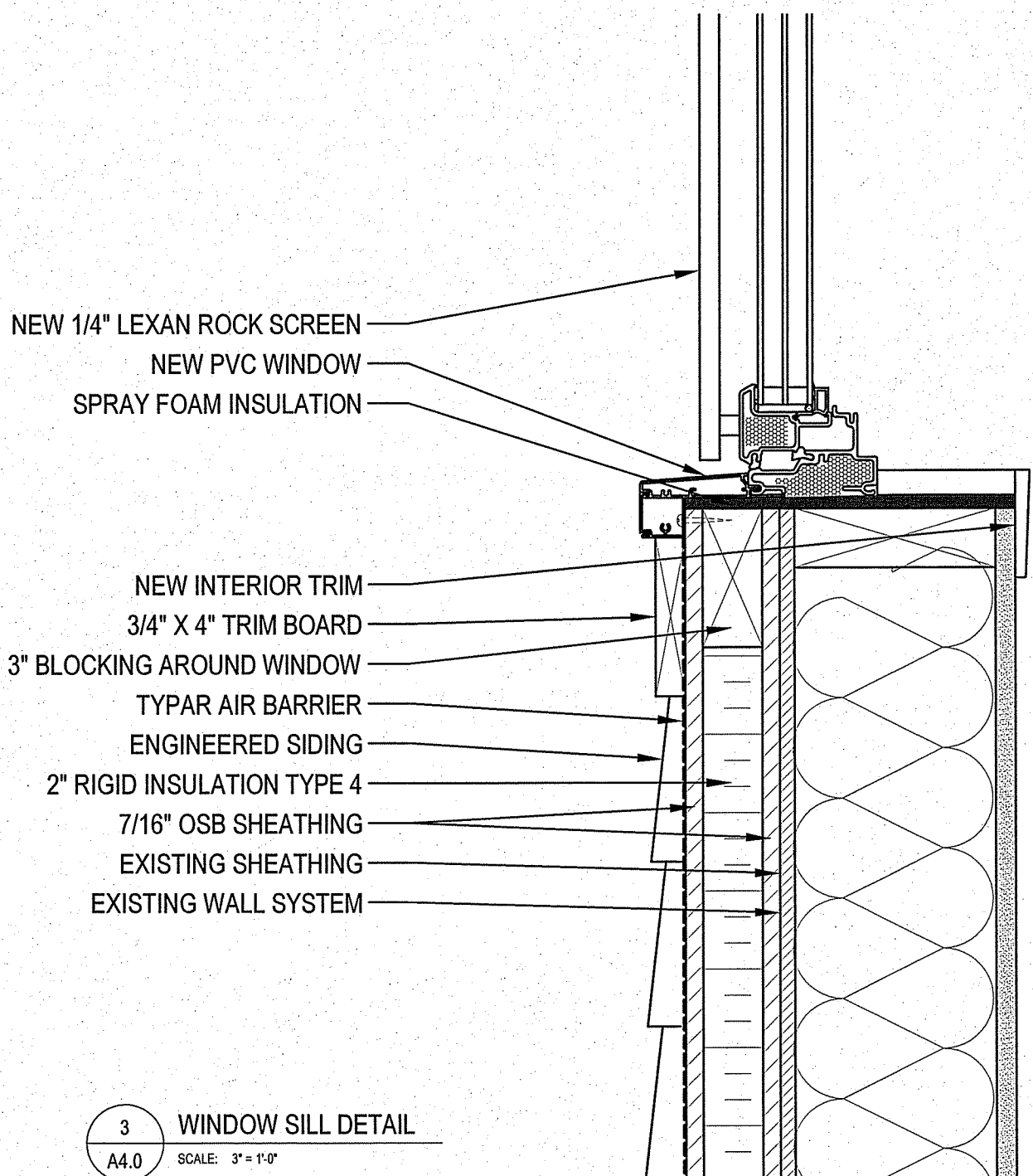
- NEW EXTERIOR WALL CONSTRUCTION**
- NEW - ENGINEERED WOOD SIDING
 - NEW - TYPAR AIR BARRIER
 - NEW - 7/16" OSB SHEATHING
 - NEW - 2" RIGID INSULATION (TYPE 4)
 - NEW - Z-GIRTS
 - NEW - 7/16" OSB SHEATHING
 - EXISTING - SHEATHING
 - EXISTING - BATT INSULATION
 - EXISTING - 2X6 STUD WALL
 - EXISTING - DRYWALL



1 EXTERIOR WALL SECTION
 A4.0 SCALE: 1/2" = 1'-0"



2 WINDOW HEAD DETAIL
 A4.0 SCALE: 3" = 1'-0"



3 WINDOW SILL DETAIL
 A4.0 SCALE: 3" = 1'-0"

PROJECT: 117 CRYSTAL STREET, SNOW LAKE, MANITOBA

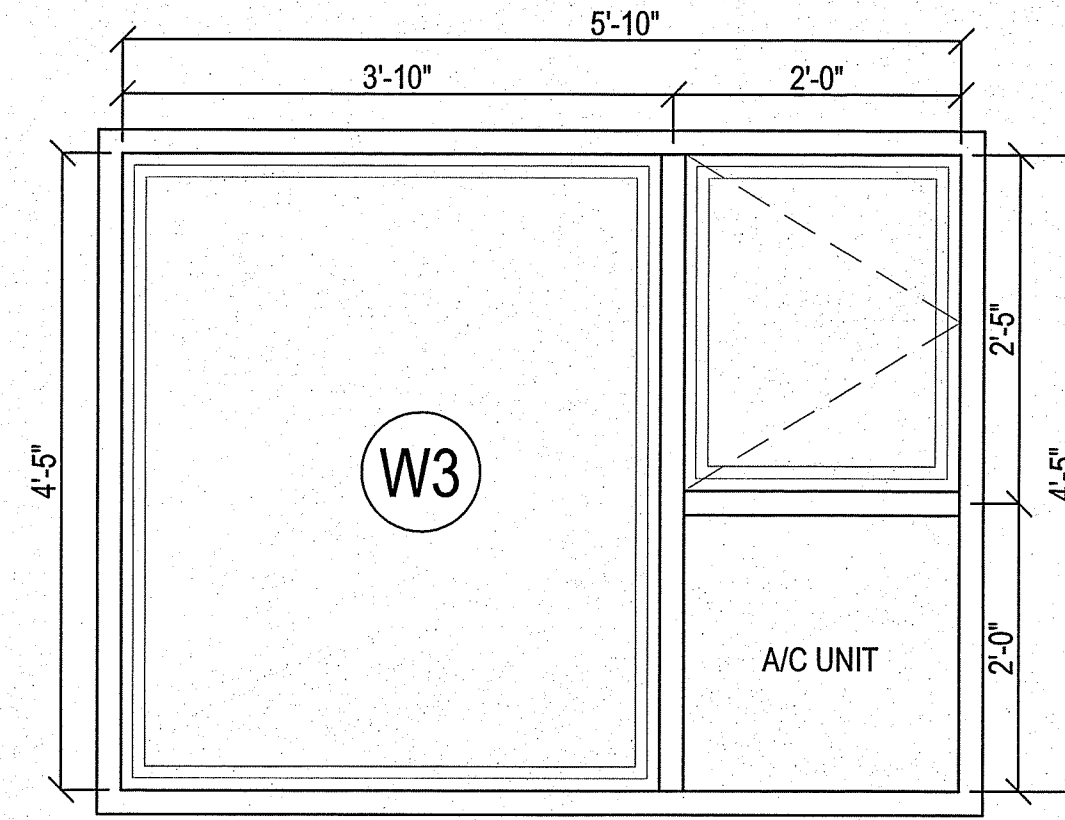
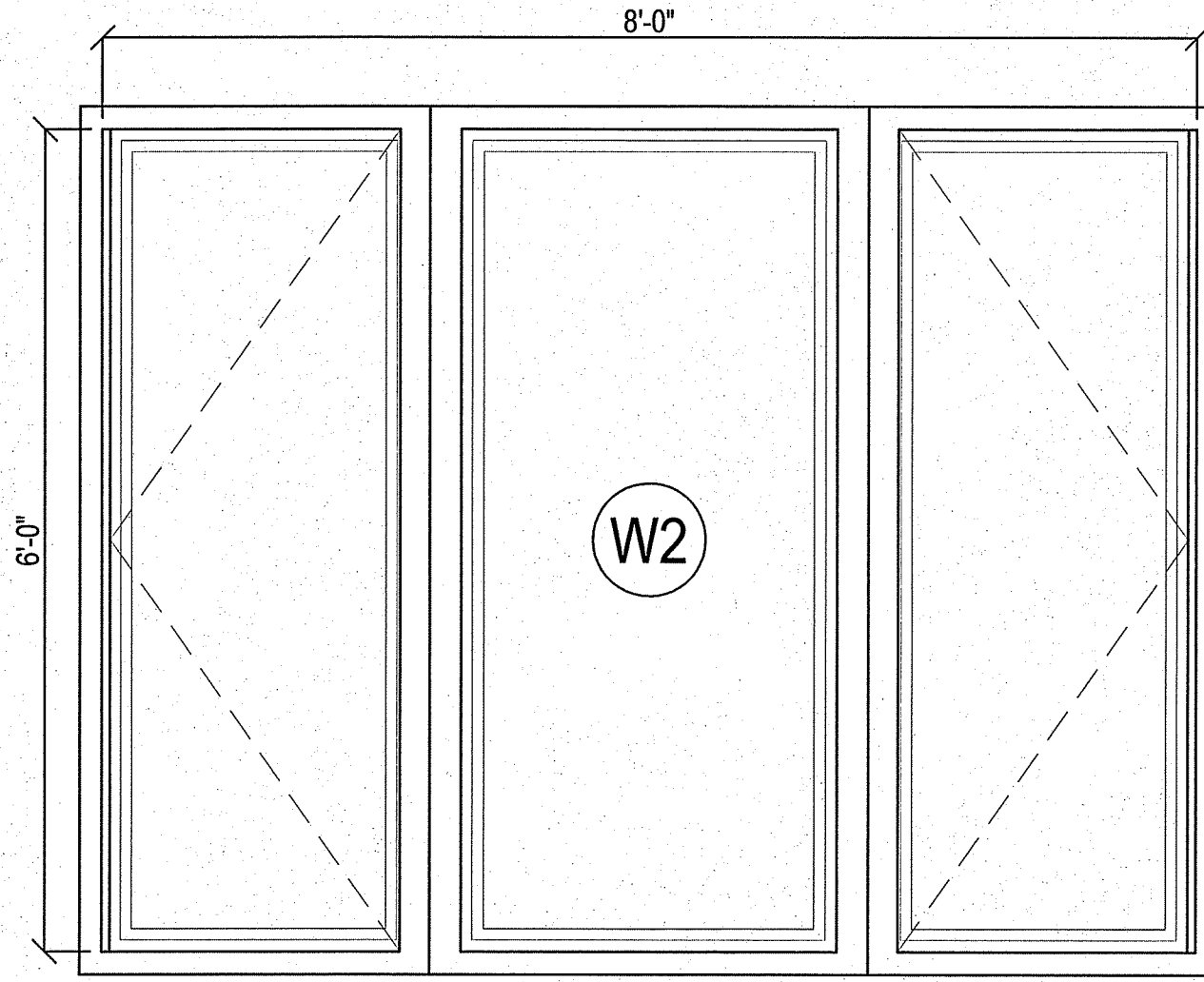
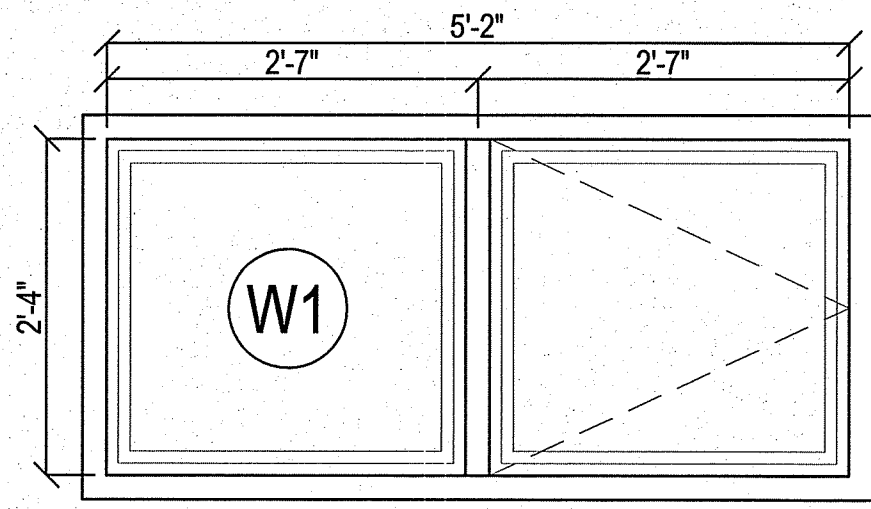
PROJECT TITLE: ENVELOPE RETROFIT
 SHEET TITLE: SECTION DETAILS

CHECKED BY: RS
 DRAWN BY: AJRK
 DATE (YY MM DD): 13 06 19
 SCALE: AS NOTED
 LOCATION: 117 CRYSTAL STREET, SNOW LAKE, MANITOBA

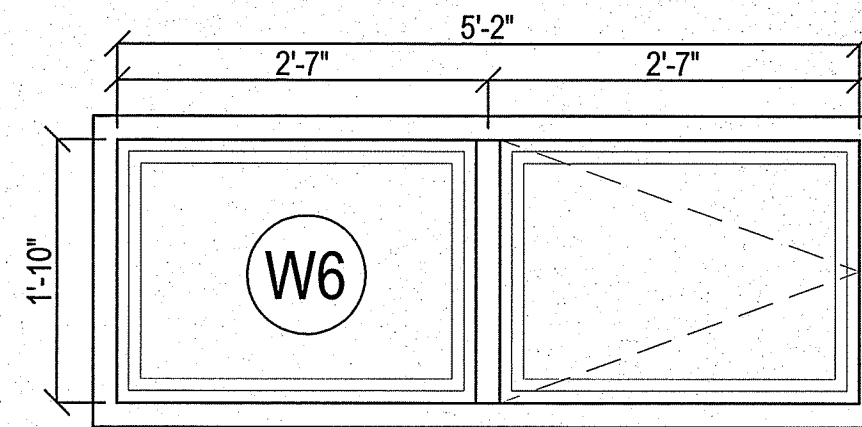
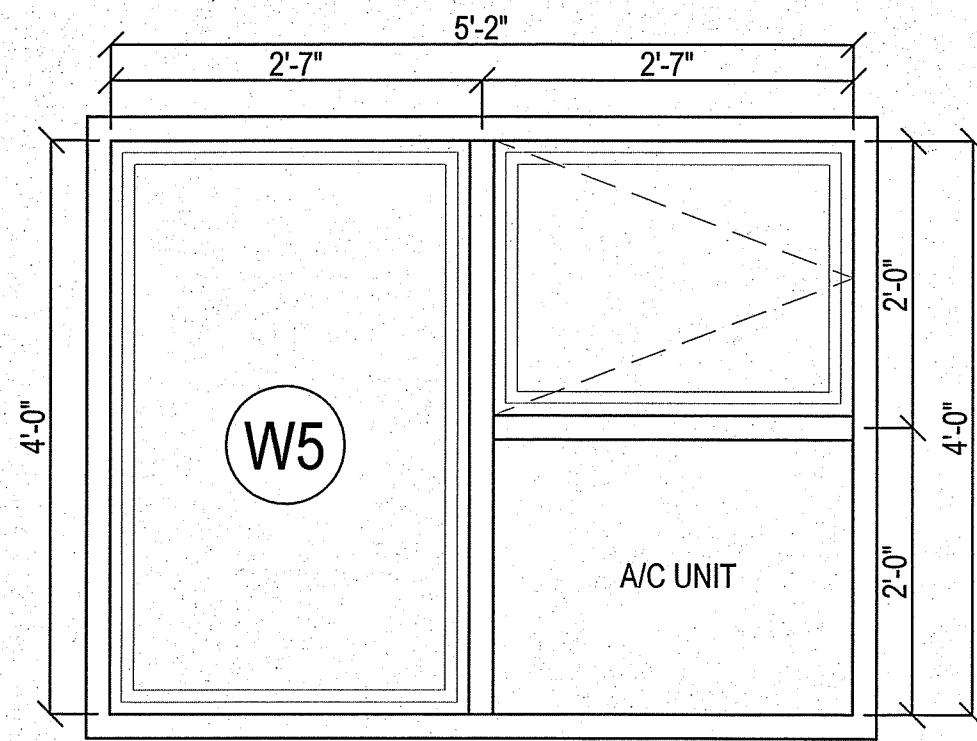
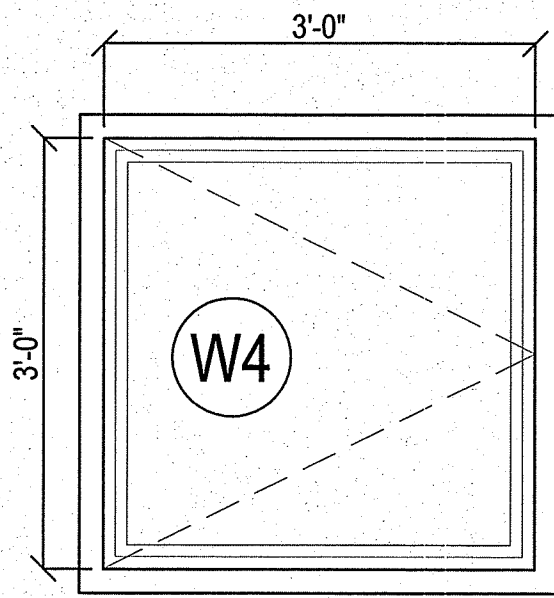
A4.0
 REVISION #: 00
 JOB NO.

13-091-01-10
 REVISION FOR PERMIT 12/30/10
 DATE (YY MM DD) 13 06 19
 REV. BY AJRK


WINDOWS & DOORS SCHEDULE



NOTE: ANGLES TO SUIT EXISTING OPENING



THIS DRAWING MUST NOT BE SCALED.
 THE GENERAL CONTRACTOR SHALL VERIFY ALL DIMENSIONS, DATUMS AND LEVELS PRIOR TO COMMENCEMENT OF WORK AND IS HELD RESPONSIBLE FOR REPORTING ANY DISCREPANCY OR OMISSION TO CAN-TEC SERVICES LTD. IMMEDIATELY.
 THIS DRAWING IS THE EXCLUSIVE PROPERTY OF CAN-TEC SERVICES LTD. AND CAN BE REPRODUCED ONLY WITH THE PERMISSION OF CAN-TEC SERVICES LTD. IN WHICH CASE THE REPRODUCTION MUST BEAR THEIR NAME AS THE ENGINEERING/DRAFTING FIRM.



ENGINEERING AND DRAFTING
 1948 MAIN STREET, WINNIPEG, MANITOBA
 Tel: (204) 943-7222 Fax: (204) 947-5717
<http://www.cantecservices.ca/>

PROJECT: 117 CRYSTAL STREET, SNOW LAKE, MANITOBA

PROJECT TITLE: ENVELOPE RETROFIT

SHEET TITLE: WINDOWS & DOORSDETAILS

DATE (YY MM DD): 13 06 19
 SCALE: NTS
 DRAWN BY: AJRK
 CHECKED BY: RS

LOCATION: 117 CRYSTAL STREET, SNOW LAKE, MANITOBA

A4.1

REVISION #: 00
 JOB NO.

13-091-01-10

#	REVISION	RE-SUBMISSION FOR PERMIT	DATE (YY MM DD)	REV. BY
1			12/30/10	AJRK