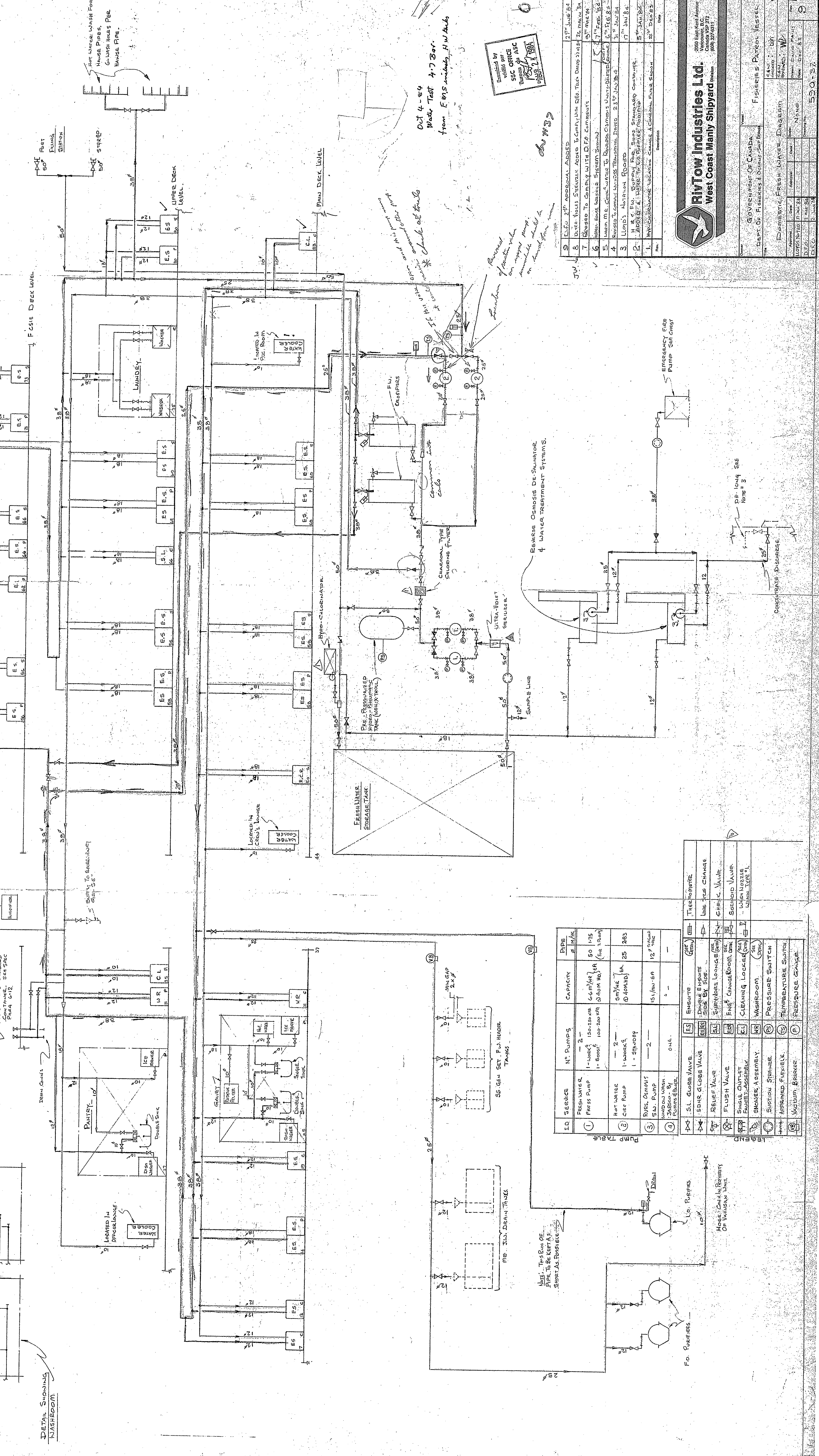
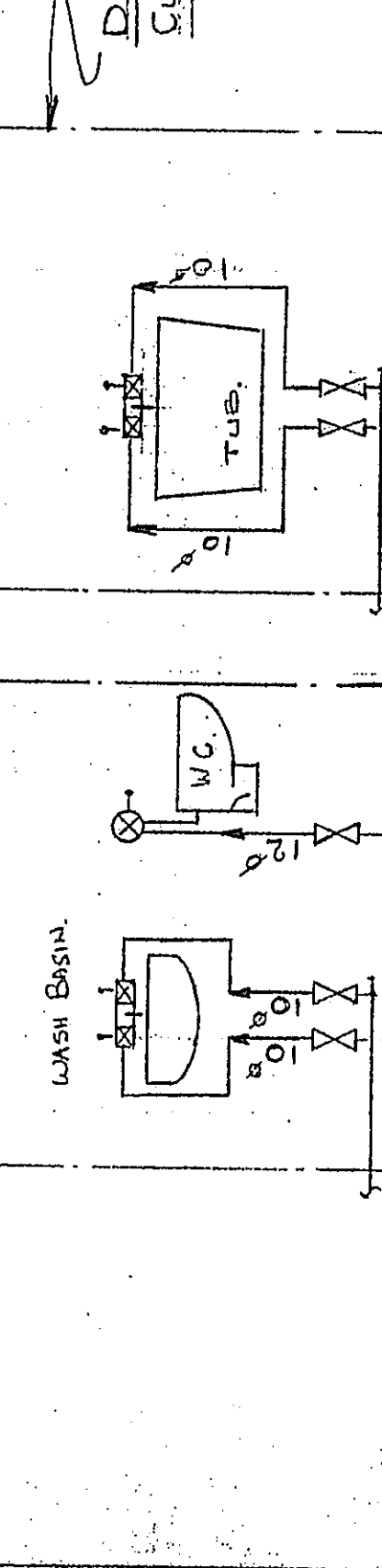

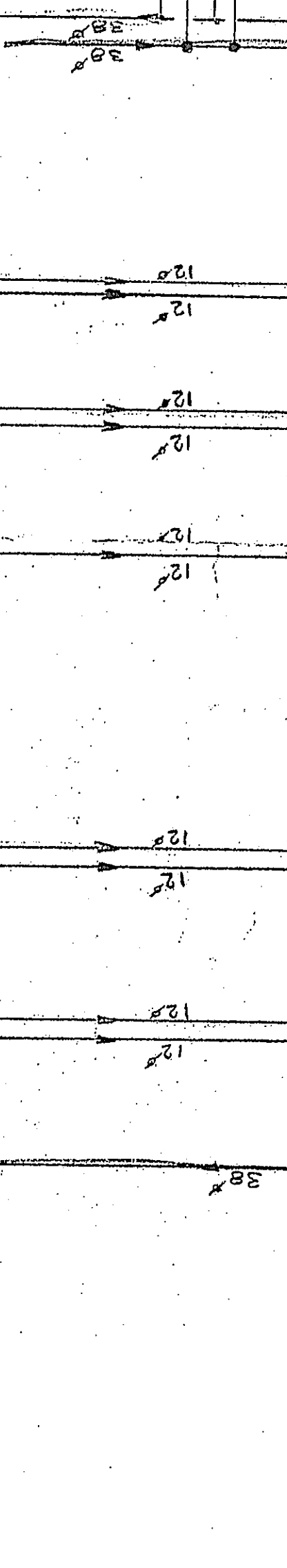
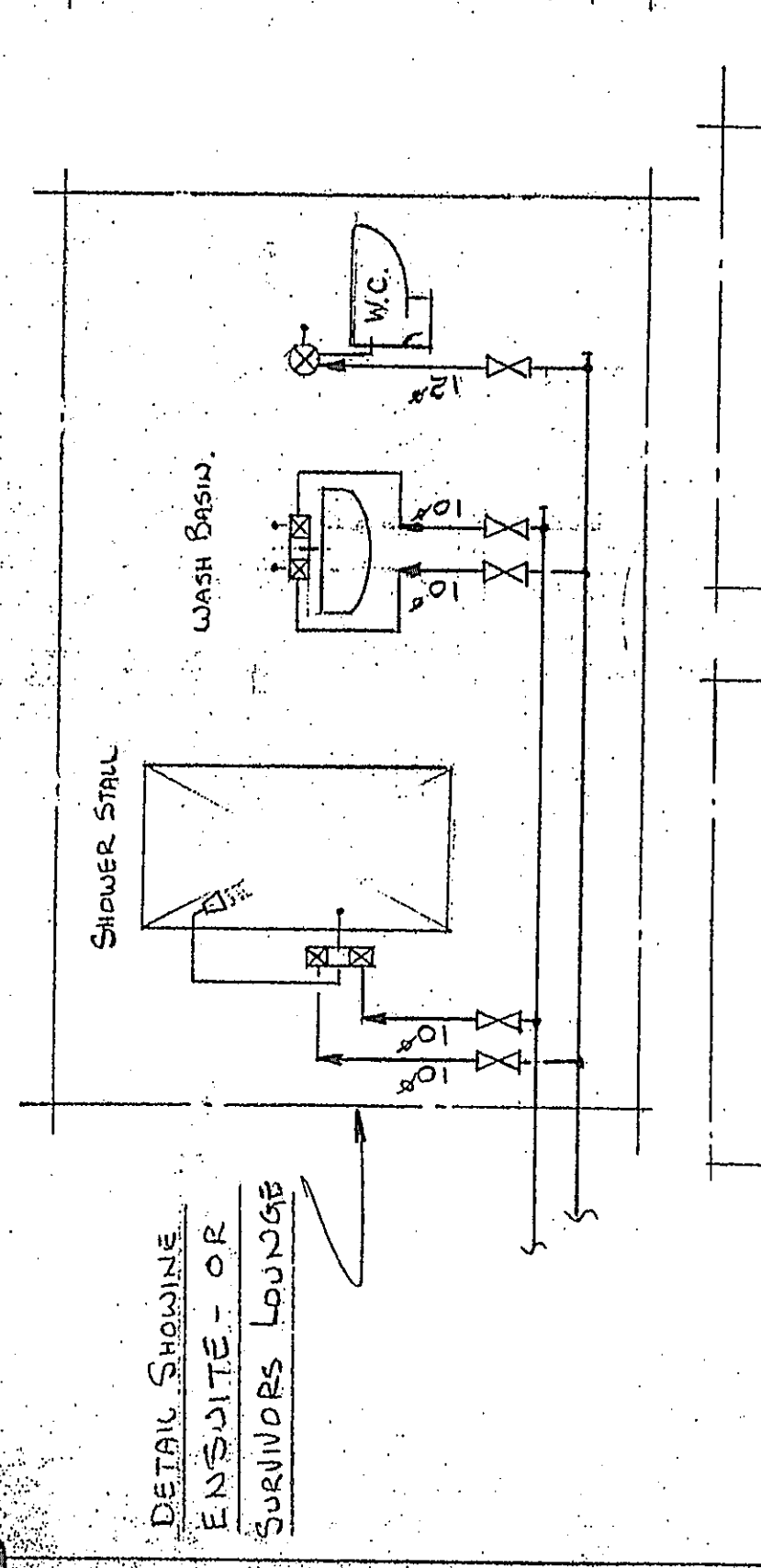
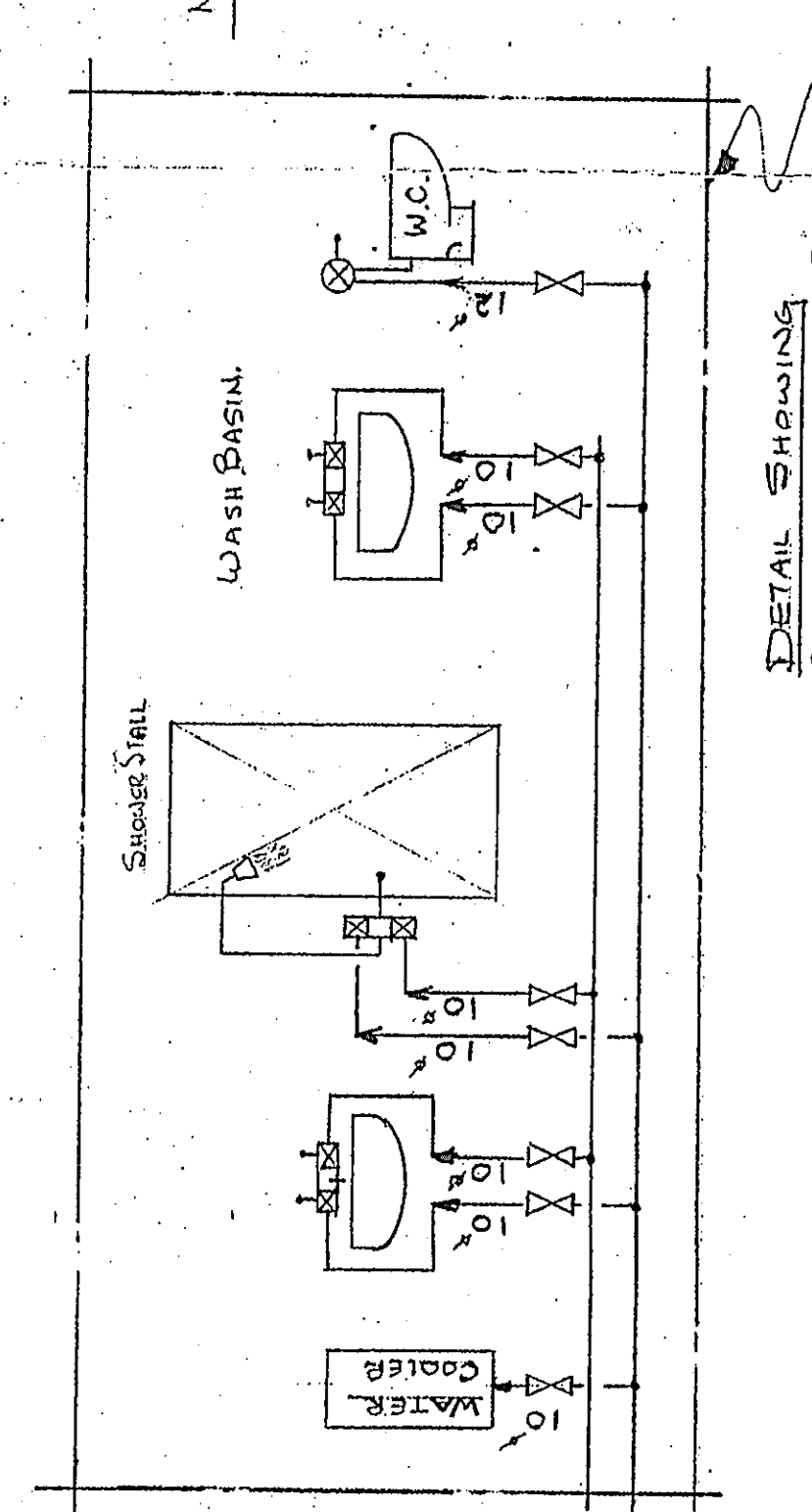
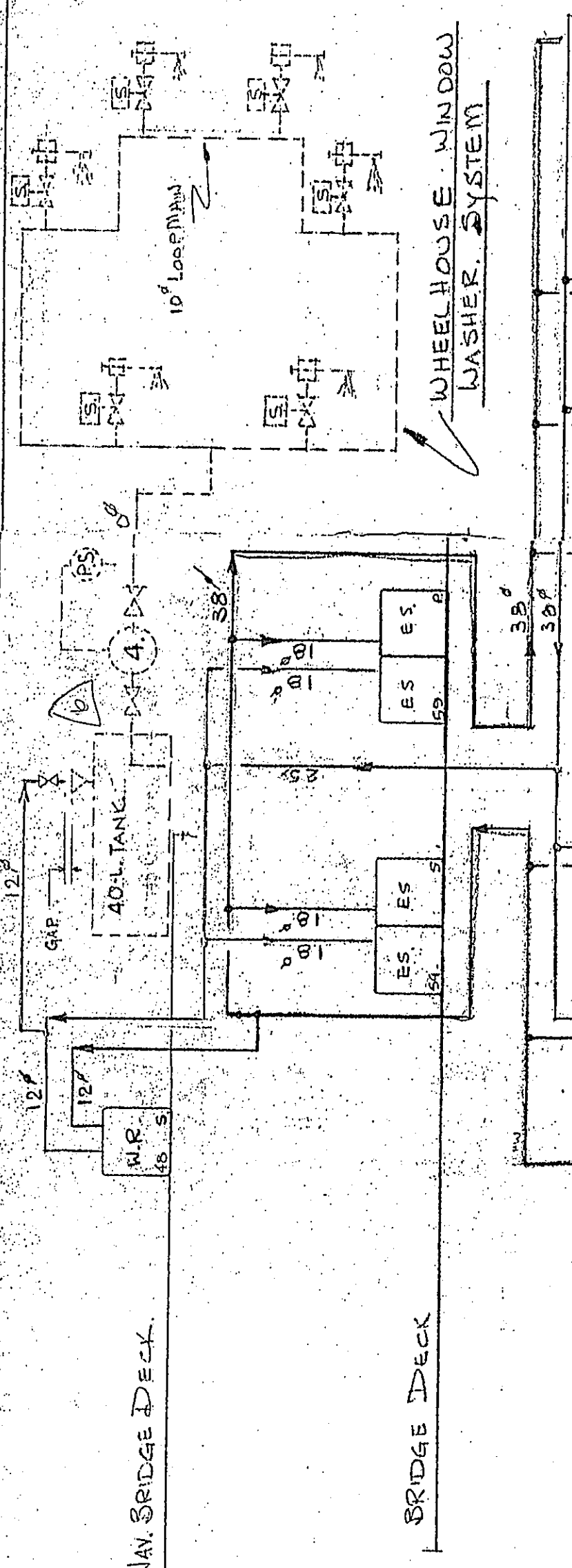


- NOTES
1. SYSTEM TO COMPLY WITH C&I & LLOYD'S RULES AS FAR AS THEY ARE APPLICABLE
 2. DRAIN BOWS WITH PUMPS TO BE FITTED ON ALL LOW POINTS IN SYSTEM
 3. FOR OVERBOARD DISCHARGE DECKS SEE Dwg. 550-37

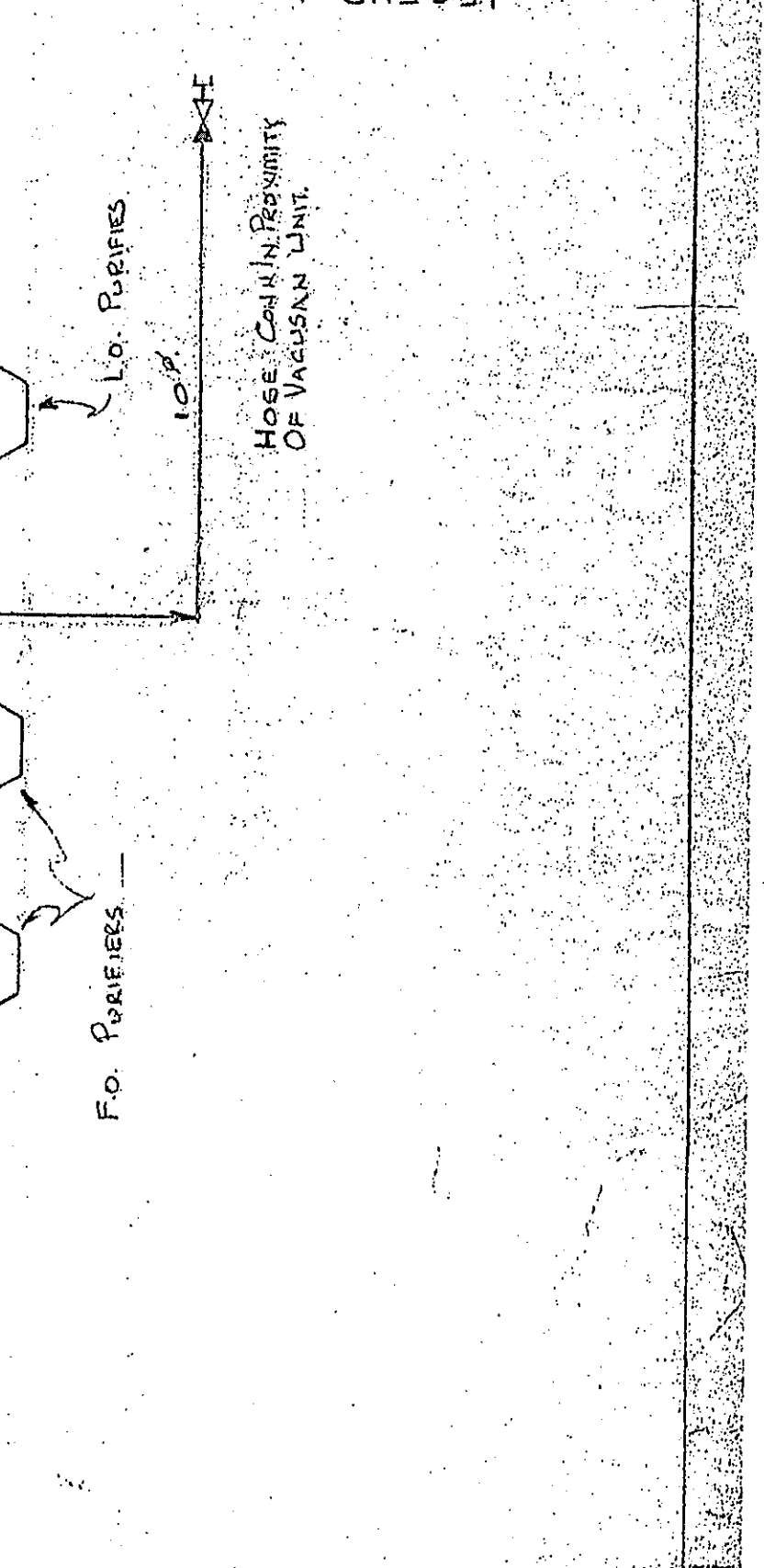
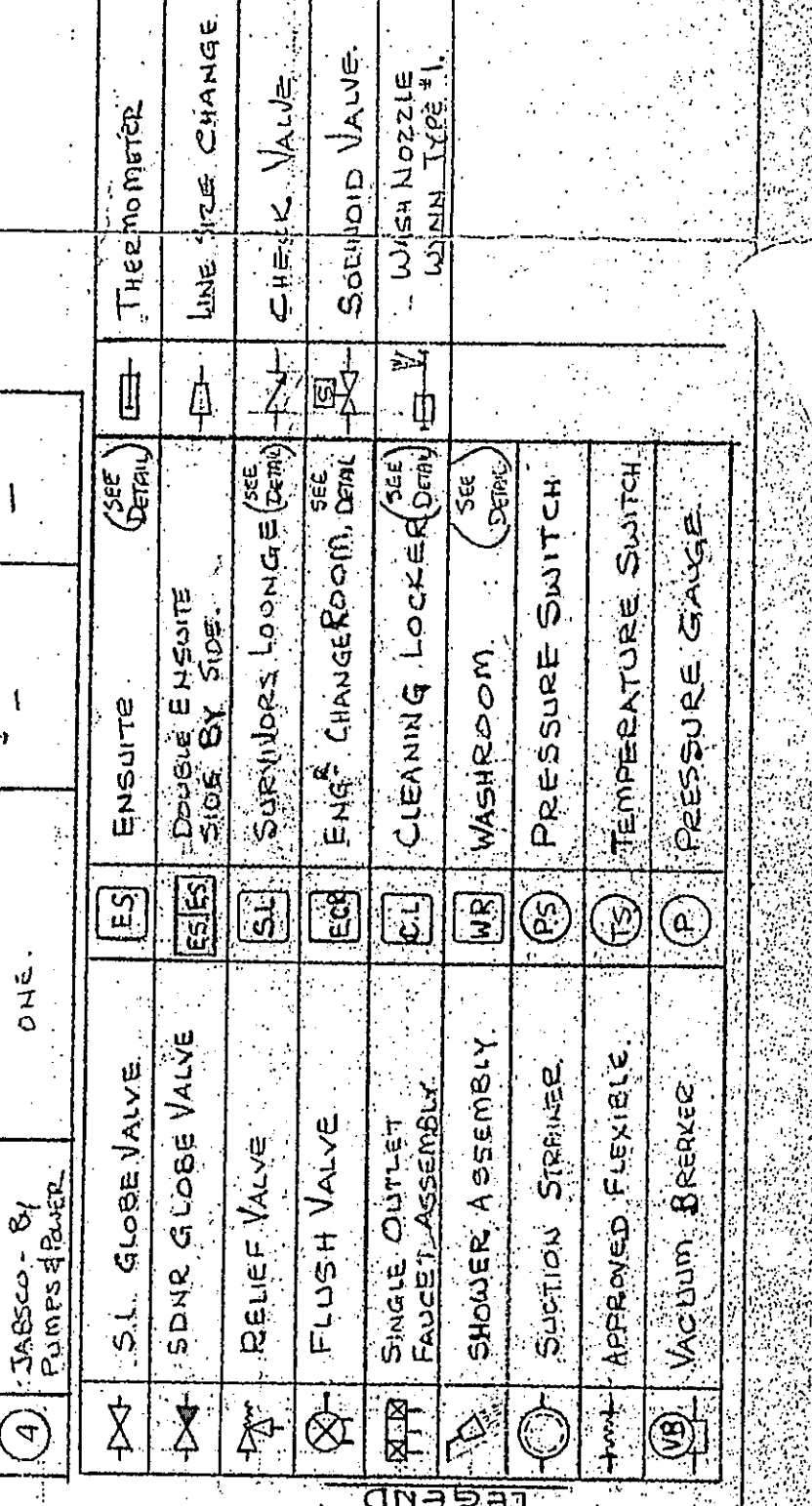
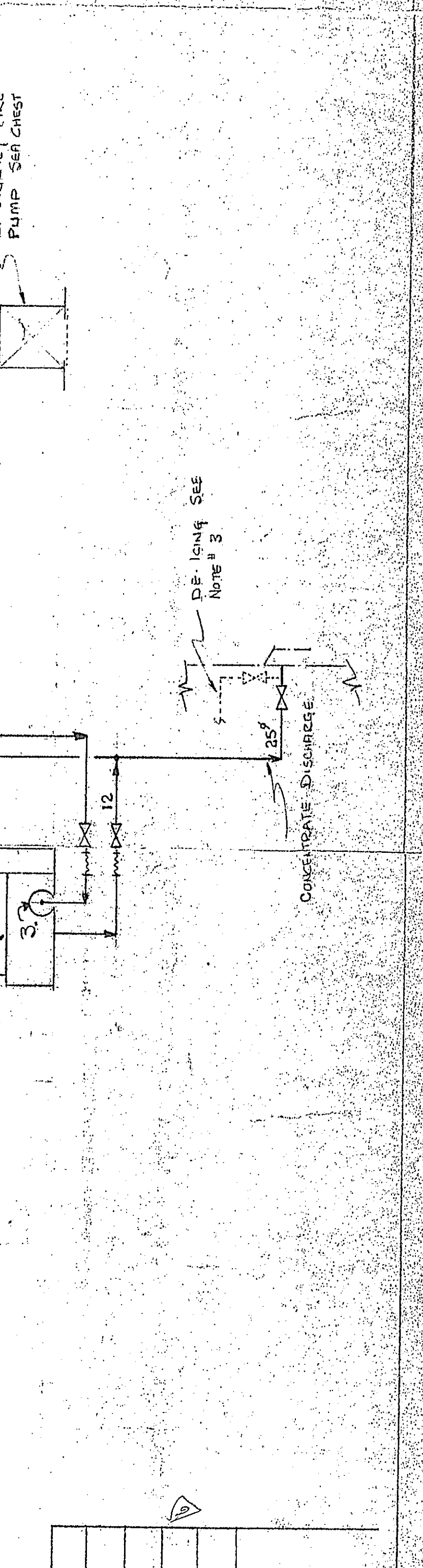
SYSTEM	LINE SIZE	VALVES & EQUIPMENT	BAITS	CONNECTION	PIPE
HOT & COLD DOMESTIC F.W.	1/2"	Body - Bronze, Trim - Brass	1/2"	SCD	SCD OR SCD-10
FLUORINE LINE	1/2"	Body - Bronze, Trim - Brass	1/2"	SCD	SCD OR SCD-10
FLUORINE LINE	1/2"	Body - Bronze, Trim - Brass	1/2"	SCD	SCD OR SCD-10
FLUORINE LINE	1/2"	Body - Bronze, Trim - Brass	1/2"	SCD	SCD OR SCD-10
FLUORINE LINE	1/2"	Body - Bronze, Trim - Brass	1/2"	SCD	SCD OR SCD-10
FLUORINE LINE	1/2"	Body - Bronze, Trim - Brass	1/2"	SCD	SCD OR SCD-10
FLUORINE LINE	1/2"	Body - Bronze, Trim - Brass	1/2"	SCD	SCD OR SCD-10
FLUORINE LINE	1/2"	Body - Bronze, Trim - Brass	1/2"	SCD	SCD OR SCD-10
FLUORINE LINE	1/2"	Body - Bronze, Trim - Brass	1/2"	SCD	SCD OR SCD-10
FLUORINE LINE	1/2"	Body - Bronze, Trim - Brass	1/2"	SCD	SCD OR SCD-10



Issued by
SSC OFFICE
Rivtow Industries Ltd.
West Coast Shipyard
1000 East Kent Avenue
Vancouver, B.C. V6L 2K1
(604) 275-5511

- NOTES
1. SYSTEM TO COMPLY WITH C&I & LLOYD'S RULES AS FAR AS THEY ARE APPLICABLE
 2. DRAIN BOWS WITH PUMPS TO BE FITTED ON ALL LOW POINTS IN SYSTEM
 3. FOR OVERBOARD DISCHARGE DECKS SEE Dwg. 550-37

SYSTEM	LINE SIZE	VALVES & EQUIPMENT	BAITS	CONNECTION	PIPE
HOT & COLD DOMESTIC F.W.	1/2"	Body - Bronze, Trim - Brass	1/2"	SCD	SCD OR SCD-10
FLUORINE LINE	1/2"	Body - Bronze, Trim - Brass	1/2"	SCD	SCD OR SCD-10
FLUORINE LINE	1/2"	Body - Bronze, Trim - Brass	1/2"	SCD	SCD OR SCD-10
FLUORINE LINE	1/2"	Body - Bronze, Trim - Brass	1/2"	SCD	SCD OR SCD-10
FLUORINE LINE	1/2"	Body - Bronze, Trim - Brass	1/2"	SCD	SCD OR SCD-10
FLUORINE LINE	1/2"	Body - Bronze, Trim - Brass	1/2"	SCD	SCD OR SCD-10
FLUORINE LINE	1/2"	Body - Bronze, Trim - Brass	1/2"	SCD	SCD OR SCD-10
FLUORINE LINE	1/2"	Body - Bronze, Trim - Brass	1/2"	SCD	SCD OR SCD-10
FLUORINE LINE	1/2"	Body - Bronze, Trim - Brass	1/2"	SCD	SCD OR SCD-10
FLUORINE LINE	1/2"	Body - Bronze, Trim - Brass	1/2"	SCD	SCD OR SCD-10



SYSTEM	LINE SIZE	VALVES & EQUIPMENT	BAITS	CONNECTION	PIPE
HOT & COLD DOMESTIC F.W.	1/2"	Body - Bronze, Trim - Brass	1/2"	SCD	SCD OR SCD-10
FLUORINE LINE	1/2"	Body - Bronze, Trim - Brass	1/2"	SCD	SCD OR SCD-10
FLUORINE LINE	1/2"	Body - Bronze, Trim - Brass	1/2"	SCD	SCD OR SCD-10
FLUORINE LINE	1/2"	Body - Bronze, Trim - Brass	1/2"	SCD	SCD OR SCD-10
FLUORINE LINE	1/2"	Body - Bronze, Trim - Brass	1/2"	SCD	SCD OR SCD-10
FLUORINE LINE	1/2"	Body - Bronze, Trim - Brass	1/2"	SCD	SCD OR SCD-10
FLUORINE LINE	1/2"	Body - Bronze, Trim - Brass	1/2"	SCD	SCD OR SCD-10
FLUORINE LINE	1/2"	Body - Bronze, Trim - Brass	1/2"	SCD	SCD OR SCD-10
FLUORINE LINE	1/2"	Body - Bronze, Trim - Brass	1/2"	SCD	SCD OR SCD-10
FLUORINE LINE	1/2"	Body - Bronze, Trim - Brass	1/2"	SCD	SCD OR SCD-10

