

RETURN BIDS TO:
RETOURNER LES SOUMISSIONS À:
Bid Receiving - PWGSC / Réception des soumissions -
TPSGC
11 Laurier St. / 11, rue Laurier
Place du Portage, Phase III
Core 0A1 / Noyau 0A1
Gatineau, Québec K1A 0S5
Bid Fax: (819) 997-9776

SOLICITATION AMENDMENT
MODIFICATION DE L'INVITATION

The referenced document is hereby revised; unless otherwise indicated, all other terms and conditions of the Solicitation remain the same.

Ce document est par la présente révisé; sauf indication contraire, les modalités de l'invitation demeurent les mêmes.

Comments - Commentaires

Vendor/Firm Name and Address
Raison sociale et adresse du
fournisseur/de l'entrepreneur

Issuing Office - Bureau de distribution
Electrical & Electronics Products Division
11 Laurier St./11, rue Laurier
6B1, Place du Portage, Phase III
Gatineau, Québec K1A 0S5

| | | |
|-----------------------------------------------------------------------------------------------------------------------------------------------------------------------------|----------------------------------------|---------------------------------------------------------------------------|
| Title - Sujet BETA-CALCO LIGHTING, FIXTURE | | |
| Solicitation No. - N° de l'invitation U6800-141551/A | | Amendment No. - N° modif. 001 |
| Client Reference No. - N° de référence du client U6800-141551 | | Date 2013-11-18 |
| GETS Reference No. - N° de référence de SEAG PW-\$\$HN-380-63839 | | |
| File No. - N° de dossier hn380.U6800-141551 | CCC No./N° CCC - FMS No./N° VME | |
| Solicitation Closes - L'invitation prend fin at - à 02:00 PM on - le 2013-12-18 | | Time Zone Fuseau horaire Eastern Standard Time EST |
| F.O.B. - F.A.B. Plant-Usine: <input type="checkbox"/> Destination: <input checked="" type="checkbox"/> Other-Autre: <input type="checkbox"/> | | |
| Address Enquiries to: - Adresser toutes questions à: Bertrand, Maria | | Buyer Id - Id de l'acheteur hn380 |
| Telephone No. - N° de téléphone (819) 956-3484 () | | FAX No. - N° de FAX () - |
| Destination - of Goods, Services, and Construction: Destination - des biens, services et construction: | | |

Instructions: See Herein

Instructions: Voir aux présentes

| | |
|----------------------------------------------------------------------------------------------------------------------------------------------------------------------------------------------------------------------------------------------------------------|----------------------------------------------|
| Delivery Required - Livraison exigée | Delivery Offered - Livraison proposée |
| Vendor/Firm Name and Address Raison sociale et adresse du fournisseur/de l'entrepreneur | |
| Telephone No. - N° de téléphone Facsimile No. - N° de télécopieur | |
| Name and title of person authorized to sign on behalf of Vendor/Firm (type or print) Nom et titre de la personne autorisée à signer au nom du fournisseur/ de l'entrepreneur (taper ou écrire en caractères d'imprimerie) | |
| Signature | Date |

Solicitation No. - N° de l'invitation

U6800-141551/A

Amd. No. - N° de la modif.

001

Buyer ID - Id de l'acheteur

hn380

Client Ref. No. - N° de réf. du client

U6800-141551

File No. - N° du dossier

hn380U6800-141551

CCC No./N° CCC - FMS No/ N° VME

Amendment 1 is raised to add technical drawings and additional information.

BUBBLE

600/1000/1800



■ GENERAL SPECIFICATION

Housing: Round metal frame consisting of modules combined together for electrical and mechanical connections. Bubble comes in the following diameters: 600mm (23.6"), 1000mm (39.4"), 1800mm (70.9") and 2800mm (110.0").

Diffusers: Injection molded, UV stabilized, opal polycarbonate. Diffusers are sectional with subtle but visible seams. Bubble 600, 3 diffusers; Bubble 1000, 3 diffusers; Bubble 1800, 8 diffusers and Bubble 2800, 16 diffusers.

Power cables: Luminaires supplied with 7.8m/20' of cable. Cables can be extended to a maximum overall distance of 20m/64'. Custom cable lengths can be supplied to special order.

Drivers: Luminaires supplied with HPF electronic drivers, 120/277V. 0-10V dimming standard.

Mechanical: Luminaires mount directly over a junction box.

Finish: White RAL 9003. Custom colors available to special order.

Approvals: ETL.

BUBBLE

600/1000/1800

A SPECIFY LAMP/LUMINAIRE TYPE

| Code: | Lamp: | Color CCT: | Delivered lms: | Efficacy LPW: | L70 @25°C (77°F): | Diameter (A): | Diameter (B): | Depth (D): |
|-----------|----------|------------|----------------|---------------|-------------------|---------------|---------------|------------|
| BCBBWH156 | 100W LED | 3000K | 3836 | 38.2 | > 50,000 hrs | 600mm/23.6" | 440mm/17.3" | 191mm/7.5" |
| BCBBWH276 | 180W LED | 3000K | 6900 | 38.2 | > 50,000 hrs | 1000mm/39.4" | 800mm/31.5" | 241mm/9.5" |
| BCBBWH526 | 350W LED | 3000K | 13300 | 38.2 | > 50,000 hrs | 1800mm/70.9" | 1600mm/63.0" | 241mm/9.5" |

B SPECIFY POWER SUPPLY AND ACCESSORIES

Bubble LED integral power supply in canopy.

| | |
|-------------|------------------------------------|
| BCLED6/I/N | Canopy with driver for Bubble 600 |
| BCLED10/I/N | Canopy with driver for Bubble 1000 |
| BCLED18/I/N | Canopy with driver for Bubble 1800 |

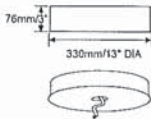
Bubble LED remote power supply (specify mounting canopy from bubble accessories as a separate line item).

| | |
|-----------|-------------------------------------|
| BCLED6/R | Remote power supply for Bubble 600 |
| BCLED10/R | Remote power supply for Bubble 1000 |
| BCLED18/R | Remote power supply for Bubble 1800 |

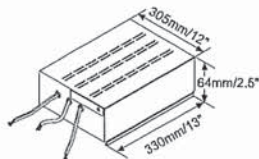
Bubble LED accessories (for luminaires with remote power supplies only).

| | |
|-----------|-------------------------------------------------------------------------------------------------------------------|
| MEC1745AE | Ceiling canopy for installation to load bearing ceilings (max 32kg/70lbs) for Bubble 600 and Bubble 1000. |
| MEC2112AE | Ceiling canopy for installation to load bearing ceilings (max 100kg/220lbs) for Bubble 1800. |
| MEC1823AE | Ceiling canopy for installation into false ceilings or similar (cables are anchored to the load bearing ceiling). |
| MEC1820 | Surface mounting kit for Bubble 600 and 1000. |
| MEC1821 | Surface mounting kit for Bubble 1800. |

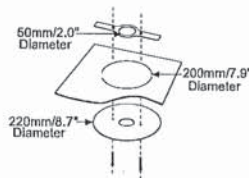
Note: Due to constant changes in LEDs, please check our website for current product specifications.



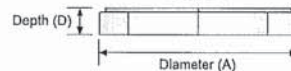
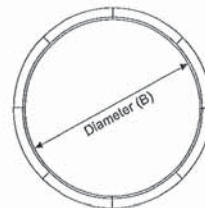
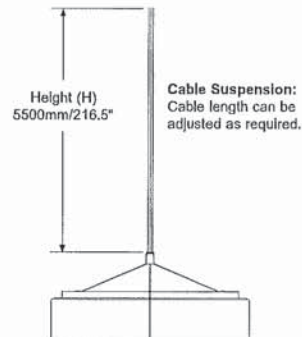
BCLED6/I/N
BCLED10/I/N
BCLED18/I/N



BCLED6/R
BCLED10/R
BCLED18/R



MEC1823AE



Weights:

| | |
|-----------|----------------|
| BCBBWH156 | 8.1kg/17.9lbs |
| BCBBWH276 | 16.1kg/35.5lbs |
| BCBBWH526 | 33.0kg/72.8lbs |

Note: Due to constant changes in LEDs, please check our website for current product specifications.

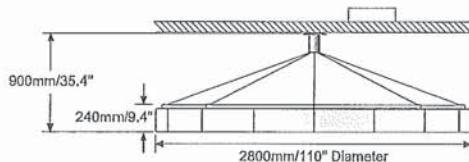
BUBBLE

2800

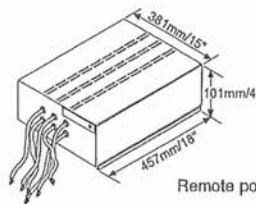
SPECIFY LAMP/LUMINAIRE TYPE

LOW PROFILE PENDANT Luminaire complete with 8 suspension cables connected to the central joint for ceiling mounting.

| Code: | Lamp: | Color CCT: | Delivered lms: | Efficacy LPW: | L70 @25°C (77°F): | Weight: |
|------------|-------------------------------|------------|----------------|---------------|-------------------|--------------|
| BCBBWH886R | 590W LED, remote power supply | 3000K | 22500 | 38.2 | > 50,000 hrs | 63kg/138.9lb |



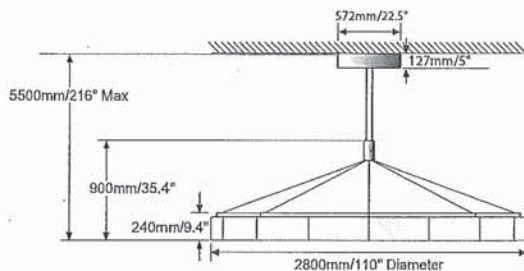
BCBBWH886R



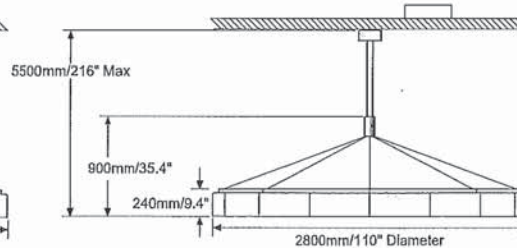
Remote power supply included.

ADJUSTABLE PENDANT Luminaire complete with 8 cables connected to the central joint and 4 adjustable cables for ceiling mounting.

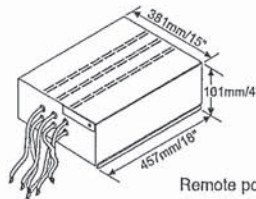
| Code: | Lamp: | Color CCT: | Delivered lms: | Efficacy LPW: | L70 @25°C (77°F): | Weight: |
|--------------|---------------------------------|------------|----------------|---------------|-------------------|--------------|
| BCBBWH886PIN | 590W LED, integral power supply | 3000K | 22500 | 38.2 | > 50,000 hrs | 75kg/165.3lb |
| BCBBWH886PR | 590W LED, remote power supply | 3000K | 22500 | 38.2 | > 50,000 hrs | 67kg/147.7lb |



BCBBWH886PIN



BCBBWH886PR



Remote power supply included.

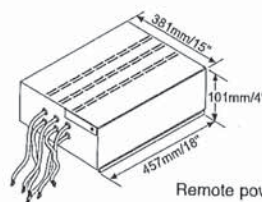
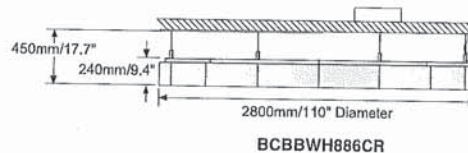
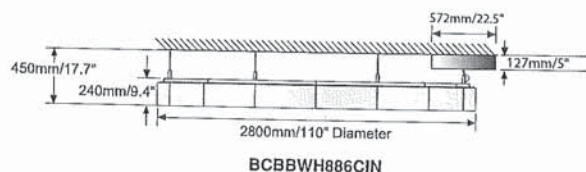
Note: Due to constant changes in LEDs, please check our website for current product specifications.

BUBBLE

2800

CEILING MOUNTED Luminaire complete with 8 suspension cables L=2000mm/79".

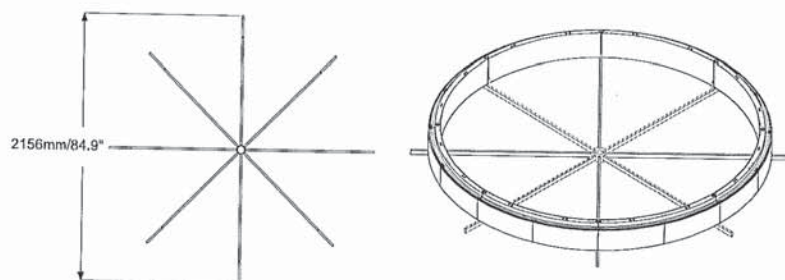
| Code: | Lamp: | Color CCT: | Delivered lms: | Efficacy LPW: | L70 @25°C (77°F): | Weight: |
|--------------|---------------------------------|------------|----------------|---------------|-------------------|--------------|
| BCBBWH886CIN | 590W LED, integral power supply | 3000K | 22500 | 38.2 | > 50,000 hrs | 74kg/163.1lb |
| BCBBWH886CR | 590W LED, remote power supply | 3000K | 22500 | 38.2 | > 50,000 hrs | 66kg/145.5lb |



Remote power supply included.

SPECIFY ACCESSORIES (REQUIRED)

150A031VE Umbrella tool for assembly.



Note: Due to constant changes in LEDs, please check our website for current product specifications.