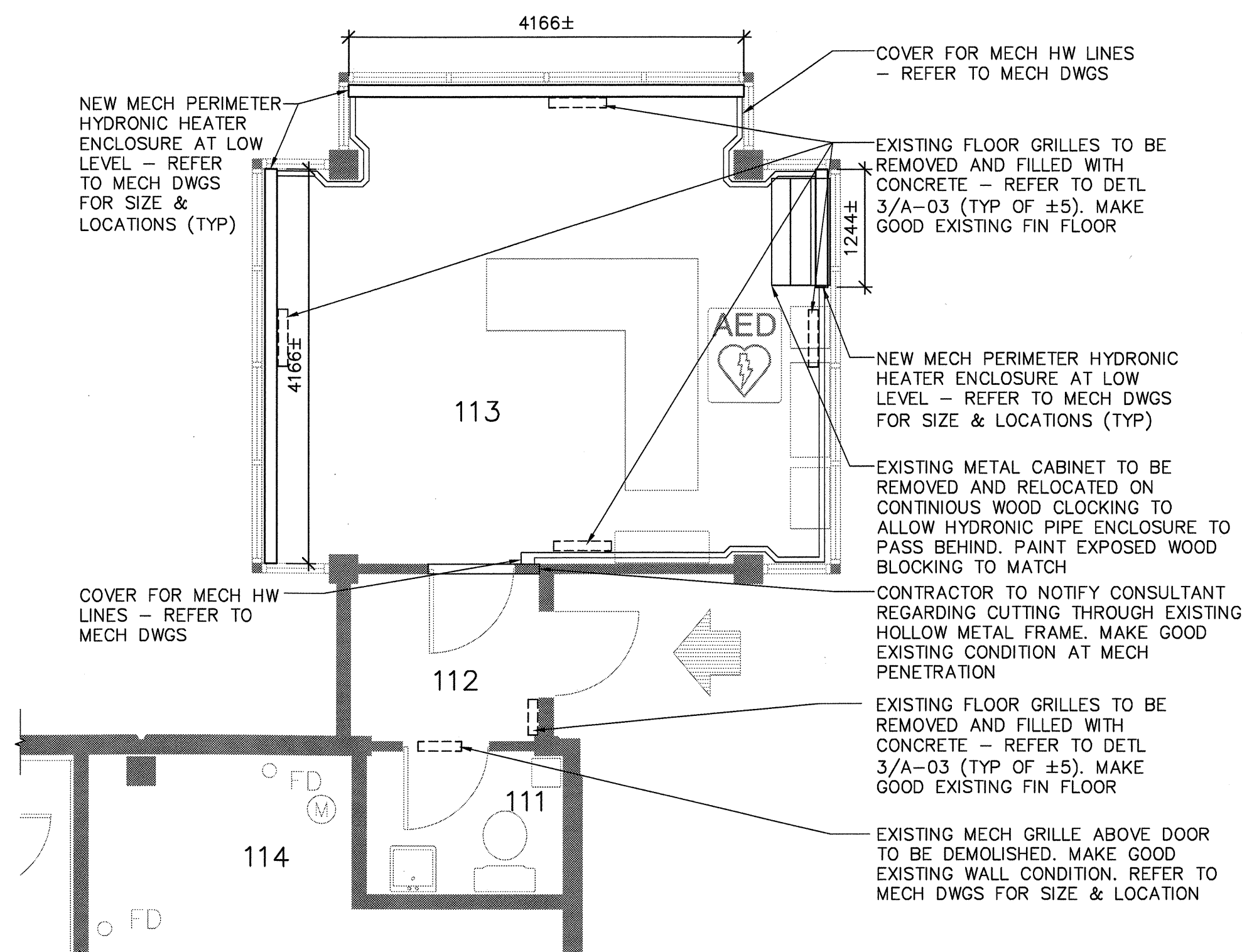
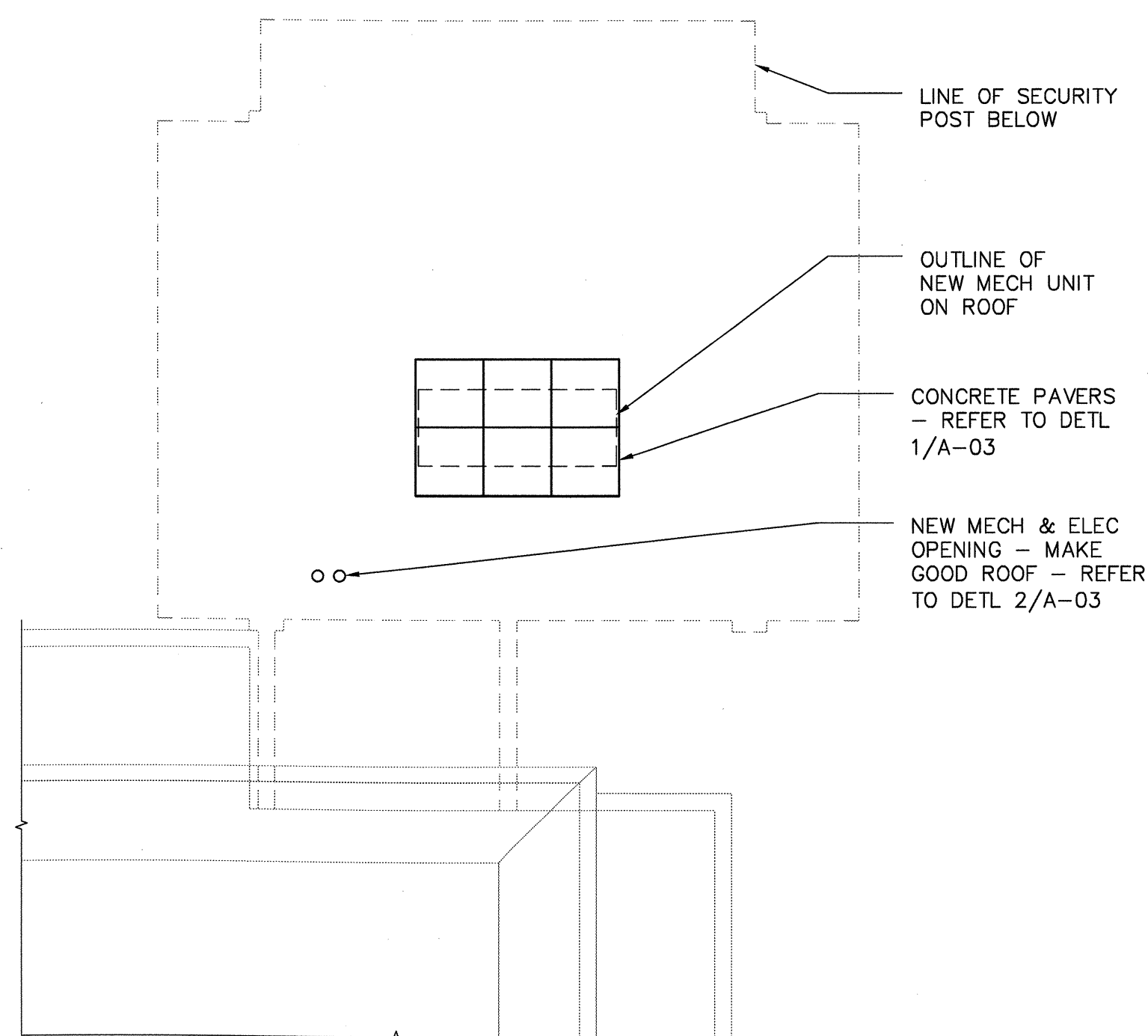
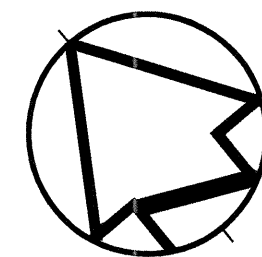
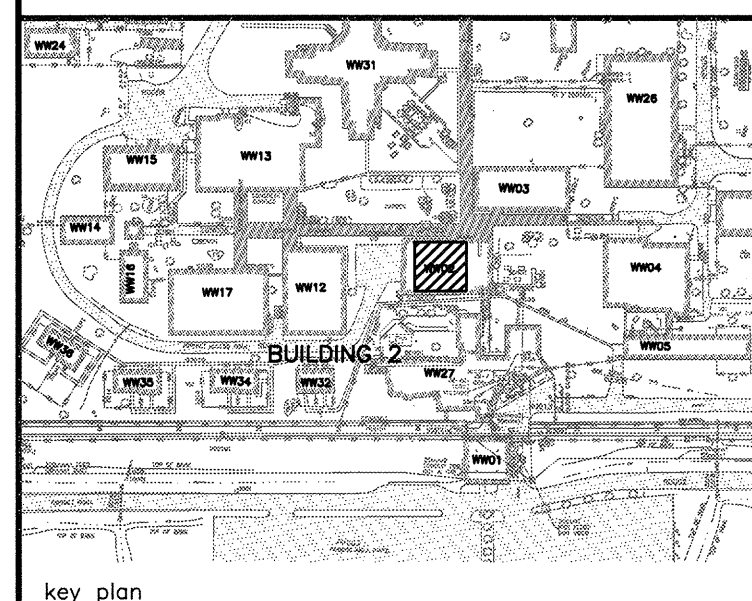


## NATIONAL BUILDING CODE MATRIX DIVISION B

ITEM	DIVISION B REFERENCE								
1. PROJECT DESCRIPTION: WORKWORTH MEDIUM SECURITY INSTITUTION - BUILDING 02, 03, 12 & 15	<input type="checkbox"/> NEW <input type="checkbox"/> ADDITION	<input checked="" type="checkbox"/> ALTERATION <input type="checkbox"/> CHANGE OF USE	<input type="checkbox"/> PART 3, 2.1.1 <input type="checkbox"/> PART 11, 11.1 - 11.4						
2. MAJOR OCCUPANCY(S):	Group A Division 2			3.1.2.1.					
3. BUILDING AREA:	EXISTING 1400m <sup>2</sup>	ALTERATION 647	TOTAL 1400	1.4.1.2 SQ.M.					
4. GROSS AREA:	EXISTING 1480m <sup>2</sup>	ALTERATION 647	TOTAL 1480	1.4.1.2 SQ.M.					
5. NUMBER OF STOREYS:	ABOVE GRADE 1	BELOW GRADE 1		3.2.1.1 & 1.4.1.2					
6. NUMBER OF STREETS/FIRE FIGHTER ACCESS:	2-3			3.2.2.10 & 3.2.5					
7. BUILDING CLASSIFICATION:	-			9.10.2					
8. SPRINKLER SYSTEM PROPOSED:	<input type="checkbox"/> ENTIRE BUILDING <input type="checkbox"/> BASEMENT ONLY <input type="checkbox"/> IN LIEU OF ROOF RATING <input checked="" type="checkbox"/> NOT REQUIRED			2.2.3.2 3.2.5.12 3.2.2.18					
9. STANDPIPE REQUIRED:	<input type="checkbox"/> YES <input checked="" type="checkbox"/> NO			3.2.5.9					
10. FIRE ALARM REQUIRED:	<input type="checkbox"/> YES <input checked="" type="checkbox"/> NO			3.2.4					
11. WATER SERVICE/ SUPPLY IS ADEQUATE:	<input checked="" type="checkbox"/> YES <input type="checkbox"/> NO			3.2.5.7					
12. HIGH BUILDING	<input type="checkbox"/> YES <input checked="" type="checkbox"/> NO			3.2.6.1					
13. PERMITTED CONSTRUCTION:	<input type="checkbox"/> COMBUSTIBLE <input type="checkbox"/> NON-COMBUSTIBLE <input checked="" type="checkbox"/> BOTH			9.10.6					
ACTUAL CONSTRUCTION:	<input type="checkbox"/> COMBUSTIBLE <input checked="" type="checkbox"/> NON-COMBUSTIBLE <input type="checkbox"/> BOTH								
14. MEZZANINE(S) AREA:	-			3.2.8.1					
15. OCCUPANT LOAD BASED ON:	<input type="checkbox"/> SQ.M./PERSON <input checked="" type="checkbox"/> BUILDING DESIGN OCCUPANCY LOAD (IN PERSONS)			3.1.17.1					
1ST FLOOR	NO CHANGE NO CHANGE								
16. BARRIER-FREE DESIGN:	<input type="checkbox"/> YES <input checked="" type="checkbox"/> NO N/A (EXISTING BUILDING DESIGN)			3.8					
17. HAZARDOUS SUBSTANCES:	<input type="checkbox"/> YES <input checked="" type="checkbox"/> NO			3.3.1.2 & 3.2.4.11					
18. REQUIRED FIRE RESISTANCE RATINGS (FRR):	3.1.7.1 & 3.2.2.17								
	FRR (HRS)	LISTED DESIGN NO./ DESCRIP.	FRR (HRS)	LISTED DESIGN NO./ DESCRIP.					
HORIZONTAL ASSEMBLIES	FLOORS - EXISTING 3.17.3		FLOORS - EXISTING 3.17.3						
	ROOF --- ---		ROOF --- ---						
	MEZZANINE - -		MEZZANINE - -						
SUPPORTING ASSEMBLIES									
19. SPATIAL SEPARATION - CONSTRUCTION OF EXTERIOR WALLS:	3.2.3.1								
	EBF AREA (SQ.M.)	L/D OR H/L	PERMITTED MAX % OF OPNGS	PROPOSED % OF OPNGS	FRR (HRS)	LISTED DESIGN/ DESCRIP.	COMB. CONSTR.	COMB./ NONCOMB. CLADDING	NONCOMB. CONSTR.
NORTH	-	00± OVER 10:1	100	-	N / A	N / A	N / A	N / A	X
SOUTH	-	00± OVER 10:1	100	-	N / A	N / A	N / A	N / A	X
EAST	-	00± OVER 10:1	100	-	N / A	N / A	N / A	N / A	X
WEST	-	00± OVER 10:1	100	-	N / A	N / A	N / A	N / A	X
20. FIRE RATED SEPARATIONS:	FIRE SEPARATION REQUIRED (HRS)			FIRE SEPARATION REQUIRED (HRS)					
21. POST-DISASTER BUILDING	<input checked="" type="checkbox"/> YES <input type="checkbox"/> NO			4.1.2.1					

1 BUILDING 2 - FIRST FLOOR PLAN  
A-01 1:502 BUILDING 2 - ROOF PLAN  
A-01 1:50Public Works and  
Government Services Canada  
Travaux publics et  
Services gouvernementaux Canada

key plan



04	ISSUED FOR TENDER	2013/10/29
03	SUBMITTED FOR 99% DESIGN	2011/07/18
02	SUBMITTED FOR 66% DESIGN	2011/03/31
01	ISSUED FOR REVIEW	2011/03/08
revision		date

Do not scale drawings.  
Verify all dimensions and conditions on site and immediately  
notify the Departmental Representative of all discrepancies.**AECOM**This drawing has been prepared for the use of AECOM's client and may not be used, reproduced or  
relied upon by third parties, except as agreed by AECOM and its client, as required by law or for use  
by governmental reviewing agencies. AECOM accepts no responsibility, and denies any liability  
whatsoever, to any party that modifies this drawing without AECOM's express written consent.  
Do not scale this document. All measurements must be obtained from stated dimensions.project title  
titre du projet  
**WARKWORTH** Ontario  
MEDIUM SECURITY INSTITUTION**UNDERGROUND DUCT  
REPLACEMENT**drawing title  
titre du dessin  
**BUILDING 2  
FIRST FLOOR PLAN  
ARCHITECTURAL FLOOR PLAN**drawn by  
dessiné par

SC

designed by  
conçu par

PLJ

approved by  
approuvé par

PLJ

bid  
offre

S. BELL

project manager  
administrateur  
de projetsproject date  
date du projet

2013-10-29

project no.  
no. du projet

R.033225.001

drawing no.  
dessiné no.

WDR-WW02-A-01

AECOM PROJECT No.: 60154177

ROOM NUMBER	ROOM NAME	FLOOR		WALLS				CEILING			COMMENTS
		FINISH	BASE	NORTH	EAST	SOUTH	WEST	MATERIAL	FINISH	HEIGHT	
101	FOYER	VCT	RBR						ACT	2550	WITH CLIP ENFORCEMENT
102	INMATE WAITING RM	VCT	RBR						ACT	2550	WITH CLIP ENFORCEMENT
103	LAVATORY	POLY	POLY					EXP	PNT		
104	LAVATORY	POLY	POLY					EXP	PNT		
105	LAN ROOM	HRD	HRD						NO FINISH		
106	OFFICE	VCT	RBR						ACT	2880	
107	OFFICE	VCT	RBR						ACT	2880	
108	OFFICE	VCT	RBR						ACT	2880	
109	JANITOR'S CLOSET	HRD	HRD						NO FINISH		
110	OFFICE	VCT	RBR						ACT	2880	
110A	ELECTRICAL CLOSET	HRD	HRD						NO FINISH		
111	BOARDROOM	VCT	RBR						ACT	2550	
112	OFFICE	VCT	RBR						ACT	2550	
113	OFFICE	VCT	RBR						ACT	2880	
114	OFFICE	VCT	RBR						ACT	2550	
115	OFFICE	VCT	RBR						ACT	2550	
116	OFFICE	VCT	RBR						ACT	2880	
117	OFFICE	VCT	RBR						ACT	2880	
118	OFFICE	VCT	RBR						ACT	2550	
119	OFFICE	CPT	CPT						ACT	2550	
120	LAVATORY	EPX	EPX					EXP	PNT		
121	GENERAL OFFICE	CPT	CPT						ACT	2550	
122	BOARDROOM	CPT	CPT						ACT	2550	
123	OFFICE	VCT	RBR						ACT	2550	
124	FOYER	CPT	CPT						ACT	2550	
125	OFFICE	CPT	CPT						ACT	2550	
126	WOMEN'S W/R	EPX	EPX					EXP	PNT		
127	LOUNGE	VCT	RBR						ACT	2550	WITH CLIP ENFORCEMENT
128	OFFICE	VCT	RBR						ACT	2880	
129	INTERVIEW ROOM	VCT	RBR						ACT	2880	WITH CLIP ENFORCEMENT
130	MECHANICAL ROOM	HRD	HRD						N/A		STRUCT. ABOVE PAINTED OUT
131	CORRIDOR	VCT	RBR						ACT	2550	
132	COFFEE	VCT	RBR						ACT	2550	
133	COFFEE	VCT	RBR						ACT	2550	
134	MEN'S W/R	EPX	EPX					EXP	PNT		
135	BOARDROOM	VCT	RBR						ACT	2550	
136	OFFICE	VCT	RBR						ACT	2880	
137	OFFICE	VCT	RBR						ACT	2550	
138	OFFICE	VCT	RBR						ACT	2550	

C1 – SUSPENDED ACOUSTIC CEILING TILE

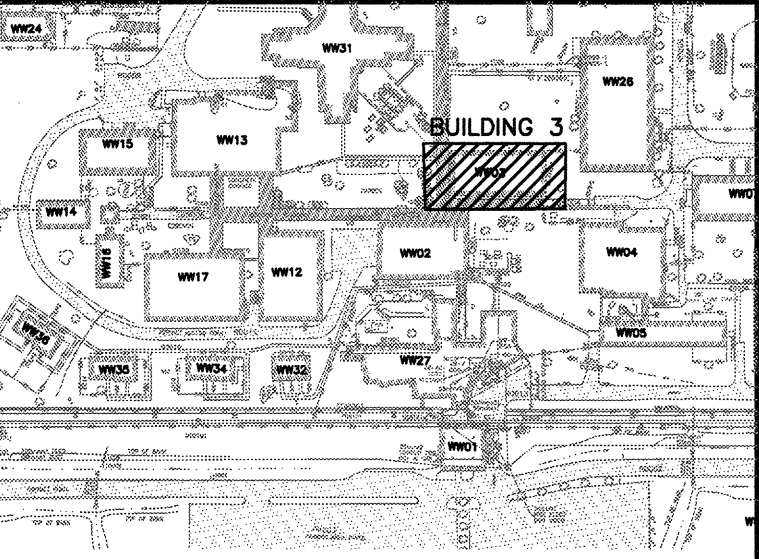
NOTE:  
PATCH AND PAINT NEW TO MATCH EXISTING

LEGEND:

ACT – ACOUSTICAL PANELS AND TILES  
CPT – CARPET  
EPX – EPOXY COATING  
EXP – EXPOSED STRUCTURE  
HRD – HARDENED CONCRETE  
POLY – POLYURETHANE COATING  
PNT – PAINT FINISH  
RBR – RUBBER FINISH  
VCT – VINYL TILE FLOORING

NATIONAL BUILDING CODE MATRIX (2010 EDITION)

ITEM		NBC REFERENCE	
1. PROJECT DESCRIPTION:	EXISTING OFFICE SPACE <input type="checkbox"/> NEW <input type="checkbox"/> ADDITION <input checked="" type="checkbox"/> ALTERATION <input type="checkbox"/> CHANGE OF USE	<input checked="" type="checkbox"/> PART 3, 2.1.1 <input type="checkbox"/> PART 11, 11.1 - 11.4	
2. MAJOR OCCUPANCY(S):	D	3.1.2.1.(1)	
3. BUILDING AREA:	EXISTING NEW TOTAL 742.31 - 742.31 SQ.M.	1.4.1.2 (A)	
4. GROSS AREA:	EXISTING NEW TOTAL 742.31 - 742.31 SQ.M.	N/A	
5. NUMBER OF STOREYS:	ABOVE GRADE 1 BELOW GRADE 0	3.2.1.1	
6. NUMBER OF STREETS/FIRE FIGHTER ACCESS:	2	3.2.2.10 & 3.2.5	
7. BUILDING CLASSIFICATION:	GROUP D	3.2.2.81	
8. SPRINKLER SYSTEM PROPOSED:	<input type="checkbox"/> ENTIRE BUILDING <input type="checkbox"/> BASEMENT ONLY <input type="checkbox"/> IN LIEU OF ROOF RATING <input checked="" type="checkbox"/> NOT SPRINKLED	3.2.2.20-83 3.2.1.5 3.2.2.17	
9. STANDPIPE REQUIRED:	<input type="checkbox"/> YES <input checked="" type="checkbox"/> NO	3.2.5	
10. FIRE ALARM REQUIRED:	<input checked="" type="checkbox"/> YES <input type="checkbox"/> NO (FIRE ALARM SYSTEM IS PROVIDED)	3.2.4	
11. WATER SERVICE/SUPPLY IS ADEQUATE:	<input checked="" type="checkbox"/> YES <input type="checkbox"/> NO	3.2.5.7	
12. HIGH BUILDING	<input type="checkbox"/> YES <input checked="" type="checkbox"/> NO	3.2.6	
13. PERMITTED CONSTRUCTION:	<input type="checkbox"/> COMBUSTIBLE <input checked="" type="checkbox"/> NON-COMBUSTIBLE <input type="checkbox"/> BOTH	3.2.2.81	
ACTUAL CONSTRUCTION:	<input type="checkbox"/> COMBUSTIBLE <input checked="" type="checkbox"/> NON-COMBUSTIBLE <input type="checkbox"/> BOTH		
14. MEZZANINE(S) AREA:	N/A SQ.M.	3.2.1.1	
15. OCCUPANT LOAD BASED ON:	<input checked="" type="checkbox"/> SQ.M./PERSON <input type="checkbox"/> BUILDING DESIGN OCCUPANCY LOAD (IN PERSONS) BASEMENT - - 1ST FLOOR 9.3 79 2ND FLOOR - - 3RD FLOOR - -	3.1.17 79 PEOPLE (FOR ENTIRE BUILDING)	
16. TRAVEL DISTANCE:	NON SPRINKLERED FLOOR AREAS 30m	3.4.2.5 (1) (f)	
17. BARRIER-FREE DESIGN:	<input type="checkbox"/> YES <input checked="" type="checkbox"/> NO NO CHANGE OF USE	3.8	
18. HAZARDOUS SUBSTANCES:	<input checked="" type="checkbox"/> YES <input type="checkbox"/> NO SEE ENVIRONMENTAL REPORT	3.3.1.2 & 3.3.1.20	
19. REQUIRED FIRE RESISTANCE RATINGS (FRR):		3.2.2.81 & 3.2.1.4	
HORIZONTAL ASSEMBLIES		SUPPORTING ASSEMBLIES	
FLOORS	N/A N/A	FLOORS	N/A N/A
ROOF	N/A N/A	ROOF	N/A N/A
MEZZANINE	N/A N/A	MEZZANINE	N/A N/A
20. SPATIAL SEPARATION - CONSTRUCTION OF EXTERIOR WALLS:		3.2.3	
EBF AREA L.D. OR MAX % OF (SQ.M.) (M)	H/L % OF OPNGS	PERMITTED PROPOSED FRR (HRS)	DESIGN/ DESCRIP.
NORTH N/A N/A N/A	N/A N/A	N/A N/A	N/A N/A
SOUTH N/A N/A N/A	N/A N/A	N/A N/A	N/A N/A
EAST N/A N/A N/A	N/A N/A	N/A N/A	N/A N/A
WEST N/A N/A N/A	N/A N/A	N/A N/A	N/A N/A
21. FIRE RATED SEPARATIONS:		3.2.3	
FIRE SEPARATION REQUIRED (HRS)		FIRE SEPARATION REQUIRED (HRS)	
-	-	-	-
-	-	-	-
-	-	-	-
-	-	-	-
-	-	-	-
-	-	-	-
-	-	-	-
22. POST-DISASTER BUILDING		1.4.1.2	
<input type="checkbox"/> YES <input checked="" type="checkbox"/> NO			



key plan



04		
03	ISSUED FOR TENDER	2013/10/29
02	Asbestos Abatement-Issued for 99% Design	2013/03/28
01	Asbestos Abatement-Issued for 66% Design	2013/03/15
revision		date

Do not scale drawings.  
Verify all dimensions and conditions on site and immediately notify the Departmental Representative of all discrepancies.

**AECOM**

This drawing has been prepared for the use of AECOM's client and may not be used, reproduced or relied upon by third parties, except as agreed by AECOM and its client, as required by law or for use by governmental reviewing agencies. AECOM accepts no responsibility, and denies any liability whatsoever, to any party that modifies this drawing without AECOM's express written consent.  
Do not scale this document. All measurements must be obtained from stated dimensions.

project title  
titre du projet  
**WARKWORTH** Ontario  
MEDIUM SECURITY INSTITUTION

**UNDERGROUND DUCT REPLACEMENT**

drawing title  
titre du dessin  
**BUILDING 3**  
**FINISHES SCHEDULE**

drawn by  
dessiné par  
EG

designed by  
conçu par  
PLJ

approved by  
approuvé par  
PLJ

bid  
offre  
S. BELL project manager  
administrateur de projets

project date  
date du projet  
2013-10-29

project no.  
no. du projet  
R.033225.001

drawing no.  
dessiné no.  
WDR-WW03-A-00




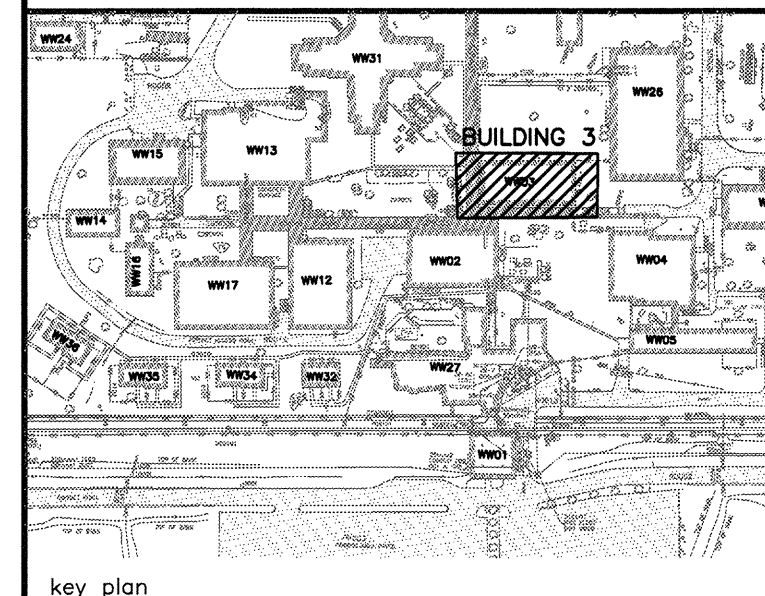


## NOTES:

1. REMOVE ALL FLOOR FINISHES AS SHOWN TO CONCRETE SUBSTRATE
2. MAKE GOOD CONCRETE SUBSTRATE AS REQUIRED
3. DEMOLITION CONTRACTOR TO COORDINATE WITH ALL REQUIREMENTS OF THE DESIGNATED SUBSTANCES AND HAZARDOUS MATERIAL SURVEY- ADMINISTRATION BUILDING WARKWORTH INSTITUTION WARKWORTH, ONTARIO CORRECTIONAL SERVICES OF CANADA. PWGSC PROJECT R.046268.001 PREPARED BY: DECOMMISSIONING CONSULTING SERVICES LIMITED.

## LEGEND:

- ① CARPET FLOORING TO BE REMOVED
- ② VINYL TILE FLOORING TO BE REMOVED. PREPARE SUBSTRATE TO RECEIVE NEW FLOORING
- ③ VINYL SHEET FLOORING TO BE REMOVED. PREPARE SUBSTRATE TO RECEIVE NEW FLOORING
- ④ CERAMIC FLOORING TO BE REMOVED
- ⑤ SEALED CONCRETE TO REMAIN
- ⑥ TERRAZZO TILE FLOORING TO REMAIN
- ⑦ VINYL TILE FLOORING TO BE REMOVED. PREPARE SUBSTRATE TO RECEIVE NEW FLOORING



04		
03	ISSUED FOR TENDER	2013/10/29
02	Asbestos Abatement-Issued for 99% Design	2013/03/28
01	Asbestos Abatement-Issued for 66% Design	2013/03/15
revision		date

Do not scale drawings.  
Verify all dimensions and conditions on site and immediately  
notify the Departmental Representative of all discrepancies.

# AECOM

This drawing has been prepared for the use of AECOM's client and may not be used, reproduced or  
relied upon by third parties, except as agreed by AECOM and its client, as required by law or for use  
by governmental reviewing agencies. AECOM accepts no responsibility, and denies any liability  
whatsoever, to any party that modifies this drawing without AECOM's express written consent.  
Do not scale this document. All measurements must be obtained from stated dimensions.

project title titre du projet	WARKWORTH Ontario MEDIUM SECURITY INSTITUTION	
drawing title titre du dessin	BUILDING 3 FIRST FLOOR PLAN ARCHITECTURAL FINISHES DEMOLITION PLAN	
drawn by dessiné par	EG	
designed by conc par	PLJ	
approved by approuvé par	PLJ	
bid offre	S. BELL	project manager administrateur de projets
project date date du projet	2013-10-29	
project no. no. du projet	R.033225.001	
drawing no. dessiné no.	WDR-WW03-A-04	

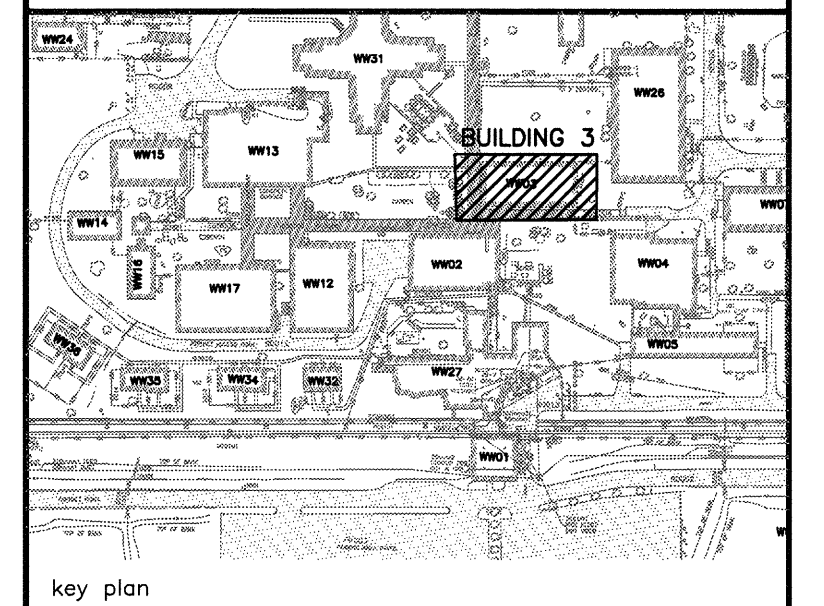


**LEGEND:**

- ① EXISTING 300X300 ACOUSTIC TILE CEILING SYSTEM, C/W ALL FRAMING AT U/S OF STRUCTURE—TO BE REMOVED. REFER TO DESIGNATED SUBSTANCES AND HAZARDOUS MATERIALS SURVEY FOR MATERIAL DESIGNATION
- ② 600X600 NON-ASBESTOS SUSPENDED ACOUSTIC CEILING TILE SYSTEM — TILES AND CARRYING TRACK TO BE REMOVED
- ③ PAINTED STRUCTURE TO REMAIN
- ④ DRYWALL CEILING AND SUPPORTING FRAMEWORK TO BE REMOVED
- ⑤ WOOD CEILING AND SUPPORTING FRAMEWORK TO BE REMOVED

1 BUILDING 3— RCP DEMOLITION PLAN  
A-01 1:75

Public Works and  
Government Services Canada  
Travaux publics et  
Services gouvernementaux Canada



04		
03	ISSUED FOR TENDER	2013/10/29
02	Asbestos Abatement—Issued for 99% Design	2013/03/28
01	Asbestos Abatement—Issued for 66% Design	2013/03/15
revision		date

Do not scale drawings.  
Verify all dimensions and conditions on site and immediately  
notify the Departmental Representative of all discrepancies.

**AECOM**

This drawing has been prepared for the use of AECOM's client and may not be used, reproduced or  
relied upon by third parties, except as agreed by AECOM and its client, as required by law or for use  
by governmental reviewing agencies. AECOM accepts no responsibility, and denies any liability  
whatsoever, to any party that modifies this drawing without AECOM's express written consent.  
Do not scale this document. All measurements must be obtained from stated dimensions.

project title  
titre du projet  
**WARKWORTH** Ontario  
MEDIUM SECURITY INSTITUTION

**UNDERGROUND DUCT  
REPLACEMENT**

drawing title  
titre du dessin  
**BUILDING 3  
FIRST FLOOR  
RCP DEMOLITION PLAN**

drawn by  
dessiné par  
EG

designed by  
conçu par  
PLJ

approved by  
approuvé par  
PLJ

bid  
offre  
S. BELL project manager  
administrateur  
de projets

project date  
date du projet  
2013-10-29

project no.  
no. du projet  
R.033225.001

drawing no.  
dessiné no.  
WDR-WW03-A-05




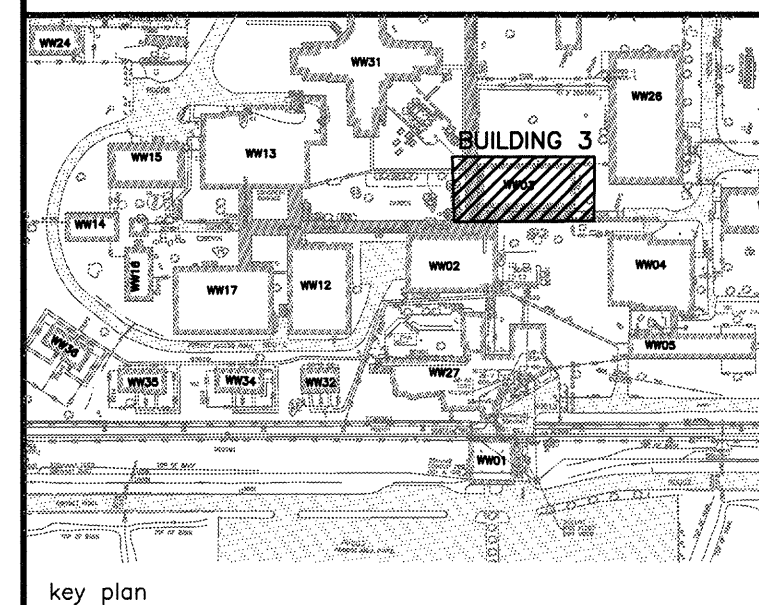


## NOTES:

1. MAKE GOOD ALL SUBSTRATE BEFORE START OF NEW WORK
2. SEE FINISHES SCHEDULE FOR ROOM FINISHES 1/A-00

(TH) ALUMINUM STRIP THRESHOLD TO SUIT

Public Works and  
Government Services Canada  
Travaux publics et  
Services gouvernementaux Canada



04		
03	ISSUED FOR TENDER	2013/10/29
02	Asbestos Abatement-Issued for 99% Design	2013/03/28
01	Asbestos Abatement-Issued for 66% Design	2013/03/15
revision		date

Do not scale drawings.  
Verify all dimensions and conditions on site and immediately  
notify the Departmental Representative of all discrepancies.

**AECOM**

This drawing has been prepared for the use of AECOM's client and may not be used, reproduced or  
relied upon by third parties, except as agreed by AECOM and its client, as required by law or for use  
by governmental reviewing agencies. AECOM accepts no responsibility, and denies any liability  
whatsoever, to any party that modifies this drawing without AECOM's express written consent.  
Do not scale this document. All measurements must be obtained from stated dimensions.

project title  
titre du projet  
**WARKWORTH** Ontario  
MEDIUM SECURITY INSTITUTION

**UNDERGROUND DUCT  
REPLACEMENT**

drawing title  
titre du dessin  
**BUILDING 3  
FIRST FLOOR  
FLOOR FINISHES PLAN**

drawn by  
dessiné par

EG

designed by  
conçu par

PLJ

approved by  
approuvé par

PLJ

bid  
offre

S. BELL

project manager  
administrateur  
de projets

project date  
date du projet

2013-10-29

project no.  
no. du projet


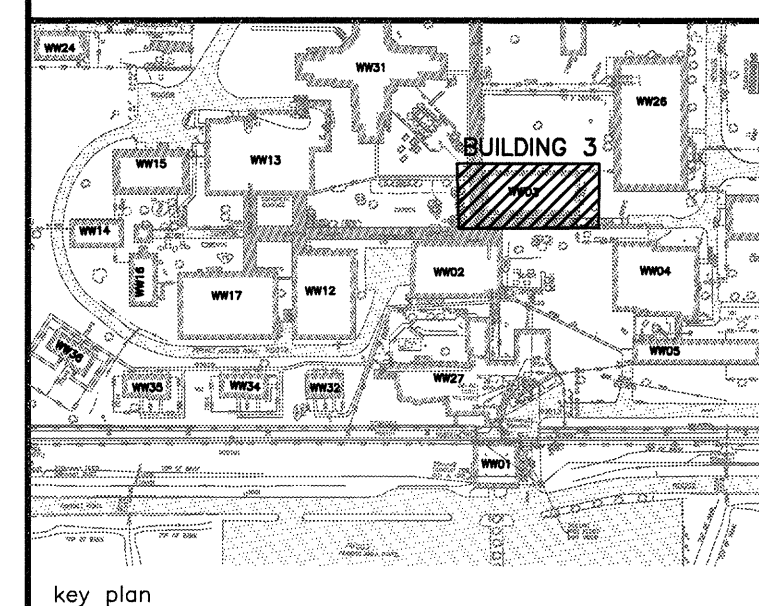
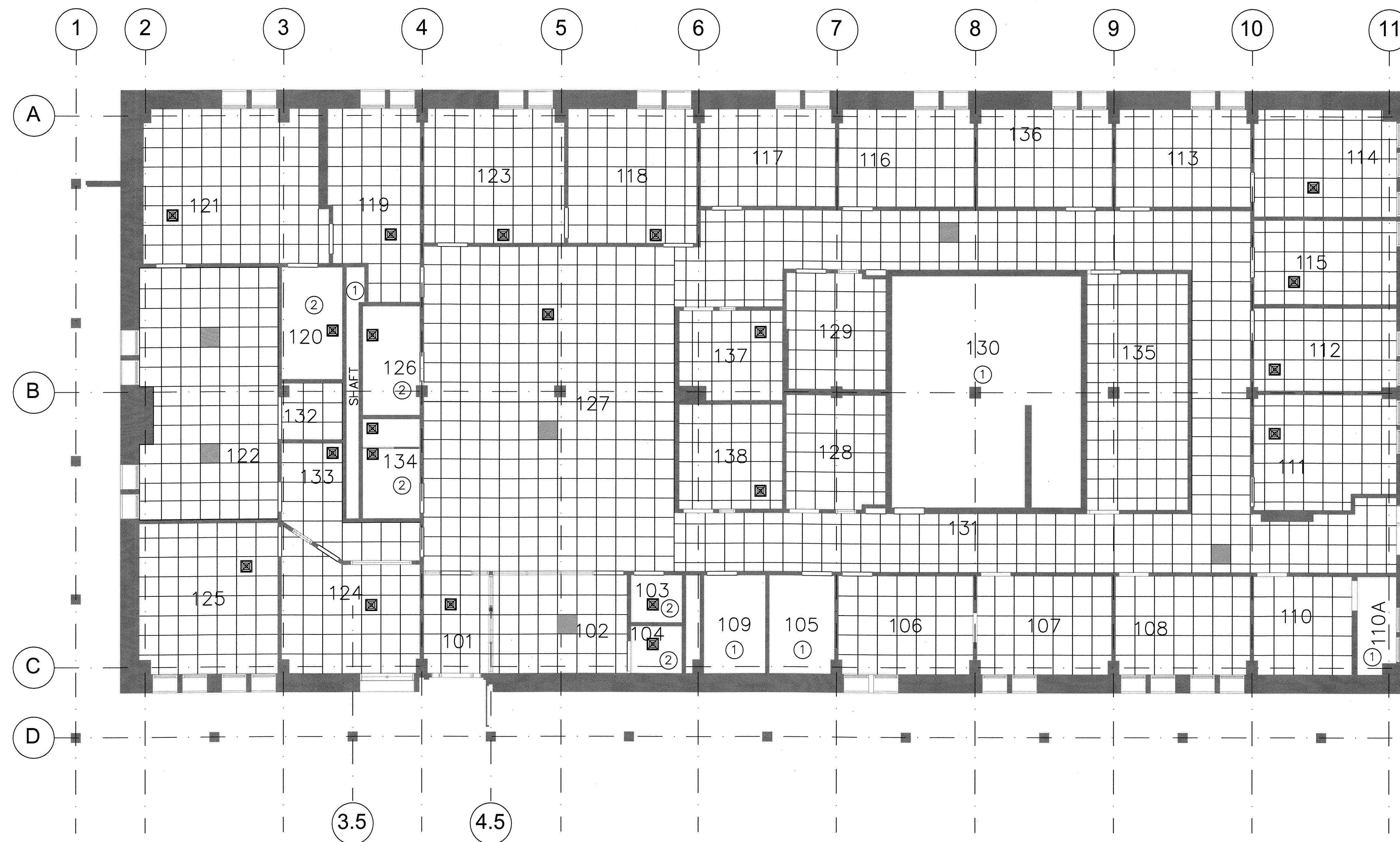
R.033225.001

drawing no.  
dessiné no.

WDR-WW03-A-06

1 BUILDING 3- FIRST FLOOR FINISHES PLAN  
A-01 1:75





04		
03	ISSUED FOR TENDER	2013/10/29
02	Asbestos Abatement-Issued for 99% Design	2013/03/28
01	Asbestos Abatement-Issued for 66% Design	2013/03/15
revision		date

Do not scale drawings.  
Verify all dimensions and conditions on site and immediately  
notify the Departmental Representative of all discrepancies.

**AECOM**

This drawing has been prepared for the use of AECOM's client and may not be used, reproduced or  
relied upon by third parties, except as agreed by AECOM and its client, as required by law or for use  
by governmental reviewing agencies. AECOM accepts no responsibility, and denies any liability  
whatsoever, to any party that modifies this drawing without AECOM's express written consent.  
Do not scale this document. All measurements must be obtained from stated dimensions.

project title  
titre du projet  
**WARKWORTH** Ontario  
**MEDIUM SECURITY INSTITUTION**

**UNDERGROUND DUCT  
REPLACEMENT**

drawing title  
titre du dessin  
**BUILDING 3**  
**FIRST FLOOR**  
**RCP FINISHES**

drawn by  
dessiné par

EG

designed by  
conçu par

PLJ

approved by  
approuvé par

PLJ

bid  
offre

S. BELL

project manager  
administrateur  
de projets

project date  
date du projet

2013-10-29

project no.  
no. du projet

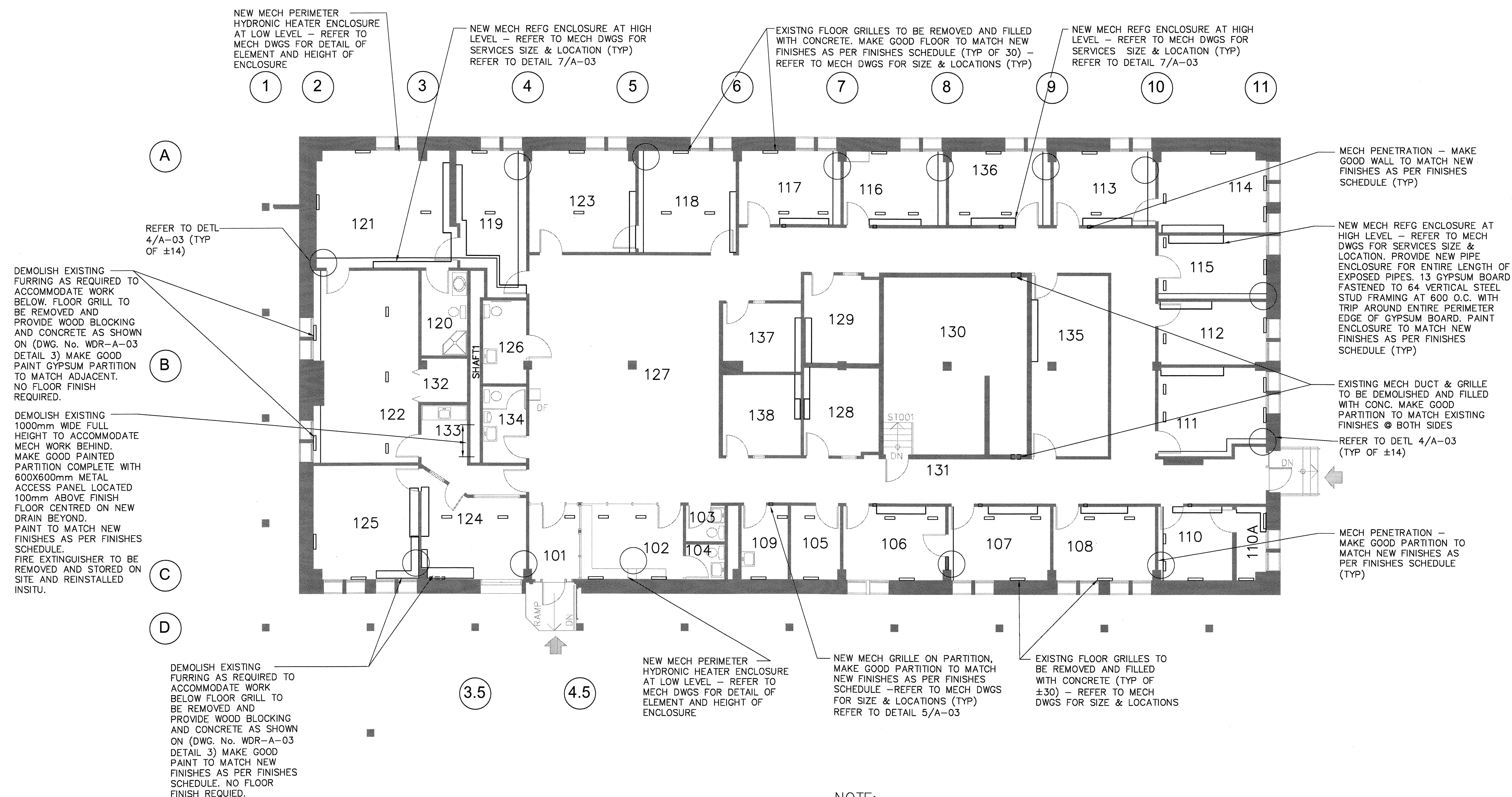

R.033225.001

drawing no.  
dessiné no.

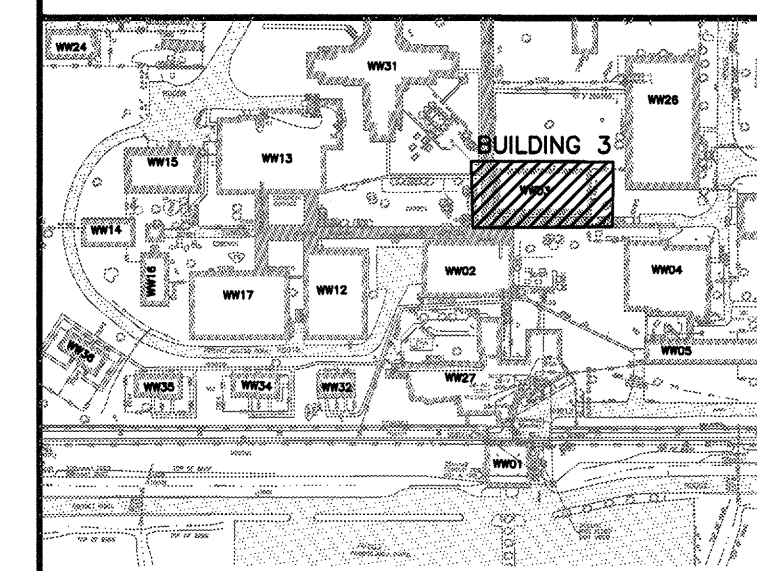
WDR-WW03-A-07

1 BUILDING 3- RCP FINISHES  
A-01 1:75






Public Works and  
Government Services Canada  
Travaux publics et  
Services gouvernementaux Canada



key plan



04		
03	ISSUED FOR TENDER	2013/10/29
02	Asbestos Abatement-issued for 99% Design	2013/03/28
01	Asbestos Abatement-issued for 66% Design	2013/03/15
revision		date

Do not scale drawings.  
Verify all dimensions and conditions on site and immediately  
notify the Departmental Representative of all discrepancies.

# AECOM

This drawing has been prepared for the use of AECOM's client and may not be used, reproduced or  
relied upon by third parties, except as agreed by AECOM and its client, as required by law or for use  
by governmental reviewing agencies. AECOM accepts no responsibility, and denies any liability  
whatsoever, to any party that modifies this drawing without AECOM's express written consent.  
Do not scale this document. All measurements must be obtained from stated dimensions.

project title  
titre du projet  
**WARKWORTH** Ontario  
MEDIUM SECURITY INSTITUTION

**UNDERGROUND DUCT  
REPLACEMENT**

drawing title  
titre du dessin  
**BUILDING 3  
DEMO. & ARCH. REVISIONS  
TO SUIT MECHANICAL SERVICES**

drawn by  
dessiné par EG

designed by  
conc par PLJ

approved by  
approuvé par PLJ

bid  
offre S. BELL project manager  
administrateur  
de projets

project date  
date du projet 2013-10-29

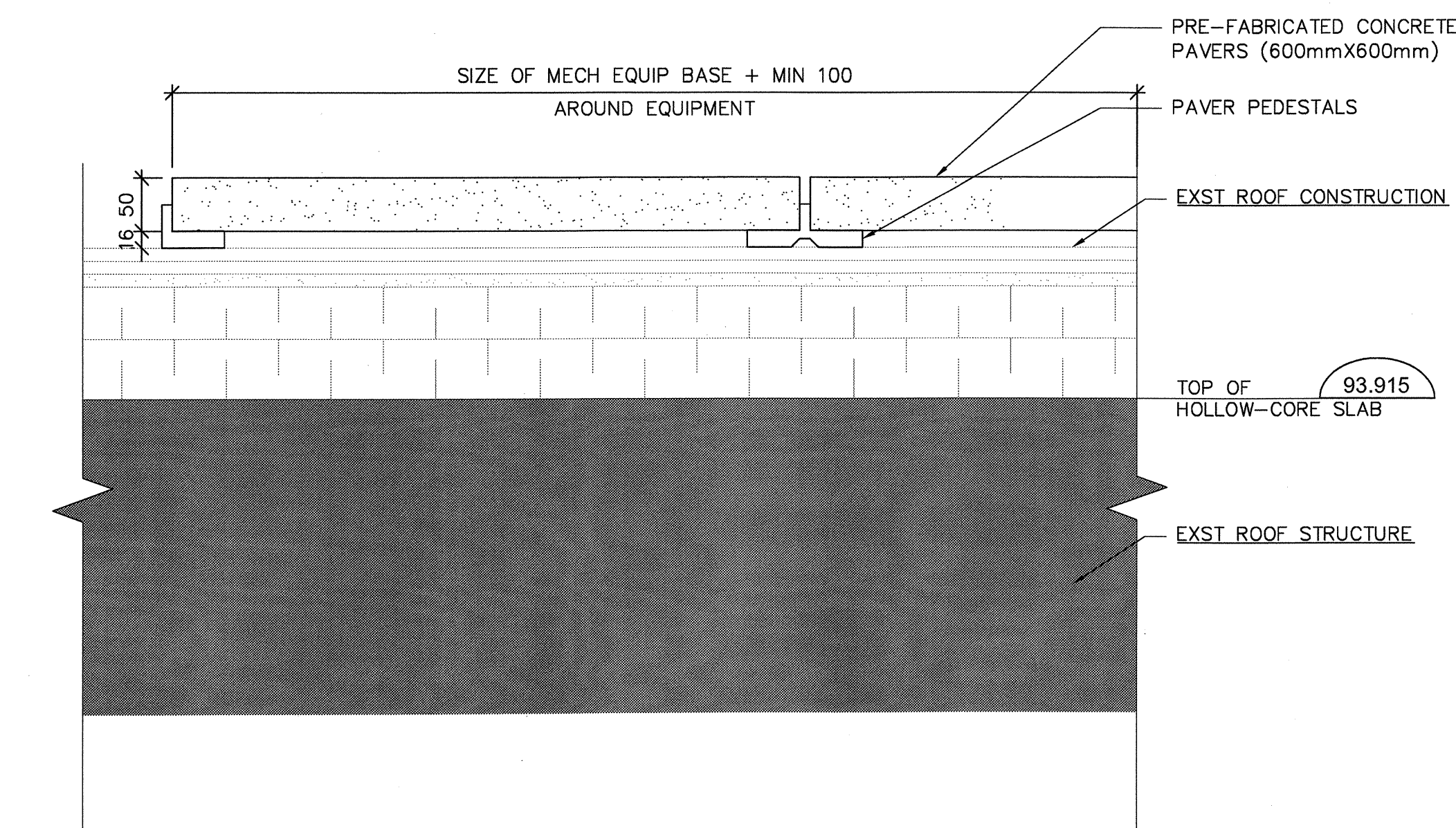
project no.  
no. du projet R.033225.001

drawing no.  
dessiné no. WDR-WW03-A-08

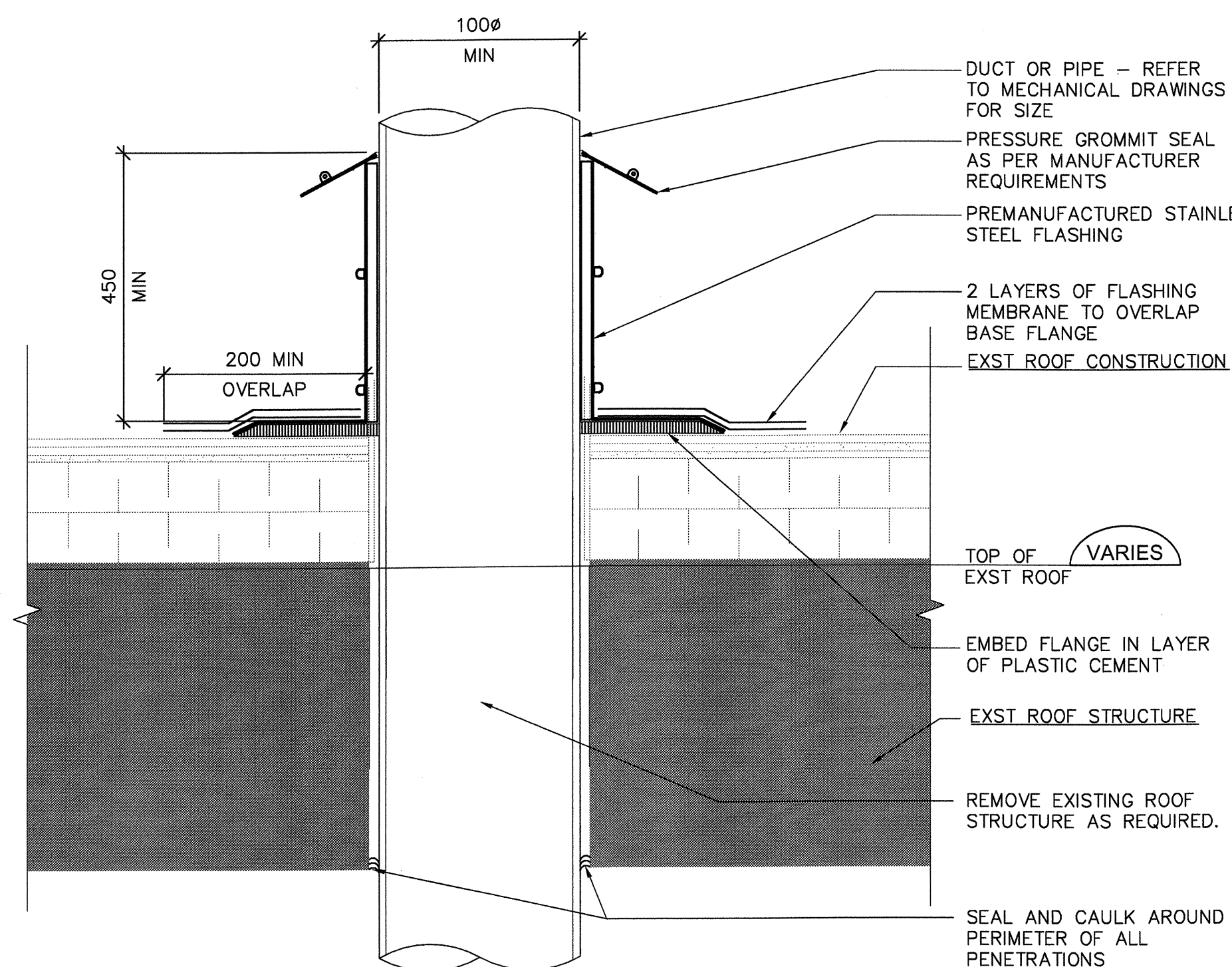
AECOM PROJECT No.: 60163582

1 ARCHITECTURAL REVISIONS TO SUIT MECHANICAL SERVICES  
A-01 1:100

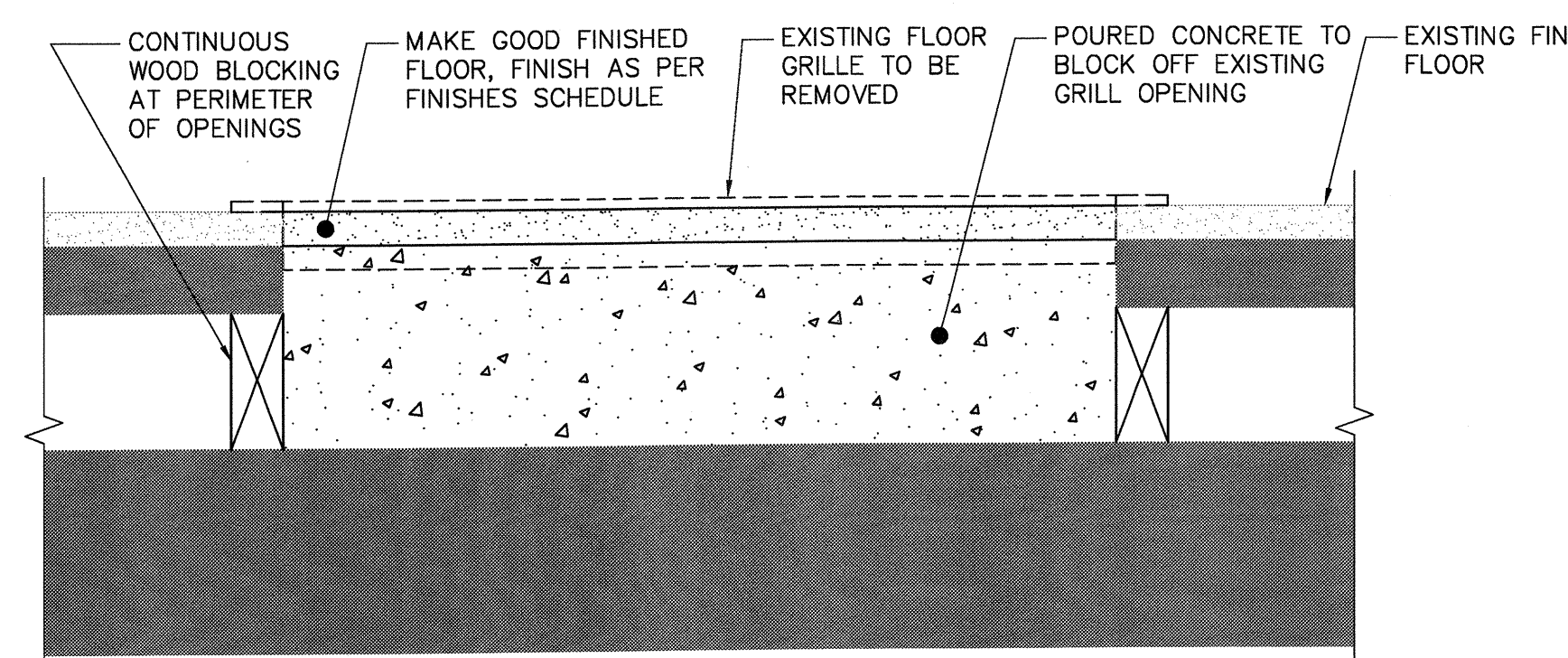




1: CONCRETE PAVERS ON EXST ROOF  
A-03 1:5

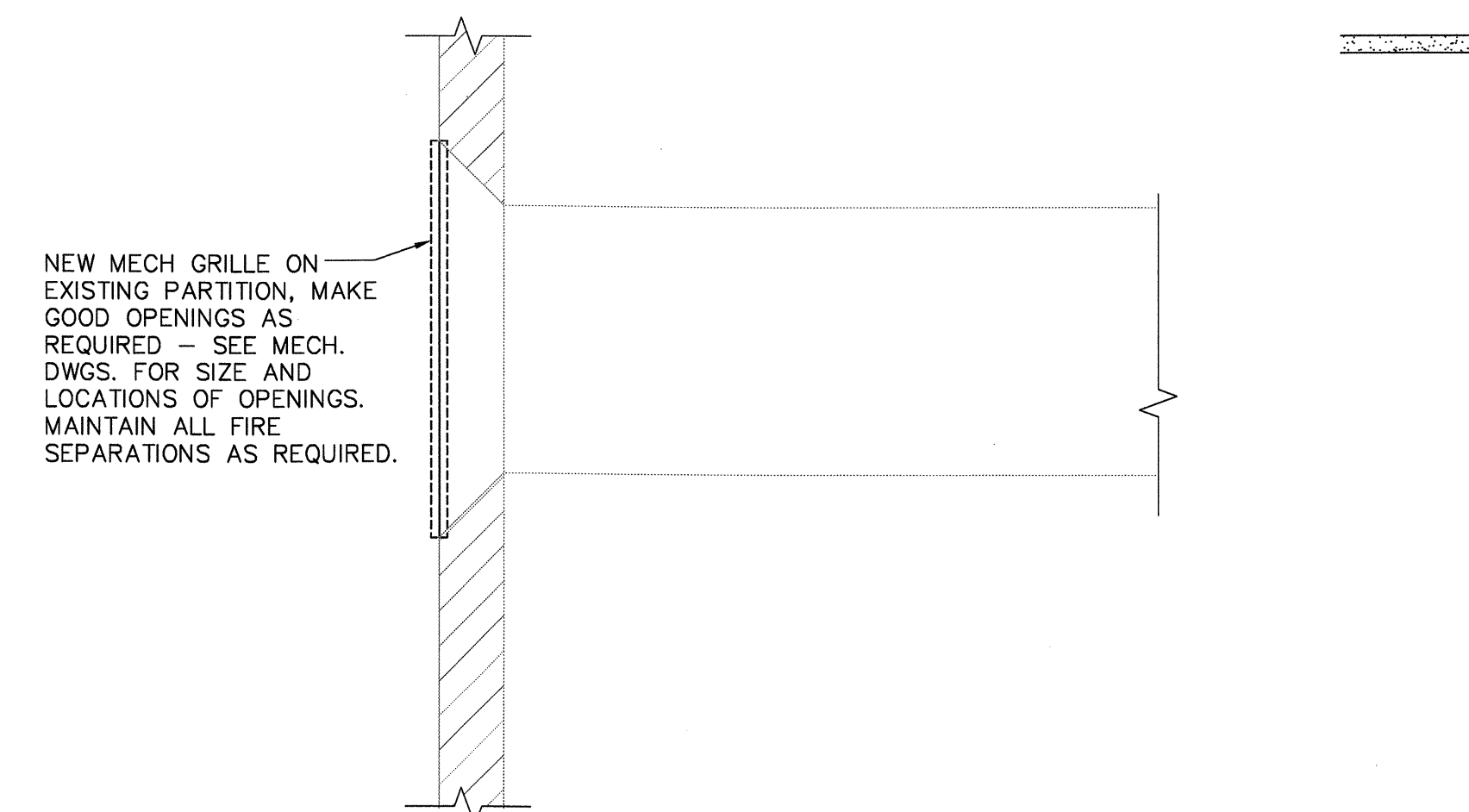


2: MECH PENETRATION THROUGH EXST ROOF (TYP)  
A-03 1:5

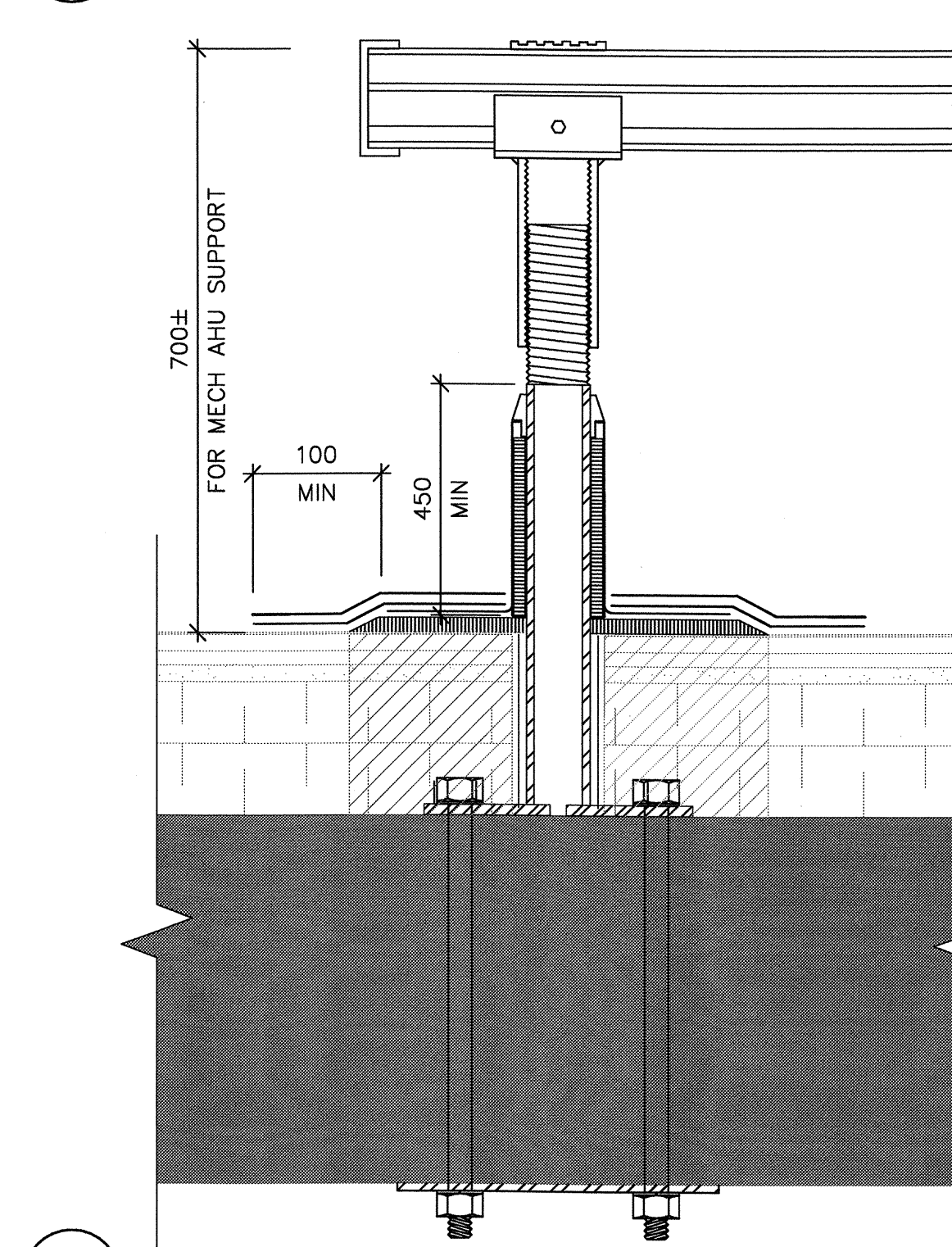


3: SECTION THROUGH EXISTING FLOOR GRILLE  
A-03 1:5

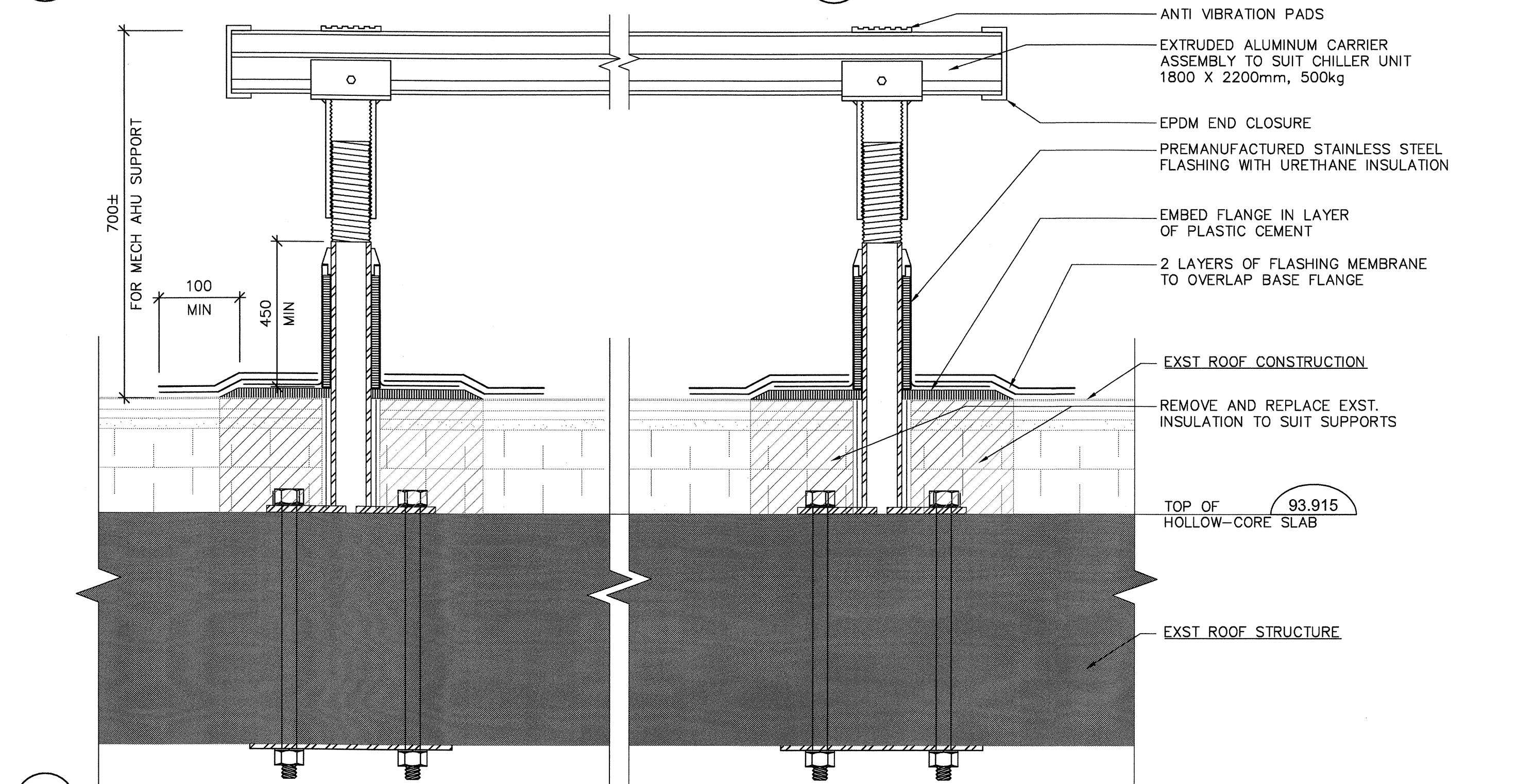
4: TYP PLAN DETAIL OF PIPE ENCLOSURE  
A-03 1:2



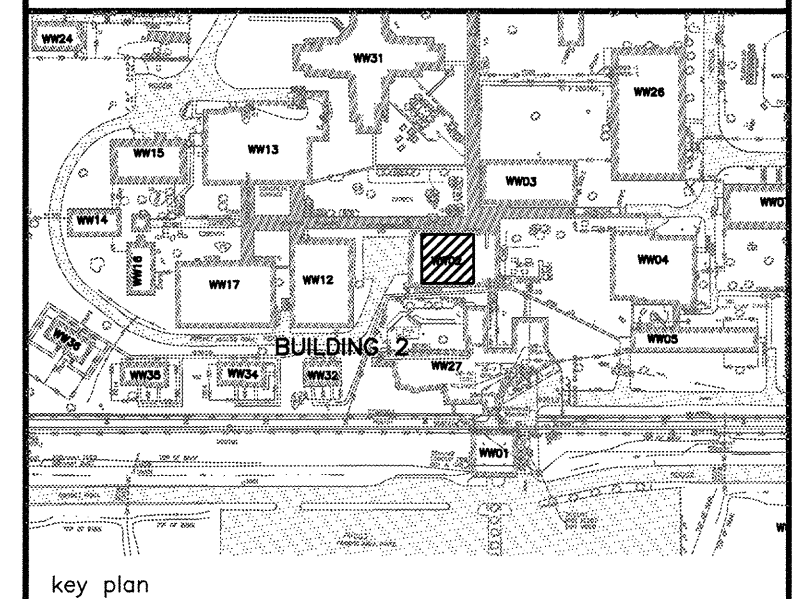
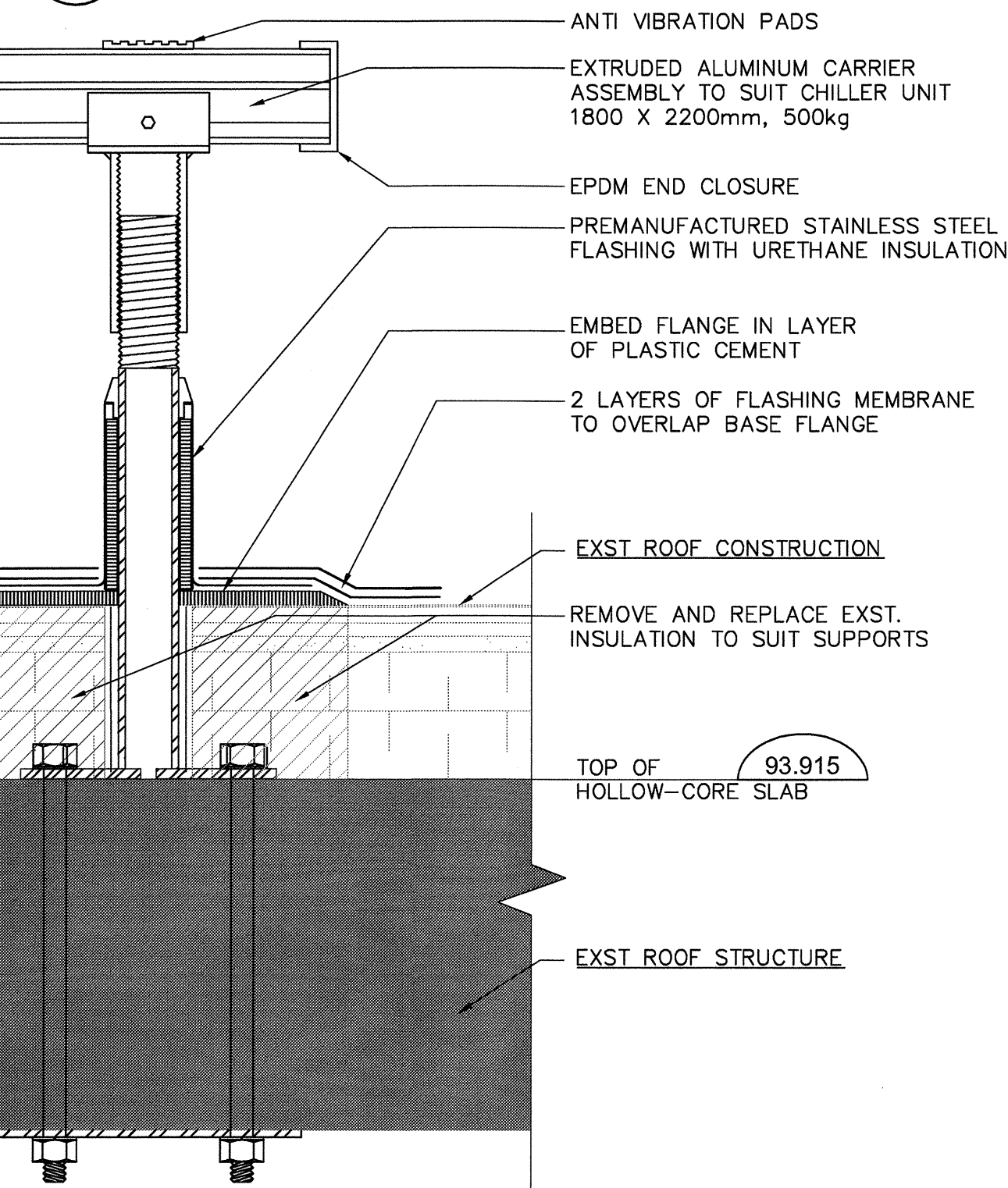
5: TYP INTERIOR PARTITION GRILLE DETAIL  
A-03 1:10



6: CONCRETE PAD ON EXISTING ROOF  
A-03 1:10



7: TYP SECTION DETAIL OF CEILING BULKHEAD PIPE ENCLOSURE  
A-03 1:5



<p>ONTARIO ASSOCIATION of ARCHITECTS PETER LLOYD-JONES LICENCE 2013.10.30</p>		
04		
03	ISSUED FOR TENDER	2013/10/29
02	Asbestos Abatement-issued for 99% Design	2013/03/28
01	Asbestos Abatement-issued for 66% Design	2013/03/15
revision		date
<p>Do not scale drawings. Verify all dimensions and conditions on site and immediately notify the Departmental Representative of all discrepancies.</p>		

<div>AECOM</div> <p>This drawing has been prepared for the use of AECOM's client and may not be used, reproduced or relied upon by third parties, except as agreed by AECOM and its client, as required by law or for use by governmental reviewing agencies. AECOM accepts no responsibility, and denies any liability whatsoever, to any party that modifies this drawing without AECOM's express written consent. Do not scale this document. All measurements must be obtained from stated dimensions.</p>		
<div>project title titre du projet</div> <div>WARKWORTH MEDIUM SECURITY INSTITUTION</div> <div>Ontario</div>		
<div>drawing title titre du dessin</div> <div>UNDERGROUND DUCT REPLACEMENT</div>		
<div>drawing title titre du dessin</div> <div>BUILDING 2 &amp; 3 ARCHITECTURAL DETAILS</div>		
<div>drawn by dessiné par</div> <div>SC</div>		
<div>designed by conc par</div> <div>PLJ</div>		
<div>approved by approuvé par</div> <div>PLJ</div>		
<div>bid offre</div> <div>S. BELL</div> <div>project manager administrateur de projets</div>		
<div>project date date du projet</div> <div>2013-10-29</div>		
<div>project no. no. du projet</div> <div>R.033225.001</div>		
<div>drawing no. dessiné no.</div> <div>WDR-WW03-A-09</div>		