

- 1 FLOOR GRILLES TO BE REMOVED. UNDERGROUND DUCTS TO BE FILLED WITH CONCRETE AND FLOOR TO BE FINISHED IN ACCORDANCE WITH ARCHITECTURAL DETAIL ON ARCHITECTURAL DRAWINGS. TYPICAL OF 5 APPROXIMATELY LOCATIONS. CONTRACTOR TO VERIFY ON SITE ACTUAL SIZES, LOCATIONS AND NUMBERS. REFER TO PHOTO 2-1/G-01.
- 2 DUCT DROP TO LOW LEVEL TO BE REMOVED. DUCT TO BE SEALED WITH CONCRETE IN WALL AND WALL TO BE FINISHED IN ACCORDANCE WITH ARCHITECTURAL DETAIL ON ARCHITECTURAL DRAWINGS. REFER TO PHOTO 2-2/G-01.

GENERAL DEMOLITION NOTES:

1. CONTRACTOR SHALL CO-ORDINATE WITH ALL OTHER TRADES FOR REQUIRED DEMOLITION OF BUILDING COMPONENTS AND SYSTEMS IN DESIGNATED DEMOLITION AREAS.
2. FOR ALL SLAB AND/OR WALL PATCHING WORKS REFER TO ARCHITECTURAL DRAWINGS.
3. ALL EXISTING SERVICES SHOWN ARE APPROPRIATE. CONTRACTOR TO INVESTIGATE SITE FOR EXACT LOCATION AND FOR FULL EXTENT OF SERVICES AND SYSTEMS.
4. THE DEMOLITION BACKGROUND DRAWINGS ARE REPRODUCED FOR INFORMATION PURPOSES ONLY AND ARE NOT DEEMED ACCURATE FOR REPRESENTING THE ACTUAL INSTALLED SYSTEM. CONTRACTOR SHOULD NOT RELY ON THE INFORMATION SHOWN AND SHALL INVESTIGATE THE SITE FOR EXACT LOCATION AND FOR FULL EXTENT OF SERVICES, EQUIPMENT AND SYSTEMS.



Do not scale drawings.  
Verify all dimensions and conditions on site and immediately  
notify the Departmental Representative of all discrepancies.

This drawing has been prepared for the use of AECOM's client and may not be used, reproduced or relied upon by third parties, except as agreed by AECOM and its client, as required by law or for use by governmental reviewing agencies. AECOM accepts no responsibility, and denies any liability whatsoever, to any party that modifies this drawing without AECOM's express written consent.

Do not scale this document. All measurements must be obtained from stated dimensions.

project title  
titre du projet

**WARKWORTH** Ontario  
MEDIUM SECURITY INSTITUTION  
UNDERGROUND DUCT REPLACEMENT

drawing title  
titre du dessin

**BLDG. WW02  
UNDERGROUND  
DEMOLITION PLAN**

drawn by  
dessine par L. TAURO

designed by  
conc par

A. KABBANI

approved by  
approuvé par **D. DOVAS**

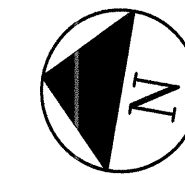
bid	project manager
offre	administrateur de projets
O. TABAREZ	

project date date du projet	2013-10-29
--------------------------------	------------

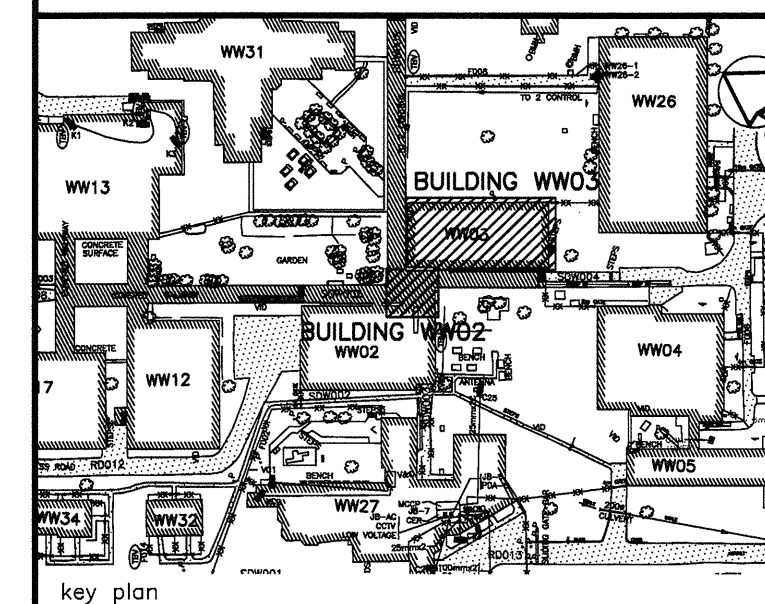
project no.  
no. du projet

R.033225.001


drawing no.  
dessine no.  
WDR-WW02-G-01



Public Works and  
Government Services Canada  
Travaux publics et  
Services gouvernementaux Canada



key plan



04	ISSUED FOR TENDER	2013/10/29
03	ISSUED FOR 100% OWNER REVIEW	2013/07/25
02	SUBMITTED FOR 99% DESIGN	2011/07/18
01	ISSUED FOR REVIEW	2011/02/15
revision		date

Do not scale drawings.  
Verify all dimensions and conditions on site and immediately  
notify the Departmental Representative of all discrepancies.

# AECOM

This drawing has been prepared for the use of AECOM's client and may not be used, reproduced or  
relied upon by third parties, except as agreed by AECOM and its client, as required by law or for use  
by governmental reviewing agencies. AECOM accepts no responsibility, and denies any liability  
whenever, to any party that modifies this drawing without AECOM's express written consent.  
Do not scale this document. All measurements must be obtained from stated dimensions.

project title  
titre du projet  
**WARKWORTH** Ontario  
MEDIUM SECURITY INSTITUTION  
UNDERGROUND DUCT REPLACEMENT

drawing title  
titre du dessin  
**BLDG. WW02**  
**1ST FLOOR**  
**DEMOLITION PLAN**

drawn by  
dessiné par **L. TAURO**

designed by  
conc par **A. KABBANI**

approved by  
approuvé par **D. DOVAS**

bid  
offre **O. TABAREZ** project manager  
administrateur de projets

project date  
date du projet **2013-10-29**

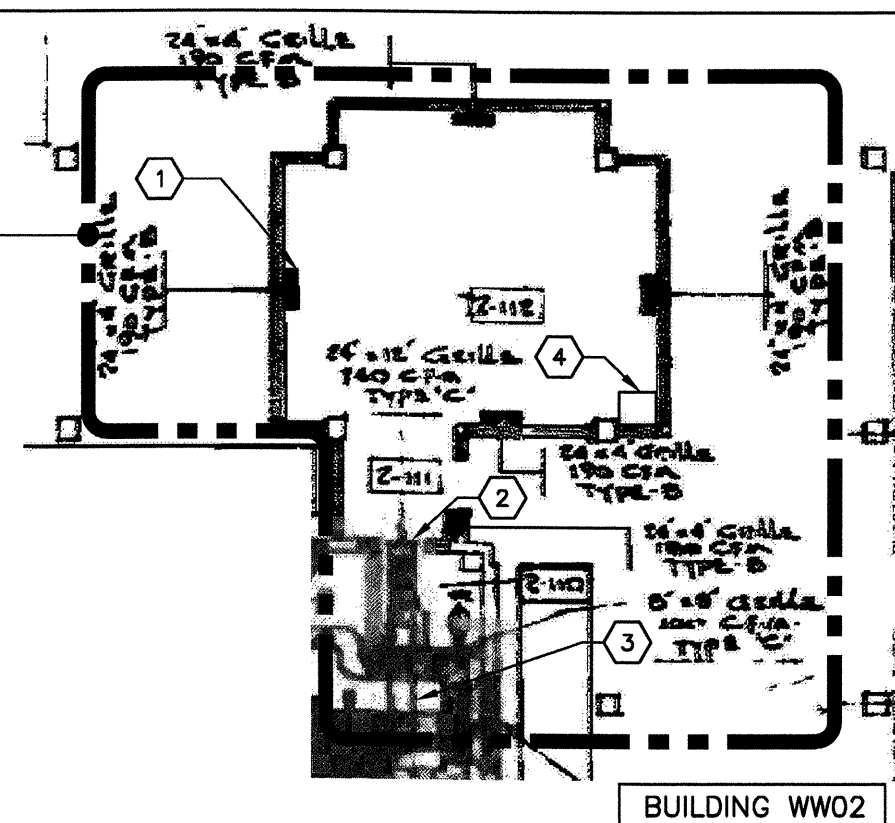
project no.  
no. du projet **R.033225.001**

drawing no.  
dessiné no. **WDR-WW02-G-02**


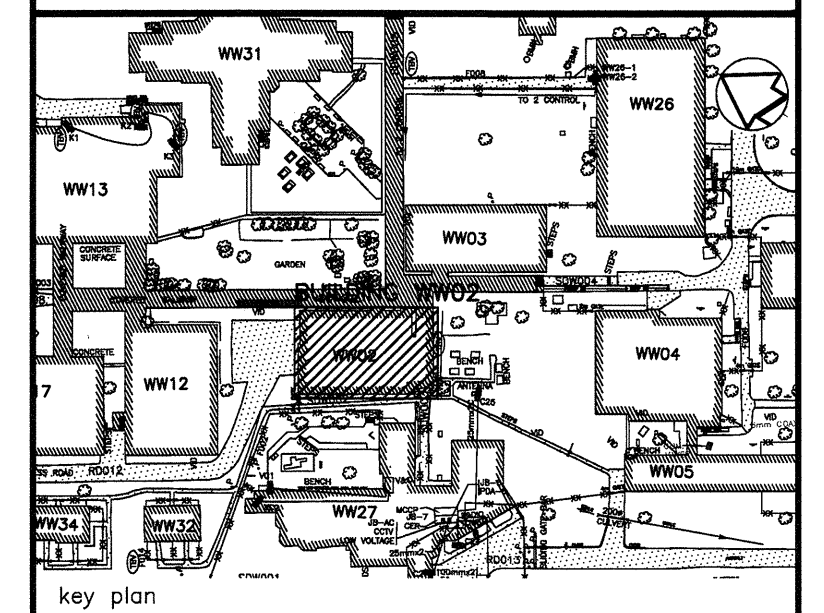
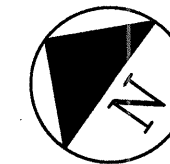
### BUILDING WW02 - FIRST FLOOR DEMOLITION NOTES:

- 1 FLOOR GRILLES TO BE REMOVED, UNDERGROUND DUCTS TO BE FILLED WITH CONCRETE AND FLOOR TO BE FINISHED IN ACCORDANCE WITH ARCHITECTURAL DETAIL ON ARCHITECTURAL DRAWINGS. (TYP. OF 5). CONTRACTOR TO VERIFY ON SITE ACTUAL SIZES, LOCATIONS AND NUMBERS.
- 2 R/A GRILLE AND R/A DUCT TO BE REMOVED.
- 3 INDOOR AND OUTDOOR CONDENSING UNITS TO BE DISMANTLED. PROPER PUMP DOWN OF BOTH REFRIGERANT AND OIL TO BE UNDERTAKEN BY THE CONTRACTOR AND RECOVERED MATERIAL TO BE DISPOSED. PUMPING DOWN, STORAGE AND DISPOSAL SHALL BE IN ACCORDANCE WITH THE ENVIRONMENTAL CODE OF PRACTICE FOR ELIMINATION OF FLUOROCARBON EMISSIONS FROM REFRIGERATION AND AIR CONDITIONING SYSTEMS. OUTDOOR CONDENSING UNITS TO BE HANDED OVER TO CLIENT. REFER TO PHOTO 2-4 ON SHEET WDR-WW02-G-04.
- 4 EXISTING BOX FAN TO BE DEMOLISHED.

### SCOPE OF WORK



1  
G-02  
1:100  
BUILDING WW02 - FIRST FLOOR - DEMOLITION



04	ISSUED FOR TENDER	2013/10/29
03	ISSUED FOR 100% OWNER REVIEW	2013/07/25
02	SUBMITTED FOR 99% DESIGN	2011/07/18
01	ISSUED FOR REVIEW	2011/02/15
revision		date

Do not scale drawings.  
Verify all dimensions and conditions on site and immediately  
notify the Departmental Representative of all discrepancies.

**AECOM**

This drawing has been prepared for the use of AECOM's client and may not be used, reproduced or  
relied upon by third parties, except as agreed by AECOM and its client, as required by law or for use  
by governmental reviewing agencies. AECOM accepts no responsibility, and denies any liability  
whatsoever, to any party that modifies this drawing without AECOM's express written consent.  
Do not scale this document. All measurements must be obtained from stated dimensions.

project title  
titre du projet  
**WARKWORTH** Ontario  
MEDIUM SECURITY INSTITUTION  
UNDERGROUND DUCT REPLACEMENT

drawing title  
titre du dessin  
**BLDG. WW02**  
**PART ROOF**  
**MECHANICAL DEMOLITION PLAN**

drawn by  
dessiné par  
L. TAURO

designed by  
conc. par  
A. KABBANI

approved by  
approuvé par  
D. DOVAS

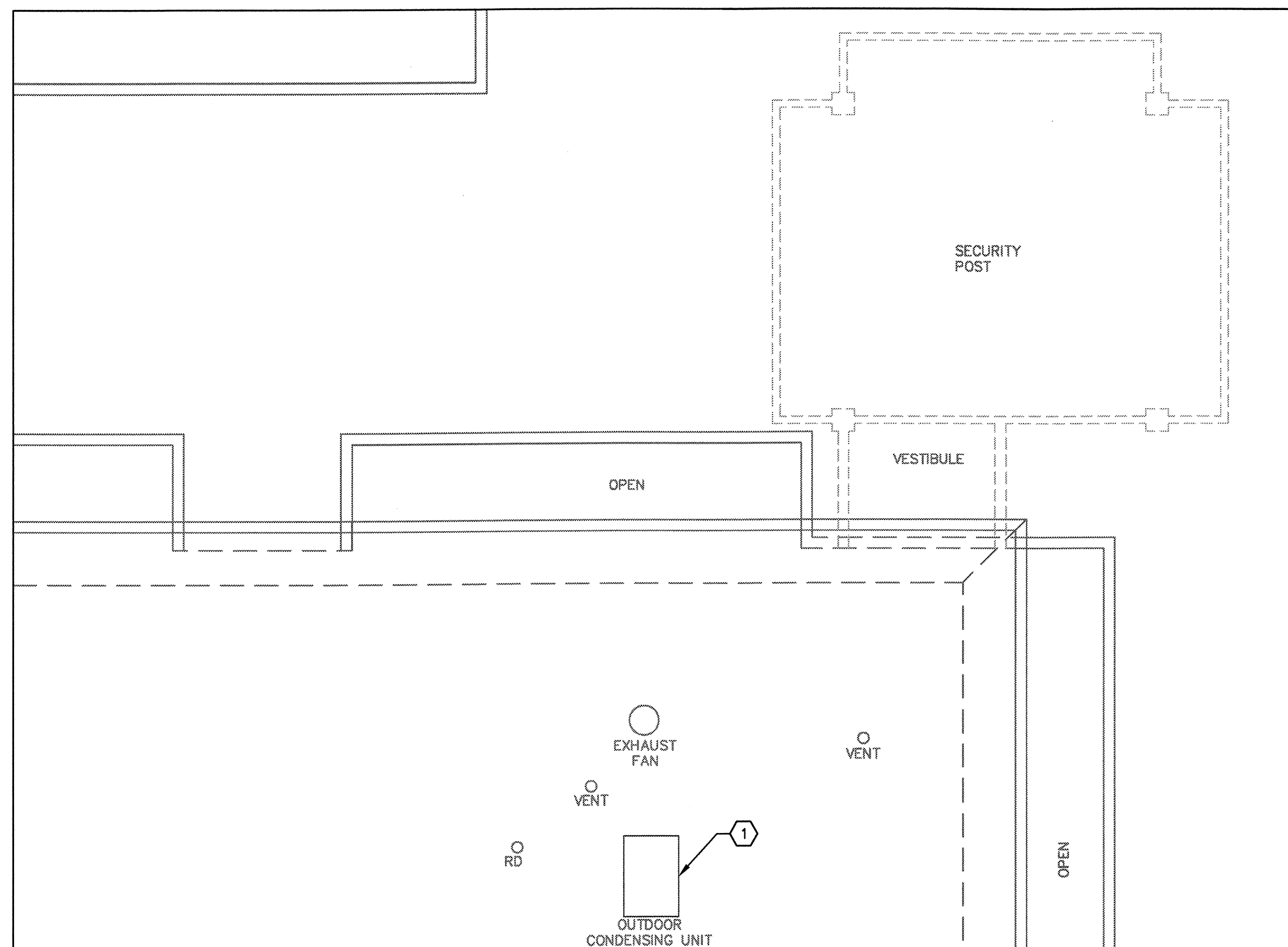
bid  
offre  
O. TABAREZ

project manager  
administrateur  
de projets

project date  
date du projet  
2013-10-29

project no.  
no. du projet  
R.033225.001

drawing no.  
dessiné no.  
WDR-WW02-G-03



1  
G-03  
BUILDING WW02 - PART ROOF PLAN - MECHANICAL DEMOLITION PLAN  
1:50

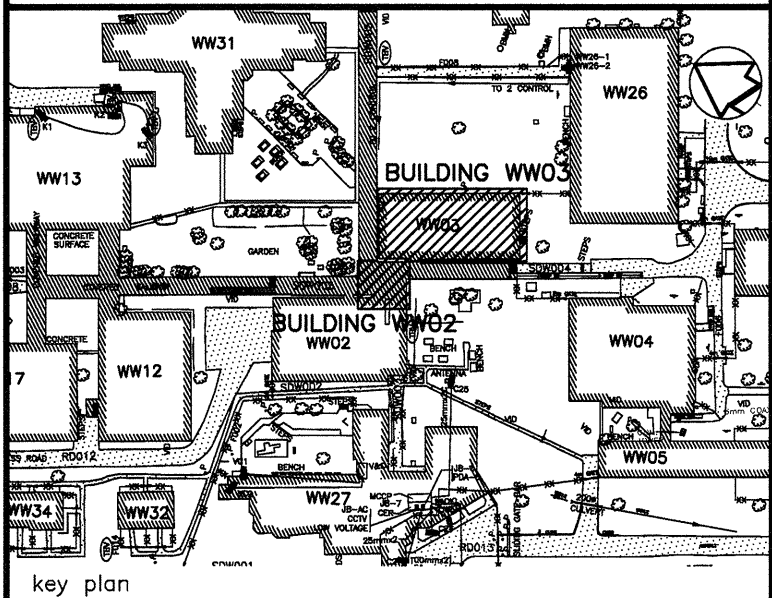
**GENERAL DEMOLITION NOTES:**

1. CONTRACTOR SHALL CO-ORDINATE WITH ALL OTHER TRADES FOR REQUIRED DEMOLITION OF BUILDING COMPONENTS AND SYSTEMS IN DESIGNATED DEMOLITION AREAS.
2. FOR ALL SLAB AND/OR WALL PATCHING WORKS REFER TO ARCHITECTURAL DRAWINGS.
3. ALL EXISTING SERVICES SHOWN ARE APPROXIMATE. CONTRACTOR TO INVESTIGATE SITE FOR EXACT LOCATION AND FOR FULL EXTENT OF SERVICES AND SYSTEMS.
4. THE DEMOLITION BACKGROUND DRAWINGS ARE REPRODUCED FOR INFORMATION PURPOSES ONLY AND ARE NOT DEEMED ACCURATE FOR REPRESENTING THE ACTUAL INSTALLED SYSTEM. CONTRACTOR SHOULD NOT RELY ON THE INFORMATION SHOWN AND SHALL INVESTIGATE THE SITE FOR EXACT LOCATION AND FOR FULL EXTENT OF SERVICES, EQUIPMENT AND SYSTEMS.

**DEMOLITION NOTES:**

1. INDOOR EVAPORATOR AND OUTDOOR CONDENSING UNIT TO BE DISMANTLED. PROPER PUMP DOWN OF BOTH REFRIGERANT AND OIL TO BE UNDERTAKEN BY THE CONTRACTOR AND RECOVERED MATERIAL TO BE DISPOSED. PUMPING DOWN, STORAGE AND DISPOSAL SHALL BE IN ACCORDANCE WITH THE ENVIRONMENTAL CODE OF PRACTICE FOR ELIMINATION OF FLUOROCARBON EMISSIONS FROM REFRIGERATION AND AIR CONDITIONING SYSTEMS. OUTDOOR CONDENSING UNIT TO BE HANDED OVER TO CLIENT. HOUSEKEEPING BASES TO BE ABANDONED.





04	ISSUED FOR TENDER	2013/10/29
03	ISSUED FOR 100% OWNER REVIEW	2013/07/25
02	SUBMITTED FOR 99% DESIGN	2011/07/18
01	ISSUED FOR REVIEW	2011/02/15
revision		date

Do not scale drawings.  
Verify all dimensions and conditions on site and immediately  
notify the Departmental Representative of all discrepancies.

**AECOM**

This drawing has been prepared for the use of AECOM's client and may not be used, reproduced or  
relied upon by third parties, except as agreed by AECOM and its client, as required by law or for use  
by governmental reviewing agencies. AECOM accepts no responsibility, and denies any liability  
whatsoever, to any party that modifies this drawing without AECOM's express written consent.  
Do not scale this document. All measurements must be obtained from stated dimensions.

project title  
titre du projet  
**WARKWORTH** Ontario  
MEDIUM SECURITY INSTITUTION  
UNDERGROUND DUCT REPLACEMENT

drawing title  
titre du dessin  
**BLDG. WW02**  
MECHANICAL DEMOLITION  
PHOTO DETAILS

drawn by  
dessine par  
**L. TAURO**

designed by  
conc par  
**A. KABBANI**


approved by  
approuve par  
**D. DOVAS**

bid  
offre  
**O. TABAREZ** project manager  
administrateur de projets

project date  
date du projet  
**2013-10-29**


project no.  
no. du projet  
**R.033225.001**

drawing no.  
dessine no.  
**WDR-WW02-G-04**



R/A GRILLE TO BE REMOVED AND  
R/A DUCT TO BE MODIFIED AT HIGH  
LEVEL TO ALLOW FOR CONNECTION OF  
NEW DUCT.

2-3 BUILDING WW02 - RETURN AIR GRILLE TO BE REMOVED  
G-04 N.T.S.



DX UNIT TO BE REMOVED C/W RETURN AIR  
DUCTS.

DUCT DROP TO LOW  
LEVEL TO BE REMOVED.

2-4 BUILDING WW02 - MECHANICAL ROOM DUCTWORK  
G-04 N.T.S.

GENERAL DEMOLITION NOTES.

1. CONTRACTOR SHALL CO-ORDINATE WITH ALL OTHER TRADES FOR  
REQUIRED DEMOLITION OF BUILDING COMPONENTS AND SYSTEMS IN  
DESIGNATED DEMOLITION AREAS.
2. FOR ALL SLAB AND/OR WALL PATCHING WORKS REFER TO  
ARCHITECTURAL DRAWINGS.
3. ALL EXISTING SERVICES SHOWN ARE APPROXIMATE. CONTRACTOR TO  
INVESTIGATE SITE FOR EXACT LOCATION AND FOR FULL EXTENT OF  
SERVICES AND SYSTEMS.
4. THE DEMOLITION BACKGROUND DRAWINGS ARE REPRODUCED FOR  
INFORMATION PURPOSES ONLY AND ARE NOT DEEMED ACCURATE FOR  
REPRESENTING THE ACTUAL INSTALLED SYSTEM. CONTRACTOR SHOULD  
NOT RELY ON THE INFORMATION SHOWN AND SHALL INVESTIGATE THE  
SITE FOR EXACT LOCATION AND FOR FULL EXTENT OF SERVICES,  
EQUIPMENT AND SYSTEMS.
5. CONTRACTOR REMOVAL OF CEILING GRILLES TO BE COORDINATED WITH  
ARCHITECTURAL.