

#### ROOM INDEX

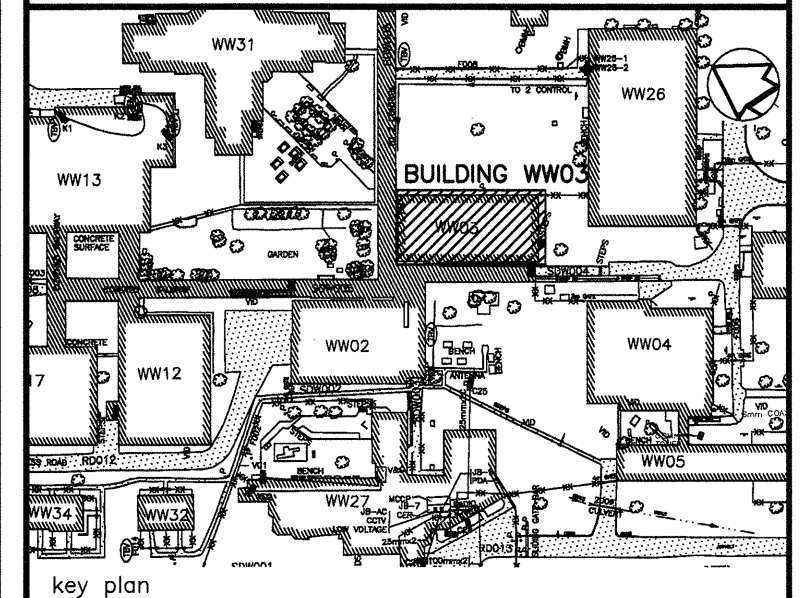
|     |                   |      |                   |     |                |     |                 |
|-----|-------------------|------|-------------------|-----|----------------|-----|-----------------|
| 101 | FOYER             | 109  | JANITOR'S CLOSET  | 115 | OFFICE         | 127 | LOUNGE          |
| 102 | INMATE WAITING RM | 110  | OFFICE            | 116 | OFFICE         | 128 | OFFICE          |
| 103 | LAVATORY          | 110A | ELECTRICAL CLOSET | 117 | OFFICE         | 129 | INTERVIEW ROOM  |
| 104 | LAVATORY          | 111  | BOARDROOM         | 118 | OFFICE         | 130 | MECHANICAL ROOM |
| 105 | LAN ROOM          | 112  | OFFICE            | 119 | OFFICE         | 131 | CORRIDOR        |
| 106 | OFFICE            | 113  | OFFICE            | 120 | LAVATORY       | 132 | COFFEE          |
| 107 | OFFICE            | 114  | OFFICE            | 121 | GENERAL OFFICE | 133 | COFFEE          |
| 108 | OFFICE            |      |                   | 122 | BOARDROOM      | 134 | MEN'S W/R       |
|     |                   |      |                   | 123 | OFFICE         | 135 | BOARDROOM       |
|     |                   |      |                   | 124 | FOYER          | 136 | OFFICE          |
|     |                   |      |                   | 125 | OFFICE         | 137 | OFFICE          |
|     |                   |      |                   | 126 | WOMEN'S W/R    | 138 | OFFICE          |

#### PIPE DIMENSION (O.D.)

|   | LIQUID PIPE<br>mm (in.) | GAS PIPE<br>mm (in.) | BALANCING PIPE<br>mm (in.) |
|---|-------------------------|----------------------|----------------------------|
| ① | 6ø (1/4"ø)              | 13ø (1/2"ø)          | -                          |
| ② | 10ø (3/8"ø)             | 16ø (5/8"ø)          | -                          |
| ③ | 13ø (1/2"ø)             | 19ø (3/4"ø)          | 28ø (1-1/8"ø)              |
| ④ | 28ø (1-1/8"ø)           | 35ø (1-3/8"ø)        | -                          |

#### GENERAL NOTES:

- PIPE SIZING IS BASED ON MANUFACTURER RECOMMENDATIONS SPECIFIC TO TYPE OF SPLIT SYSTEM & EQUIPMENT SELECTED.
- CONTRACTOR TO PROVIDE MANUFACTURER APPROVED SHOP DRAWINGS OF PIPE SIZES BASED ON ACTUAL LAYOUT



key plan



|          |                              |            |
|----------|------------------------------|------------|
| 04       | ISSUED FOR TENDER            | 2013/10/29 |
| 03       | ISSUED FOR 100% OWNER REVIEW | 2013/07/25 |
| 02       | SUBMITTED FOR 99% DESIGN     | 2011/07/18 |
| 01       | ISSUED FOR REVIEW            | 2011/02/15 |
| revision |                              | date       |

Do not scale drawings.  
Verify all dimensions and conditions on site and immediately  
notify the Departmental Representative of all discrepancies.

# AECOM

This drawing has been prepared for the use of AECOM's client and may not be used, reproduced or  
relied upon by third parties, except as agreed by AECOM and its client, as required by law or for use  
by governmental reviewing agencies. AECOM accepts no responsibility and denies any liability  
whatsoever, to any party that modifies this drawing without AECOM's express written consent.  
Do not scale this document. All measurements must be obtained from stated dimensions.

project title  
titre du projet  
**WARKWORTH** Ontario  
MEDIUM SECURITY INSTITUTION  
UNDERGROUND DUCT REPLACEMENT

drawing title  
titre du dessin  
**BLDG. WW03 1ST FLOOR PLAN**  
**HVAC-VARIABLE**  
**REFRIGERANT SYSTEM**

drawn by  
dessiné par  
**L. TAURO**

designed by  
conçu par  
**A. KABBANI**

approved by  
approuvé par  
**D. DOVAS**


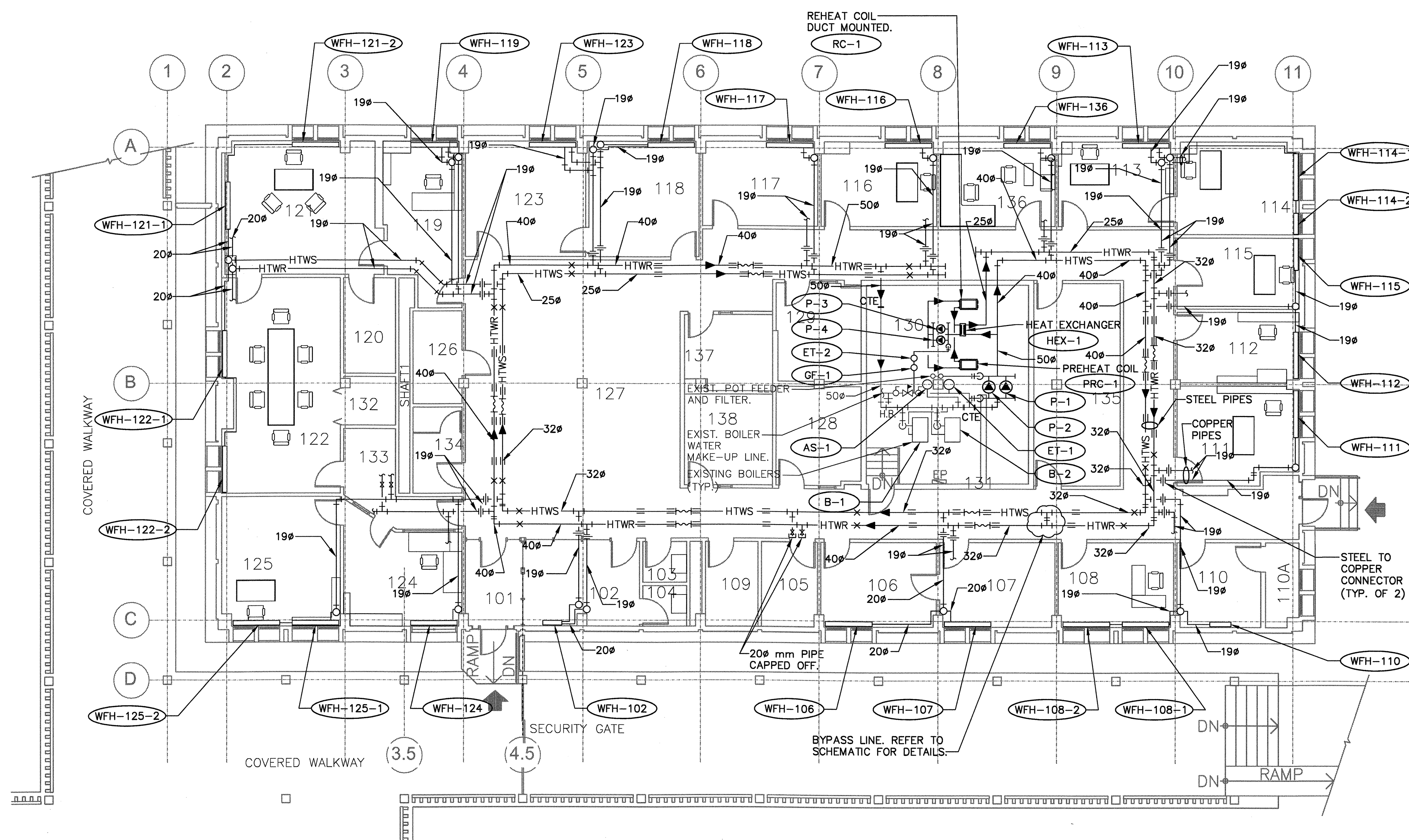
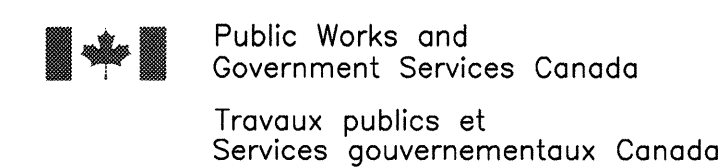
bid  
offre  
**O. TABAREZ** project manager  
administrateur de projets

project date  
date du projet  
**2013-10-29**

project no.  
no. du projet  
**R.033225.001**

drawing no.  
dessiné no.  
**WDR-WW03-H-01**





Do not scale drawings.  
Verify all dimensions and conditions on site and immediately notify the Departmental Representative of all discrepancies.

Do not scale drawings.  
Verify all dimensions and conditions on site and immediately notify the Departmental Representative of all discrepancies.



This drawing has been prepared for the use of AECOM's client and may not be used, reproduced or relied upon by third parties, except as agreed by AECOM and its client, as required by law or for use by governmental reviewing agencies. AECOM accepts no responsibility, and denies any liability whatsoever, to any party that modifies this drawing without AECOM's express written consent. Do not scale this document. All measurements must be obtained from stated dimensions.

project title  
titre du projet

**WARKWORTH** Ontario  
MEDIUM SECURITY INSTITUTION  
UNDERGROUND DUCT REPLACEMENT

drawing title  
titre du dessin

**BLDG. WW03**  
**1ST FLOOR PLAN**  
**HVAC—HYDRONIC PIPING**

drawn by  
dessine par

|                         |            |
|-------------------------|------------|
| designed by<br>conc par | A. KABBANI |
|-------------------------|------------|

|                             |          |
|-----------------------------|----------|
| approved by<br>approuvé par | D. DOVAS |
|-----------------------------|----------|


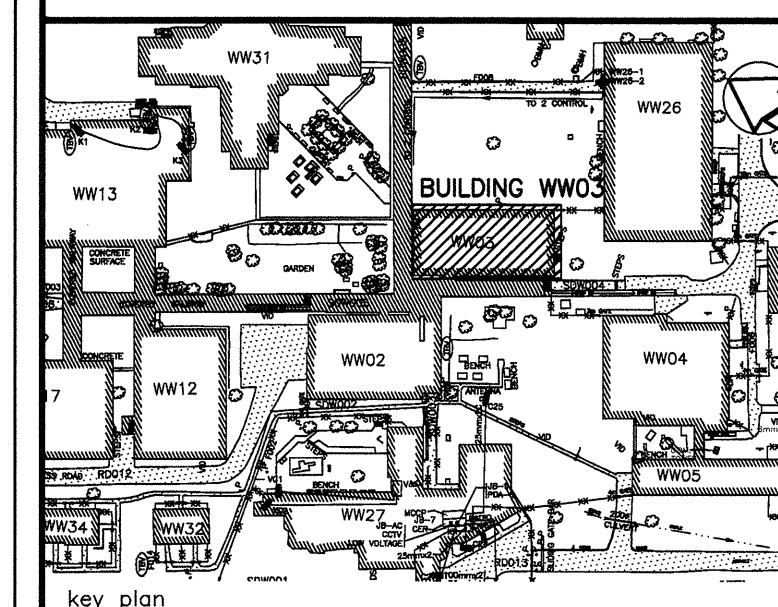
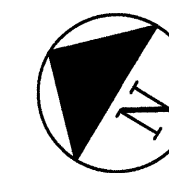
|              |            |                                                 |
|--------------|------------|-------------------------------------------------|
| bid<br>offre | O. TABAREZ | project manager<br>administrateur<br>de projets |
|--------------|------------|-------------------------------------------------|

|                                |            |
|--------------------------------|------------|
| project date<br>date du projet | 2013-10-29 |
|--------------------------------|------------|

|                              |              |
|------------------------------|--------------|
| project no.<br>no. du projet | R.033225.001 |
|------------------------------|--------------|

drawing no.  
dessine no.





|          |                              |            |
|----------|------------------------------|------------|
| 04       | ISSUED FOR TENDER            | 2013/10/29 |
| 03       | ISSUED FOR 100% OWNER REVIEW | 2013/07/25 |
| 02       | SUBMITTED FOR 99% DESIGN     | 2011/07/18 |
| 01       | ISSUED FOR REVIEW            | 2011/02/15 |
| revision |                              | date       |

Do not scale drawings.  
Verify all dimensions and conditions on site and immediately  
notify the Departmental Representative of all discrepancies.

**AECOM**

This drawing has been prepared for the use of AECOM's client and may not be used, reproduced or  
relied upon by third parties, except as agreed by AECOM and its client, as required by law or for use  
by governmental reviewing agencies. AECOM accepts no responsibility, and denies any liability  
whatsoever, to any party that modifies this drawing without AECOM's express written consent.  
Do not scale this document. All measurements must be obtained from stated dimensions.

project title  
titre du projet  
**WARKWORTH** Ontario  
**MEDIUM SECURITY INSTITUTION**  
**UNDERGROUND DUCT REPLACEMENT**

drawing title  
titre du dessin  
**BLDG. WW03**  
**1ST FLOOR PLAN**  
**HVAC-VENTILATION**

drawn by  
dessiné par  
**L. TAURO**

designed by  
conc par  
**A. KABBANI**

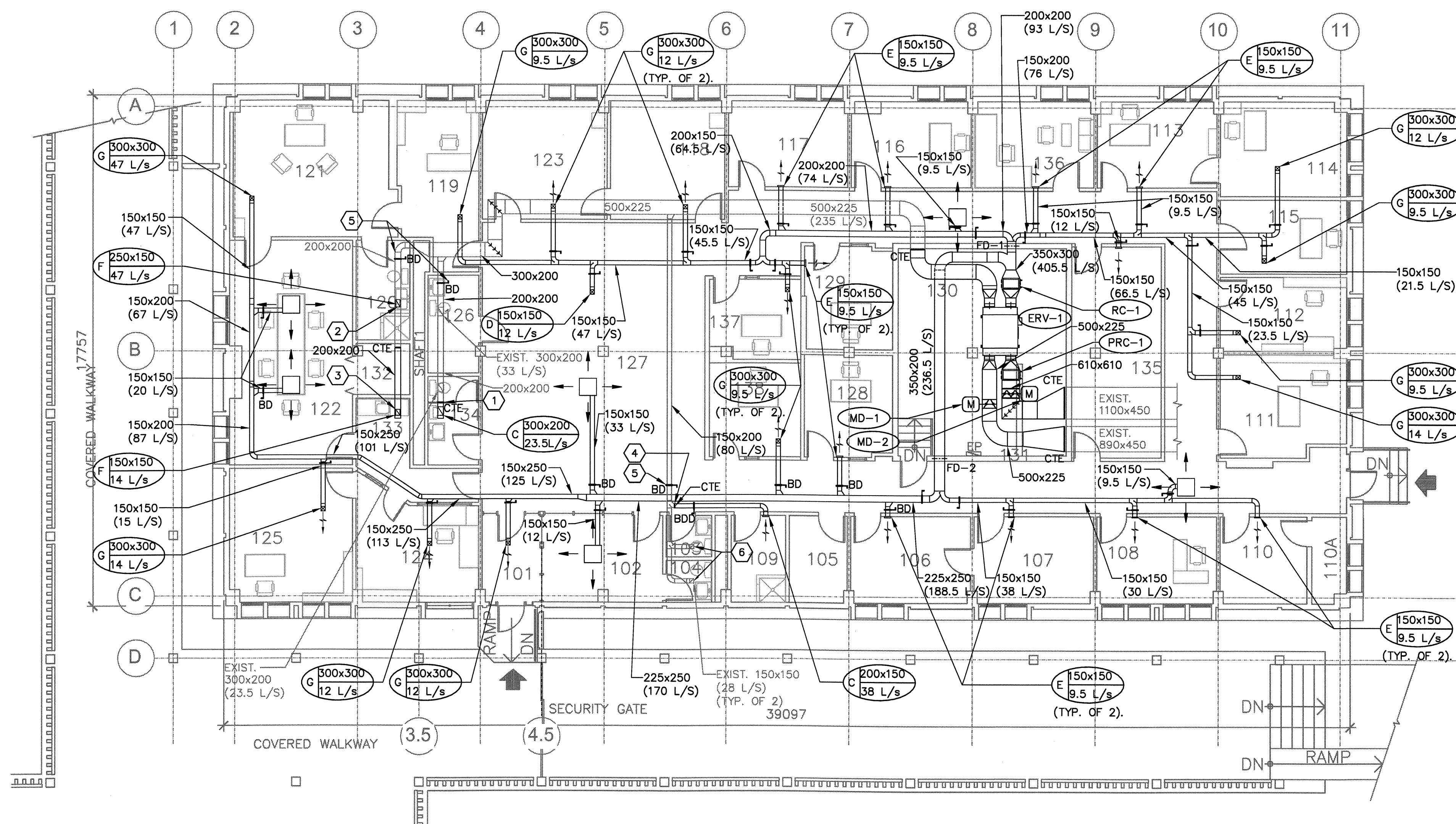
approved by  
approuvé par  
**D. DOVAS**

bid  
offre  
**O. TABAREZ** project manager  
administrateur de projets

project date  
date du projet  
**2013-10-29**

project no.  
no. du projet  
**R.033225.001**

drawing no.  
dessiné no.  
**WDR-WW03-H-04**



**ROOM INDEX**


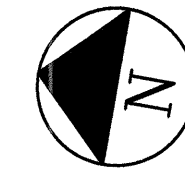
|     |                   |      |                   |     |                |     |                 |
|-----|-------------------|------|-------------------|-----|----------------|-----|-----------------|
| 101 | FOYER             | 109  | JANITOR'S CLOSET  | 115 | OFFICE         | 127 | LOUNGE          |
| 102 | INMATE WAITING RM | 110  | OFFICE            | 116 | OFFICE         | 128 | OFFICE          |
| 103 | LAVATORY          | 110A | ELECTRICAL CLOSET | 117 | OFFICE         | 129 | INTERVIEW ROOM  |
| 104 | LAVATORY          | 111  | BOARDROOM         | 118 | OFFICE         | 130 | MECHANICAL ROOM |
| 105 | LAN ROOM          | 112  | OFFICE            | 119 | OFFICE         | 131 | CORRIDOR        |
| 106 | OFFICE            | 113  | OFFICE            | 120 | LAVATORY       | 132 | COFFEE          |
| 107 | OFFICE            | 114  | OFFICE            | 121 | GENERAL OFFICE | 133 | COFFEE          |
| 108 | OFFICE            |      |                   | 122 | BOARDROOM      | 134 | MEN'S W/R       |
|     |                   |      |                   | 123 | OFFICE         | 135 | BOARDROOM       |
|     |                   |      |                   | 124 | FOYER          | 136 | OFFICE          |
|     |                   |      |                   | 125 | OFFICE         | 137 | OFFICE          |
|     |                   |      |                   | 126 | WOMEN'S W/R    | 138 | OFFICE          |

**GENERAL NOTES:**

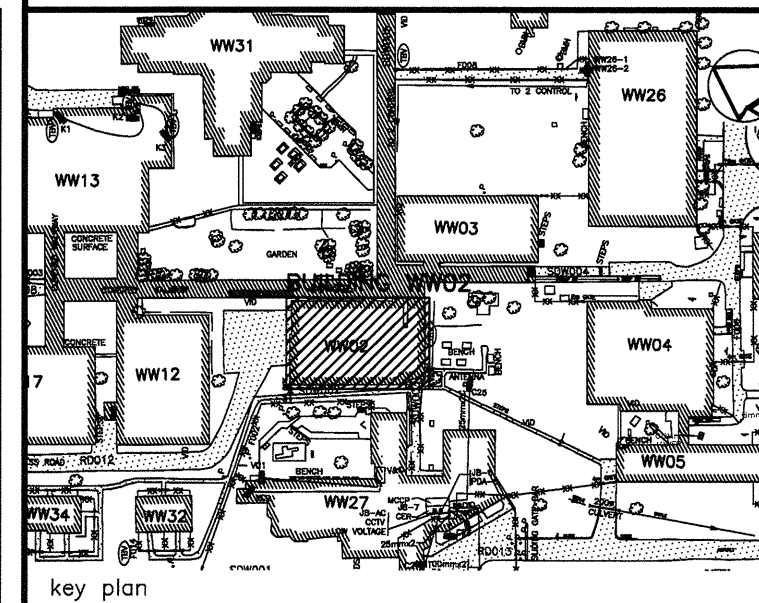
- GRILLE AND REGISTER SIZES INDICATED ARE NOMINAL SIZE. DIFFUSER SIZES INDICATED ARE FACE SIZES.

**DRAWING NOTES:**

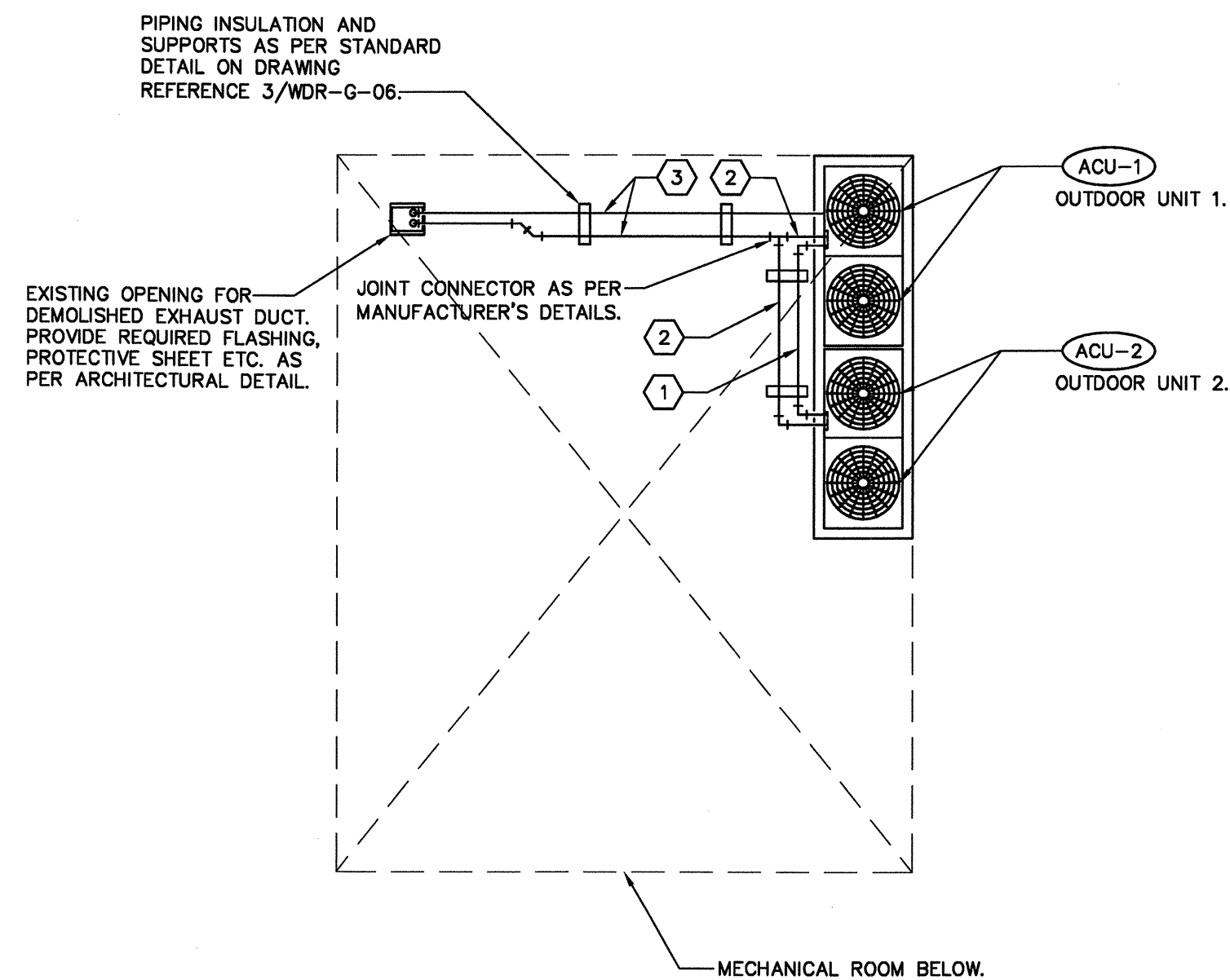
- EXISTING EXHAUST DUCT TO BE EXTENDED AND TO BE DROPPED INTO A NEW GRILLE IN MENS WASHROOM - 134. FLOW TO BE BALANCED TO INDICATED VALUES.
- NEW DROP TO BE PROVIDED FROM EXISTING DUCT TO NEW EXHAUST GRILLE.
- EXISTING EXHAUST DUCT TO BE EXTENDED AND TO BE DROPPED INTO A NEW EXHAUST GRILLE IN COFFEE - 133. FLOW TO BE BALANCED TO INDICATED VALUES.
- EXHAUST DUCT TO BE INSTALLED FOR JANITOR'S CLOSET - 109 AND TO BE CONNECTED TO EXISTING DUCT AS INDICATED C/W A BACKDRAFT DAMPER.
- PROVIDE BALANCING DAMPER.
- BALANCE EXISTING EXHAUST GRILLES TO INDICATED VALUES.



Public Works and  
Government Services Canada  
Travaux publics et  
Services gouvernementaux Canada



key plan



|          |                          |            |
|----------|--------------------------|------------|
| 04       |                          |            |
| 03       | ISSUED FOR TENDER        | 2011/10/14 |
| 02       | SUBMITTED FOR 99% DESIGN | 2011/07/18 |
| 01       | ISSUED FOR REVIEW        | 2011/02/15 |
| revision |                          | date       |

Do not scale drawings.  
Verify all dimensions and conditions on site and immediately  
notify the Departmental Representative of all discrepancies.

# AECOM

This drawing has been prepared for the use of AECOM's client and may not be used, reproduced or  
relied upon by third parties, except as agreed by AECOM and its client, as required by law or for use  
by governmental reviewing agencies. AECOM accepts no responsibility, and denies any liability  
whatsoever, to any party that modifies this drawing without AECOM's express written consent.  
Do not scale this document. All measurements must be obtained from stated dimensions.

project title  
titre du projet  
**WARKWORTH** Ontario  
**MEDIUM SECURITY INSTITUTION**  
**UNDERGROUND DUCT REPLACEMENT**

drawing title  
titre du dessin  
**BLDG. WW03 ROOF PLAN**  
**HVAC-VARIABLE**  
**REFRIGERANT SYSTEM**

drawn by  
dessiné par  
L. TAURO

designed by  
conçu par  
A. KABBANI

approved by  
approuvé par  
D. DOVAS

bid  
offre  
O. TABAREZ

project manager  
administrateur  
de projets

project date  
date du projet  
2011-07-18

project no.  
no. du projet  
R.033225.001

drawing no.  
dessiné no.  
WDR-WW03-H-05

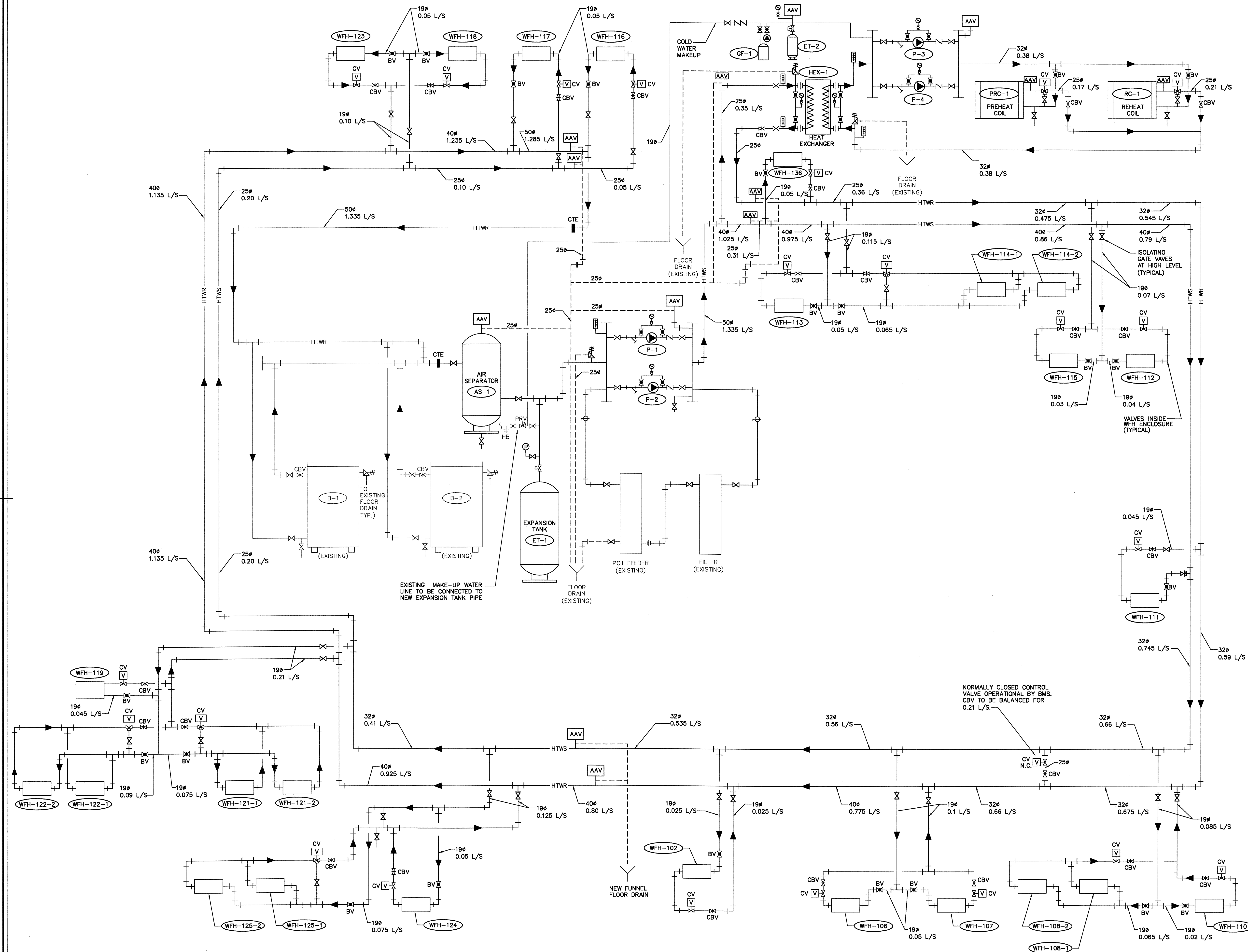
1 BUILDING WW03 - ROOF PLAN - HVAC - VARIABLE REFRIGERANT SYSTEM  
H-05 1:50

#### GENERAL NOTES:

- PIPE SIZING IS BASED ON MANUFACTURER RECOMMENDATIONS SPECIFIC TO TYPE OF SPLIT SYSTEM & EQUIPMENT ELECTED.
- CONTRACTOR TO PROVIDE MANUFACTURER APPROVED SHOP DRAWINGS OF PIPE SIZES BASED ON ACTUAL LAYOUT

|   | PIPE DIMENSIONS (O.D.)  |                      |
|---|-------------------------|----------------------|
|   | LIQUID PIPE<br>mm (in.) | GAS PIPE<br>mm (in.) |
| ① | -                       | 28# (1-1/8")         |
| ② | 19# (3/4")              | -                    |
| ③ | 28# (1-1/8")            | 35# (1-3/8")         |





key plan



|          |                              |            |
|----------|------------------------------|------------|
| 04       | ISSUED FOR TENDER            | 2013/10/29 |
| 03       | ISSUED FOR 100% OWNER REVIEW | 2013/07/25 |
| 02       | SUBMITTED FOR 99% DESIGN     | 2011/07/18 |
| 01       | ISSUED FOR REVIEW            | 2011/02/15 |
| revision |                              | date       |

Do not scale drawings.  
Verify all dimensions and conditions on site and immediately  
notify the Departmental Representative of all discrepancies.

# AECOM

This drawing has been prepared for the use of AECOM's client and may not be used, reproduced or  
relied upon by third parties, except as agreed by AECOM and its client, as required by law or for use  
by governmental reviewing agencies. AECOM accepts no responsibility, and denies any liability  
whatsoever, to any party that modifies the drawing without AECOM's express written consent.  
Do not scale this document. All measurements must be obtained from stated dimensions.

project title  
titre du projet  
**WARKWORTH** Ontario  
MEDIUM SECURITY INSTITUTION  
UNDERGROUND DUCT REPLACEMENT

drawing title  
titre du dessin  
**BLDG. WW03**  
**HYDRONIC SCHEMATIC**

drawn by  
dessiné par L. TAURO

designed by  
conçu par A. KABBANI

approved by  
approuvé par D. DOVAS

bid  
offre O. TABAREZ project manager  
administrateur  
de projets

project date  
date du projet 2013-10-29

project no.  
no. du projet R.033225.001

drawing no.  
dessiné no. WDR-WW03-H-06

AECOM PROJECT No.: 60163582