

RETURN BIDS TO:
RETOURNER LES SOUMISSIONS À:
**Bid Receiving - PWGSC / Réception des
soumissions - TPSGC**
11 Laurier St. / 11, rue Laurier
Place du Portage, Phase III
Core 0A1 / Noyau 0A1
Gatineau, Québec K1A 0S5
Bid Fax: (819) 997-9776

REQUEST FOR PROPOSAL DEMANDE DE PROPOSITION

**Proposal To: Public Works and Government
Services Canada**

We hereby offer to sell to Her Majesty the Queen in right of Canada, in accordance with the terms and conditions set out herein, referred to herein or attached hereto, the goods, services, and construction listed herein and on any attached sheets at the price(s) set out therefor.

**Proposition aux: Travaux Publics et Services
Gouvernementaux Canada**

Nous offrons par la présente de vendre à Sa Majesté la Reine du chef du Canada, aux conditions énoncées ou incluses par référence dans la présente et aux annexes ci-jointes, les biens, services et construction énumérés ici sur toute feuille ci-annexée, au(x) prix indiqué(s).

Comments - Commentaires

Title - Sujet Semi-Trailer, Low Bed, Ultra Low De	
Solicitation No. - N° de l'invitation W8476-144846/A	Date 2014-01-06
Client Reference No. - N° de référence du client W8476-144846	
GETS Reference No. - N° de référence de SEAG PW-\$\$HP-912-64328	
File No. - N° de dossier hp912.W8476-144846	CCC No./N° CCC - FMS No./N° VME
Solicitation Closes - L'invitation prend fin at - à 02:00 PM on - le 2014-02-17	Time Zone Fuseau horaire Eastern Standard Time EST
F.O.B. - F.A.B. Plant-Usine: <input checked="" type="checkbox"/> Destination: <input checked="" type="checkbox"/> Other-Autre: <input type="checkbox"/>	
Address Enquiries to: - Adresser toutes questions à: Pearson, Neil	Buyer Id - Id de l'acheteur hp912
Telephone No. - N° de téléphone (819) 956-3976 ()	FAX No. - N° de FAX (819) 953-2953
Destination - of Goods, Services, and Construction: Destination - des biens, services et construction: Specified Herein Précisé dans les présentes	

Instructions: See Herein

Instructions: Voir aux présentes

Vendor/Firm Name and Address
**Raison sociale et adresse du
fournisseur/de l'entrepreneur**

Issuing Office - Bureau de distribution
Vehicles & Industrial Products Division
11 Laurier St./11, rue Laurier
7A2, Place du Portage, Phase III
Gatineau, Québec K1A 0S5

Delivery Required - Livraison exigée See Herein	Delivery Offered - Livraison proposée
Vendor/Firm Name and Address Raison sociale et adresse du fournisseur/de l'entrepreneur	
Telephone No. - N° de téléphone Facsimile No. - N° de télécopieur	
Name and title of person authorized to sign on behalf of Vendor/Firm (type or print) Nom et titre de la personne autorisée à signer au nom du fournisseur/ de l'entrepreneur (taper ou écrire en caractères d'imprimerie)	
Signature	Date

TABLE OF CONTENTS

PART 1 - GENERAL INFORMATION

1. Security Requirement
2. Requirement
3. Debriefings

PART 2 - BIDDER INSTRUCTIONS

1. Standard Instructions, Clauses and Conditions
2. Submission of Bids
3. Enquiries - Bid Solicitation
4. Applicable Laws
5. Environmental Considerations
6. Improvement of Requirement During Solicitation Period

PART 3 - BID PREPARATION INSTRUCTIONS

1. Bid Preparation Instructions
2. Section I: Technical Bid
3. Section II: Financial Bid
4. Section III: Certifications and Additional Information

PART 4 - EVALUATION PROCEDURES AND BASIS OF SELECTION

1. Evaluation Procedures
2. Basis of Selection

PART 5 - CERTIFICATIONS

1. Mandatory Certifications Required Precedent to Contract Award
2. Additional Certifications Precedent to Contract Award

PART 6 - RESULTING CONTRACT CLAUSES

1. Security Requirement
2. Requirement
3. Standard Clauses and Conditions
4. Term of Contract
5. Authorities
6. Payment
7. Invoicing Instructions
8. Certifications
9. Applicable Laws
10. Priority of Documents
11. SACC Manual Clauses
12. Inspection and Acceptance
13. Preparation for Delivery
14. Shipping Instructions - Delivery at Destination
15. Release Documents - Distribution
16. Post-Contract Award Meeting/Pre-Production Meeting
17. Progress Reports
18. Tools and Loose Equipment
19. Spare Part Availability
20. Material
22. Design Changes
23. Interchangeability
24. Packaging
25. Service at Delivery

Attachments

Annex "A" - Pricing

Annex "B" - Purchase Description - SEMI-TRAILER, LOW BED, 45 TONNE

Appendix 1- Technical Information Questionnaire - SEMI-TRAILER, LOW BED, 45 TONNE

Annex "C" - Federal Contractors Program for Employment Equity - Certification

PART 1 - GENERAL INFORMATION

1. Security Requirement

There is no security requirement associated with this bid solicitation.

2. Requirement

Canada is seeking proposals to procure:

2.1 Quantity nine (9) SEMI-TRAILER, LOW BED, 45 TONNE and related items as described in Annex “A” - Pricing and in accordance with Annex “B” - Purchase Description SEMI-TRAILER, LOW BED, 45 TONNE.

2.2 Irrevocable options identified in Annex “A” - Pricing.

2.2.1 The options may only be exercised by the Contracting Authority and will be evidenced, for administrative purposes only, through a contract amendment.

2.2.2 The options may be exercised in whole or in part and on more than one occasion at the sole discretion of Canada, up to the maximum quantity identified in Annex “A” - Pricing.

2.2.3 The options may be exercised within twelve (12) months after contract award.

3. Debriefings

Bidders may request a debriefing on the results of the bid solicitation. Bidders should make the request to the Contracting Authority within 15 working days of receipt of notification that their bid was unsuccessful. The debriefing may be provided in writing, by telephone or in person.

PART 2 - BIDDER INSTRUCTIONS

1. Standard Instructions, Clauses and Conditions

All instructions, clauses and conditions identified in the bid solicitation by number, date and title are set out in the Standard Acquisition Clauses and Conditions (<http://ccua-sacc.tpsgc-pwgsc.gc.ca/pub/acho-eng.jsp>) Manual issued by Public Works and Government Services Canada.

Bidders who submit a bid agree to be bound by the instructions, clauses and conditions of the bid solicitation and accept the clauses and conditions of the resulting contract.

The 2003 (2013-06-01) Standard Instructions - Goods or Services - Competitive Requirements, are incorporated by reference into and form part of the bid solicitation.

Subsection 5.4 of 2003, Standard Instructions - Goods or Services - Competitive Requirements, is amended as follows:

Delete: sixty (60) days

Insert: ninety (90) days

2. Submission of Bids

Bids must be submitted only to Public Works and Government Services Canada (PWGSC) Bid Receiving Unit by the date, time and place indicated on page 1 of the bid solicitation.

3. Enquiries - Bid Solicitation

All enquiries must be submitted to the Contracting Authority no later than seven (7) calendar days before the bid closing date. Enquiries received after that time may not be answered.

Bidders should reference as accurately as possible the numbered item of the bid solicitation to which the enquiry relates. Care should be taken by bidders to explain each question in sufficient detail in order to enable Canada to provide an accurate answer. Technical enquiries that are of a "proprietary" nature must be clearly marked "proprietary" at each relevant item. Items identified as proprietary will be treated as such except where Canada determines that the enquiry is not of a proprietary nature. Canada may edit the questions or may request that the Bidder do so, so that the proprietary nature of the question is eliminated, and the enquiry can be answered with copies to all bidders. Enquiries not submitted in a form that can be distributed to all bidders may not be answered by Canada.

4. Applicable Laws

Any resulting contract must be interpreted and governed, and the relations between the parties determined, by the laws in force in *Ontario*.

Bidders may, at their discretion, substitute the applicable laws of a Canadian province or territory of their choice without affecting the validity of their bid, by deleting the name of the Canadian province or territory specified and inserting the name of the Canadian province or territory of their choice. If no change is made, it acknowledges that the applicable laws specified are acceptable to the bidders.

5. Environmental Considerations

Canada is committed to greening its supply chain. In April 2006, Canada issued a policy directing federal departments and agencies to take the necessary steps to acquire products and services that have a lower impact on the environment than those traditionally acquired. Environmental performance considerations include, among other things: the reduction of greenhouse gas emissions and air contaminants; improved energy and water efficiency; reduced waste and support reuse and recycling; the use of renewable resources; reduced hazardous waste; and reduced toxic and hazardous substances. In accordance with the Policy on Green Procurement, for this solicitation:

- Offerors / suppliers are requested to provide all correspondence including (but not limited to) documents, reports and invoices in electronic format unless otherwise specified by the Contracting Authority or Project Authority, thereby reducing printed material.
- Offerors / suppliers should recycle (shred) unneeded copies of non-classified/secure documents (taking into consideration the Security Requirements).
- Product components used in performing the services should be recyclable and/or reusable, whenever possible.

6. Improvement of Requirement During Solicitation Period

Should bidders consider that the specifications, Statement of Work or Purchase Description contained in the bid solicitation could be improved technically or technologically, bidders are invited to make suggestions, in writing, to the Contracting Authority named in the bid solicitation. Bidders must clearly outline the suggested improvement as well as the reason for the suggestion. Suggestions that do not restrict the level of competition nor favour a particular bidder will be given consideration provided they are submitted to the Contracting Authority at least seven (7) days before the bid closing date. Canada will have the right to accept or reject any or all suggestions.

PART 3 - BID PREPARATION INSTRUCTIONS

1. Bid Preparation Instructions

Canada requests that bidders provide their bid in separately bound sections as follows:

Section I: Technical Bid (2 hard copies);

Section II: Financial Bid (1 hard copy);

Section III: Certifications (2 hard copies)

Section IV Additional Information (2 hard copies).

Canada requests that bidders follow the format instructions described below in the preparation of their bid:

- (a) use 8.5 x 11 inch (216 mm x 279 mm) paper;
- (b) use a numbering system that corresponds to the bid solicitation;

In April 2006, Canada issued a policy directing federal departments and agencies to take the necessary steps to incorporate environmental considerations into the procurement process Policy on Green Procurement

(<http://www.tpsgc-pwgsc.gc.ca/ecologisation-greening/achats-procurement/politique-policy-eng.html>). To assist Canada in reaching its objectives, bidders should:

- 1) use paper containing fibre certified as originating from a sustainably-managed forest and containing minimum 30% recycled content; and
- 2) use an environmentally-preferable format including black and white printing instead of colour printing, printing double sided/duplex, using staples or clips instead of cerlox, duotangs or binders.

2. Section I: Technical Bid

In their technical bid, bidders should explain and demonstrate how they propose to meet the requirements and how they will carry out the Work.

Bidders should complete and submit with their bid the following;

- Appendix "1" - Technical Information Questionnaire -SEMI-TRAILER, LOW BED, 45 TONNE.

2.1 Substitutes and Alternatives

Bidders may propose substitutes and alternatives where "**shall^(E)**" is indicated in the technical requirement description (Purchase Description/Statement of Requirement/Statement of Work). Offerors / suppliers are encouraged to offer or suggest green solutions whenever possible.

2.1.1 Substitutes and alternatives that are equivalent in form, fit, function and performance will be considered for acceptance by the Technical Authority where the Bidder:

- (a) Clearly identifies a substitute and/or an alternative;
- (b) Designates the brand name, model and/or part number of the substitute and/or of the product, where applicable;
- (c) States that the substitute product is fully interchangeable with the item specified in the technical requirement description;
- (d) Provides complete specifications and brochures, where applicable;
- (e) Provides compliance statements that include technical details showing the substitute and/or the alternative meet all technical requirements specified in the technical requirement description; and
- (f) Clearly identifies those areas in the technical requirement description and in the brochures that support the substitute and/or the alternative compliance with the technical requirements.

2.1.2 Substitutes and alternatives offered as equivalent in form, fit, function and performance will not be considered for acceptance by the Technical Authority if:

- (a) The bid fails to provide all of the information requested to allow the Technical Authority to fully evaluate the evaluate the equivalency; or
- (b) The substitute and/or the alternative fail to meet or fail to exceed the technical requirements specified in the technical requirement description.

3. Section II: Financial Bid

Bidders must submit their financial bid in accordance with the Basis of Payment.

3.1 Exchange Rate Fluctuation

- 3.1.1 The Bidder may request Canada to assume the risks and benefits of exchange rate fluctuations. If the Bidder claims for an exchange rate adjustment, this request must be clearly indicated in the bid at time of bidding. The Bidder must submit form PWGSC-TPSGC 450 , Claim for Exchange Rate Adjustments with its bid, indicating the Foreign Currency Component (FCC) in Canadian dollars for each line item for which an exchange rate adjustment is required.
- 3.1.2 The FCC is defined as the portion of the price or rate that will be directly affected by exchange rate fluctuations. The FCC should include all related taxes, duties and other costs paid by the Bidder and which are to be included in the adjustment amount.
- 3.1.3 The total price paid by Canada on each invoice will be adjusted at the time of payment, based on the FCC and the exchange rate fluctuation provision in the contract. The exchange rate adjustment will only be applied where the exchange rate fluctuation is greater than 2% (increase or decrease).
- 3.1.4 At time of bidding, the Bidder must complete columns (1) to (4) on form PWGSC-TPSGC 450 , for each line item where they want to invoke the exchange rate fluctuation provision. Where bids are evaluated in Canadian dollars, the dollar values provided in column (3) should also be in Canadian dollars, so that the adjustment amount is in the same currency as the payment.
- 3.1.5 Alternate rates or calculations proposed by the Bidder will not be accepted for the purposes of this exchange rate fluctuation provision.

4. Section III: Certifications

Bidders must submit the certifications required under Part 5 - Certifications.

5. Section IV Additional Information

Canada requests that bidders submit the following information:

5.1 Delivery

5.1.1 Firm Quantity

While delivery of the Trailers are requested by 28 June 2014, the best delivery that can be offered is as follows:

Item 001 – Quantity three (3), SEMI-TRAILER, LOW BED, 45 TONNE and related items will be delivered within _____ calendar days from the effective date of the contract.

Item 002 – Quantity six (6), SEMI-TRAILER, LOW BED, 45 TONNE and related items will be delivered within _____ calendar days from the effective date of the contract.

5.1.2 Optional Quantity

If an option is exercised, the best delivery that can be offered is as follows:

Item 002 – Quantity up to five (5), SEMI-TRAILER, LOW BED, 45 TONNE and related items will be delivered within _____ calendar days after an option is exercised.

5.2 Manufacturer's Standard Warranty Period

Canada requests that the Bidder provide details of the manufacturer's standard warranty period for the vehicle/equipment and its component that exceeds the minimum warranty period of twelve (12) months.

PART 4 - EVALUATION PROCEDURES AND BASIS OF SELECTION

1. Evaluation Procedures

- (a) Bids will be assessed in accordance with the entire requirement of the bid solicitation including the technical and financial evaluation criteria.
- (b) An evaluation team composed of representatives of Canada will evaluate the bids.

1.1 Mandatory Technical Evaluation Criteria

1.1.1 Mandatory Proof of Compliance

Bidders must submit, with their bid, all proof of compliance required in the Annex B - Purchase Description and the Appendix 1 - Technical Information Questionnaire.

1.1.2 Substitutes and/or Alternatives

Bidders proposing substitutes and/or alternatives must provide all the information as detailed in Part 3, Section 1, - Substitutes and Alternatives to be considered for evaluation.

1.2 Mandatory Financial Evaluation Criteria

1.2.1 Bidders must provide with their bid the financial information requested in the bid solicitation and at Annex A - Pricing for items 001, 002, 003, 005.

1.2.2 The prices of the bid Bids must be in Canadian dollars, DDP Delivered Duty Paid at destination, Incoterms 2000, for the firm quantity for item 001 and 002 and FCA Free Carrier at Contractor's Canadian facility, Incoterms 2000 for optional quantities items 003 and 005. Canadian Custom Duties and Excise Taxes included where applicable, and Applicable Taxes are extra.

1.2.3 Aggregate Evaluated Price

Bids will be evaluated on an aggregate price basis for the firm quantity, optional quantity and familiarization instruction/training (option) as follows:

- a) the firm unit price for the firm quantity, the optional quantity and familiarization instruction/training (option) will be multiplied by their identified estimated quantities; and
- b) the sum of all results will determine the aggregate evaluated price.

Solicitation No. - N° de l'invitation

W8476-144846/A

Amd. No. - N° de la modif.

Buyer ID - Id de l'acheteur

hp912

Client Ref. No. - N° de réf. du client

File No. - N° du dossier

CCC No./N° CCC - FMS No/ N° VME

W8476-144846

hp912W8476-144846

2. Basis of Selection

A bid must comply with the requirements of the bid solicitation and meet all mandatory technical and financial evaluation criteria to be declared responsive. The responsive bid with the lowest evaluated aggregate price will be recommended for award of a contract.

PART 5 - CERTIFICATIONS

Bidders must provide the required certifications and documentation to be awarded a contract.

The certifications provided by bidders to Canada are subject to verification by Canada at all times. Canada will declare a bid non-responsive, or will declare a contractor in default, if any certification made by the Bidder is found to be untrue whether during the bid evaluation period or during the contract period.

The Contracting Authority will have the right to ask for additional information to verify the Bidder's certifications. Failure to comply with this request will also render the bid non-responsive or will constitute a default under the Contract.

1. Mandatory Certifications Required Precedent to Contract Award

1.1 Code of Conduct and Certifications - Related documentation

By submitting a bid, the Bidder certifies that the Bidder and its affiliates are in compliance with the provisions as stated in Section 01 Code of Conduct and Certifications - Bid of Standard Instructions 2003.. The related documentation therein required will assist Canada in confirming that the certifications are true.

1.2 Federal Contractors Program for Employment Equity - Bid Certification

By submitting a bid, the Bidder certifies that the Bidder, and any of the Bidder's members if the Bidder is a Joint Venture, is not named on the Federal Contractors Program (FCP) for employment equity "FCP Limited Eligibility to Bid" list

(http://www.labour.gc.ca/eng/standards_equity/eq/emp/fcp/list/inelig.shtml)

available from Human Resources and Skills Development Canada (HRSDC) - Labour's website.

Canada will have the right to declare a bid non-responsive if the Bidder, or any member of the Bidder if the Bidder is a Joint Venture, appears on the "FCP Limited Eligibility to Bid" list at the time of contract award. Canada will also have the right to terminate the Contract for default if a Contractor, or any member of the Contractor if the Contractor is a Joint Venture, appears on the "FCP Limited Eligibility to Bid" list during the period of the Contract.

The Bidder must provide the Contracting Authority with a completed Annex (C) Federal Contractors Program for Employment Equity - Certification, before contract award. If the Bidder is a Joint Venture, the Bidder must provide the Contracting

Authority with a completed annex Federal Contractors Program for Employment Equity - Certification, for each member of the Joint Venture.

2. Additional Certifications Precedent to Contract Award

The certifications listed below should be completed and submitted with the bid, but may be submitted afterwards. If any of these required certifications is not completed and submitted as requested, the Contracting Authority will so inform the Bidder and provide the Bidder with a time frame within which to meet the requirement. Failure to comply with the request of the Contracting Authority and meet the requirement within that time period will render the bid non-responsive.

2.1 Product Conformance

The Bidder certifies that all vehicles/equipment proposed conform, and will continue to conform throughout the duration of the contract, to all technical specifications of the purchase description(s).

This certification does not relieve the bid from meeting all mandatory technical evaluation criteria detailed in Part 4.

Bidder's authorized representative signature

Date

PART 6 - RESULTING CONTRACT CLAUSES

1. Security Requirement

There is no security requirement applicable to this contract.

2. Requirement

2.1 The Contractor must deliver quantity nine (9), SEMI-TRAILER, LOW BED, 45 TONNE and related items as described in Annex "A" - Pricing and in accordance with Annex "B" - Purchase Description SEMI-TRAILER, LOW BED, 45 TONNE.

2.2 The Contractor grants to Canada irrevocable options identified in Annex "A" - Pricing.

2.2.1 The options may only be exercised by the Contracting Authority and will be evidenced, for administrative purposes only, through a contract amendment.

2.2.2 The options may be exercised in whole or in part and on more than one occasion at the sole discretion of Canada, up to the maximum quantity identified in Annex "A" - Pricing.

2.2.3 The options may be exercised within Twelve (12) months after contract award.

2.3 Optional Extended Warranty Period (**if applicable**)

The Contractor grants to Canada the irrevocable option to extend the warranty period for an additional (to be inserted by PWGSC at time of contract award) months, under the same terms and conditions and at the price stated in the Contract at Annex "A" - pricing. The option may only be exercised by the Contracting Authority and will be evidenced, for administrative purposes only, through a contract amendment.

The Contracting Authority may exercise the option within ninety (90) calendar days after contract award and/or the exercising of an option by sending a written notice to the Contractor.

3. Standard Clauses and Conditions

All clauses and conditions identified in the Contract by number, date and title are set out in the Standard Acquisition Clauses and Conditions Manual (<http://sacc.pwgsc.gc.ca/sacc/index-e.jsp>) issued by Public Works and Government Services Canada.

3.1 General Conditions

2010A (2013-04-25) General Conditions - Goods (Medium Complexity), apply to and form part of the contract.

Section 09 entitled Warranty of general conditions 2010A is amended by deleting subsection 2 in its entirety and replacing it with the following:

The Contractor must pay the transportation cost associated with returning the Work or any part of the Work to the Contractor's plant for replacement, repair or making good. The Contractor must also pay the transportation cost associated with forwarding the replacement or returning the Work or part of the Work when rectified to the delivery point specified in the Contract or to another location as directed by Canada. If, in the opinion of Canada, it is not expedient to remove the Work from its location, the Contractor must carry out any necessary repair or making good of the Work at that location. In such cases, the Contractor will be responsible for all Costs (including travel and living expenses) incurred in so doing, Canada will not reimburse these Costs.

If action to effect repairs under warranty cannot be initiated within two (2) working days and completed within a reasonable length of time or if the Contractor has no repair facilities in the immediate vicinity (within 100 kilometres) of the specified delivery destinations (consignees), the Department of National Defence reserves the right to make such repairs and be reimbursed by the Contractor at the rate of \$103.91 per hour for labour and the cost for replaced parts.

All other provisions of the warranty section remain in effect.

4. Term of Contract

4.1 Delivery of Trailers

4.1.1 Firm Quantities

Delivery date of the Trailers must be made as follows:

Item 001 - quantity three (3) SEMI-TRAILER, LOW BED, 45 TONNE and related items must be delivered on or before _____ (Date to be inserted by PWGSC the Contracting Authority at time of contract award.)

Item 002 - quantity six (6) SEMI-TRAILER, LOW BED, 45 TONNE and related items must be delivered on or before _____ (Date to be inserted by PWGSC the Contracting Authority at time of contract award.)

4.1.2 Option Quantity

Item 003 - quantity up to five (5) SEMI-TRAILER, LOW BED, 45 TONNE and related items to be delivered within _____ calendar days after an option is exercised. (Days to be inserted by PWGSC the Contracting Authority at time of contract award.)

5. Authorities

5.1 Contracting Authority

The Contracting Authority for the Contract is:

Name: Neil Pearson
 Title: Supply Specialist
 Organization: Public Works and Government Services Canada - Acquisitions Branch
 LEFT Directorate, HP Division,
 7A2, Place du Portage, Phase 3, 11 Laurier Street, Gatineau Quebec,
 K1A 0S5
 Telephone: 819 956-3976
 Facsimile: 819 953-2953
 E-mail: neil.pearson@pwgsc-tpsgc.gc.ca

The Contracting Authority is responsible for the management of the Contract and any changes to the Contract must be authorized in writing by the Contracting Authority. The Contractor must not perform work in excess of or outside the scope of the Contract based on verbal or written requests or instructions from anybody other than the Contracting Authority.

5.2 Procurement Authority

The Procurement Authority for the Contract is:

Name: _____ (To be inserted by PWGSC at time of contract award.)
 Title: _____
 Organization: _____

Telephone: ____ - ____ - ____

Facsimile: ____ - ____ - ____

E-mail: _____

The Procurement Authority is the representative of the department or agency for whom the Work is being carried out under the Contract. The Procurement Authority is responsible for the implementation of tools and processes required for the administration of the Contract. The Contractor may discuss administrative matters identified in the Contract with the Procurement Authority however the Procurement Authority has no authority to authorize changes to the scope of the Work. Changes to the scope of Work can only be made through a contract amendment issued by the Contracting Authority.

5.3 Technical Authority:

The Technical Authority for the Contract is:

Name: _____ (To be inserted by PWGSC at time of contract award.)

Title: _____

Organization: _____

Telephone: ____ - ____ - ____

Facsimile: ____ - ____ - ____

E-mail: _____

The Technical Authority named above is the representative of the department or agency for whom the Work is being carried out under the Contract and is responsible for all matters concerning the technical content of the Work under the Contract. Technical matters may be discussed with the Technical Authority, however the Technical Authority has no authority to authorize changes to the scope of the Work. Changes to the scope of the Work can only be made through a contract amendment issued by the Contracting Authority.

5.4 Contractor's Representative

Name and telephone number of the person responsible for :

General enquiries

Name: _____ (To be completed by the bidder.)

Title: _____

Telephone: ____ - ____ - ____

Facsimile: ____ - ____ - ____

E-mail: _____

Delivery follow-up

Name: _____ (To be completed by the bidder.)

Title: _____

Telephone: ____ - ____ - ____

Facsimile: ____ - ____ - ____

E-mail: _____

5.5 After Sales Service

5.5.1 The following dealer and/or agent is authorized to provide after sales service, maintenance and warranty repairs and a full range of repair parts for the trailer/equipment offered:

Item 001

Name: _____

Address: _____

Telephone Number: _____

Distance between the delivery location and the dealer and/or agent: _____ km

Item 002

Name: _____

Address: _____

Telephone Number: _____

Distance between the delivery location and the dealer and/or agent: _____ km

6. Payment**6.1 Basis of Payment - Firm Unit Price(s)**

In consideration of the Contractor satisfactorily completing all of its

obligations under the Contract, the Contractor will be paid the firm unit price(s) specified in Annex "A" - Pricing, and as follows:

Basis of Payment (BOP) Type 1: Firm unit prices in Canadian dollars, Delivered Duty Paid at destination, Incoterms 2000, including Canadian Custom Duties and Excise Taxes included where applicable, and applicable Taxes are extra.

Basis of Payment (BOP) Type 2: Firm unit prices in Canadian dollars, FCA Free Carrier, Incoterms 2000 at Contractor's Canadian facility or Contractor's Canadian distribution point, including Canadian Custom Duties and Excise Taxes included where applicable, and applicable Taxes are extra.

Basis of Payment (BOP) Type 3: Price to be negotiated in Canadian dollars, Delivered Duty Paid at destination, Incoterms 2000, including Canadian Custom Duties and Excise Taxes included where applicable, and applicable Taxes are extra.

The transportation cost and/or Travel and living expense will be "negotiated" when Canada intends to exercise an option and has identified the applicable quantities and destinations. When requested by Canada, as a basis for negotiation, the Contractor must provide the transportation price(s) and/or Travel and living expense and relevant information.

Basis of Payment (BOP) Type 4: If exercised, the Contractor will be reimbursed its authorized travel and living expenses reasonably and properly incurred in the performance of the Work, at cost, without any allowance for profit and/or administrative overhead, in accordance with the meal, private vehicle and incidental expenses provided in Appendices B, C and D of the National Joint Council Travel Directive (<http://www.njc-cnm.gc.ca/directive/index.php>)

?sid=90&hl=1&lang=eng), and with the other provisions of the directive referring to "travellers", rather than those referring to "employees".

Canada will not pay the Contractor for any design changes, modifications or interpretations of the Work, unless they have been approved, in writing, by the Contracting Authority before their incorporation into the Work.

6.2 SACC Manual Clauses

H1001C Multiple Payments

2008-05-12

6.3 Exchange Rate/Payment on Delivery

6.3.1 The foreign currency component (FCC) is defined as the portion of the price or rate that will be directly affected by exchange rate fluctuation. The FCC should include all related taxes, duties and other costs paid by the Bidder and which are to be included in the adjustment amount.

6.3.2 For each line item where a FCC is identified, Canada assumes the risks and benefits for exchange rate fluctuation, as shown in the Basis of Payment. For such items, the exchange rate fluctuation amount is determined in accordance with the provision of this clause.

6.3.3 The total price paid by Canada on each invoice will be adjusted at the time of payment, based on the FCC and the exchange rate fluctuation provisions in the contract. The exchange rate adjustment amount will be calculated in accordance with the following formula:

$$\text{Adjustment} = FCC \times Qty \times (i_1 - i_0) / i_0$$

where formula variables correspond to:

FCC Foreign Currency Component (per unit)

i_0

Initial exchange rate (CAN\$ per unit of foreign currency [e.g. US\$1])

i_1

exchange rate for adjustments (CAN\$ per unit of foreign currency [e.g. US\$1])

Qty quantity of units

- 6.3.4 The initial exchange rate is typically set as the noon rate as published by the Bank of Canada on the solicitation closing date.
- 6.3.5 For goods, the exchange rate for adjustment will be the noon rate as published by the Bank of Canada on the date the goods were delivered. For services, the exchange rate for adjustment will be the noon rate on the last business day of the month for which the services were performed. For advance payments, the exchange rate for adjustment will be the noon rate on the date the payment was due. The most recent noon rate will be used for non-business days.
- 6.3.6 The Contractor must indicate the total exchange rate adjustment amount (either upward, downward or no change) as a separate item on each invoice or claim for payment submitted under the Contract. Where an adjustment applies, the Contractor must submit with their invoice form PWGSC-TPSGC 450 , Claim for Exchange Rate Adjustments.
- 6.3.7 The exchange rate adjustment will only be applied where the exchange rate fluctuation is greater than 2% (increase or decrease), calculated in accordance with column 8 of form PWGSC-TPSGC 450 (i.e $[i_1 - i_0] / i_0$).
- 6.3.8 Canada reserves the right to audit any revision to costs and prices under this clause.

7. Invoicing Instructions

- 7.1 The Contractor must submit invoices in accordance with the section entitled "Invoice Submission" of the general conditions including the Client Ref # BT440. Invoices cannot be submitted until all work identified in the invoice is completed. Suppliers are requested to provide invoices in electronic format unless otherwise specified by the Contracting Authority, thereby reducing printed material.

Each invoice must be supported by:

- (a) a copy of the release document and any other documents as specified in the Contract;

- 7.2 Invoices must be distributed as follows:

- (a) The original and one (1) copy must be forwarded to the following address for certification and payment:

National Defence Headquarters

Mgen George R. Pearkes Bldg
101 Colonel By Drive
Ottawa, Canada
K1A 0K2

Attention: DLP _____

- (b) One (1) copy must be forwarded to the PWGSC Contracting Authority identified under the section entitled "Authorities" of the Contract.

7.3 Holdback

A ten percent (10%) holdback will apply on the total price of each vehicle items 001, 002, and 003. on any due payment of the said trailer/equipment. Release of the holdback (10%) is conditional upon receipt and certified acceptance by inspection authority of the said trailer and all related items as identified in Annex "A" - Pricing.

Applicable Taxes must be calculated on the total amount of the claim before the holdback is applied. At the time the holdback is claimed, there will be no Taxes payable as it was claimed and payable under the previous invoice.

- (a) The original and one (1) copy of the invoice for the holdback must be forwarded to the Procurement Authority identified under the section entitled "Authorities" of the Contract.
- (b) One (1) copy must be forwarded to the Contracting Authority identified under the section entitled "Authorities" of the Contract.

8. Certifications

8.1 Compliance

Compliance with the certifications and related documentation provided by the Contractor in its bid is a condition of the Contract and subject to verification by Canada during the term of the Contract. If the Contractor does not comply with any certification, provide the related documentation or if it is determined that any certification made by the Contractor in its bid is untrue, whether made knowingly or unknowingly, Canada has the right, pursuant to the default provision of the Contract, to terminate the Contract for default.

8.2 Federal Contractors Program for Employment Equity - Default by the Contractor

The Contractor understands and agrees that, when an Agreement to Implement Employment Equity (AIEE) exists between the Contractor and HRSDC-Labour, the AIEE must remain valid during the entire period of the Contract. If the AIEE becomes invalid, the name of the Contractor will be added to the "FCP Limited Eligibility to Bid" list. The imposition of such a sanction by HRSDC will constitute the Contractor in default as per the terms of the Contract.

9. Applicable Laws

The Contract must be interpreted and governed, and the relations between the parties determined, by the laws in force in Ontario.

10. Priority of Documents

If there is a discrepancy between the wording of any documents that appear on the list, the wording of the document that first appears on the list has priority over the wording of any document that subsequently appears on the list.

- (a) the Articles of Agreement;
- (b) 2010A (2013-04-25) General Conditions - Goods (Medium Complexity);
- (c) Annex "A" - Pricing;
- (d) Annex "B" - Purchase Description - SEMI-TRAILER, LOW BED, 45 TONNE
- (e) Appendix 1- Technical Information Questionnaire -SEMI-TRAILER, LOW BED, 45 TONNE
- (f) Annex "C", Federal Contractors Program for Employment Equity - Certification
- (g) the Contractor's bid dated _____

11. SACC Manual Clauses

A1009C	Work Site Access	2008-05-12
A9006C	Defence Contract	2012-07-16
A9049C	Vehicle Safety	2011-05-16
C2800C	Priority Rating	2013-01-28
C2801C	Priority Rating - Canadian-based Contractors	2011-05-16
D3010C	Dangerous Goods/Hazardous Products	2012-07-16
D5510C	Quality Assurance Authority (DND) - Canadian-based Contractor	2012-07-16
D5515C	Quality Assurance Authority (DND) - Foreign-based and United States Contractor	2010-01-11
D5540C	ISO 9001:2008 Quality Management Systems - Requirements (QAC Q)	2010-08-16
D5604C	Release Documents - Foreign based Contractor	2008-12-12
D5605C	Release Documents - US based Contractors	2010-01-11

D5606C	Release Documents - Canadian-based Contractors	2012-07-16
D9002C	Incomplete Assemblies	2007-11-30
G1005C	Insurance	2008-05-12

12. Inspection and Acceptance

The Technical Authority or his representative is the Inspection Authority. All reports, deliverable items, documents, goods and all services rendered under the Contract are subject to inspection by the Inspection Authority or representative. Should any report, document, good or service not be in accordance with the Requirements and to the satisfaction of the Inspection Authority, as submitted, the Inspection Authority will have the right to reject it or require its correction at the sole expense of the Contractor before recommending payment.

13. Preparation for Delivery

The Trailer / equipment must be serviced, adjusted and delivered in condition for immediate use. The interior and exterior must be cleaned before leaving the factory and being released to inspection authority or consignee personnel at the final delivery location.

The fuel tanks must be at least half full prior to release of the Trailer(s) to inspection authority or consignee.

All trailers delivered to the consignee are to be delivered between the hours of 8:00 am and 4:00 pm Monday through Friday, except Federal holidays. Any attempt by the carrier to deliver trailers before or after these hours may be refused unless arrangements have been made for authorized, qualified personnel to be available to perform inspections and to accept the delivery. When the carrier is required to return due to its failure to make an appointment for delivery, Canada will not be liable to pay for additional costs.

14. Shipping Instructions - Delivery at Destination (For Firm quantities)

14.1 The Contractor must ship the goods prepaid DDP - Delivered Duty Paid (as detailed at Annex "A"- Pricing). Unless otherwise directed, delivery must be made by the most economical means. The Contractor is responsible for all delivery charges, administration, costs and risks of transport and customs clearance, including the payment of customs duties and taxes.

14.2 The Contractor must deliver the goods by appointment only. The Contractor or its carrier must arrange delivery appointments by contacting the contacts specified in Annex "A"- Pricing. The consignee may refuse shipments when prior arrangements have not been made.

15. Release Documents - Distribution

The Contractor must prepare the release documents and distribute them as follows:

- (a) Copy 1: mail to consignee marked: "Attention: Receipts Officer";
- (b) Copies 2 and 3: with shipment (in a waterproof envelope) to the consignee;
- (c) Copy 4: to the Contracting Authority;
- (d) Copy 5: to:
National Defence Headquarters
Mgen George R. Pearkes Building
101 Colonel By Drive
Ottawa, ON K1A OK2

Attention: DLP _____
- (e) Copy 6: to the Quality Assurance Representative;
- (f) Copy 7: to the Contractor;
- (g) Copy 8: all non-Canadian Contractors to:

DQA/Contract Administration
National Defence Headquarters
Mgen George R. Pearkes Building
101 Colonel By Drive
Ottawa, ON K1A OK2
E-mail: ContractAdmin.DQA@forces.gc.ca.

16. Post-Contract Award Meeting/Pre-Production Meeting

Within ten (10) working days of the receipt of the Contract, the Contractor must contact the Technical Authority to determine the details of a pre-production meeting. The meeting will be held at the Contractor's plant _____ (specify location). Cost of holding such pre-production meeting must be included in the price of the bid. Please note that the travel and living expenses for Government Personnel will be arranged and paid for by the Canada.

17. Progress Reports

The contractor must prepare and submit monthly progress reports in two (2) copies, one to the Procurement Authority and one copy of the report must also be forwarded to the Contracting Authority.

Each progress report must address the following questions:

- (a) Is the delivery on schedule?
- (b) Is the Contract free of any areas of concern in which the assistance or guidance of Canada may be required?
- (c) Each negative response must be supported with an explanation.

18. Tools and Loose Equipment

For shipment verification, all items and tools, which are shipped loose with the vehicle/equipment must be listed on the Inspection Certificate (CF 1280) or on an attached packing note.

19. Spare Parts Availability

The contractor must ensure that spare parts required to properly maintain and repair the complete trailer covered by this specification will be available for purchase by the Department of National Defence, or its authorized agents, for a period of 10 years.

20. Material

Material supplied must be new unused and of current production by manufacturer. (2013 model-year or newer). Be aware that this modifies 2010A 5 Condition of Material.

21. Design Changes

The "Design Change, Design Deviation and Waiver Procedure" as defined in National Defence Standard D-02-006-008/SG-0001 must apply.

22. Interchangeability

Unless changes during the production run are authorized by Procurement Authority, all trailers supplied against any one item of a contract must be the same make and model, and all like assemblies, sub-assemblies and parts must be interchangeable.

23. Packaging

Solicitation No. - N° de l'invitation

W8476-144846/A

Amd. No. - N° de la modif.

File No. - N° du dossier

hp912W8476-144846

Buyer ID - Id de l'acheteur

hp912

CCC No./N° CCC - FMS No/ N° VME

W8476-144846

The methods used for preservation and packaging must be in conformity with the Contractor's normal standard for domestic shipment or, if necessary, with standards for overseas shipment as below deck cargo.

24. Service at Delivery

The Contractor must send a Service Representative to each delivery destination to perform the assembly/preparation on all trailers delivered. Cost to provide this service must be included in the price of each trailer.

ANNEX “A” - PRICING

Item 001 SEMI-TRAILER, LOW BED, 45 TONNE (Firm Quantity)

The Contractor must deliver the Trailer/equipment including the sample manuals, approved manuals, CD of all manuals, data summary, photographs, warranty letter(s), line setting ticket and familiarization training in accordance with the attached Annex “B” - Purchase Description - SEMI-TRAILER, LOW BED, 45 TONNE

The SEMI-TRAILER, LOW BED, 45 TONNE and related items must be delivered to:

CFB Valcartier
Major Equipment Section
Bat 188
Garnison Valcartier
Courcelette Quebec

Delivery contact: _____ (Name to be inserted by PWGSC at time of contract award.)

Date of delivery: _____ (Date to be inserted by PWGSC at time of contract award.)

Firm unit price of \$ _____ per Trailer, including all equipment and related items, in accordance with Basis of Payment Type 1 (as detailed at Clause 6.1 Basis of Payment).

Quantity: Three (3)

Item 002 SEMI-TRAILER, LOW BED, 45 TONNE (Firm Quantity)

The Contractor must deliver the trailer/equipment including the approved manuals, warranty letter(s), Line setting ticket and familiarization training in accordance with the attached Annex “B” - Purchase Description - SEMI-TRAILER, LOW BED, 45 TONNE

The SEMI-TRAILER, LOW BED, 45 TONNE and related items must be delivered to:

CFB ASU Petawawa
Major Equipment Section
Petawawa Ontario

Delivery contact: _____ (Name to be inserted by PWGSC at time of contract award.)

Date of delivery: _____ (Date to be inserted by PWGSC at time of contract award.)

Firm unit price of \$ _____ per Trailer, including all equipment and related items, in accordance with Basis of Payment Type 1 (as detailed at Clause 6.1 Basis of Payment).

Quantity: Six (6)

Item 003 SEMI-TRAILER, LOW BED, 45 TONNE (Optional Quantity)

If this option is exercised, the Contractor must deliver the Trailer/equipment including approved manuals, warranty letters and line setting ticket in accordance with the attached Annex "B" - Purchase Description - SEMI-TRAILER, LOW BED, 45 TONNE

Firm unit price of \$ _____ per Trailer/equipement including all equipment and related items, in accordance with Basis of Payment Type 2 (as detailed at Clause 6.1 Basis of Payment).

Quantity: Up to Five (5)

Item 004 Transportation Cost (optional Quantities)

If optional vehicles are exercised, the contractor must deliver the Trailer/equipment to final destination detailed below.

The SEMI-TRAILER, LOW BED, 45 TONNE and ancillary items must be delivered to:

_____ (to be provided by PWGSC if an option is exercised)

Delivery contact: _____ (Name to be inserted by PWGSC if an option is exercised.)

Date of delivery: _____ (Date to be inserted by PWGSC if an option is exercised.)

Negotiated price: \$(to be negotiated if an option is exercised) per Trailer/equipment, for transportation cost, Delivered Duty Paid at destination, in accordance with Part 6, Basis of Payment Type 3.

Quantity: Up to Five (5)

(This item will not be included in the financial evaluation)

Item 005 Familiarization instructions/training (Option)

If this option is exercised, the Contractor must provide familiarization instruction/training, in accordance with the attached Annex "B" - Purchase Description - SEMI-TRAILER, LOW BED, 45 TONNE

Firm unit price of \$_____ in accordance with Basis of Payment Type 2 (as detailed at Clause 6.1 Basis of Payment).

Quantity: up to Five (5)

Item 006 Travel and Living for Familiarization Instruction/Training (Option)

All travel must have the prior authorization of the Technical Authority. All payments are subject to government audit.
All travel and living expenses incurred in the performance of the work outside Canada will be the Contractor's responsibility.

When requested by Canada, the Contractor must provide an estimated cost for the travel and living.

Estimated cost: _____ Familiarization Instruction/Training, for Travel and Living expenses, Delivered Duty Paid at destination, in accordance with Part 6, Basis of Payment Type 4.

Quantity: Up to five (5)

(This item will not be included in the financial evaluation)

Item 007 Optional Extended Warranty Period

Optional warranty coverage available: YES _____ NO _____

If yes, Canada requests that the Bidder provide details and pricing information of any optional extended warranty period available for the Trailer/equipment and any related items.

(This item will not be included in the financial evaluation)

If exercised, the warranty period will be extended for an additional period of _____ months/calendar days.

Firm unit price of \$_____ Basis of Payment Type 2 (as detailed in Part 6)



NOTICE

This documentation has been reviewed by the technical authority and does not contain controlled goods.

AVIS

Cette documentation a été révisée par l'autorité technique et ne contient pas de marchandises contrôlées.

10 October 2013

ANNEX “B”

PURCHASE DESCRIPTION

FOR

**SEMI-TRAILER, LOW BED, 45 TONNE, (100,000 LBS), MSVS RECOVERY
VARIABLE HEIGHT, 35 FOOT ULTRA LOW DECK, HYDRAULIC,
REMOVABLE GOOSENECK, TRI-AXLE**

1.Scope

1.1 Scope This document covers a semi-trailer, low bed, 45 tonne payload, variable height 10.6 m (35 foot) deck. This trailer will be used primarily to transport heavy equipment on gravel and paved roads.

1.2 Instructions - The following instructions **shall** be applied to this Purchase Description:

- (a) Requirements, which are identified by the word “**shall**”, are mandatory. Deviations will not be permitted.
- (b) Requirements identified by “**shall**^(E)”, are mandatory. However, the Technical Authority will consider alternatives for acceptance as a Technical Authority Approved Equivalent. "Technical Authority Approved Equivalent" is defined as an alternative standard, design, feature, or component that is evaluated by the Technical Authority and determined to meet the specified requirements for equivalent standard, form, fit, function and performance as applicable.
- (c) Requirements identified with a “will” define actions to be performed by the Crown and require no action/obligation on the Contractor’s part.
- (d) Where “**shall**”, “**shall**^(E)”, or “will” are not used, the information provided is for guidance only.
- (e) In this document “provided” **shall** mean, “provided and installed”.
- (f) Where a standard is specified and the Contractor has offered an equivalent, that equivalent standard **shall** be provided, upon request.

- (g) Where certification is required, the Contractor **shall** provide the certification or acceptable proof of compliance, upon request.
- (h) Metric measurements **shall** be used as defining the requirement. Other measurements are reference only and may not be exact conversions.
- (i) Dimensions stated as nominal **shall** be treated as approximate dimensions. Nominal dimensions reflect a method by which materials or products are generally identified for sale commercially, but which differ from the actual dimensions.

1.3 Definitions - The following definitions **shall** be applied to the interpretation of this Purchase Description:

- (a) “Technical Authority” (TA) is the government official responsible for technical management of this requirement. The Technical Authority is the Director Support Vehicles Program Management.
- (b) “Technical Authority Approved Equivalent” means a standard, means, or component type, which has been evaluated by the Technical Authority and determined to meet the specified requirements for form, fit, function, and performance.
- (c) “Guidance” is defined as a requirement that may be followed. The guidance is provided to indicate a preferred component Make and Model or dimension that would be best for the application. However, deviating from a guidance doesn’t consider the bid non-compliant.

2. APPLICABLE DOCUMENTS

2.1 Government Furnished Documents - NOT APPLICABLE

2.2 Other Publications - The following documents form part of this Purchase Description. Web sites for the organization are given when available. Effective documents are those in effect on date of manufacture. Sources are as shown:

Canadian Motor Vehicle Safety Standards (CMVSS)
Transport Canada,
Road Vehicle and Motor Vehicle Regulation,
330 Sparks Street,
Ottawa, Ontario K1A 0N5
<http://www.tc.gc.ca/acts-regulations/GENERAL/M/mvsa/menu.htm>

Society of Automotive Engineers (SAE) Handbook
400 Commonwealth Dr.,
Warrendale, PA, 15096
<http://www.sae.org>

3. REQUIREMENTS

3.1 Standard Design - The system shall:

- (a) Be the manufacturer's latest model having demonstrated industry acceptability by having been manufactured and sold commercially for at least 2 years, or, shall be manufactured by a company that has at least 5 years experience in design and manufacturing of a comparable type of equipment of equivalent or greater complexity.
- (b) Have engineering certification available, upon demand, for this application from the original manufacturers of major equipment systems and assemblies.
- (c) Conform to all applicable laws, regulations and industrial standards governing manufacture, safety, noise levels and pollution in effect in Canada at the time of manufacture.
- (d) Have system and component capacities not greater than their published ratings (i.e. product or component brochures).

3.2 Safety Standards

3.2.1 Safety Regulations - The system shall meet the provisions of the Canada Motor Vehicle Safety Act in effect on the date of manufacture of the system.

3.2.2 Human Engineering and Safety

The Canadian Forces (CF) population of Users shall be able to safely use and operate the trailer / equipment.

The trailer / equipment shall have entry and exit points equipped with handles and steps appropriately sized and positioned to be employed by CF Users having anthropometric characteristics ranging from 95th percentile male characteristics to 5th percentile female characteristics. Where required for operator safety the trailer shall be equipped with safety features such as warning and instruction plates, non-slip walking surfaces and heat shields.

3.3 Maintainability All maintenance and repair tasks, especially routine operator maintenance, shall be easy to perform with a minimum of special tools and skills.

3.4 Operating Conditions The system, under all load conditions, shall operate safely and efficiently as follows without degradation in performance, reliability and maintainability:

- (a) On paved roads, gravel roads and dirt roads with severe washboard and pot holes.
- (b) In the temperature range of -40°C to 37°C (-40°F to 98°F).
- (c) With the stated payload under all operating conditions.

3.5 Speed The trailer shall^(E) be capable of being towed at a nominal speed of 110-km/h (68-mph).

3.6 Semi-Trailer A tridem, dual wheel, axle semi-trailer shall be provided.

3.6.1 Payload The trailer shall be capable of carrying a uniformly distributed load up to 45 tonnes (100,000 lbs). The trailer shall be capable of carrying a Canadian MSVS at maximum weight. Weights and Dimensions for a Canadian MSVS can be found in Appendix A.

3.6.2 Dimensions The following apply:

- (a) The trailer shall have a nominal width of 2,615 mm (102 inches) with extensions to increase the width to 3048 mm (120 inches).
- (b) The trailer shall have a total working deck length of at least 10.6 m (35 feet).
- (c) The trailer kingpin setback shall^(E) be 406 mm (16 inches) from the nose of the gooseneck.
- (d) The trailer shall have an adjustable height kingpin. The kingpin height shall^(E) have a range of 1,397 mm (55 inches) in the heights position to 1,219 mm (48 inches) in the lowest position.
- (e) The trailer when loaded with a Canadian MSVS shall have a maximum height of 4.1m.

3.7. Auxiliary Power Systems

3.7.1 Engine The following apply:

- (a) An engine to power the hydraulic system(s) shall be provided. The engine shall^(E) be located in the rear of the trailer and mounted on appropriate mounts to reduce vibration. Engine mounting shall not impede stowage of items on rear deck.
- (b) The engine shall be protected from the elements in an engine compartment. The engine compartment access door(s) shall^(E) be mounted on hinges that are designed to allow the door(s) to be swung open or lifted straight up. This feature is required to allow the operator access to the engine compartment when the trailer is transporting a load that prohibits the door(s) from being swung open. The door(s) shall^(E) have means to stay open when the operator is working on the engine. The door(s) shall have louver(s) to allow air flow into the engine compartment. Louver dimension shall^(E) be 20-cm (8-inches) x 20-cm (8-inches).
- (c) All engine controls and instrument gauges shall be mounted in a luminated, weatherproof compartment on the left exterior side of the gooseneck.
- (d) The engine shall^(E) have a magnetic drain plug for the oil pan.
- (e) The engine compartment shall^(E) have a heater.
- (f) The engine shall be supplied with a 120-volt engine block/oil heater.
- (g) The engine compartment shall^(E) be illuminated with LED working lights. The light switch control shall^(E) be mounted in the weatherproof compartment indicated in paragraph “b”.

(h) The engine exhaust shall^(E) be directed away from all controls, wiring and hoses.

3.7.2 Engine Shut-down Protection The engine shall have both an automatic low oil pressure shutdown device and an automatic high temperature shutdown device.

3.7.3 Engine Instruments Engine operating parameters shall^(E) be output to illuminated gages. Engine temperature, engine oil pressure, engine output voltage and engine running time (measured in hours) shall be displayed on the instrument panel.

3.7.4 Batteries A heavy-duty maintenance free battery(s) shall be provided. The battery(s) shall^(E) have a minimum total capacity of 700-CCA.

3.7.5 Filtration Systems The following shall be provided:

(a) The engine shall have a dry type air filter with replaceable elements.

(b) The engine fuel and oil filters shall be spin off replaceable type.

3.7.6 Fuel Tank A fuel tank with a minimum capacity of 18-litres shall^(E) be provided. The fuel tank shall be equipped with a fuel gauge.

3.8 Brakes The trailer shall be equipped with an air brake system. The following applies:

(a) The brakes shall be an anti-lock braking system (ABS) equipped with Four Sensors and Two Modules – 4S/2M, and the centre axle slaved to the forward axle.

(b) The brakes shall be S-Cam type air brakes.

(c) All trailer axles shall be equipped with long stroke, spring actuated brake chambers.

(d) The brakes shall have automatic slack adjusters.

(e) The brake housings shall have dust shields.

(f) The air tanks shall be equipped with remote cable operated drain valves with heated moisture expelling valve(s)

(g) The brakes shall have colour coded glad hand couplers with dummy glad hand couplers equipped with a safety chain provided for each glad hand.

3.9 Axles Tridem, dual wheel axles shall be provided. The axle capacity shall be at least 11,340-kg (25,000-lbs) each.

3.10 Suspension The suspension capacity shall be at least 11,340-kg (25,000-lbs) each. The following applies:

(a) The trailer shall have an automatic height control valve.

- (b) The trailer shall have a manual suspension air dump valve.
- (c) The trailer shall have shock absorbers on all axles.
- (d) The trailer shall have an air gauge to assist the operator in evenly distributing the load.
- (e) The trailer shall have suspension travel limiters. These are devices that prevent suspension over-travel while slinging or lifting the trailer for decking or sea transport. The devices shall^(E) be cables or chains fastened to the suspension beam or axle and the under frame at a length approximately equal to or less than the shock absorber extended stroke. The use of shock absorbers as travel limiters is not acceptable.

3.11 Wheels, Tires and Rims

- (a) The trailer wheels shall have size and ply ratings which comply with the Tire and Rim Association Standards.
- (b) The trailer wheels shall have sufficient tire load capacity so the trailer loaded to rated capacity and equipped with all options does not exceed the full speed capacity of the tires. Tire pressures shall be marked near the tire location.
- (c) The trailer shall have a hubodometer reading in kilometres.
- (d) The trailer rims shall be non-polished aluminum wheels.
- (e) The trailer shall be equipped with wheel nut torque indicators.
- (f) **Spare Tires** Two spare tire/wheel assemblies shall be provided. The spare tire/wheel assemblies shall^(E) be mounted on the trailer gooseneck. The Technical Authority will approve the spare tire mounting location.

3.12 Electrical System The following applies:

- (a) The engine shall have a keyless ignition “Start/Stop” switch.
- (b) The engine shall be equipped with a suitably sized alternator to maintain a full charge at the batteries.
- (c) The trailer shall be equipped with a multi voltage system: a 12 volt negative ground electrical system in accordance with CMVSS and a 24 volt SMP (Standard Military Pattern) compliant system.
- (d) The trailer shall have two connectors located in accordance with SAE Recommended Practice J702. One connector shall be a seven-pin 12-volt trailer receptacle for commercial use. The second connector shall be compatible with a SMP system.
- (e) All electrical components shall^(E) be easily accessible for servicing.

- (f) **Protected Wiring** - The wiring **shall** be protected by design and positioning to prevent damage and contact with spilled hydrocarbon fuels. This **shall** meet the minimum requirements of NFPA 407 (paragraph referring to **Vehicle Lighting and Electrical Equipment**). This **shall** include as a minimum electrical wiring used for the connection to the tractor vehicle designed for heavy-duty use, with positive engaging connectors, which are mounted securely to the trailer.
- (g) A coloured wiring schematics for the trailer **shall** be provided. The wiring schematics **shall** include details of the multi voltage LED lighting system, engine wiring and all other trailer electrical components.

3.13 Lighting The following applies:

- (a) All trailer lighting **shall** be multi voltage LED lights.
- (b) SMP blackout lighting is not required.
- (c) The trailer lights and reflectors **shall^(E)** be recessed or otherwise protected from damage.
- (d) The trailer clearance lights and reflectors **shall** be installed in accordance with CMVSS standards for commercial operations. This **shall** include:
 - i Three red identification lights in a cluster, at the centre of the rear of the trailer.
 - ii At least one license plate light.
 - iii Four red clearance lights.
 - iv Two amber clearance lights one each side at the front.
 - v Four red reflectors positioned at each rear corner.
 - vi Trailer mid section clearance and signal lights.
- (d) The trailer **shall** be provided with two detachable amber strobe lights, one at each rear corner of the trailer. The amber strobe lights **shall** be activated when the trailer running lights are activated.
- (e) The trailer **shall** be provided with four adjustable working lights mounted outside of engine compartment. Two **shall^(E)** be facing forward and two facing rearward. The light switch **shall^(E)** be mounted outside the compartment and **shall^(E)** be weather resistant.
- (f) A LED strobe light bar for the wide load sign **shall** be provided. The strobe light bar **shall** be activated when the trailer running lights are activated.
- (f) Wide load pullout lights at the front and rear corners **shall** be provided.

3.14 Trailer Construction

- (a) The trailer frame shall be reinforced for towing points.
- (b) The main frame beams shall^(E) be constructed of high strength steel with yield strength of at least 689-MPa (100,000-psi) and load bearing cross members constructed of high strength steel with yield strength of at least 552-MPa (80,000-psi).
- (c) The trailer deck shall be equipped with side extensions (outriggers). The side extensions shall add at least 254-mm (10-inches) to each side of the trailer, for a total of at least a 508-mm (20-inch) increase to the overall width. The side extensions shall be equipped with suitable, removable planking. The planking shall be the length of the working/main deck. The side extensions shall have the capacity to support a load equivalent to the deck area and shall have a lockable device to secure the side extensions in place. When not in use, the side extensions shall fold out of the way to a secured position.
- (d) The trailer shall be equipped with two tapered, flip-up, ramps one on each side of the trailer. The ramps shall^(E) be located between the outside edge and the side of the gooseneck, and be as wide as possible. Ramps shall be securely stowed using chains while not in use. The ramps will be used to facilitate the loading of wheeled vehicles.
- (e) Two hinged bridging plates located between the main deck and the rear portion of the trailer over the axles shall be provided. These plates will allow wheeled vehicles to access the rear of the trailer, when the main deck is in its highest position, and shall^(E) be approximately the same width as the front flip-up ramps. The plates shall be capable of supporting an 8,165-kg (18,000-lbs) front axle load of a vehicle.
- (f) All pin and pivot holes shall^(E) be equipped with replaceable bushings. The surface of each pin shall^(E) be knurled/spiralled to allow grease to encircle the pin and reach the end plate.

3.14.1 Deck Floor The deck floor :

- (a) The deck floor shall^(E) be 64-mm (2.5-inches), rough, fir planks. The rear deck area shall be steel checker plate.
- (b) The deck floor shall^(E) be treated with Linseed oil.
- (c) The rear deck shall cover the top wheel openings as this area will be used to transport vehicles or cargo.

3.14.2 Features The following, with nominal dimensions, shall be provided:

- (a) Exterior Side Tie-down Points. The trailer shall^(E) be equipped with eight tie-down points (D-rings) on each exterior side beam and an additional four tie-down points (D-rings) on each side of the decking above the tridem axles. Two additional flush mounted tie-down points (D-rings), one on each side, at the rear of the trailers shall^(E) be provided. Tie-down rating shall be at least 9,072-kg (20,000-lbs)

- (b) Main Deck/Rear Deck Mounted Tie-down Points. Two rows, evenly spaced, recessed flush mounted tie-down rings with drain holes, bolted to the main deck floor and not more than 203-mm (8-inches) from the sides shall^(E) be provided. Each row will contain nine tie-downs. Additional tow rows of four tie-downs on each side of the rear deck shall be provided. Tie-down rating shall be at least 9,072-kg (20,000-lbs).
- (c) Gooseneck Mounted Tie-down Points. Two rows of two tie-downs on the gooseneck shall be provided. Tie-down rating shall be at least 9,072-kg (20,000-lbs).
- (d) Storage Compartments. Two, lockable, upper deck, storage compartments shall be provided. The compartments floor shall^(E) be covered with DRI decking. The floor of the compartment(s) shall be equipped with drain holes with evacuation valves.

The following compartment size is provided as guidance: 152-mm (6-inches) high by 279-mm (11-inches) wide by 737-mm (29-inches) deep.

3.14.3 Kingpin A 51-mm (2-inch) kingpin shall be provided.

3.15 Hydraulic System The following applies:

- (a) The hydraulic system shall^(E) have a 45-litre capacity reservoir tank. The tank shall^(E) include;
 - i An intake filter screen.
 - ii An inspection plate bolted to a raised lip located on the top of the tank.
 - iii An external fluid level indicator.
- (b) Two hydraulic filters, one located in the pressure line and the other located in the return line shall be provided.
- (c) Auxiliary couplers with captive protective caps and a selector valve in order to power the system from an external source shall be provided. The couplers and selector valve shall^(E) be conveniently mounted on the left or right exterior side of the gooseneck.
- (d) A Wet kit connector on the front of the gooseneck shall be provided.
- (e) All forward hydraulic controls shall^(E) be conveniently located on the left exterior side of the gooseneck.
- (f) Hydraulic schematics for the entire hydraulic system shall be provided.

3.16 Winch A hydraulic winch shall be provided. The following applies:

- (a) The winch shall^(E) have a first layer load capacity of at least 13,608-kg (30,000-lbs);
- (b) The winch shall^(E) be equipped with a minimum of 38.5-metre (85-foot), 5/8-inch cable with a suitably sized hook;

- (c) The winch shall^(E) be equipped with dual slope winch cable rollers at the front of the gooseneck;
- (d) The winch shall^(E) be equipped with air cable tensioner;
- (e) The winch shall^(E) be equipped with air operated winch free wheel;
- (f) The winch shall^(E) be provided with remote control for winch operation;
- (g) The winch shall be located in the rear of the trailer below deck level; and
- (h) The winch shall^(E) be equipped with a four (4) roller fairlead.

3.17 Miscellaneous Equipment

3.17.1 Equipment Location All systems and components shall be properly located and/or protected from road hazards such as water, mud and gravel.

3.17.2 Towing/Tie-down Points Two rear towing points positioned and of sufficient strength to permit recovery shall be provided.

3.17.3 Mud Flaps Rubber mud flaps rear of the rear axle shall^(E) be provided.

3.17.4 Conspicuity Tape Strips of reflective tape shall be applied in accordance with Transport Canada regulations.

3.17.5 Licence Plate Holder An illuminated rear licence plate holder shall be provided.

3.17.6 Document Holder A document holder shall be provided. The holder shall^(E) be installed on the left front of the semi trailer deck.

3.18 Paint and Corrosion Protection The trailer shall be painted in accordance with the manufacturer's best production procedures using standard commercial practices and materials, rendering a durable finish of the required film thickness and a smooth appearance free from runs, sag and orange peel. The finish shall be olive drab 34088 in accordance with FED STD 595. All additional lettering and symbols on the outside of the trailer shall be flat black using paint compatible with the topcoat selected. The colour shall^(E) be flat black 37030 in accordance with FED STD 595.

3.18.1 Corrosion Protection System The following applies:

- (a) Dissimilar metals shall be protected against galvanic corrosion.
- (b) In addition to standard factory rustproofing, a rust prevention coating shall be applied to the trailer underbody. The product applied shall^(E) be a commercial product such as Krown Rust, or Rust Check. A decal and warranty papers shall^(E) accompany the trailer.

3.19 Miscellaneous

3.19.1 Identification Plate The following information shall be provided as a minimum, permanently marked and in a conspicuous and protected location:

- (a) Manufacturer, model, model year and serial number.
- (b) GAWR and GVWR ratings.

3.19.2 Warning and Instruction Plates

- (a) The warning and instruction plates shall be within easy view of the user and in accordance with standard commercial practice.
- (b) The warning and instruction plates shall be international symbols and/or bilingual markings.
- (c) The warning and instruction plates shall have instructions for engine starting and any other special procedures to be followed.
- (d) All tie-down locations as described in section 3.14.2 shall have the maximum load rating permanently marked at each location.

3.19.3 Lubricants and Fluids The trailer shall^(E) be serviced with standard lubricants and fluids compatible with the delivery location and season.

3.20 Deliverable Information The following is applicable to the complete system. The following items shall be provided:

- (a) **Equipment Manuals** – The following manuals shall be provided:
 - i. **Operator's/Owner's Manuals** – Operator's manuals shall be furnished in a bilingual format or as 2 manuals in a single binder (one English, one French). **A hard copy of the Operator's manual shall be delivered with each trailer.**
 - ii. **Parts Manuals** – The Parts Manuals shall be in English (French translation is desirable).
 - iii. **Maintenance (Shop Repair) Manuals** - The Maintenance (Shop Repair) Manual shall be in English (French translation is desirable).
 - iv. A copy of the manuals on CD/DVD-ROM will be acceptable. This shall include all the manuals provided in clauses 3.20 (a) i, ii and iii. For usability, CD/DVD-ROM **shall not** require password to be accessed. The mandatory requirement as detailed in paragraph 3.20(a) i shall be met.
 - v. **Sample Manuals** – A set of Sample Manuals, including all of the above manuals. The sample manuals shall be delivered to the Technical Authority 15 working days before delivery of trailers. Sample manuals will not be returned. The Technical Authority will provide manual approval or comments within 30 days.

- (b) **Data Summary** – The Contractor **shall** provide a Data Summary to the Technical Authority for each complete trailer make/model furnished. The Contractor **shall** complete Data Summary by filling in the required data and an electronic picture into a Data Summary template provided by the Technical Authority.
- (c) **Photographs** – The contractor **shall** provide the Technical Authority with two (2) digital pictures, one of the left front three-quarter view, and one of the right rear three-quarter view. All pictures **shall**^(E) be taken with a clear uncluttered background.
- (d) **Warranty Letter** – The contractor **shall** provide a copy of the completed Warranty Letter with each trailer shipped in the format approved by the Technical Authority. The Contractor **shall** send a copy of the completed Warranty Notification Letter to the Technical Authority for each trailer shipped, at shipment. A copy of the Warranty Letter **shall** be forwarded to the Technical Authority in electronic format.
- (e) **Line Setting Ticket** – The Contractor **shall** provide a Line Setting Ticket, or equivalent, describing the components provided on the system. One copy of the Line Setting Ticket **shall** accompany each completed trailer to the final delivery point. One copy of the Line Setting Ticket **shall** be forwarded to the Technical Authority as soon as they are available.
- (f) **Familiarization** - A Contractor representative **shall** provide a minimum of four (4) hours of Operator familiarization training to a maximum of eight (8) persons and a minimum of four (4) hours of Maintainer familiarization training to a maximum of eight (8) persons. A proof of familiarization instruction completion **shall** be provided through a Familiarization Instruction Completion Form. The Form **shall** be completed and signed by an authorized representative. The form **shall** accompany the payment invoice. Familiarization **shall** be available in French and English. The Technical Authority will provide Familiarization Instruction Completion Form template.

4. QUALITY ASSURANCE PROVISIONS

4.1 Quality System Requirements- The Contractor's Quality System **shall** be in compliance with Quality Assurance Clause found in the Contract. The contractor **shall** be responsible for the Quality System. The Quality Assurance Representative (QAR) will assure that the contractor is providing a Quality System.

4.2 Performance and Verification Testing- The first system **shall** be examined and performance tested by the contractor, to ensure item by item conformance to specified requirements. The QAR and/or the Technical Authority may witness this testing and operate the system sufficiently to assess the handling characteristics.

APPENDIX A – Weights and Dimensions

Note: Information contained within Appendix A has been reproduced from: C-32-F41-000/MA-000, Data Summary, Truck, 8 Tonnes, 6x6 Cargo, MSVS, MILCOTS, Canadian Series Field Engineer. Dated: 2010-09-08. Some illustrations have been modified from the original document.

All Dimensions provided are in millimetres (mm).

WEIGHTS AND DIMENSIONS

Curb Weight	15043 kg (33,009 lbs)
Gross Vehicle Weight Rating	21772 kg (48,000 lbs)
Payload Capacity	6729 kg (14,991 lbs)
Towed Load Capacity	9979 kg (22,000 lbs)
Overall Length	11113.35 mm (437.53 in.)
Overall Height	3754.00 mm (143.74 in.)
Overall Width	2580.67 mm (101.60 in.)
Cab Height to Ground (Including Storage Box)	3232.00 mm (127.24 in.)
Cargo Box Length (Over All)	3918.00 mm (154.25 in.)
Cargo Box Length (Outside Bulkhead)	3821.00 mm (150.43 in.)
Cargo Box Length (Inside Bulkhead)	3625.00 mm (142.16 in.)
Cargo Box Width (Inside Bulkhead)	2378.01 mm (93.62 in.)
Cargo Box Width (Outside Bulkhead)	2498.66 mm (98.37 in.)
Cargo Box Floor Height	1621.70 mm (63.85 in.)
Wheel Base	6650.00 mm (261.81 in.)
Front Track Width	2159.00 mm (85.00 in.)
Rear Track Width	2139.95 mm (84.25 in.)
Pintle Hook Height	959.00 mm (37.76 in.)

Tires

Make	Michelin
Type	XZL - Load range J
Size	395/85R20

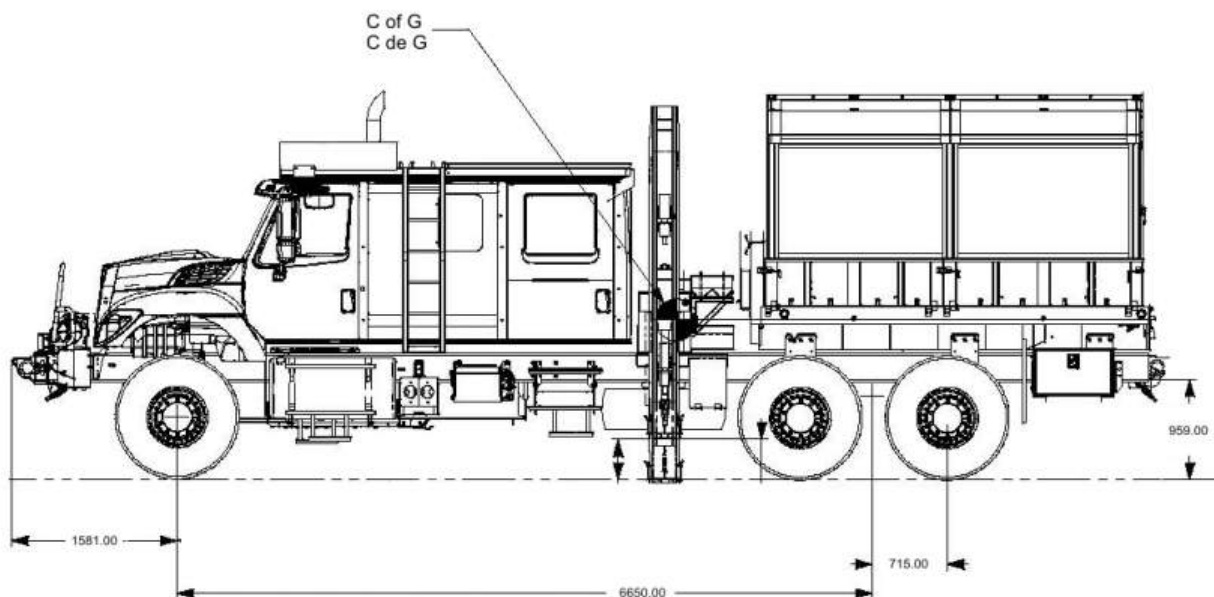


Figure 1: Left Side

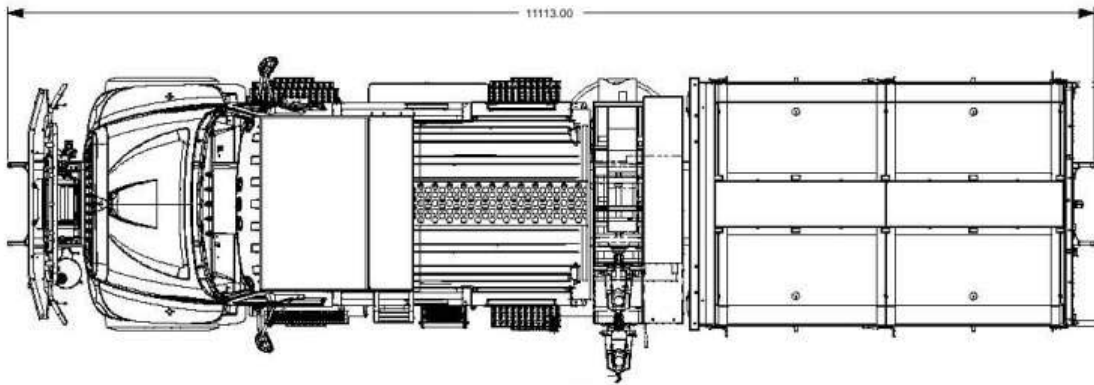


Figure 2: Top View

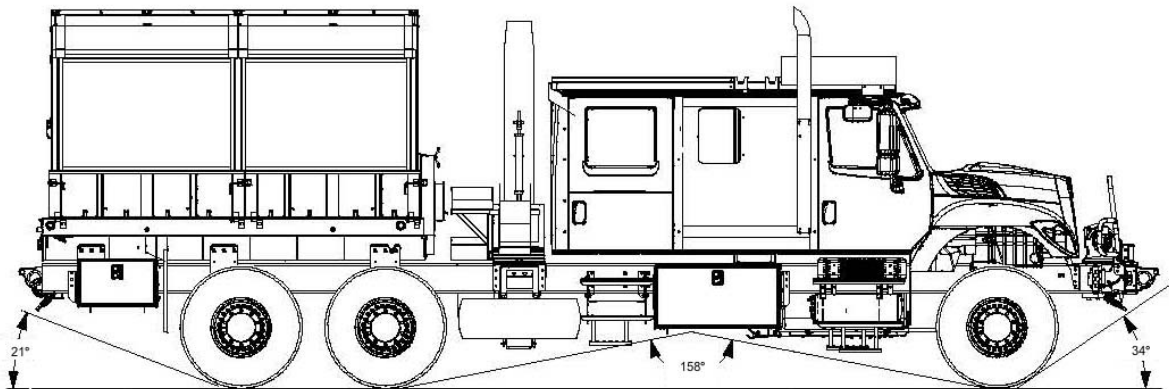


Figure 3: Right Side - Approach

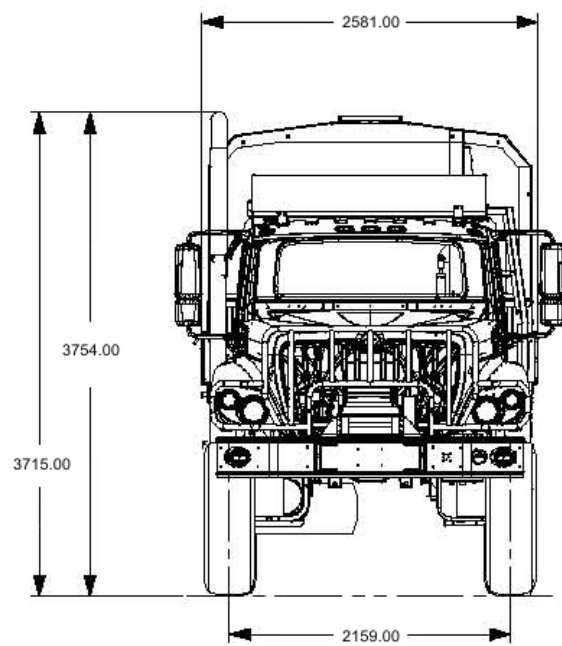


Figure 4: Front View



NOTICE

This documentation has been reviewed by the technical authority and does not contain controlled goods.

AVIS

Cette documentation a été révisée par l'autorité technique et ne contient pas de marchandises contrôlées.

July 18, 2013

ANNEX “B”

PURCHASE DESCRIPTION

FOR

**SEMI-TRAILER, LOW BED, 45 TONNE, (100,000 LBS), MSVS RECOVERY
VARIABLE HEIGHT, 35 FOOT ULTRA LOW DECK, HYDRAULIC,
REMOVABLE GOOSENECK, TRI-AXLE**

1.Scope

1.1 Scope This document covers a semi-trailer, low bed, 45 tonne payload, variable height 10.6 m (35 foot) deck. This trailer will be used primarily to transport heavy equipment on gravel and paved roads.

1.2 Instructions - The following instructions **shall** be applied to this Purchase Description:

- (a) Requirements, which are identified by the word “**shall**”, are mandatory. Deviations will not be permitted.
- (b) Requirements identified by “**shall**^(E)”, are mandatory. However, the Technical Authority will consider alternatives for acceptance as a Technical Authority Approved Equivalent. "Technical Authority Approved Equivalent" is defined as an alternative standard, design, feature, or component that is evaluated by the Technical Authority and determined to meet the specified requirements for equivalent standard, form, fit, function and performance as applicable.
- (c) Requirements identified with a “will” define actions to be performed by the Crown and require no action/obligation on the Contractor’s part.
- (d) Where “**shall**”, “**shall**^(E)”, or “will” are not used, the information provided is for guidance only.
- (e) In this document “provided” **shall** mean, “provided and installed”.
- (f) Where a standard is specified and the Contractor has offered an equivalent, that equivalent standard **shall** be provided, upon request.

- (g) Where certification is required, the Contractor **shall** provide the certification or acceptable proof of compliance, upon request.
- (h) Metric measurements **shall** be used as defining the requirement. Other measurements are reference only and may not be exact conversions.
- (i) Dimensions stated as nominal **shall** be treated as approximate dimensions. Nominal dimensions reflect a method by which materials or products are generally identified for sale commercially, but which differ from the actual dimensions.

1.3 Definitions - The following definitions **shall** be applied to the interpretation of this Purchase Description:

- (a) “Technical Authority” (TA) is the government official responsible for technical management of this requirement. The Technical Authority is the Director Support Vehicles Program Management.
- (b) “Technical Authority Approved Equivalent” means a standard, means, or component type, which has been evaluated by the Technical Authority and determined to meet the specified requirements for form, fit, function, and performance.
- (c) “Guidance” is defined as a requirement that may be followed. The guidance is provided to indicate a preferred component Make and Model or dimension that would be best for the application. However, deviating from a guidance doesn’t consider the bid non-compliant.

2. APPLICABLE DOCUMENTS

2.1 Government Furnished Documents - NOT APPLICABLE

2.2 Other Publications - The following documents form part of this Purchase Description. Web sites for the organization are given when available. Effective documents are those in effect on date of manufacture. Sources are as shown:

Canadian Motor Vehicle Safety Standards (CMVSS)
Transport Canada,
Road Vehicle and Motor Vehicle Regulation,
330 Sparks Street,
Ottawa, Ontario K1A 0N5
<http://www.tc.gc.ca/acts-regulations/GENERAL/M/mvsa/menu.htm>

Society of Automotive Engineers (SAE) Handbook
400 Commonwealth Dr.,
Warrendale, PA, 15096
<http://www.sae.org>

3. REQUIREMENTS

3.1 **Standard Design** - The system **shall**:

- (a) Be the manufacturer's latest model having demonstrated industry acceptability by having been manufactured and sold commercially for at least 2 years, or, **shall** be manufactured by a company that has at least 5 years experience in design and manufacturing of a comparable type of equipment of equivalent or greater complexity.
- (b) Have engineering certification available, upon demand, for this application from the original manufacturers of major equipment systems and assemblies.
- (c) Conform to all applicable laws, regulations and industrial standards governing manufacture, safety, noise levels and pollution in effect in Canada at the time of manufacture.
- (d) Have system and component capacities not greater than their published ratings (i.e. product or component brochures).

3.2 **Safety Standards**

3.2.1 Safety Regulations - The system **shall** meet the provisions of the Canada Motor Vehicle Safety Act in effect on the date of manufacture of the system.

3.2.2 **Human Engineering and Safety**

The Canadian Forces (CF) population of Users **shall** be able to safely use and operate the trailer / equipment.

The trailer / equipment **shall** have entry and exit points equipped with handles and steps appropriately sized and positioned to be employed by CF Users having anthropometric characteristics ranging from 95th percentile male characteristics to 5th percentile female characteristics. Where required for operator safety the trailer **shall** be equipped with safety features such as warning and instruction plates, non-slip walking surfaces and heat shields.

3.3 Maintainability All maintenance and repair tasks, especially routine operator maintenance, **shall** be easy to perform with a minimum of special tools and skills.

3.4 Operating Conditions The system, under all load conditions, **shall** operate safely and efficiently as follows without degradation in performance, reliability and maintainability:

- (a) On paved roads, gravel roads and dirt roads with severe washboard and pot holes.
- (b) In the temperature range of -40°C to 37°C (-40°F to 98°F).
- (c) With the stated payload under all operating conditions.

3.5 Speed The trailer **shall**^(E) be capable of being towed at a nominal speed of 110-km/h (68-mph).

3.6 Semi-Trailer A tridem, dual wheel, axle semi-trailer shall be provided.

3.6.1 Payload The trailer shall be capable of carrying a uniformly distributed load up to 45 tonnes (100,000 lbs). The trailer shall be capable of carrying a Canadian MSVS at maximum weight. Weights and Dimensions for a Canadian MSVS can be found in Appendix A.

3.6.2 Dimensions The following apply:

- (a) The trailer shall have a nominal width of 2,615 mm (102 inches) with extensions to increase the width to 3048 mm (120 inches).
- (b) The trailer shall have a total working deck length of at least 10.6 m (35 feet).
- (c) The trailer kingpin setback shall be 406 mm (16 inches) from the nose of the gooseneck.
- (d) The kingpin height in highest position shall^(E)_[JEDL1] be 1,397 mm (55 inches).
- (e) The kingpin height in lowest position shall^(E) be 1,219 mm (48 inches).
- ~~(f) The trailer shall be capable of transporting a fully loaded Canadian MSVS. Reference dimensions and weights for a Canadian MSVS can be found in Appendix A.~~
- ~~(g)~~ The trailer when loaded with a Canadian MSVS shall have a maximum height of 4.1m.

3.7. Auxiliary Power Systems

3.7.1 Engine The following apply:

- (a) An engine to power the hydraulic system(s) shall be provided. The engine shall^(E) be located in the rear of the trailer and mounted on appropriate mounts to reduce vibration. Engine mounting shall not impede stowage of items on rear deck.
- (b) The engine shall be protected from the elements in an engine compartment. The engine compartment access door(s) shall^(E) be mounted on hinges that are designed to allow the door(s) to be swung open or lifted straight up. This feature is required to allow the operator access to the engine compartment when the trailer is transporting a load that prohibits the door(s) from being swung open. The door(s) shall^(E) have means to stay open when the operator is working on the engine. The door(s) shall have louver(s) to allow air flow into the engine compartment. Louver dimension shall^(E) be 20-cm (8-inches) x 20-cm (8-inches).
- (c) All engine controls and instrument gauges shall be mounted in a luminated, weatherproof compartment on the left exterior side of the gooseneck.
- (d) The engine shall^(E) have a magnetic drain plug for the oil pan.
- (e) The engine compartment shall^(E) have a heater.
- (f) The engine shall be supplied with a 120-volt engine block/oil heater.

- (g) The engine compartment shall^(E) be illuminated with LED working lights. The light switch control shall^(E) be mounted in the weatherproof compartment indicated in paragraph “b”.
- (h) The engine exhaust shall^(E) be directed away from all controls, wiring and hoses.

3.7.2 Engine Shut-down Protection The engine shall have both an automatic low oil pressure shutdown device and an automatic high temperature shutdown device.

3.7.3 Engine Instruments Engine operating parameters shall^(E) be output to illuminated gages. Engine temperature, engine oil pressure, engine output voltage and engine running time (measured in hours) shall be displayed on the instrument panel.

3.7.4 Batteries A heavy-duty maintenance free battery(s) shall be provided. The battery(s) shall^(E) have a minimum total capacity of 700-CCA.

3.7.5 Filtration Systems The following shall be provided:

- (a) The engine shall have a dry type air filter with replaceable elements.
- (b) The engine fuel and oil filters shall be spin off replaceable type.

3.7.6 Fuel Tank A fuel tank with a minimum capacity of 18-litres (4-imp gals) shall^(E) be provided. The fuel tank shall be and equipped with a fuel gauge shall^(E) be provided.

3.8 Brakes The trailer shall be equipped with an air brake system. The following applies:

- (a) The brakes shall be an anti-lock braking system (ABS) equipped with Four Sensors and Two Modules – 4S/2M, and the centre axle slaved to the forward axle.
- (b) The brakes shall be S-Cam type air brakes.
- (c) All trailer axles shall be equipped with long stroke, spring actuated brake chambers.
- (d) The brakes shall have automatic slack adjusters.
- (e) The brake housings shall have dust shields.
- (f) The air tanks shall be equipped with remote cable operated drain valves with heated moisture expelling valve(s)
- (g) The brakes shall have colour coded glad hand couplers with dummy glad hand couplers equipped with a safety chain provided for each glad hand.

3.9 Axles Tridem, dual wheel axles shall be provided. The axle capacity shall be at least 11,340-kg (25,000-lbs) each.

3.10 Suspension The suspension capacity shall be at least 11,340-kg (25,000-lbs) each. The following

applies:

- (a) The trailer shall have an automatic height control valve.
- (b) The trailer shall have a manual suspension air dump valve.
- (c) The trailer shall have shock absorbers on all axles.
- (d) The trailer shall have an air gauge to assist the operator in evenly distributing the load.
- (e) The trailer shall have suspension travel limiters. These are devices that prevent suspension over-travel while slinging or lifting the trailer for decking or sea transport. The devices shall^(E) be cables or chains fastened to the suspension beam or axle and the under frame at a length approximately equal to or less than the shock absorber extended stroke. The use of shock absorbers as travel limiters is not acceptable.

3.11 Wheels, Tires and Rims

- (a) The trailer wheels shall have size and ply ratings which comply with the Tire and Rim Association Standards.
- (b) The trailer wheels shall have sufficient tire load capacity so the trailer loaded to rated capacity and equipped with all options does not exceed the full speed capacity of the tires. Tire pressures shall be marked near the tire location.
- (c) The trailer shall have a hubodometer reading in kilometres.
- (d) The trailer rims shall be non-polished aluminum wheels.
- (e) The trailer shall be equipped with wheel nut torque indicators.
- (f) **Spare Tires** Two spare tire/wheel assemblies shall be provided. The spare tire/wheel assemblies shall^(E) be mounted on the trailer gooseneck. The Technical Authority ~~shall~~ will approve the spare tire mounting location. |

3.12 Electrical System The following applies:

- (a) The engine shall have a keyless ignition “Start/Stop” switch.
- (b) The engine shall be equipped with a suitably sized alternator to maintain a full charge at the batteries.
- (c) The trailer shall be equipped with a multi voltage system: a 12 volt negative ground electrical system in accordance with CMVSS and a 24 volt SMP (Standard Military Pattern) compliant system.

- (d) The trailer shall have two connectors located in accordance with SAE Recommended Practice J702. One connector shall be a seven-pin 12-volt trailer receptacle for commercial use. The second connector shall be compatible with a SMP system.
- (e) All electrical components shall^(E) be easily accessible for servicing.
- (f) **Protected Wiring** - The wiring shall be protected by design and positioning to prevent damage and contact with spilled hydrocarbon fuels. This shall meet the minimum requirements of NFPA 407 (paragraph referring to **Vehicle Lighting and Electrical Equipment**). This shall include as a minimum electrical wiring used for the connection to the tractor vehicle designed for heavy-duty use, with positive engaging connectors, which are mounted securely to the trailer.
- (g) A coloured wiring schematics for the trailer shall be provided. The wiring schematics shall include details of the multi voltage LED lighting system, engine wiring and all other trailer electrical components.

3.13 Lighting The following applies:

- (a) All trailer lighting shall be multi voltage LED lights.
- (b) SMP blackout lighting is not required.
- (c) The trailer lights and reflectors shall^(E) be recessed or otherwise protected from damage.
- (d) The trailer clearance lights and reflectors shall be installed in accordance with CMVSS standards for commercial operations. This shall include:
 - i Three red identification lights in a cluster, at the centre of the rear of the trailer.
 - ii At least one license plate light.
 - iii Four red clearance lights.
 - iv Two amber clearance lights one each side at the front.
 - v Four red reflectors positioned at each rear corner.
 - vi Trailer mid section clearance and signal lights.
- (d) The trailer shall be provided with two detachable amber strobe lights, one at each rear corner of the trailer. The amber strobe lights shall be activated when the trailer running lights are activated.
- (e) The trailer shall be provided with four adjustable working lights mounted outside of engine compartment. Two shall^(E) be facing forward and two facing rearward. The light switch shall^(E) be mounted outside the compartment and shall^(E) be weather resistant.
- (f) A LED strobe light bar for the wide load sign shall be provided. The strobe light bar shall be activated when the trailer running lights are activated.
- (f) Wide load pullout lights at the front and rear corners shall be provided.

3.14 Trailer Construction

- (a) The trailer frame shall be reinforced for towing points.
- (b) The main frame beams shall^(E) be constructed of high strength steel with yield strength of at least 689-MPa (100,000-psi) and load bearing cross members constructed of high strength steel with yield strength of at least 552-MPa (80,000-psi).
- (c) The trailer deck shall be equipped with side extensions (outriggers). The side extensions shall add at least 254-mm (10-inches) to each side of the trailer, for a total of at least a 508-mm (20-inch) increase to the overall width. The side extensions shall be equipped with suitable, removable planking. The planking shall be the length of the working/main deck. The side extensions shall have the capacity to support a load equivalent to the deck area and shall have a lockable device to secure the side extensions in place. When not in use, the side extensions shall fold out of the way ~~it on~~ a secured position ~~flush with the top flange~~.
- (d) The trailer shall be equipped with two tapered, flip-up, ramps one on each side of the trailer. The ramps shall^(E) be located between the outside edge and the side of the gooseneck, and be as wide as possible. Ramps shall be securely stowed using chains while not in use. The ramps will be used to facilitate the loading of wheeled vehicles.
- (e) Two hinged bridging plates located between the main deck and the rear portion of the trailer over the axles shall be provided. These plates will allow wheeled vehicles to access the rear of the trailer, when the main deck is in its highest position, and shall^(E) be approximately the same width as the front flip-up ramps. The plates shall be capable of supporting an 8,165-kg (18,000-lbs) front axle load of a vehicle.
- (f) All pin and pivot holes shall^(E) be equipped with replaceable bushings. The surface of each pin shall^(E) be knurled/spiralled to allow grease to encircle the pin and reach the end plate.

3.14.1 Deck Floor The deck floor :

- (a) The deck floor shall^(E) be 64-mm (2.5-inches), rough, fir planks. The rear deck area shall be steel checker plate.
- (b) The deck floor shall^(E) be treated with Linseed oil.
- (c) The rear deck shall cover the top wheel openings as this area will be used to transport vehicles or cargo.

3.14.2 Features The following, with nominal dimensions, shall be provided:

- (a) Exterior Side Tie-down Points. The trailer shall^(E) be equipped with eight tie-down points (D-rings) on each exterior side beam and an additional four tie-down points (D-rings) on each side of the decking above the tridem axles. Two additional flush mounted tie-down points (D-rings), one on each side, at the rear of the trailers shall^(E) be provided. Tie-down rating shall be at least 9,072-kg (20,000-lbs)

- (b) Main Deck/Rear Deck Mounted Tie-down Points. Two rows, evenly spaced, recessed flush mounted tie-down rings with drain holes, bolted to the main deck floor and not more than 203-mm (8-inches) from the sides shall^(E) be provided. Each row will contain nine tie-downs. Additional tow rows of four tie-downs on each side of the rear deck shall be provided. Tie-down rating shall be at least 9,072-kg (20,000-lbs).
- (c) Gooseneck Mounted Tie-down Points. Two rows of two tie-downs on the gooseneck shall be provided. Tie-down rating shall be at least 9,072-kg (20,000-lbs).
- (d) Storage Compartments. Two, lockable, upper deck, storage compartments shall be provided. The compartments floor shall^(E) be covered with DRI decking. The floor of the compartment(s) shall be equipped with drain holes with evacuation valves.

The following compartment size is provided as guidance: 152-mm (6-inches) high by 279-mm (11-inches) wide by 737-mm (29-inches) deep.

3.14.3 Kingpin A 51-mm (2-inch) kingpin shall be provided.

3.15 Hydraulic System The following applies:

- (a) The hydraulic system shall^(E) have a 45-litre[JEDL2] (10-imp gal) capacity reservoir tank. The tank shall^(E) ~~that includes;~~
 - i An intake filter screen.
 - ii An inspection plate bolted to a raised lip located on the top of the tank.
 - iii An external fluid level indicator.
- (b) Two hydraulic filters, one located in the pressure line and the other located in the return line shall be provided.
- (c) Auxiliary couplers with captive protective caps and a selector valve in order to power the system from an external source shall be provided. The couplers and selector valve shall^(E) be conveniently mounted on the left or right exterior side of the gooseneck.
- (d) A Wet kit connector on the front of the gooseneck shall be provided.
- (e) All forward hydraulic controls shall^(E) be conveniently located on the left exterior side of the gooseneck.
- (f) Hydraulic schematics for the entire hydraulic system shall be provided.

3.16 Winch A hydraulic winch shall be provided. The following applies:

- (a) The winch shall^(E) ~~be a hydraulic winch with~~ have a first layer load capacity of at least 13,608-kg (30,000-lbs);

- (b) The winch shall^(E) be equipped with a minimum of 38.5-metre (85-foot), 5/8-inch cable with a suitably sized hook;
- (c) The winch shall^(E) be equipped with dual slope winch cable rollers at the front of the gooseneck;
- (d) The winch shall^(E) be equipped with air cable tensioner;
- (e) The winch shall^(E) be equipped with air operated winch free wheel;
- (f) The winch shall^(E) be provided with remote control for winch operation;
- (g) The winch shall be located in the rear of the trailer below deck level; and
- (h) The winch shall^(E) be equipped with a four (4) roller fairlead.

3.17 Miscellaneous Equipment

3.17.1 Equipment Location All systems and components shall be properly located and/or protected from road hazards such as water, mud and gravel.

3.17.2 Towing/Tie-down Points Two rear towing points positioned and of sufficient strength to permit recovery shall be provided.

3.17.3 Mud Flaps Rubber mud flaps rear of the rear axle shall^(E) be provided.

3.17.4 Conspicuity Tape Strips of reflective tape shall be applied in accordance with Transport Canada regulations.

3.17.5 Licence Plate Holder An illuminated rear licence plate holder shall be provided.

3.17.6 Document Holder A document holder shall be provided. The holder shall^(E) be installed on the left front of the semi trailer deck.

3.18 Paint and Corrosion Protection The trailer shall be painted in accordance with the manufacturer's best production procedures using standard commercial practices and materials, rendering a durable finish of the required film thickness and a smooth appearance free from runs, sag and orange peel. The finish shall be olive drab 34088 in accordance with FED STD 595. All additional lettering and symbols on the outside of the trailer shall be flat black using paint compatible with the topcoat selected. The colour shall^(E) be flat black 37030 in accordance with FED STD 595.

3.18.1 Corrosion Protection System The following applies:

- (a) Dissimilar metals shall be protected against galvanic corrosion.
- (b) In addition to standard factory rustproofing, a rust prevention coating shall be applied to the trailer underbody. The product applied shall^(E) be a commercial product such as Krown Rust, or Rust Check. A decal and warranty papers shall^(E) accompany the trailer.

3.19 Miscellaneous

3.19.1 Identification Plate The following information shall be provided as a minimum, permanently marked and in a conspicuous and protected location:

- (a) Manufacturer, model, model year and serial number.
- (b) GAWR and GVWR ratings.

3.19.2 Warning and Instruction Plates

- (a) The warning and instruction plates shall be within easy view of the user and in accordance with standard commercial practice.
- (b) The warning and instruction plates shall be international symbols and/or bilingual markings.
- (c) The warning and instruction plates shall have instructions for engine starting and any other special procedures to be followed.
- (d) All tie-down locations as described in section 3.14.2 shall have the maximum load rating permanently marked at each location.

3.19.3 Lubricants and Fluids The trailer shall^(E) be serviced with standard lubricants and fluids compatible with the delivery location and season.

3.20 Deliverable Information The following is applicable to the complete system. The following items shall be provided:

- (a) **Equipment Manuals** – The following manuals shall be provided:
 - i. **Operator's/Owner's Manuals** – Operator's manuals shall be furnished in a bilingual format or as 2 manuals in a single binder (one English, one French). **A hard copy of the Operator's manual shall be delivered with each trailer.**
 - ii. **Parts Manuals** – The Parts Manuals shall be in English (French translation is desirable).
 - iii. **Maintenance (Shop Repair) Manuals** - The Maintenance (Shop Repair) Manual shall be in English (French translation is desirable).
 - iv. A copy of the manuals on CD/DVD-ROM will be acceptable. This shall include all the manuals provided in clauses 3.20 (a) i, ii and iii. For usability, CD/DVD-ROM shall not require password to be accessed. The mandatory requirement as detailed in paragraph 3.20(a) i shall be met.
 - v. **Sample Manuals** – A set of Sample Manuals, including all of the above manuals. The sample manuals shall be delivered to the Technical Authority 15 working days before delivery of trailers. Sample manuals will not be returned. The Technical Authority

will provide manual approval or comments within 30 days.

- (b) **Data Summary** – The Contractor **shall** provide a Data Summary to the Technical Authority for each complete trailer make/model furnished. The Contractor **shall** complete Data Summary by filling in the required data and an electronic picture into a Data Summary template provided by the Technical Authority.
- (c) **Photographs** – The contractor **shall** provide the Technical Authority with two (2) digital pictures, one of the left front three-quarter view, and one of the right rear three-quarter view. All pictures **shall**^(E) be taken with a clear uncluttered background.

- (d) **Warranty Letter** – The contractor **shall** provide a copy of the completed Warranty Letter with each trailer shipped in the format approved by the Technical Authority. The Contractor **shall** send a copy of the completed Warranty Notification Letter to the Technical Authority for each trailer shipped, at shipment. A copy of the Warranty Letter **shall** be forwarded to the Technical Authority in electronic format.
- (e) **Line Setting Ticket** – The Contractor **shall** provide a Line Setting Ticket, or equivalent, describing the components provided on the system. One copy of the Line Setting Ticket **shall** accompany each completed trailer to the final delivery point. One copy of the Line Setting Ticket **shall** be forwarded to the Technical Authority as soon as they are available.
- (f) **Familiarization** - A Contractor representative **shall** provide a minimum of four (4) hours of Operator familiarization training to a maximum of eight (8) persons and a minimum of four (4) hours of Maintainer familiarization training to a maximum of eight (8) persons. A proof of familiarization instruction completion **shall** be provided through a Familiarization Instruction Completion Form. The Form **shall** be completed and signed by an authorized representative. The form **shall** accompany the payment invoice. Familiarization **shall** be available in French and English. The Technical Authority will provide Familiarization Instruction Completion Form template.

4. QUALITY ASSURANCE PROVISIONS

4.1 Quality System Requirements- The Contractor's Quality System **shall** be in compliance with Quality Assurance Clause found in the Contract. The contractor **shall** be responsible for the Quality System. The Quality Assurance Representative (QAR) will assure that the contractor is providing a Quality System.

4.2 Performance and Verification Testing- The first system **shall** be examined and performance tested by the contractor, to ensure item by item conformance to specified requirements. The QAR and/or the Technical Authority may witness this testing and operate the system sufficiently to assess the handling characteristics.

APPENDIX A – Weights and Dimensions

Note: Information contained within Appendix A has been reproduced from: C-32-F41-000/MA-000, Data Summary, Truck, 8 Tonnes, 6x6 Cargo, MSVS, MILCOTS, Canadian Series Field Engineer. Dated: 2010-09-08. Some illustrations have been modified from the original document.

All Dimensions provided are in millimetres (mm).

WEIGHTS AND DIMENSIONS

Curb Weight	15043 kg (33,009 lbs)
Gross Vehicle Weight Rating	21772 kg (48,000 lbs)
Payload Capacity	6729 kg (14,991 lbs)
Towed Load Capacity	9979 kg (22,000 lbs)
Overall Length	11113.35 mm (437.53 in.)
Overall Height	3754.00 mm (143.74 in.)
Overall Width	2580.67 mm (101.60 in.)
Cab Height to Ground (Including Storage Box)	3232.00 mm (127.24 in.)
Cargo Box Length (Over All)	3918.00 mm (154.25 in.)
Cargo Box Length (Outside Bulkhead)	3821.00 mm (150.43 in.)
Cargo Box Length (Inside Bulkhead)	3625.00 mm (142.16 in.)
Cargo Box Width (Inside Bulkhead)	2378.01 mm (93.62 in.)
Cargo Box Width (Outside Bulkhead)	2498.66 mm (98.37 in.)
Cargo Box Floor Height	1621.70 mm (63.85 in.)
Wheel Base	6650.00 mm (261.81 in.)
Front Track Width	2159.00 mm (85.00 in.)
Rear Track Width	2139.95 mm (84.25 in.)
Pintle Hook Height	959.00 mm (37.76 in.)

Tires

Make	Michelin
Type	XZL - Load range J
Size	395/85R20

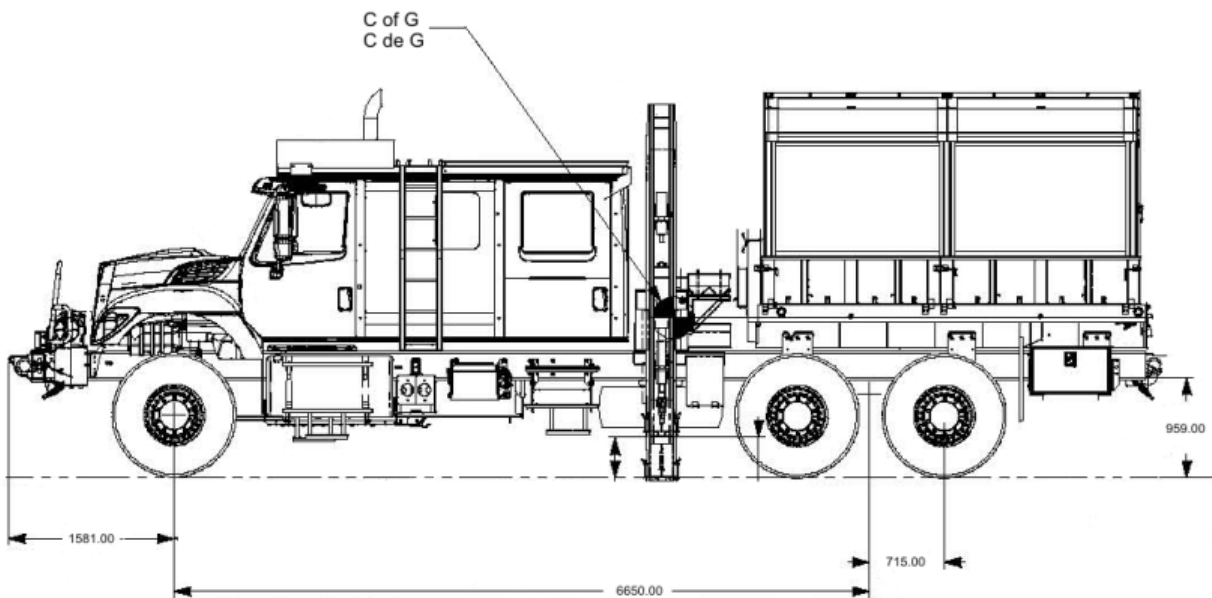


Figure 1: Left Side

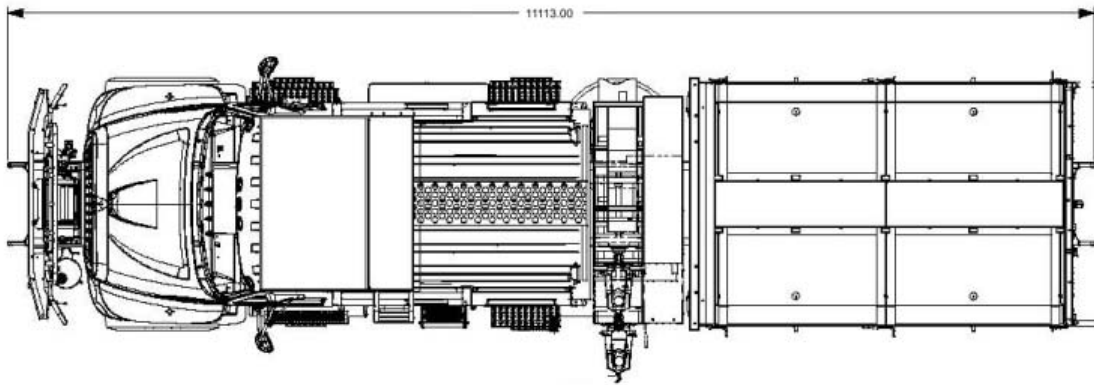


Figure 2: Top View

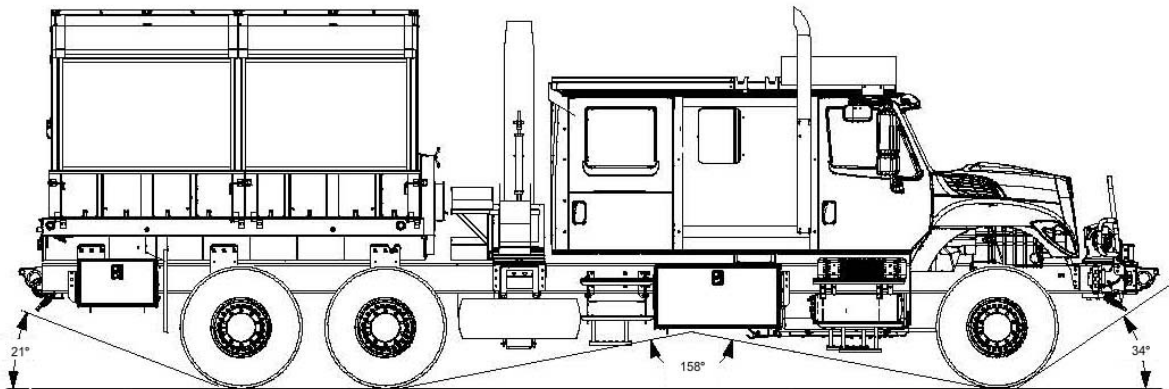


Figure 3: Right Side - Approach

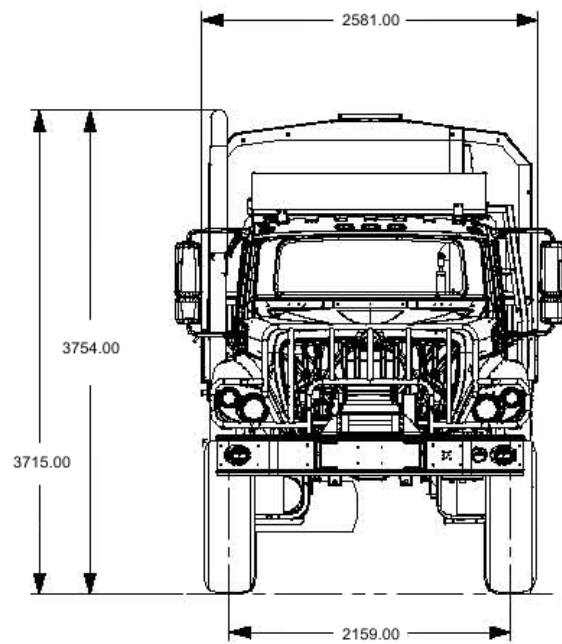


Figure 4: Front View

ANNEX “C”

FEDERAL CONTRACTORS PROGRAM FOR EMPLOYMENT EQUITY - CERTIFICATION

I, the Bidder, by submitting the present information to the Contracting Authority, certify that the information provided is true as of the date indicated below. The certifications provided to Canada are subject to verification at all times. I understand that Canada will declare a bid non-responsive, or will declare a contractor in default, if a certification is found to be untrue, whether during the bid evaluation period or during the contract period. Canada will have the right to ask for additional information to verify the Bidder's certifications. Failure to comply with such request by Canada will also render the bid non-responsive or will constitute a default under the Contract.

For further information on the Federal Contractors Program for Employment Equity visit HRSDC-Labour's website.

Date: _____ (YYYY/MM/DD) (If left blank, the date will be deemed to be the bid solicitation closing date.)

Complete both A and B.

A. Check only one of the following:

- ☐ A1. The Bidder certifies having no work force in Canada.
- ☐ A2. The Bidder certifies being a public sector employer.
- ☐ A3. The Bidder certifies being a federally regulated employer being subject to the *Employment Equity Act*.
- ☐ A4. The Bidder certifies having a combined work force in Canada of less than 100 employees (combined work force includes: permanent full-time, permanent part-time and temporary employees [temporary employees only includes those who have worked 12 weeks or more during a calendar year and who are not full-time students]).

A5. The Bidder has a combined workforce in Canada of 100 or more employees; and

- ☐ A5.1. The Bidder certifies already having a valid and current Agreement to Implement Employment Equity (AIEE) in place with HRSDC-Labour.

OR

- ☐ A5.2. The Bidder certifies having submitted the Agreement to Implement Employment Equity (LAB1168) to HRSDC-Labour. As this is a condition to contract award, proceed to completing the form Agreement to Implement Employment Equity

(LAB1168), duly signing it, and transmit it to HRSDC-Labour.

B. Check only one of the following:

☐ B1. The Bidder is not a Joint Venture.

OR

☐ B2. The Bidder is a Joint Venture and each member of the Joint Venture must provide the Contracting Authority with a completed annex Federal Contractors Program for Employment Equity - Certification. (Refer to the Joint Venture section of the Standard Instructions)