



Coveralls, Unisex

Purchase Description



File no. CBSA/ASFC-2012-10-115
Date of issue: 2013-07-24

PROTECTION • SERVICE • INTEGRITY

PURCHASE DESCRIPTION

COVERALLS, UNISEX

1. SCOPE

This purchase description describes the requirement for materials, design, construction and inspection of a poly/cotton, unisex fit, coverall to be used by Border Service Officers (BSO) within the Canada Border Services Agency (CBSA).

2. GENERAL REQUIREMENTS

- 2.1. **DESIGN** - The CBSA coverall shall be constructed from a navy poly/cotton material. It is a one piece garment which incorporates an action back, flat front waist and elasticized back. Lengths of silver retro-reflective tape shall be sewn down the sleeves, collar back, cuffs and back yoke. The front shall have a full length two way slide fastener with hook and loop closure. Seven pockets, two front chest; two front slash waist pockets complete with full access openings; two thigh pleated cargo pockets; and one sleeve pen pocket. All coveralls shall be designed in accordance to the attached scale of measurements and drawings which are integral parts of this specification.
- 2.2. All articles or materials covered by this purchase description shall be free from imperfections or blemishes such as may affect its appearance or serviceability.
- 2.3. In the event of any inconsistency in the contract documents, purchase description, drawings, or sealed samples. The aforementioned shall prevail in the following order:
 - I) Contract
 - II) Purchase Description
 - III) Drawings
 - IV) Sealed Sample

3. SEALED SAMPLE

A sealed sample, identified by the purchase description number noted in the contract, will be supplied to the successful tenderer when available. This will constitute the standard in regards to any properties not identified within. Variation from the purchase description may appear in the sample in which case the purchase description shall govern unless otherwise identified on the sealed sample tag.

The sealed sample will be sent "prepaid" and is to be returned "prepaid".

The sealed sample is to be returned to CBSA in the same condition as received by the manufacturer. Lost or damaged sealed samples shall be replaced by an identical item or the CBSA shall be reimbursed for the cost of an acceptable replacement.

4. APPLICABLE SPECIFICATIONS

- 4.1. CAN/CGSB, 4.2, Textile Test Methods.
- 4.2. CAN/CGSB 4.131-93, Polyester-Covered Polyester Thread.
- 4.3. CAN/CGSB-54.1-M90 Parts 1 and 2, Stitches and Seams.
- 4.4. CAN/CGSB-86.1-M91, Care Labelling of Textiles.
- 4.5. CAN/CSA Z96-09, High-visibility Safety Apparel.
- 4.6. CBSA Purchase Description, CBSA/ASFC-2013-08-128, Shoulder Insignia.
- 4.7. CBSA Purchase Description, CBSA/ASFC-2013-08-129, Reflective Tape, Large & Small.

5. DETAILED REQUIREMENTS

5.1. MATERIALS

- 5.1.1. Shell - As specified in TABLE I attached.

- 5.1.2. **Slide Fastener** - Medium duty slide fastener with brass elements, slider, components, and tape to match the shell material. The fastener is a two-way with one top locking slider and one bottom non locking slider mounted in a back to back position with top stops and a curved bridge stop at the bottom end. YKK product GMC 56/51 5/8 *TS-TBC* B-B* 3/4" - 1"* is known to meet these requirements.
- 5.1.3. **Hook and Loop Tape** - Shall be woven nylon, black in colour, with a high life cycle. The width shall be 2cm (3/4") or 2.5cm (1") with lengths as specified in the purchase description and drawings. The combined hook and loop shall have no less than 8 P.S.I length-wise shear strength and initial peel strength shall of not less than 1 P.I.W and after 1000 cycles.
- 5.1.4. **Elastic** - Used in the construction of the waistband. Commercially available, black knitted elastic, 5cm wide, non-roll, and pre-shrunk, equal in respect to the sealed sample for durability, stretch and recovery.
- 5.1.5. **Seam & Stitching Thread** - Shall be polyester core, polyester wrap, Class B, R50 Tex, Type 1 Soft of matching colour, meeting CAN/CGSB 4.131-93.
- 5.1.6. **Eyelet and Bar-Tack Thread** - Shall be polyester core, polyester wrap, Class B, R50 Tex, Type 1 Soft of matching colour, meeting CAN/CGSB 4.131-93.
- 5.1.7. **Retro-reflective Tape** - All retro-reflective tape shall be sew-on, 2.5cm (1") wide and shall meet all retro-reflective performance requirements outlined in Section 6 Table 5 of CAN/CSA Z-96 High-Visibility Safety Apparel Standard.
- 5.1.8. **Reflective Tape Large & Small** - CBSA Purchase Description CBSA/ASFC-2013-08-129, Reflective Tape, Large & Small.
- 5.1.9. **Buttons** - The buttons shall be four hole, 15mm, plastic composition buttons of matching shade to the shell material.
- 5.1.10. **Knee Pads** - Two knee pads shaped and dimensioned to the sealed sample shall be made from 5mm thick Neoprene, black in colour equal in all respects to the sealed sample.

6. GENERAL CONSTRUCTION:

- 6.1.1. **Cutting and Assembly** - All garment pieces are to be cut from the same dye-lot of shell material as specified in para. 5.1.1. There shall be no discernible difference in shade between fabric components of the finished garment.
- 6.1.2. **Stitching** - There shall be not less than four or no more than five stitches per centimeter with the beginning and ending of all seams securely backstitched. All raw edges shall be serged. The stitches shall be regular and even, free from skipped stitches or other stitching malfunctions that may result from poor machine tension. All loose thread ends shall be trimmed off. Component parts of the coveralls shall be joined by a seam-and-serge (safety stitch) operation. All other seaming and stitching shall be lock stitched type 301 or chain stitched Type 401.
- 6.1.3. **Pressing and Shaping** - The coveralls shall be pressed and shaped in accordance with good commercial practice to conform to the shaping and style of the sealed sample.

7. CONSTRUCTION:

- 7.1.1. **Body** - Constructed from shell material as specified in para 5.1.1 shall have two chest pockets; two front; two back hip pockets; and two thigh cargo pockets with flaps. The center front from neck to crotch level shall have a two-way slide fastener as specified in para 5.1.2 with a storm flap made from shell material. The storm flap shall be sewn to the left side of the front and secured to the right side with hook and loop tape at the collar, waist and crotch. The front storm flap shall be bar tacked at the top and bottom. Above the right pocket flap shall be an 8.5cm x 2.5cm piece of loop tape for the attachment of the name tag. Three belt loops shaped and dimensioned as per the sample shall be sewn securely to the waistband, one on each sideseam and one at the center back. The back torso shall come complete with an action back, yoke and waistband channel. A piece of retro-reflective trim as specified in para 5.1.7 shall be sewn horizontally across the back yoke 1 cm above the finished yoke edge. The back yoke shall have a dropdown flap sufficient in size to hold the CBSA Reflective tape as specified in para 5.1.8. The waistband channel shall be centered and positioned over the back waist seam on the outside of the coverall, with the top and bottom raw edges turned under and stitched with two rows of stitches.

7.1.2. Pockets & Flaps

- 7.1.2.1. **Chest Pockets** - Two military style front pockets, constructed from shell material as specified in para 5.1.1 with a 2.5cm (1") vertical box pleat shall be shaped and dimensioned as per the drawings. The side and outer edges of the pocket shall be stitched to the body of the coverall using a 1.5mm gauge. A 9cm x 2cm wide piece of hook tape as specified in para 5.1.3 shall be sewn to the top edge of the pocket bag to effect correct closure. One pencil pocket, made from a single ply of shell material shall be 4cm wide, by 11cm deep shall be stitched to the body of the coverall under the under the left chest pocket.
- 7.1.2.2. **Pocket Flaps** - Two military style front pocket flaps shall be constructed from shell material as specified in para 5.1.1. They shall be made from one piece of shell material folded to form two plies. The sides, corners, and bottom edges shall be creased and topstitched using a 1.5mm gauge. The top corners shall be bar tacked. Each pocket flap shall have a 9cm x 2cm wide piece of loop tape as specified in para 5.1.3 sewn to the inside used to attach to the corresponding piece of hook tape on the pocket. The pocket flaps shall be affixed to the fronts 1.5cm above the pockets and double top-stitched using a 1.5mm and 6mm gauge. The left flap shall have a 3.5cm opening between the flap and the coverall front that will correspond to the pencil pocket. Both sides of the pencil pocket opening shall be bar tacked securely to the front body.
- 7.1.2.3. **Front Waist Pockets** - There shall be two front slash waist pockets constructed from material as specified in para 5.1.1. The pockets shall have slanted pass-through openings. All raw edges shall be stitched and serged. The ends of the pockets and the top corners of the pass-through shall be bar-tacked. The completed front pockets shall conform in all respects to the drawings and sealed samples.
- 7.1.2.4. **Back Pockets** - Two back double welt pockets lined with material specified in para 5.1.1., shall have functional openings of 13.90cm (5 ½") for all sizes. The pockets shall be bar-tacked at each end of the openings. The pockets shall conform in all respects to the drawings and sealed sample.
- 7.1.2.5. **Thigh Cargo Pockets (bellows style)** - Shall be constructed from shell material as specified in para 5.1.1 and dimensioned as per the drawings and sealed sample. The bellow style pleated cargo pocket shall come complete with flaps. A 3.8cm (1½") single vertical pleat shall be built into the centre of each the bellow pocket bag. The pocket pleat shall be edge stitched through its full length using a 1.6mm (1/32") gauge. The pockets shall be applied centered on the leg and stitched using a 1.6mm (1/32") gauge so

that the bellow is facing towards the back of the pants. The front of both cargo pockets are to be sewn flat to the legs with a bar tack at the top of the openings. One piece of hook tape 20cm x 2cm (8" x ¾") wide as specified in para 5.1.3 shall be applied to the cargo pocket as shown in the drawings with its corresponding piece of loop tape applied to the flap.

- 7.1.2.6. **Sleeve Pencil Pocket** - One, two compartment pencil pocket made from a single ply of shell material shall be 12cm x 8.2cm (4¾" x 3¼") wide. It shall be stitched to the left sleeve of the coverall below the shoulder insignia using a 1.6mm (1/32") gauge. The top edges of the pencil compartment shall be bar tacked securely to the sleeve. The sleeve pencil pocket shall be shaped and dimensioned as per the sealed sample and drawings.
- 7.1.3. **Eyelets** - There shall be four machine stitched eyelets, two on each side of the seam, for ventilation, under each armhole, dimensioned and positioned in accordance with the drawing and sealed sample.
- 7.1.4. **Belt Loops** - Three belt loops shaped and dimensioned as per the drawings shall be constructed from two plies of shell material as specified in para 5.1.1. A buttonhole sized to fit a 15mm button as specified in para 5.1.9 shall be applied to the pointed end as identified in the drawings.
- 7.1.5. **Collar** - The collar shall be constructed in two pieces; the fall and collar band. Both components made from two plies of shell material as specified in para 5.1.1. The collar fall shall be seamed; the corners clipped, turned and top stitched using a 1.5mm gauge. The band shall be attached to the fall and the completed collar assembly attached to the coverall and stitched using a 1.5mm gauge. A piece of loop tape as specified in para 5.1.3 shall be attached to the right front collar band with the corresponding piece of hook tape attached to the front storm flap. A continuous piece of retro-reflective material as specified in para 5.1.7 shall be sewn to the back of the collar fall. Two triangular shaped pieces of loop tape shall be sewn to the tips collar fall with their corresponding pieces of hook tape sewn to the front body of the coverall. Care shall be taken to ensure the placement of the hook and loop tape on the collar fall and body allow for correct alignment in order for the collar to remain flat.

- 7.1.6. **Sleeves** - The sleeves shall be constructed from shell material as specified in para 5.1.1. The sleeves shall be set into the armhole with the raw edges serged together, pressed and stitched using a 1.5mm gauge. The CBSA Shoulder Insignia as specified in para 4.6 shall be centered on the sleevehead 2cm ($\frac{3}{4}$ ") below the seam and attached with one row of stitching. The sleeves shall be shaped and dimensioned as per the sealed sample and drawings.
- 7.1.7. **Sleeve Cuff** - Each cuff shall be made from one piece of shell material, as specified in para 5.1.1 with a finished width of 6.5cm. A continuous piece of retro-reflective material as specified in para 5.1.7 shall be sewn centered on the outer ply of the cuff. The cuffs shall be attached to the sleeve with all edges stitched using a 1.5mm gauge. A 5 cm x 2 cm piece of loop tape shall be centered on the outer ply of each cuff with a corresponding piece of hook tape centered on the inner ply of the cuff.
- 7.1.8. **Epaulettes** - The epaulettes dimensioned as per the drawings and sample shall be made from two plies of shell material as specified in para 5.1.1 and edge stitched using a 1.5mm gauge. A buttonhole to fit a 15mm button shall be centered 1.5cm from the pointed end. The epaulettes shall be sewn to into the armhole seam, centered at the sleeve-head, parallel with the shoulder. The epaulettes shall be shaped and dimensioned as per the sealed sample and drawings.
- 7.1.9. **Knee Patches** - Each leg shall be equipped with an outer knee patch constructed from shell material as specified in para 5.1.1. The knee patches shall extend from inseam to outseam and be stitched using a 1.6mm and 6.3mm gauges. The inseam of the leg under the knee patch shall contain a 12cm ($4\frac{3}{4}$ ") opening to allow for the insertion of the neoprene knee pad as specified in para 5.1.10. The finished knee patches, inseam and leg shall conform to the drawing and sealed sample.
- 7.1.10. **Legs** - The centre front of both legs shall have sewn down permanent creases starting at the waistband continuing to the hem. They shall be sewn using a 1.6mm ($\frac{1}{32}$ ") gauge with no less than 4 stitches per cm.
- 7.1.11. **Hem** - The bottom hem of both legs shall be serged and left unfinished. The completed legs shall conform in all respects to the drawings and sealed samples.

8. LABELLING

- 8.1.1. All labeling must be in a bilingual format. The text on all labels shall be of permanent inks of a contrasting colour which shall remain visible and withstand a minimum of 40 washes.
- 8.1.2. **Identification Labels**
 - a. Size Designation (as referenced in the contract documents)
 - b. Fibre Content
 - c. Manufacturers' Name & Contract #
 - d. Material Master Number (reference contract documents)
- 8.1.3. **Cleaning Instructions**
 - a. Machine wash - warm (40°C)
 - b. Do not bleach
 - c. Tumble dry - low
 - d. Do not use Fabric Softeners or Dryer Sheets

9. TECHNICAL INSPECTION

The contractor shall be responsible for the performance of all inspections and tests necessary to demonstrate that that materiel and services being supplied conform to the requirements of this purchase description. This may be accomplished by performing the test specified in this purchase description or by demonstrating to the satisfaction of the CBSA, Technical Authority that conformity to the purchase description and manufacturing process is assured. The contractor may use any independent, ISO 9001 certified and ISO 17025 "Textile" certified testing facilities acceptable to the CBSA Technical Authority. Certification documents will be required.

The CBSA Technical Authority reserves the right to perform any inspection considered necessary to ensure the material and services conform to the specified requirements. For the purpose of inspection, a portion of each delivery not exceeding two percent or two out of any number delivered fewer than 100 may be put to tests that could destroy the articles. If found to be inferior or not in accordance with this specification, all articles so destroyed shall be replaced by others of proper quality at the expense of the contractor. The entire delivery may also be rejected if it is found that articles previously rejected due to non-repairable defects are redelivered for inspection.

The contractor will be promptly notified when any articles are not accepted and such articles will be returned at the contractor's risk and expense.

10. DELIVERY, PACKING & MARKING OF CONTAINERS

It is the responsibility of the manufacturer to ensure that goods are packaged in a suitable manner to be delivered in an undamaged condition. Any goods received in a damaged condition will be returned to the manufacturer for replacement at his full cost.

Packing and marking of shipping containers shall be as specified in the invitation to tender.

A packing slip shall be enclosed showing the contents of each shipment.

The contractor shall also identify clearly on the outside of each package (box) the following items

- Size
- Material Master Number
- Quantity of each size contained in the box
- Contract Number

11. APPENDICES

TABLE I - Shell Material Requirements

SCALES OF MEASUREMENTS

DRAWINGS - Appendix

TABLE I - SHELL MATERIAL

	SPECIFICATION	TESTED BY CAN-2-4.2
Colour	Dark Navy Equivalent to the sealed sample	
Weave	2/1 Twill "S"	
Fibre Blend	Polyester 65% \pm 3% Cotton 35% \pm 3%	
Mass	250g/m ² \pm 5% (237.5 – 262.5)	Method 5.1-M90
Width	160 cm (min.)	Method 4.1-M87
Yarns per cm	Warp 37 \pm 2 Weft 19 \pm 2	Method 6-M89 Method C
Breaking Strength (Grab Method)	Warp 930 Newtons (min.) Weft 650 Newtons (min.)	Method 9.2-M90
Tearing Strength (Single Rip Method)	Warp 40 Newtons \pm 10 Weft 50 Newtons \pm 10	Method 12.1-M90
Dimensional Change in Domestic Laundering of Textiles <i>After 1 cycle</i>	Warp 2% (max.) Weft 1% (max.)	Method 58-2004
Colourfastness to Washing <i>Colour Change & Staining Polyester & Cotton</i>	Colour Change - Grey Scale 4 min. Staining – Grey Scale 4 min.	Method 19.1-2004
Colourfastness to Light	At least AATCC L4	Method 18.3-97
Colourfastness to Perspiration <i>Colour Change & Staining Polyester & Cotton</i>	Colour Change - Grey Scale 3 min. Staining – Grey Scale 3 min.	Method 23-M90-2004
Colourfastness to Crocking Wet: Dry:	Wet Staining: Grey scale 3 or better Dry Staining: Grey scale 4 or better	Method 22-2004
Pilling	after 90 mins - no less than 4 after 120 mins - no less than 4	Method 51.2-M87
Abrasion <i>after 5000 cycles</i>	Colour Change - no less than 4 Appearance - no less than 3	ASTM D4966-89
Crease Recovery	warp - 70% (min.) weft - 70% (min.)	Method 45-M88-2001
Water Repellency (Fabric Face) <i>Initial After 3 washes After 10 washes</i>	100% min. 90% min. 70% min.	Method 26.2-94/ ISO 4920:1981
Absorbency of Textiles (Fabric Back)	50% min.	Method 26.2-94/ ISO 4920:1981
Free Formaldehyde Content	<75 ppm	Method 63.3-M91
Finish	Flurochemical finish with Water & Stain Protection	

Note: For information purposes, Doubletex (Montreal, Quebec) "TUFF TWILL SD35S H3-OUT" 70/30 Poly/cotton is known to meet this specification. Other Manufacturers' fabrics shall be acceptable provided test data is submitted to verify compliance.

SCALE OF MEASUREMENTS - COVERALLS, UNISEX

Height 5'3" - 5'7" Short	XSmall SHORT	Small SHORT	Medium SHORT	Large SHORT	XLarge SHORT	2XLarge SHORT	3XLarge SHORT	4XLarge SHORT	5XLarge SHORT	Tolerances
Body Measurements										
Chest (inches)	32 - 34	36 - 38	40 - 42	44 - 46	48 - 50	52 -54	56 - 58	60 - 62	64 - 66	
Finished Garment Measurements										
Chest Circ.	96.5	106.5	116.75	127	137	147.25	157.5	167.5	177.75	2 cm
Waist Circ. (Relaxed)	66	76	86.25	96.5	106.5	116.75	127	137	147.25	2 cm
Seat Circ. (20cm below center front)	97.5	107.5	117.75	128	138	148.25	158.5	168.5	178.75	2 cm
Inseam	76	76	76	76	76	76	76	76	76	1.5cm
Back Length (base of collar to top of waistband channel)	41	43	45	47	49	51	53	55	57	1.5cm
Back Crotch Length	39.5	40	40.5	41	41.5	42	42.5	43	43.5	1 cm
Front Crotch Length	29	30	31	32	33	34	35	36	37	1 cm
Hem Circ. (½ only)	26	26.5	27	27.5	28	28.5	29	29.5	30	.5 cm
Yoke Depth	22	22	22	22	22	22	22	22	22	1 cm
Back Width (in line with bottom of yoke)	44	45	46	47	48	49	50	51	52	1 cm
Shoulder Length	17.5	18	18.5	19	19.5	20	20.5	21	21.5	.5 cm
Collar length	45.5	48	50.5	53	55.5	58	60.5	63	65.5	1 cm
Sleeve Length (sleeve head to cuff)	52.5	54	55.5	57	58.5	60	61.5	63	64.5	1 cm
Insleeve Length (underarm to cuff)	43	44.5	46	47.5	49	50.5	52	53.5	55	.5 cm
Cuff Length (edge to edge)	29	30	31	32	33	34	34	34	34	1 cm

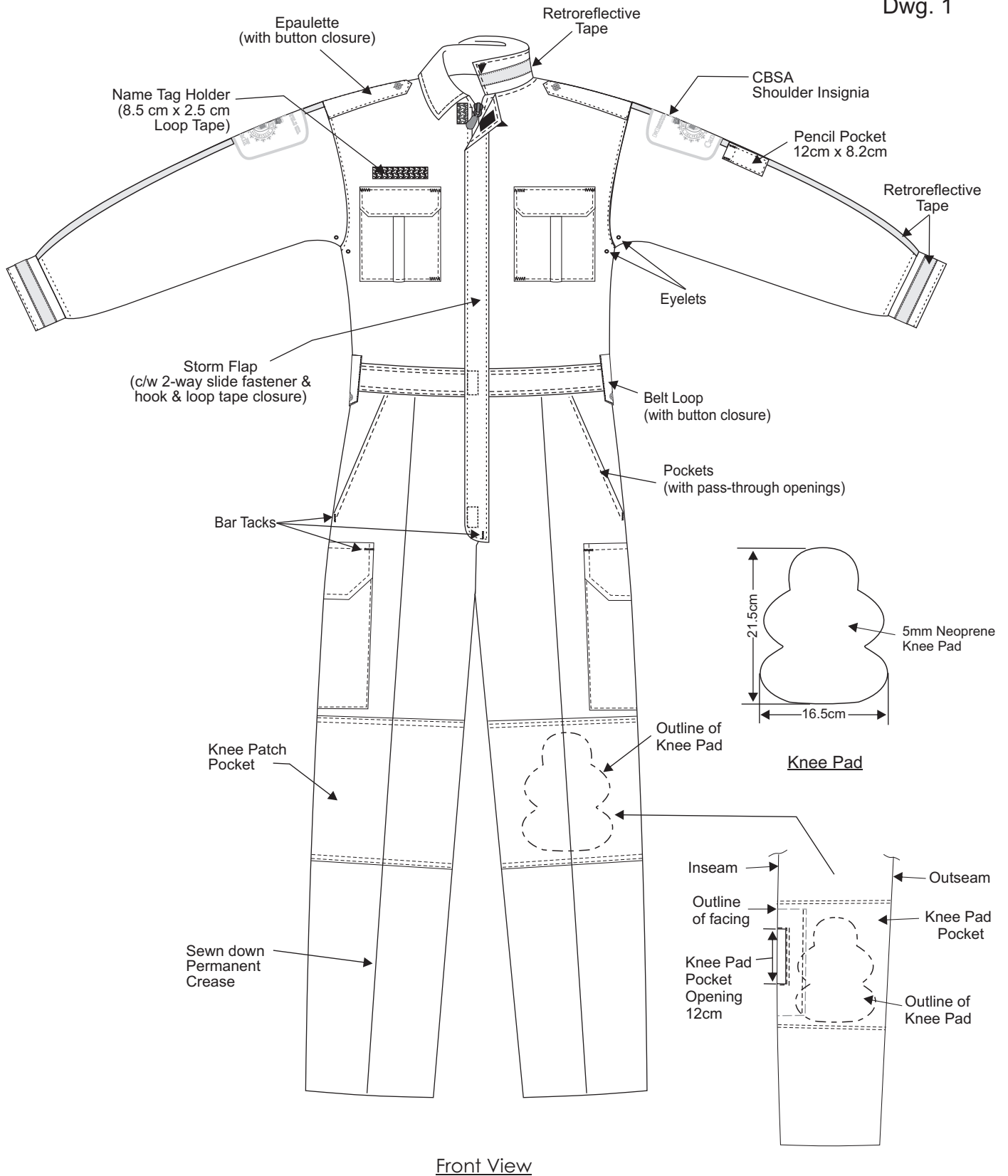
SCALE OF MEASUREMENTS - COVERALLS, UNISEX (Continued)

Height 5'7 - 5'11" Regular	XSmall REGULAR	Small REGULAR	Medium REGULAR	Large REGULAR	XLarge REGULAR	2XLarge REGULAR	3XLarge REGULAR	4XLarge REGULAR	5XLarge REGULAR	Tolerances
Body Measurements										
Chest (inches)	32 - 34	36 - 38	40 - 42	44 - 46	48 - 50	52 -54	56 - 58	60 - 62	64 - 66	
Finished Garment Measurements										
Chest Circ.	96.5	106.5	116.75	127	137	147.25	157.5	167.5	177.75	2 cm
Waist Circ. (Relaxed)	66	76	86.25	96.5	106.5	116.75	127	137	147.25	2 cm
Seat Circ. (20cm below center front)	97.5	107.5	117.75	128	138	148.25	158.5	168.5	178.75	2 cm
Inseam	86	86	86	86	86	86	86	86	86	1.5cm
Back Length (base of collar to top of waistband channel)	46	48	50	52	54	56	58	60	62	1.5cm
Back Crotch Length	41.5	42	42.5	43	43.5	44	44.5	45	45.5	1 cm
Front Crotch Length	31	32	33	34	35	36	37	38	39	1 cm
Hem Circ. (½ only)	26	26.5	27	27.5	28	28.5	29	29.5	30	.5 cm
Yoke Depth	22	22	22	22	22	22	22	22	22	1 cm
Back Width (in line with bottom of yoke)	44	45	46	47	48	49	50	51	52	1 cm
Shoulder Length	17.5	18	18.5	19	19.5	20	20.5	21	21.5	.5 cm
Collar length	45.5	48	50.5	53	55.5	58	60.5	63	65.5	1 cm
Sleeve Length (sleeve head to cuff)	56.5	58	59.5	61	62.5	64	65.5	67	68.5	1 cm
Insleeve Length (underarm to cuff)	47	48.5	50	51.5	53	54.5	56	57.5	59	.5 cm
Cuff Length (edge to edge)	29	30	31	32	33	34	34	34	34	1 cm

SCALE OF MEASUREMENTS - COVERALLS, UNISEX (Continued)

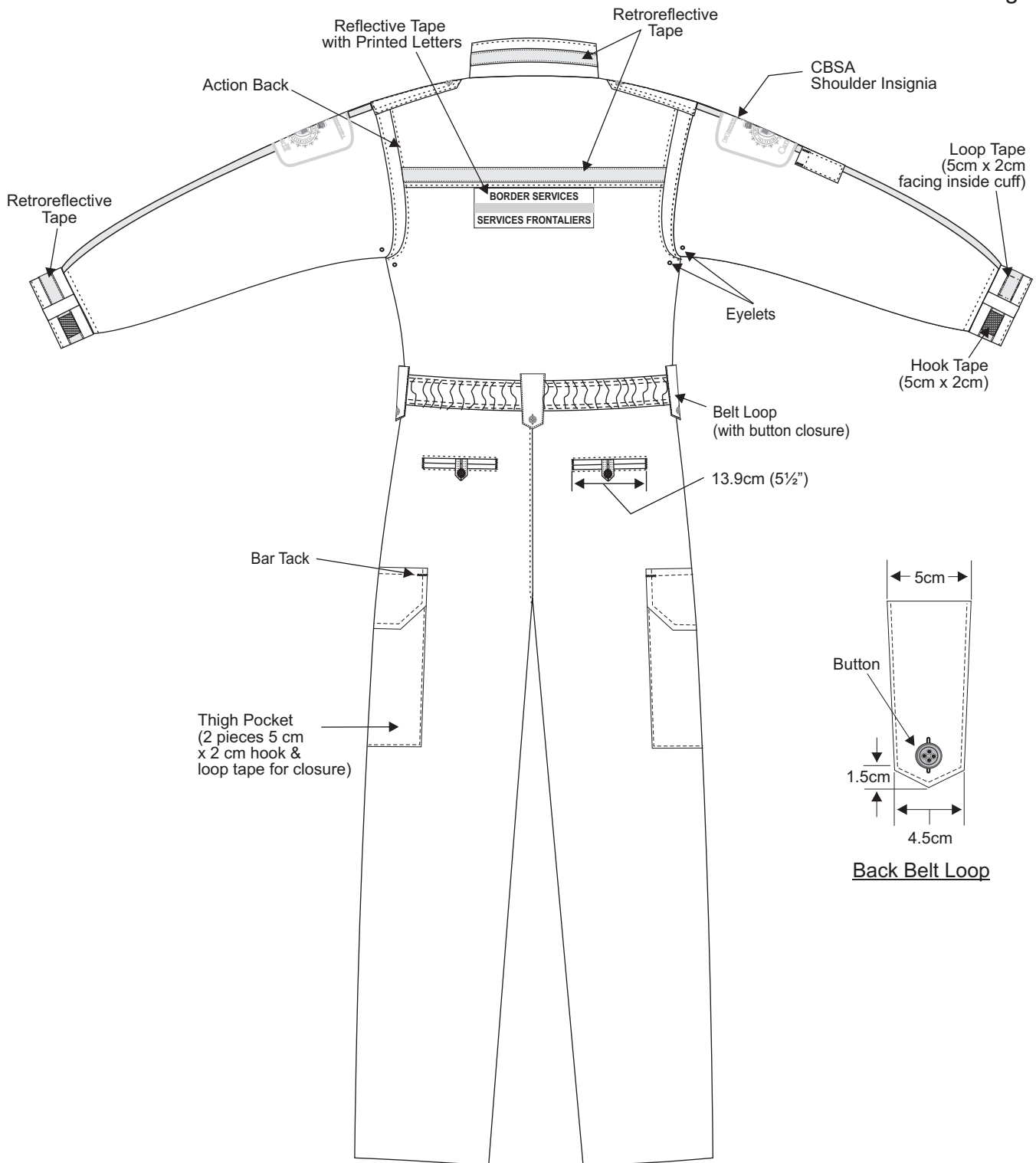
Height 5'11"-6'3" Tall	XSmall TALL	Small TALL	Medium TALL	Large TALL	XLarge TALL	2XLarge TALL	3XLarge TALL	4XLarge TALL	5XLarge TALL	Tolerances
Body Measurements										
Chest (inches)	32 - 34	36 - 38	40 - 42	44 - 46	48 - 50	52 -54	56 - 58	60 - 62	64 - 66	
Finished Garment Measurements										
Chest Circ.	96.5	106.5	116.75	127	137	147.25	157.5	167.5	177.75	2 cm
Waist Circ. (Relaxed)	66	76	86.25	96.5	106.5	116.75	127	137	147.25	2 cm
Seat Circ. (20cm below center front)	97.5	107.5	117.75	128	138	148.25	158.5	168.5	178.75	2 cm
Inseam	96	96	96	96	96	96	96	96	96	1.5cm
Back Length (base of collar to top of waistband channel)	51	53	55	57	59	61	63	65	67	1.5cm
Back Crotch Length	43.5	44	44.5	45	45.5	46	46.5	47	47.5	1 cm
Front Crotch Length	33	34	35	36	37	38	39	40	41	1 cm
Hem Circ. (½ only)	26	26.5	27	27.5	28	28.5	29	29.5	30	.5 cm
Yoke Depth	22	22	22	22	22	22	22	22	22	1 cm
Back Width (in line with bottom of yoke)	44	45	46	47	48	49	50	51	52	1 cm
Shoulder Length	17.5	18	18.5	19	19.5	20	20.5	21	21.5	.5 cm
Collar length	45.5	48	50.5	53	55.5	58	60.5	63	65.5	1 cm
Sleeve Length (sleeve head to cuff)	60.5	62	63.5	65	66.5	68	69.5	71	72.5	1 cm
Insleeve Length (underarm to cuff)	51	52.5	54	55.5	57	58.5	60	61.5	63	.5 cm
Cuff Length (edge to edge)	29	30	31	32	33	34	34	34	34	1 cm

APPENDIX
Coveralls, Unisex
CBSA/ASFC-2012-10-115
Dwg. 1



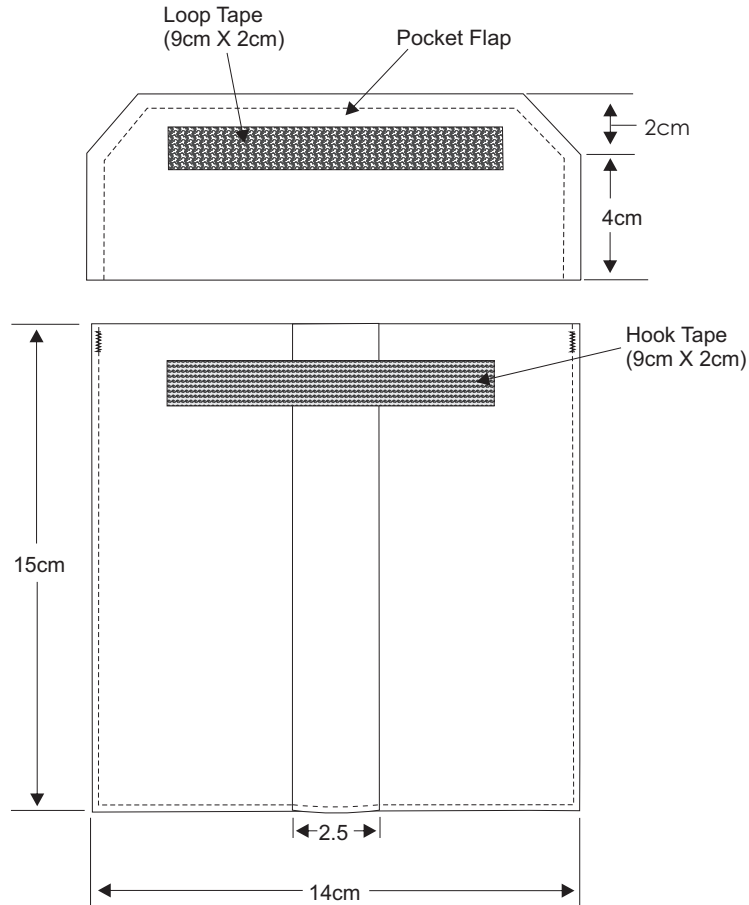
All Measurements in Centimeters
NOT TO SCALE

APPENDIX
Coveralls, Unisex
CBSA/ASFC-2012-10-115
Dwg. 2

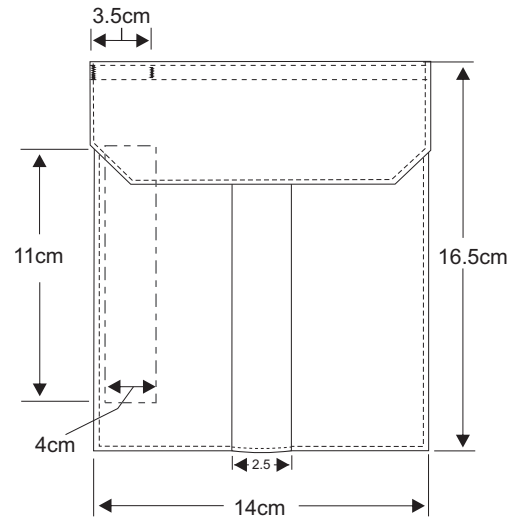


Back View

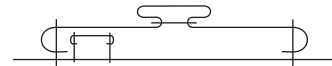
All Measurements in Centimeters
NOT TO SCALE



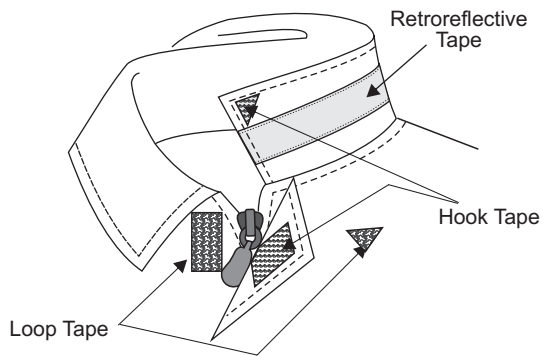
Right Pocket



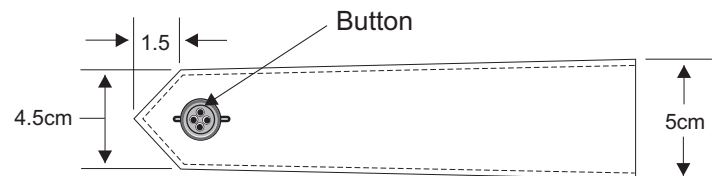
Left Pocket
(showing outline of Pencil Pocket)



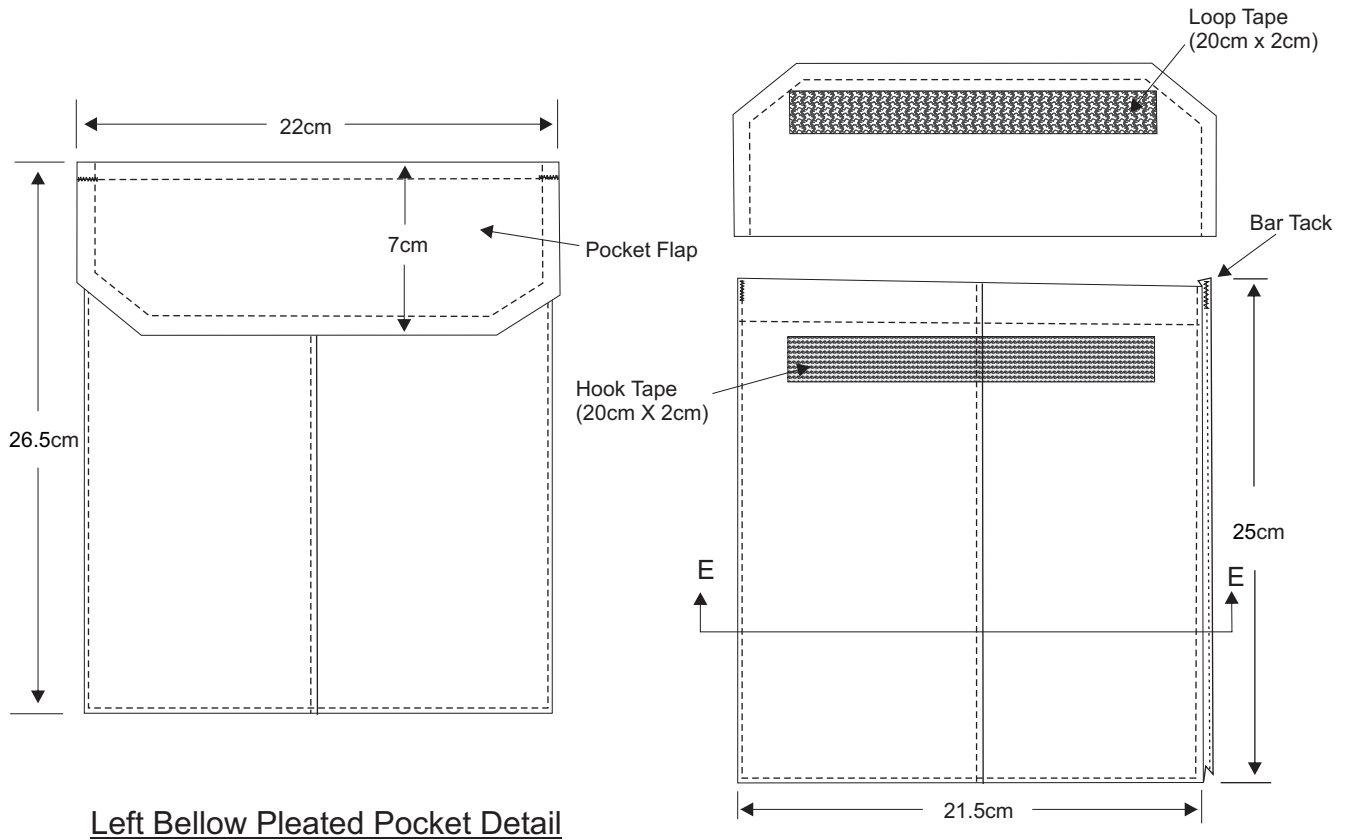
Left Pocket Top View



Collar Detail

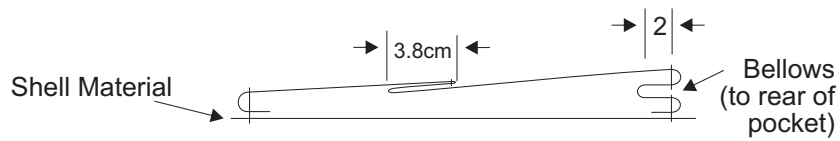


Epaulettes



Left Bellow Pleated Pocket Detail

Left Pleated Bellow Pocket
shown with flap open



Section E-E
Left Pleated Bellow Pocket & Coverall leg