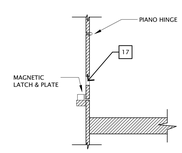

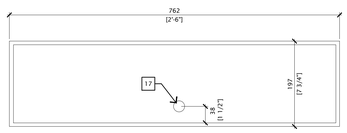

10 CW-4 ACCESS DOOR DETAIL
SCALE 1:5

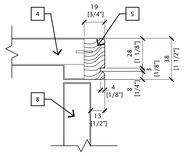

9 CW-4 TOP EDGE DETAIL
SCALE 1:2

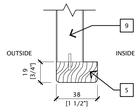

7 CW-4 GABLE EDGE DETAIL
SCALE 1:2

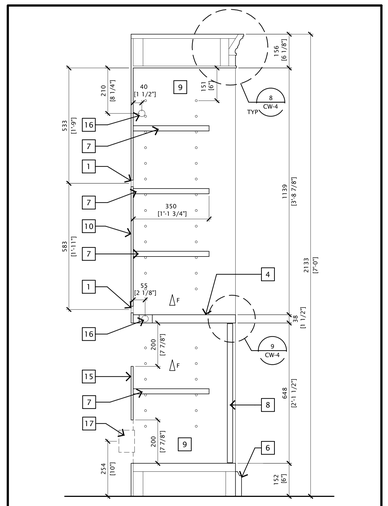

5 CW-4 MP BOOKCASE UNIT SECTION
1:10

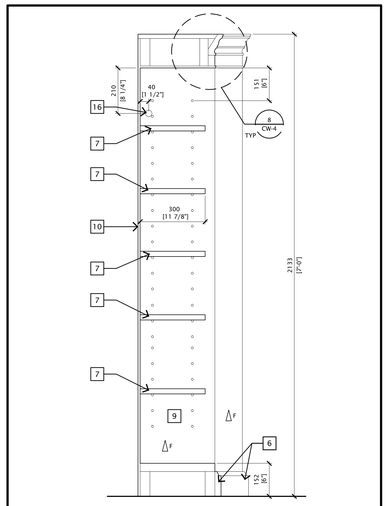

4 CW-4 MP BOOKCASE UNIT SECTION
1:10

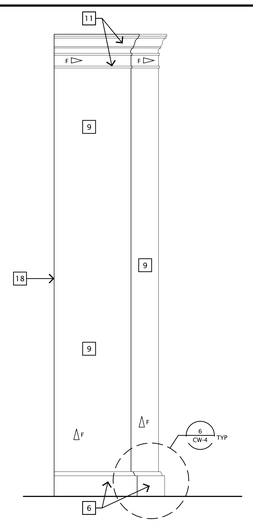

3 CW-4 MP BOOKCASE UNIT SIDE ELEVATION
1:10

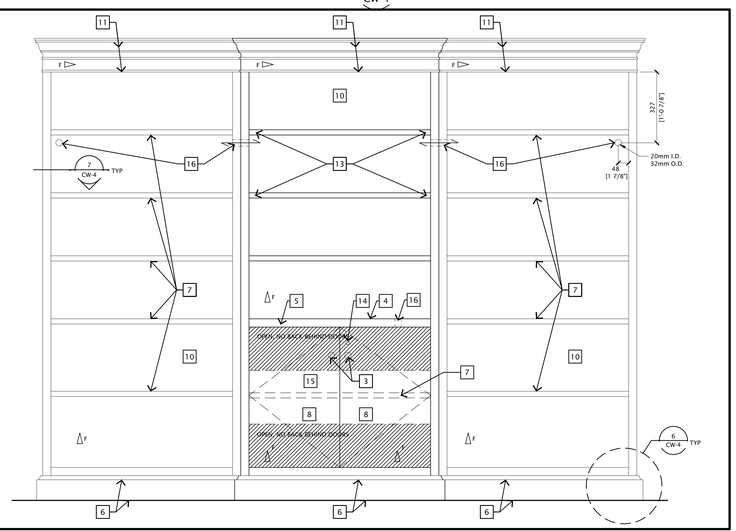

2 CW-4 MP BOOKCASE UNIT FRONT ELEVATION
1:10

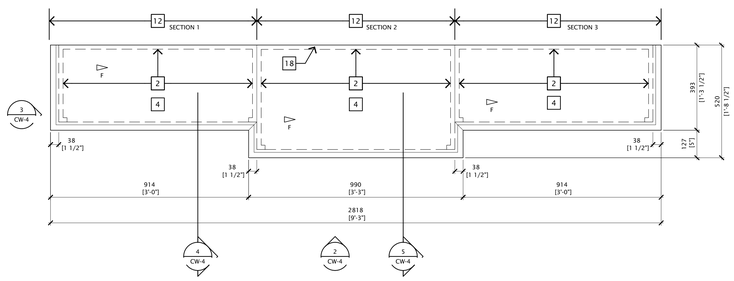

1 CW-4 MP BOOKCASE UNIT OVERALL PLAN
1:10

DRAWING NOTES

1. 20mm I.D. CABLE GROMMETS WITH REUSABLE COVERS. PROVIDE TWO, CENTERED HORIZONTALLY
2. OUTLINE OF GABLES AND BACK PANELS BELOW TOP
3. KNOBS AS SPECIFIED IN SOW
4. WALNUT VENEERED TOP
5. SOLID WALNUT EDGE
6. SOLID WALNUT BASE
7. 25mm [1"] THICK WALNUT VENEERED SHELVES, HEIGHT ADJUSTABLE ON 63mm [2 1/2"] INCREMENTS
8. WALNUT VENEERED DOORS
9. WALNUT VENEERED GABLE
10. WALNUT VENEERED PANEL
11. SOLID WALNUT MOULDING
12. CONSTRUCT BOOKCASE IN THREE SECTIONS AND CONNECT WITH METAL-TO-METAL KNOCK DOWN TYPE FASTENING HARDWARE TO ACCOMMODATE SITE ASSEMBLY AND FOR FUTURE RELOCATION. HARDWARE TO BE SET FLUSH WITH SURFACE OF COMPONENTS AND CONCEALED FROM VIEW
13. PROVIDE 19mmx19mm [3/4"x3/4"] DIAGONAL NOTCHES AT BACK CORNERS OF ALL ADJUSTABLE SHELVES FOR VERTICAL WIRE CONNECTION (VCR AND T.V.). TYPICAL ALL SHELVES

NOTE: ALL REAR CORNERS OF ADJUSTABLE SHELVES TO BE 19mm [3/4"] CHAMFER AND FINISH WITH VENEER

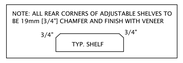

14. KEYED LOCK TO MATCH DOORS. FINISH AS SPECIFIED
15. PARTIAL BACK GABLE BEHIND DOORS ONLY
16. 20mm I.D. CABLE GROMMETS WITH REUSABLE COVERS, CENTRED 210mm [8 1/4"] BELOW TOP PANEL (6 GROMMETS IN TOTAL)
17. ELECTRICAL OUTLET ON WALL BEYOND @ 406mm [16"] A.F.F.
18. WALNUT VENEERED BACK PANEL

WRITTEN FURNITURE SPECIFICATIONS TO TAKE PRECEDENCE OVER DRAWING NOTES

GENERAL NOTES

A. REFER TO SPECIFICATION FOR FINISHING OF ALL WALNUT VENEER SURFACES.
B. SAMPLE REQUIRED FOR RFP

Publics Works and Government Services Canada / Travaux publics et Services gouvernementaux Canada

Canada

Parliamentary Precinct Branch
107 Sparks Street
Ottawa, Ontario
K1A 0S5

Direction générale de la Cité parlementaire
107 rue Sparks
Ottawa, Ontario
K1A 0S5

NORR Limited
An Ingenium Group Company

175 Bloor St. East
North Tower, 15th Floor
Toronto, ON, Canada M4W 3R8
www.norr.com

NORR
ARCHITECTS ENGINEERS PLANNERS

This drawing shall not be used for construction purposes until the seal appearing hereon is signed and dated by the Architect or Engineer.

revision		date
6	ISSUED FOR RFP	2013-11-14

A detail no. / no. du détail
B location drawing no. / no. de localisation
C drawing no. / no. du dessin

project / projet
WELLINGTON BUILDING RENOVATION

180 WELLINGTON STREET
OTTAWA, ONTARIO

drawing / dessin
MP BOOKCASE UNIT (CW-4) PLAN's, EL's, & SECT's

Designed By	NORR Toronto	Conçu par
Date	2010/03/01	(yyyy/mm/dd)
Drawn By	NORR Toronto	Dessiné par
Date	2010/10/01	(yyyy/mm/dd)
Reviewed By	M.DELEAN	Examiné par
Date	2011/03/21	(yyyy/mm/dd)
Approved By	S.BALDASSARRA	Approuvé par
Date	2011/03/21	(yyyy/mm/dd)
Tender		Soumission
Project Manager	S. LEPAGE	Administrateur de projets
Project no.	R.009790.059	No. du projet
Drawing no.	CW-4	No. du dessin

PRINTED: 27 March 2014 - 6:16 PM BY: Lizanne Dubien

PWGSC PPB A0 (1189x841)