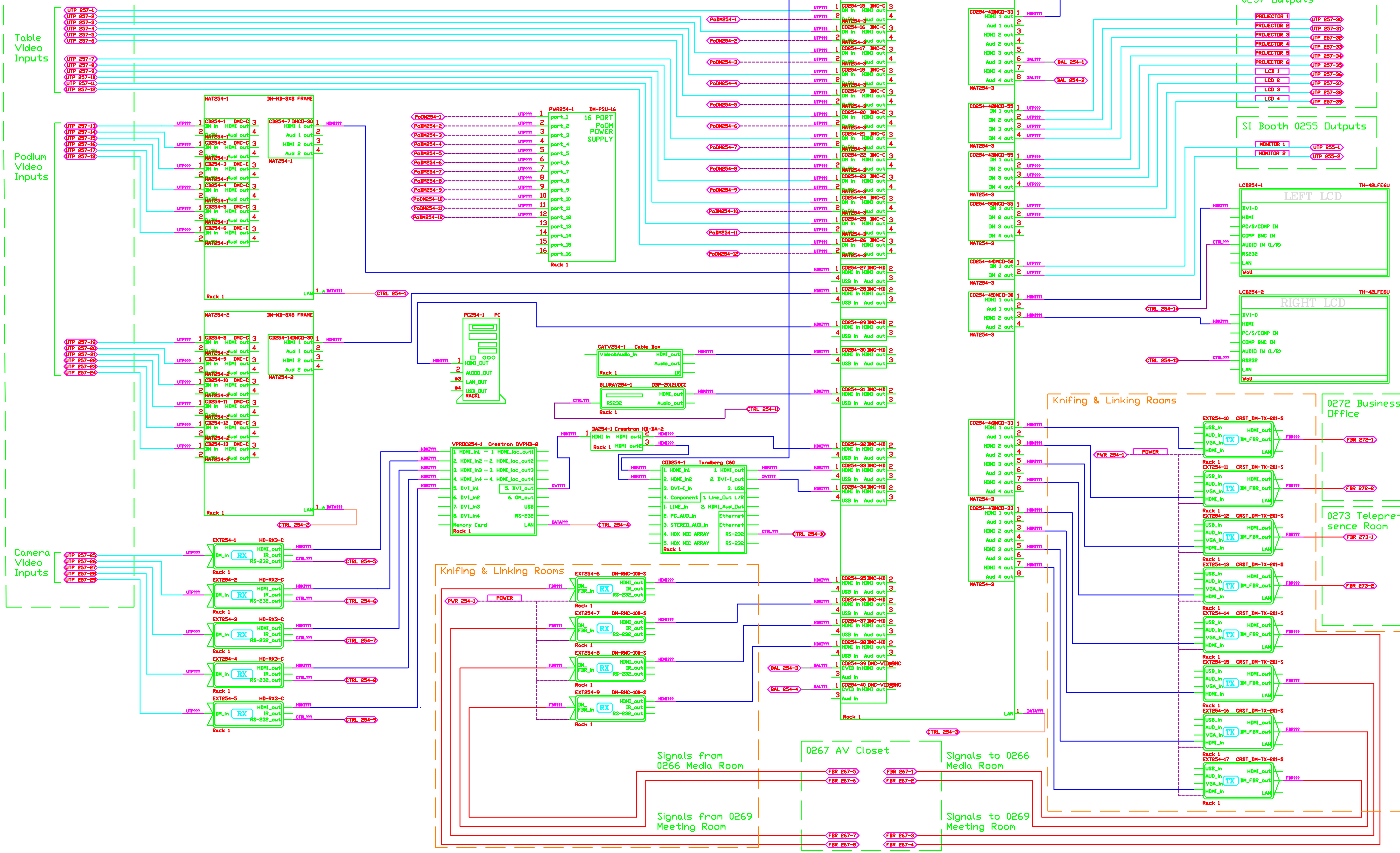


**Main Conference Room
0257 Inputs**



Notes:

1. All items NIC are to be installed but are client supplied
2. Provide mounts for all equipment shown
3. Not all control system items are shown. Refer to specification
4. Provide control for all A/V devices capable of control (serial, IR, CC, etc.)
5. Provide unambiguous labelling for all connectors and cables
6. Provide all DC pwr and AC distrib. in millwork, racks, cabinets and tables with AV
7. Provide all required racks to mount equipment and rack rails in millwork
8. Provide all AV faceplates for floor, wall and ceiling boxes
9. Connect AV systems to Ethernet where instructed by the client.
10. All cables that are dashed are not part of the AV Contractor's work.

SIGNAL LEGEND

UTP100	colour 100	USB
UTP100	colour 4	UTP AV
HDMI100	colour 9	HDMI
VGA100	colour 96	VGA
DVI100	colour 27	DVI
FIBER100	colour 1	FIBER
BAL100	colour 136	BAL MIC
BAL100	colour 8	BAL LINE
LAN100	colour 166	LAN
SPK100	colour 7	SPEAKER
DIG100	colour 94	DIGITAL
BATA100	colour 25	UTP DATA
CTRL100	colour 86	CONTROL
RF100	colour 88	RF

No	DATE	ISSUE

THIS DRAWING IS NOT TO BE USED FOR CONSTRUCTION UNLESS SIGNED BY THE OWNER.

____ DATE _____

CONSULTANTS

THE CONTRACTOR MUST VERIFY ALL DIMENSIONS ON SITE AND REPORT ANY QUESTIONS OR ERRORS TO THE CLIENT BEFORE BEGINNING WORK. DRAWINGS SHOULD NOT BE SCALED.

STATE OF THE ART ACOUSTIK INC.

43-1010 Polytek St. Ottawa, Ontario, Canada
 K1J 9J3 613-745-2003 FAX 613-745-9687
 E-mail: soto@sota.ca URL: www.sota.ca

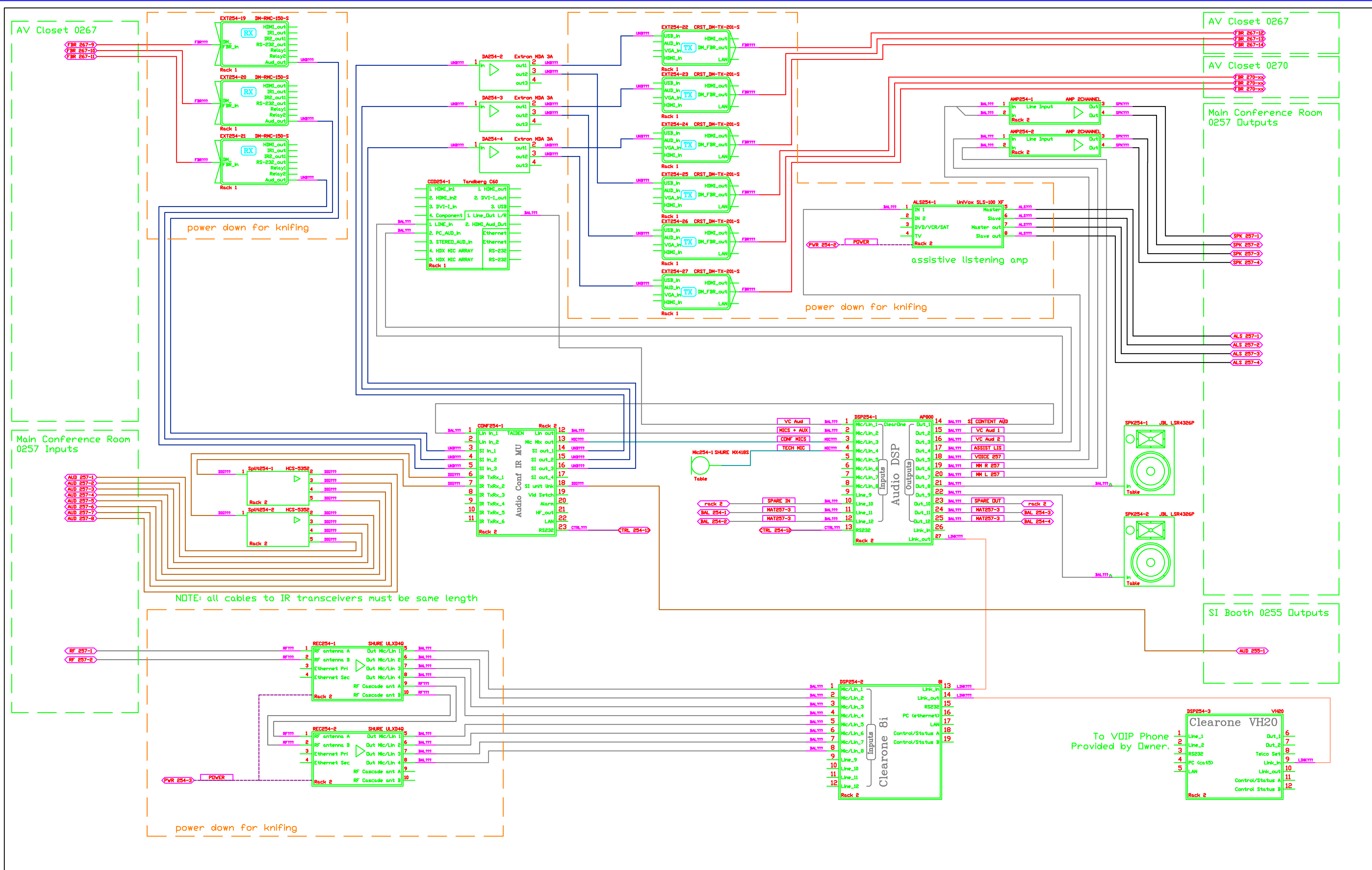
PROJECT
DMA 90 Elgin Conference Flr

DRWN BY: JF DATE: 2013/10/29

CHECKED BY: CF SCALE: NONE

DRAWING: Rm 0254 Video 100% R1
Tech Booth in Main Conference Room

FILE NAME: 90ElginAVPh2\AV001 DRAWING No: AV001



NOTE: all cables to IR transceivers must be same length

To VOIP Phone Provided by Owner.

Notes:

- All items NIC are to be installed but are client supplied
- Provide mounts for all equipment shown
- Not all control system items are shown. Refer to specification
- Provide control for all A/V devices capable of control (serial, IR, CC, etc.)
- Provide unambiguous labelling for all connectors and cables
- Provide all DC pwr and AC distrib. in millwork, racks, cabinets and tables with AV
- Provide all required racks to mount equipment and rack rails in millwork
- Provide all AV faceplates for floor, wall and ceiling boxes
- Connect AV systems to Ethernet where instructed by the client.
- All cables that are dashed are not part of the AV Contractor's work.

SIGNAL LEGEND	
USB000	colour 120
UTP AV	colour 4
HDMI	colour 9
VGA000	colour 96
DVI000	colour 27
FIBER	colour 1
BAL MIC	colour 136
BAL LINE	colour 8
UNB LINE	colour 166
SPEAKER	colour 7
DIGITAL	colour 34
UTP DATA	colour 61
CONTROL	colour 816
RF	colour 88


No	DATE	ISSUE	CONSULTANTS

No	DATE	REVISIONS	BY

THIS DRAWING IS NOT TO BE USED FOR CONSTRUCTION UNLESS SIGNED BY THE OWNER.

DATE

THE CONTRACTOR MUST VERIFY ALL DIMENSIONS ON SITE AND REPORT ANY QUESTIONS OR ERRORS TO THE CLIENT BEFORE BEGINNING WORK. DRAWINGS SHOULD NOT BE SCALED.

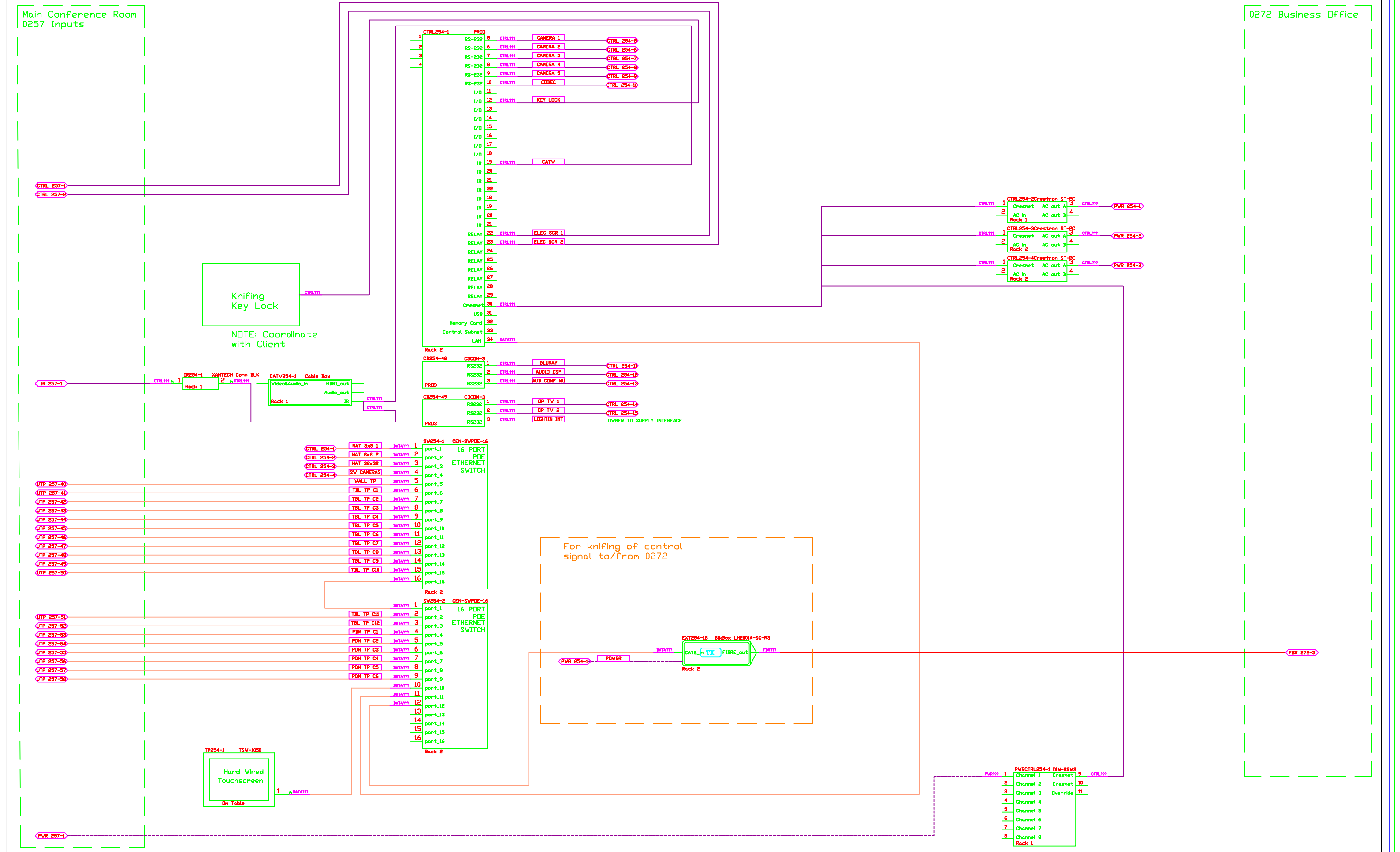


PROJECT
DMA 90 Elgin Conference Rm

DRWN BY: JF	DATE: 2013/10/29
CHECKED BY: CF	SCALE: NONE

DRAWING
Rm 0254 Audio 100%
Tech Booth in Main Conference Room

FILE NAME: 90ElginAVPh2\AV002	DRAWING NO: AV002
----------------------------------	----------------------



Notes: 1. All items NIC are to be installed but are client supplied
 2. Provide mounts for all equipment shown
 3. Not all control system items are shown. Refer to specification
 4. Provide control for all A/V devices capable of control (serial, IR, CC, etc.)
 5. Provide unambiguous labelling for all connectors and cables
 6. Provide all DC pwr and AC distrib. in millwork, racks, cabinets and tables with AV
 7. Provide all required racks to mount equipment and rack rails in millwork
 8. Provide all AV faceplates for floor, wall and ceiling boxes
 9. Connect AV systems to Ethernet where instructed by the client.
 10. All cables that are dashed are not part of the AV Contractor's work.

SIGNAL LEGEND

USB	colour: 120	USB
UTP AV	colour: 4	UTP AV
HDMI	colour: 9	HDMI
VGA	colour: 96	VGA
DVI	colour: 27	DVI
FIBER	colour: 1	FIBER
BAL NIC	colour: 196	BAL NIC
BAL LINE	colour: 8	BAL LINE
UNB LINE	colour: 166	UNB LINE
SPEAKER	colour: 7	SPEAKER
DIGITAL	colour: 94	DIGITAL
UTP DATA	colour: 23	UTP DATA
CONTRDL	colour: 216	CONTRDL
RF	colour: 255	RF


No	DATE	ISSUE

No	DATE	REVISIONS	BY

CONSULTANTS

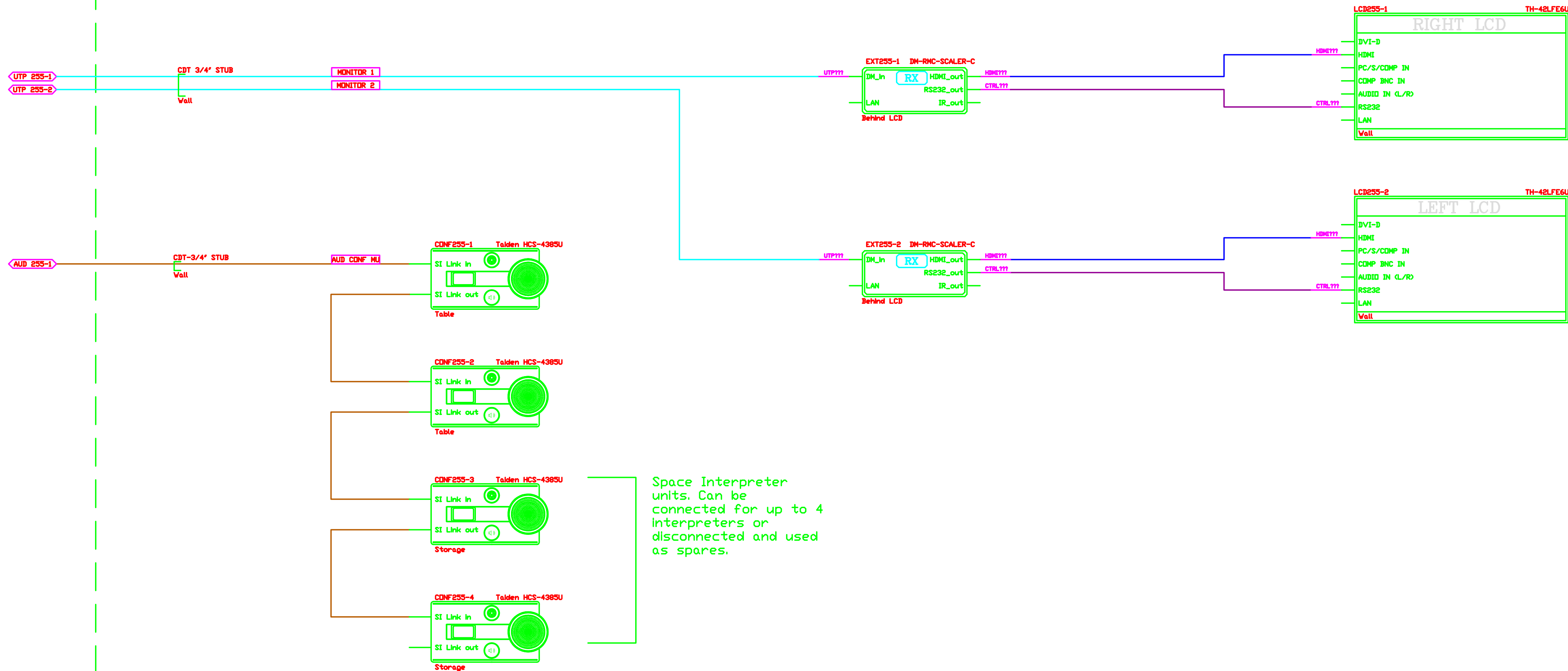
THIS DRAWING IS NOT TO BE USED FOR CONSTRUCTION UNLESS SIGNED BY THE OWNER.

DATE _____



PROJECT	
DMA 90 Elgin Conference Flr	
DRAWN BY: JF	DATE: 2013/10/29
CHECKED BY: CF	SCALE: NONE
DRAWING: Rm 0254 Control 100% R1 Tech Booth in Main Conference Room	
FILE NAME: 90ElginAVPh2\AV003	DRAWING No: AV003

Tech Booth 0254



Space Interpreter units. Can be connected for up to 4 interpreters or disconnected and used as spares.

- Notes:
1. All items NIC are to be installed but are client supplied
 2. Provide mounts for all equipment shown
 3. Not all control system items are shown. Refer to specification
 4. Provide control for all A/V devices capable of control (serial, IR, CC, etc.)
 5. Provide unambiguous labelling for all connectors and cables
 6. Provide all DC pwr and AC distrib. in millwork, racks, cabinets and tables with AV
 7. Provide all required racks to mount equipment and rack rails in millwork
 8. Provide all AV faceplates for floor, wall and ceiling boxes
 9. Connect AV systems to Ethernet where instructed by the client.
 10. All cables that are dashed are not part of the AV Contractor's work.

SIGNAL LEGEND

USB	colour: 100	USB
UTP AV	colour: 4	UTP AV
HDMI	colour: 8	HDMI
VGA	colour: 26	VGA
DVI	colour: 37	DVI
FIBER	colour: 1	FIBER
BAL MIC	colour: 126	BAL MIC
BAL LINE	colour: 8	BAL LINE
UNB LINE	colour: 146	UNB LINE
SPEAKER	colour: 7	SPEAKER
DIGITAL	colour: 34	DIGITAL
UTP DATA	colour: 21	UTP DATA
CONTROL	colour: 256	CONTROL
RF	colour: 255	RF

No	DATE	REVISIONS	BY


No	DATE	ISSUE

THIS DRAWING IS NOT TO BE USED FOR CONSTRUCTION UNLESS SIGNED BY THE OWNER.

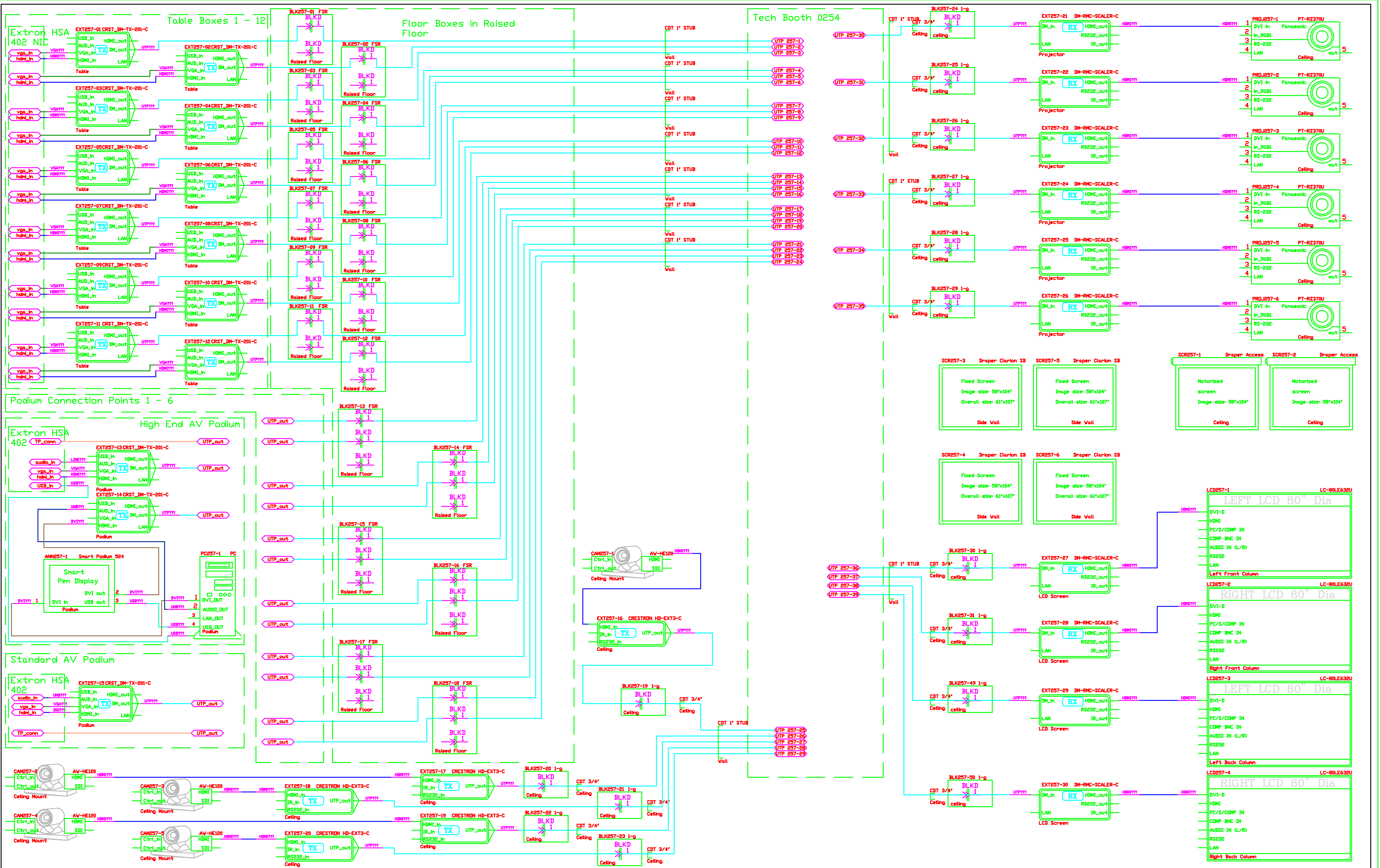
DATE _____

CONSULTANTS

THE CONTRACTOR MUST VERIFY ALL DIMENSIONS ON SITE AND REPORT ANY DISCREPANCIES OR CHANGES TO THE CLIENT BEFORE BEGINNING WORK. DRAWINGS SHOULD NOT BE SCALED.



PROJECT DMA 90 Elgin Conference Fir	
DRWN BY: JF	DATE: 2013/10/29
CHECKED BY: CF	SCALE: NONE
DRAWING Rm 0255 Video&Audio 100% R1 Inter. Booth for Main Conference Room	
FILE NAME: 90ElginAVPh2\AV004	DRAWING No. AV004



Notes: 1. All Items NIC are to be installed but are client supplied
 2. Provide mounts for all equipment shown
 3. Not all control system items are shown. Refer to specification
 4. Provide control for all A/V devices capable of control (serial, IR, CC, etc.)
 5. Provide unambiguous labelling for all connectors and cables
 6. Provide all DC pwr and AC distrib. in millwork, racks, cabinets and tables with AV
 7. Provide all required racks to mount equipment and rack rails in millwork
 8. Provide all AV faceplates for floor, wall and ceiling boxes
 9. Connect AV systems to Ethernet where instructed by the client.
 10. All cables that are dashed are not part of the AV Contractor's work.

SIGNAL LEGEND

USB100	colour 100	USB
UTP200	colour 4	UTP AV
HDMI200	colour 5	HDMI
VGA100	colour 96	VGA
DVI100	colour 37	DVI
FIBER100	colour 1	FIBER
BAL300	colour 135	BAL. MIC
BAL100	colour 8	BAL. LINE
LINE300	colour 166	UNB. LINE
SPEAKER	colour 7	SPEAKER
DIGITAL	colour 24	DIGITAL
DATA100	colour 81	UTP DATA
CONTROL	colour 156	CONTROL
RF100	colour 155	RF

No.	DATE	ISSUE	CONSULTANTS

No.	DATE	ISSUE

THIS DRAWING IS NOT TO BE USED FOR CONSTRUCTION UNLESS SIGNED BY THE OWNER.

DATE _____

STATE OF THE ART ACOUSTIK INC.

43-1010 Polytek St. Ottawa, Ontario, Canada
 K1J 8J3 613-745-2003 FAX 613-745-9687
 E-mail: sota@sota.ca URL: www.sota.ca

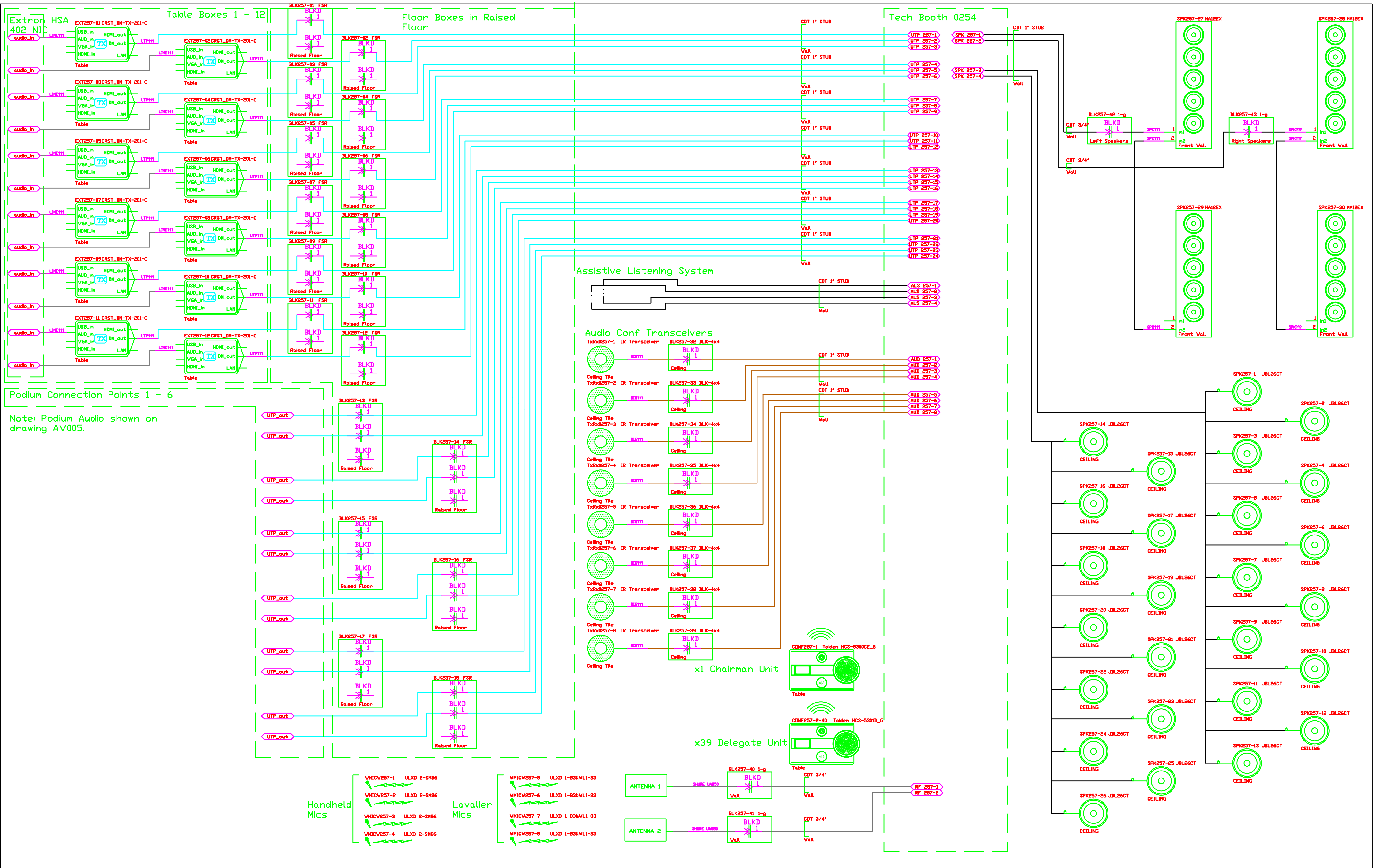
PROJECT
DMA 90 Elgin Conference Rm

DRWN BY: **JF** DATE: **2013/10/29**

CHECKED BY: **CF** SCALE: **NONE**

DRAWING: **Rm 0257 Video 100% R1**
Main Conference Room

FILE NAME: **90ElginAVPh2\AV005** DRAWING No.: **AV005**



Note: Podium Audio shown on drawing AV005.

- Notes:
1. All items NIC are to be installed but are client supplied
 2. Provide mounts for all equipment shown
 3. Not all control system items are shown. Refer to specification
 4. Provide control for all A/V devices capable of control (serial, IR, CC, etc.)
 5. Provide unambiguous labelling for all connectors and cables
 6. Provide all DC pwr and AC distrib. in millwork, racks, cabinets and tables with AV
 7. Provide all required racks to mount equipment and rack rails in millwork
 8. Provide all AV faceplates for floor, wall and ceiling boxes
 9. Connect AV systems to Ethernet where instructed by the client.
 10. All cables that are dashed are not part of the AV Contractor's work.

SIGNAL LEGEND		
USB	colour 255	USB
UTP	colour 4	UTP AV
HDMI	colour 9	HDMI
VGA	colour 96	VGA
DVI	colour 27	DVI
FIBER	colour 1	FIBER
BAL MIC	colour 136	BAL MIC
BAL LINE	colour 8	BAL LINE
UNB LINE	colour 166	UNB LINE
SPEAKER	colour 7	SPEAKER
DIGITAL	colour 24	DIGITAL
DATA	colour 25	DATA
CONTROL	colour 256	CONTROL
RF	colour 255	RF

No	DATE	ISSUE

THIS DRAWING IS NOT TO BE USED FOR CONSTRUCTION UNLESS SIGNED BY THE OWNER.

DATE _____

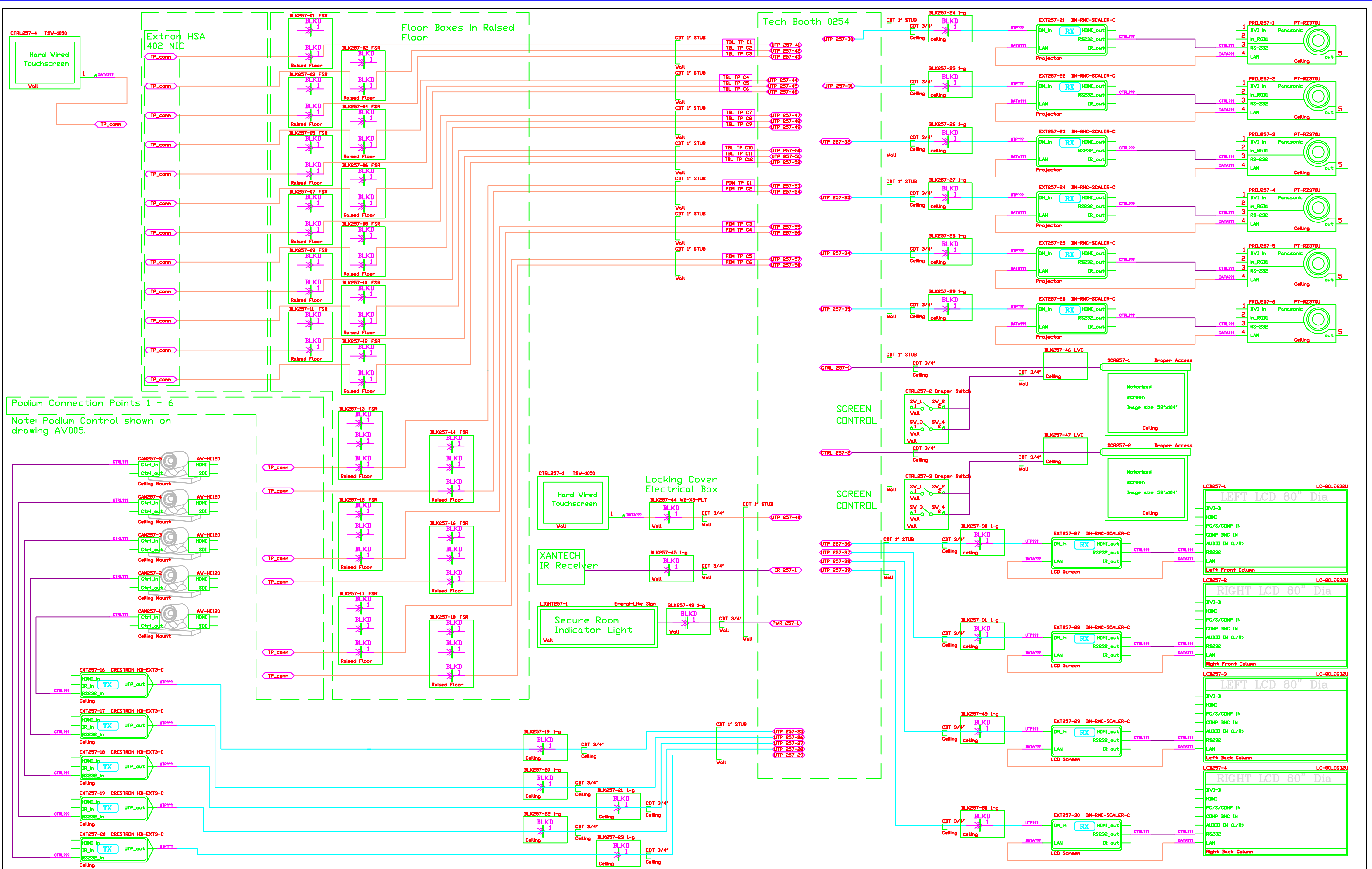
CONSULTANTS

THE CONTRACTOR MUST VERIFY ALL DIMENSIONS ON SITE AND REPORT ANY OMISSIONS OR ERRORS TO THE CLIENT BEFORE BEGINNING WORK. DRAWINGS SHOULD NOT BE SCALED.



PROJECT		DMA 90 Elgin Conference Rm	
DRWN BY	JF	DATE	2013/10/29
CHECKED BY	CF	SCALE	NONE
DRAWING		Rm 0257 Audio 100% R1 Main Conference Room	
FILE NAME	90ElginAVPh2\AV006	DRAWING No.	AV006

43-1010 Polytek St. Ottawa, Ontario, Canada
 K1J 9J3 613-745-2003 FAX 613-745-9887
 E-mail soto@sota.ca URL www.sota.ca



Podium Connection Points 1 - 6
 Note: Podium Control shown on drawing AV005.

- Notes:
1. All items NIC are to be installed but are client supplied
 2. Provide mounts for all equipment shown
 3. Not all control system items are shown. Refer to specification
 4. Provide control for all A/V devices capable of control (serial, IR, CC, etc.)
 5. Provide unambiguous labelling for all connectors and cables
 6. Provide all DC pwr and AC distrib. in millwork, racks, cabinets and tables with AV
 7. Provide all required racks to mount equipment and rack rails in millwork
 8. Provide all AV faceplates for floor, wall and ceiling boxes
 9. Connect AV systems to Ethernet where instructed by the client.
 10. All cables that are dashed are not part of the AV

SIGNAL LEGEND

USB100	colour: 100	USB
UTP100	colour: 4	UTP AV
HDMI100	colour: 3	HDMI
VGA100	colour: 96	VGA
DVI100	colour: 37	DVI
FIBER100	colour: 1	FIBER
MIC100	colour: 136	BAL MIC
BAL100	colour: 8	BAL LINE
UNB100	colour: 166	UNB LINE
SPK100	colour: 7	SPEAKER
DIG100	colour: 34	DIGITAL
BATA100	colour: 85	UTP DATA
CTRL100	colour: 256	CONTROL
RF100	colour: 255	RF

No	DATE	ISSUE	CONSULTANTS

THIS DRAWING IS NOT TO BE USED FOR CONSTRUCTION UNLESS SIGNED BY THE OWNER.

DATE _____

CONSULTANTS

THE CONTRACTOR MUST VERIFY ALL DIMENSIONS ON SITE AND REPORT ANY QUESTIONS OR ERRORS TO THE CLIENT BEFORE BEGINNING WORK. DRAWINGS SHOULD NOT BE SCALED.

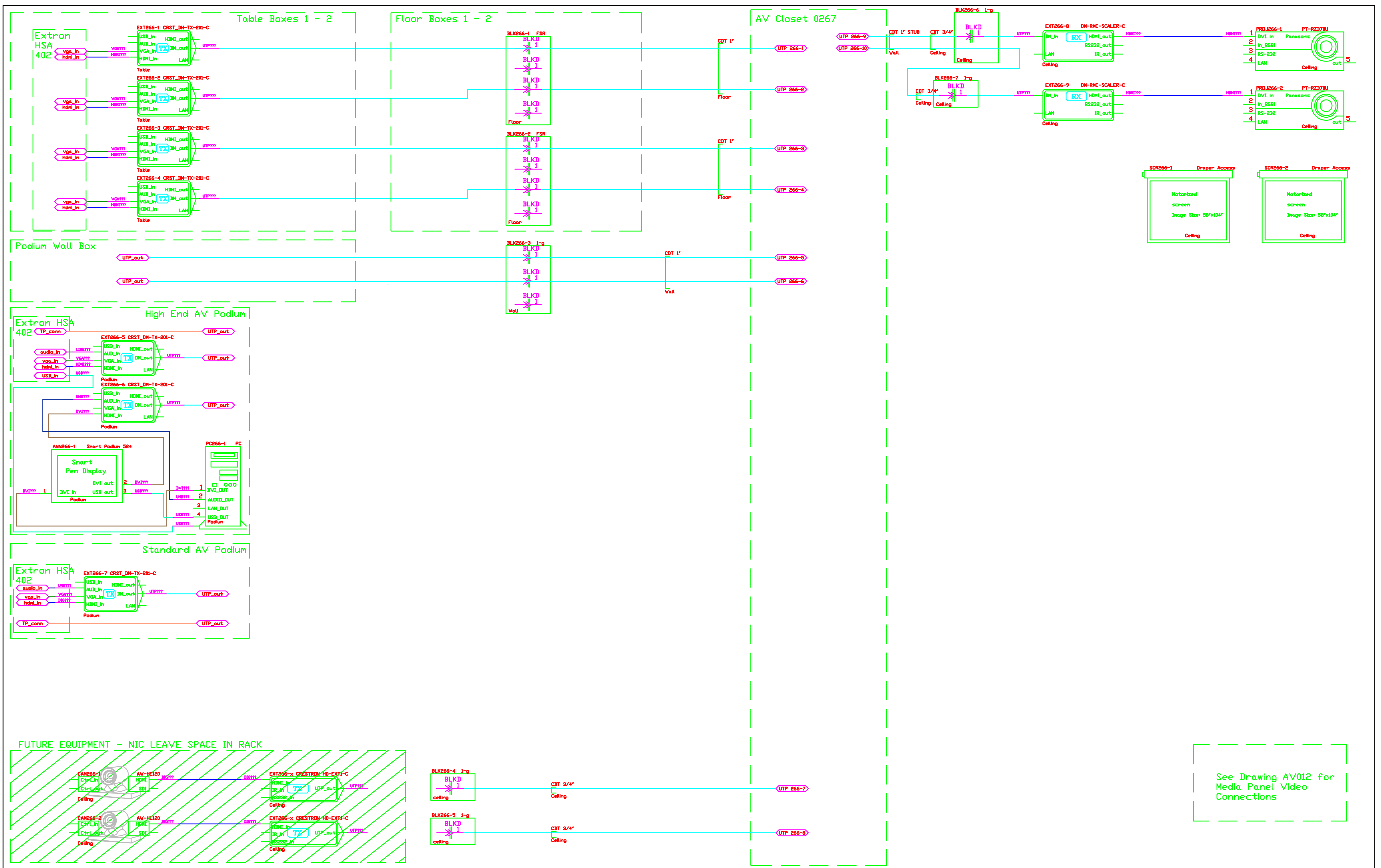
STATE OF THE ART ACOUSTIK INC.

43-1010 Polytek St. Ottawa, Ontario, Canada
 K1J 8J5 613-745-2003 FAX 613-745-9887
 E-mail: sota@saota.ca URL: www.sota.ca

PROJECT

DMA 90 Elgin Conference Rm

DRWN BY: JF	DATE: 2013/10/29
CHECKED BY: CF	SCALE: NONE
DRAWING: Rm 0257 Control 100% R1 Main Conference Room	
FILE NAME: 90ElginAVPh2\AV007	DRAWING NO: AV007



- Notes:
1. All items NIC are to be installed but are client supplied
 2. Provide mounts for all equipment shown
 3. Not all control system items are shown. Refer to specification
 4. Provide control for all A/V devices capable of control (serial, IR, CC, etc.)
 5. Provide unambiguous labelling for all connectors and cables
 6. Provide all DC pwr and AC distrib. in millwork, racks, cabinets and tables with AV
 7. Provide all required racks to mount equipment and rack rails in millwork
 8. Provide all AV faceplates for floor, wall and ceiling boxes
 9. Connect AV systems to Ethernet where instructed by the client.
 10. All cables that are dashed are not part of the AV

SIGNAL LEGEND

USB	colour 100	USB
UTP AV	colour 4	UTP AV
HDMI	colour 8	HDMI
VGA	colour 96	VGA
DVI	colour 97	DVI
FIBER	colour 1	FIBER
BAL MIC	colour 126	BAL MIC
BAL LINE	colour 9	BAL LINE
UNB LINE	colour 366	UNB LINE
SPEAKER	colour 7	SPEAKER
DIGITAL	colour 34	DIGITAL
UTP DATA	colour 31	UTP DATA
CONTROL	colour 856	CONTROL
RF	colour 858	RF

No.	DATE	REVISIONS	BY

No.	DATE	ISSUE

THIS DRAWING IS NOT TO BE USED FOR CONSTRUCTION UNLESS SIGNED BY THE OWNER.

DATE _____

CONSULTANTS

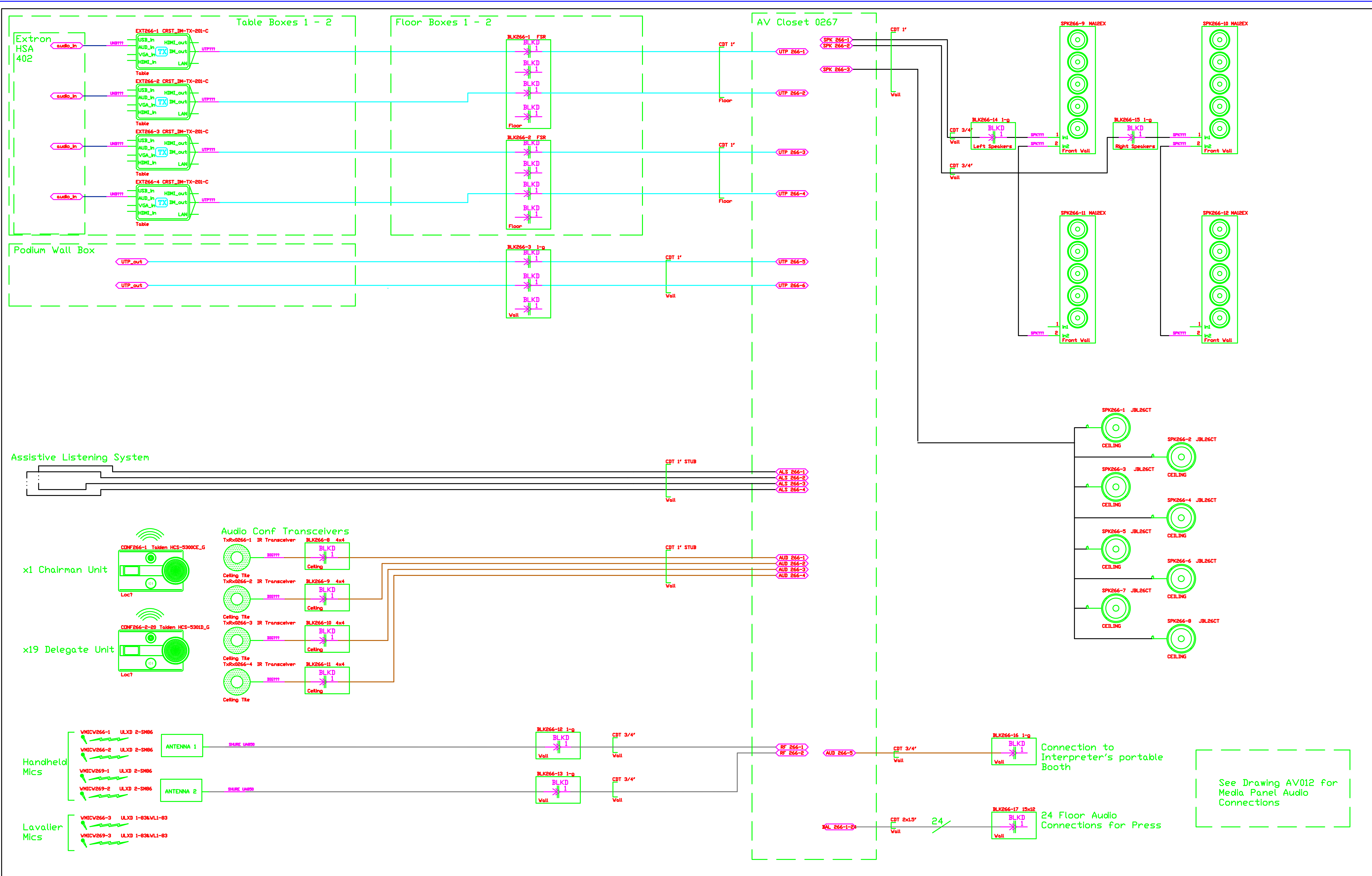
THE CONTRACTOR MUST VERIFY ALL DIMENSIONS ON SITE AND REPORT ANY QUESTIONS OR ERRORS TO THE CLIENT BEFORE BEGINNING WORK. DRAWINGS SHOULD NOT BE SCALED.

STATE OF THE ART ACOUSTIK INC.

43-1010 Polytek St. Ottawa, Ontario, Canada
 K1J 9J3 613-745-2003 FAX 613-745-9687
 E-mail sota@sota.ca URL www.sota.ca

PROJECT	
DMA 90 Elgin Conference Flr	
DRWN BY: JF	DATE: 2013/10/29
CHECKED BY: CF	SCALD: NONE
DRAWING	
Rm 0266 Video 100% R1 Media Room	
FILE NAME: 90ElginAVPh2\AV008	DRAWING No: AV008

See Drawing AV012 for Media Panel Video Connections



- Notes:**
- All items NIC are to be installed but are client supplied
 - Provide mounts for all equipment shown
 - Not all control system items are shown. Refer to specification
 - Provide control for all A/V devices capable of control (serial, IR, CC, etc.)
 - Provide unambiguous labelling for all connectors and cables
 - Provide all DC pwr and AC distrib. in millwork, racks, cabinets and tables with AV
 - Provide all required racks to mount equipment and rack rails in millwork
 - Provide all AV faceplates for floor, wall and ceiling boxes
 - Connect AV systems to Ethernet where instructed by the client.
 - All cables that are dashed are not part of the AV

SIGNAL LEGEND

ULXD200	colour 100	USB
UTP200	colour 4	UTP AV
HDMI200	colour 9	HDMI
VGA200	colour 95	VGA
DVI200	colour 37	DVI
FIBER200	colour 1	FIBER
MIC200	colour 136	BAL MIC
BAL200	colour 8	BAL LINE
UNB200	colour 366	UNB LINE
SPK200	colour 7	SPEAKER
DIG200	colour 24	DIGITAL
UTP200	colour 23	UTP DATA
CTL200	colour 256	CONTROL
RF200	colour 255	RF

REVISIONS

No.	DATE	REVISIONS	BY

ISSUE

No.	DATE	ISSUE

CONSULTANTS

NAME	DATE	ISSUE

THIS DRAWING IS NOT TO BE USED FOR CONSTRUCTION UNLESS SIGNED BY THE OWNER.

DATE _____

STATE OF THE ART ACOUSTIK INC.

43-1010 Polytek St. Ottawa, Ontario, Canada
 K1J 5J3 613-745-2003 FAX 613-745-9687
 E-mail: soa@soa.ca URL: www.soa.ca

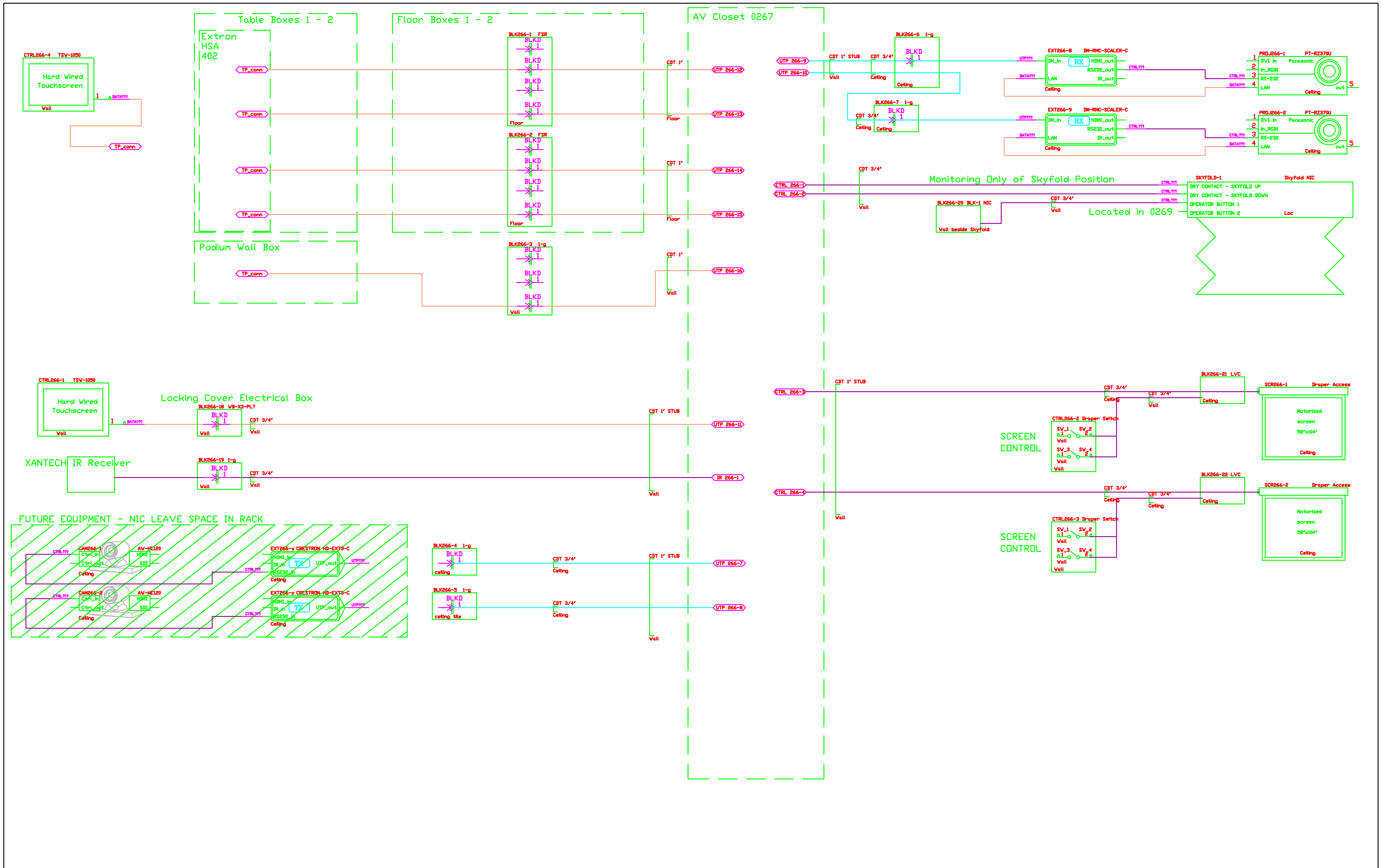
PROJECT
DMA 90 Elgin Conference Flr

DRWN BY: JF DATE: 2013/10/29
 CHECKED BY: CF SCALE: NONE

DRAWING: Rm 0266 Audio 100% R1
Media Room

FILE NAME: 90ElginAVPh2\AV009 DRAWING No: AV009

THE CONTRACTOR MUST VERIFY ALL DIMENSIONS ON SITE AND REPORT ANY OMISSIONS OR ERRORS TO THE CLIENT BEFORE BEGINNING WORK. DIMENSIONS SHOULD NOT BE SCALED.



- Notes:
1. All items NIC are to be installed but are client supplied
 2. Provide mounts for all equipment shown
 3. Not all control system items are shown. Refer to specification
 4. Provide control for all A/V devices capable of control (serial, IR, CC, etc.)
 5. Provide unambiguous labelling for all connectors and cables
 6. Provide all DC pwr and AC distrib. in millwork, racks, cabinets and tables with AV
 7. Provide all required racks to mount equipment and rack rails in millwork
 8. Provide all AV faceplates for floor, wall and ceiling boxes
 9. Connect AV systems to Ethernet where instructed by the client.
 10. All cables that are dashed are not part of the AV

SIGNAL LEGEND		
USB00	colour 100	USB
UTP00	colour 4	UTP AV
HDMI00	colour 5	HDMI
VGA00	colour 95	VGA
DVI00	colour 97	DVI
FIB00	colour 1	FIBER
MIC00	colour 136	BAL MIC
BAL00	colour 8	BAL LINE
UNB00	colour 166	UNB LINE
SPE00	colour 7	SPEAKER
DIGI00	colour 34	DIGITAL
DAT00	colour 81	UTP DATA
CTRL00	colour 256	CONTROL
RF00	colour 255	RF

No	DATE	REVISIONS	BY

No	DATE	ISSUE

CONSULTANTS

THIS DRAWING IS NOT TO BE USED FOR CONSTRUCTION UNLESS SIGNED BY THE OWNER.

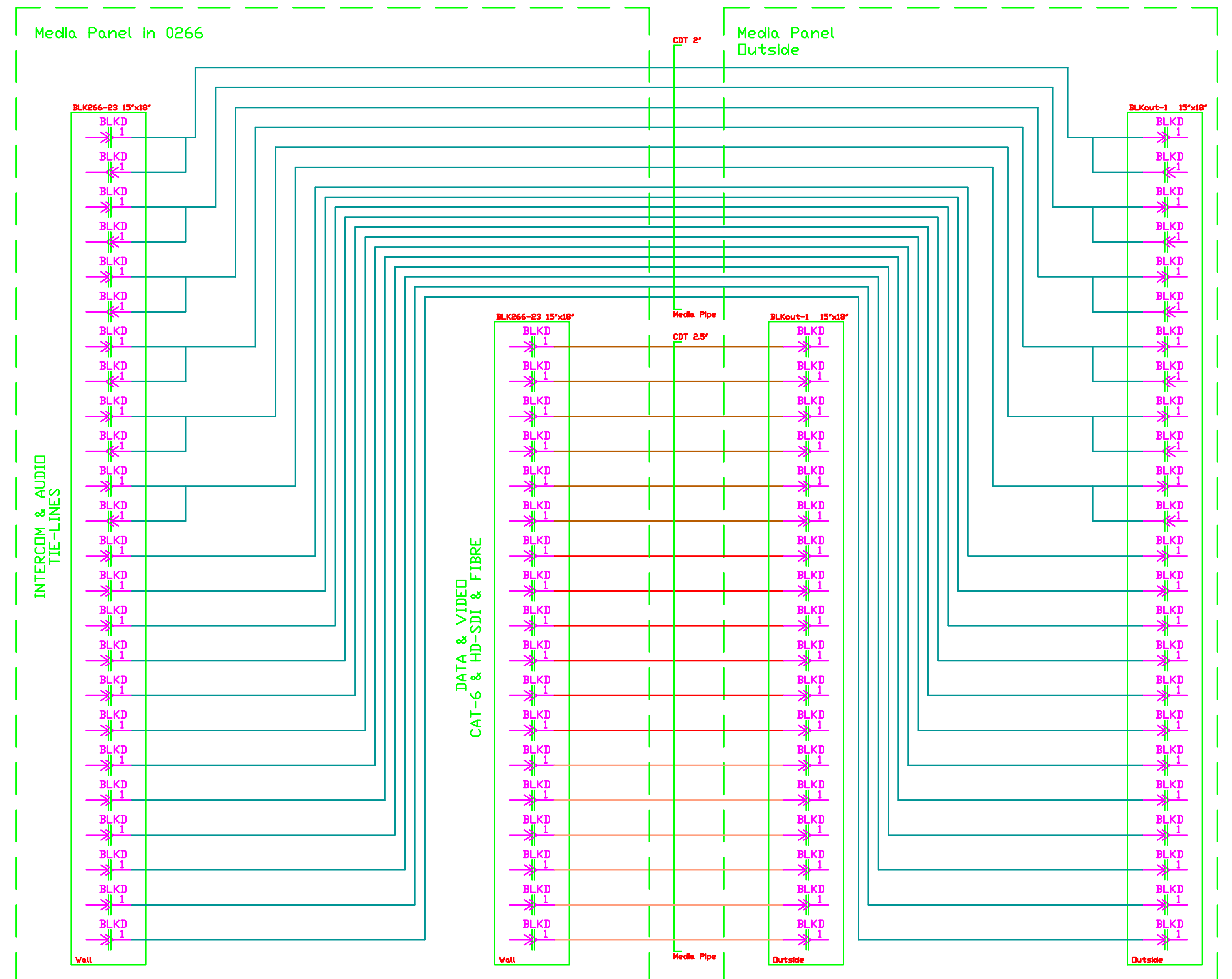
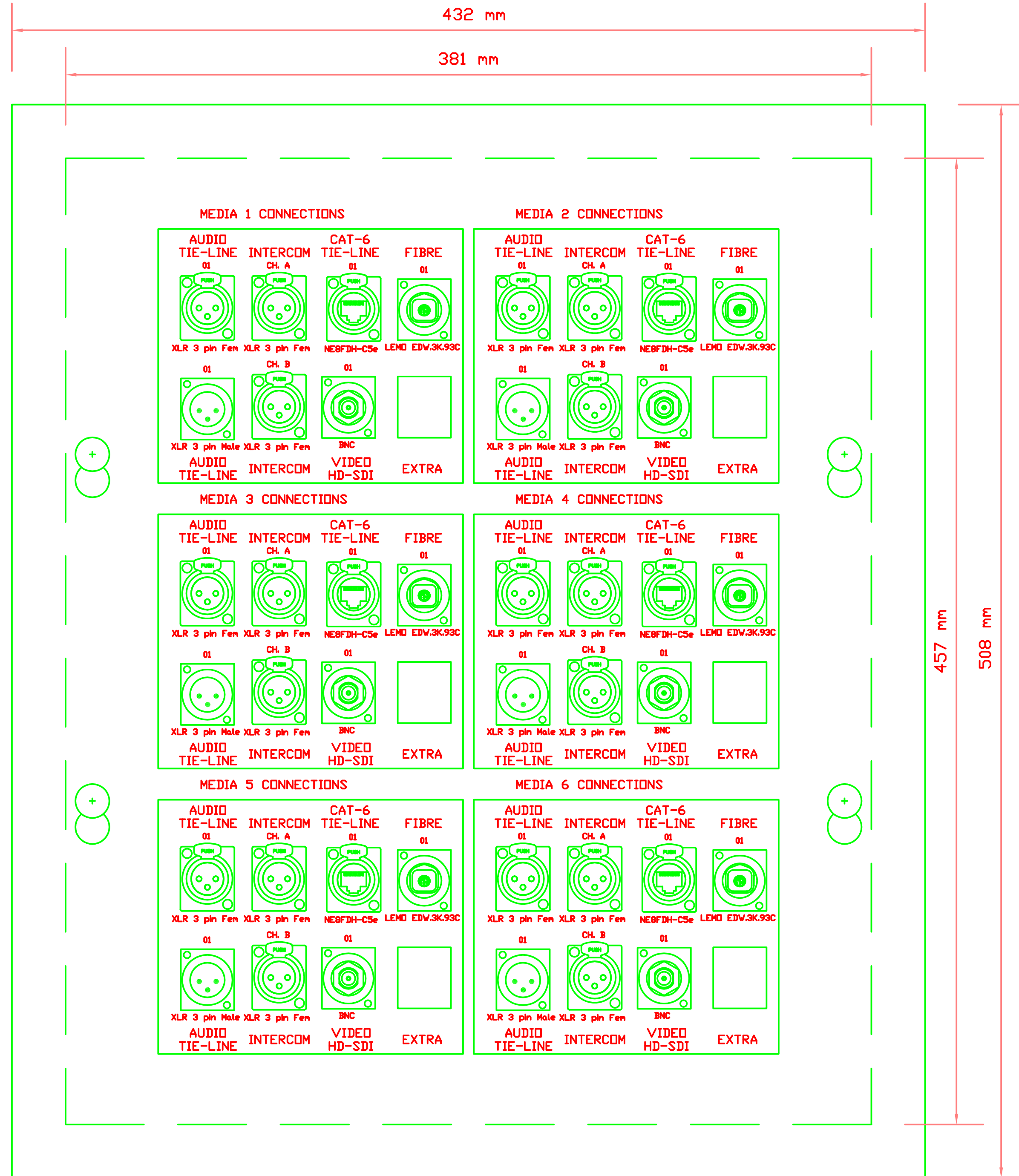
DATE _____

STATE OF THE ART ACOUSTIK INC.

43-1010 Polytek St. Ottawa, Ontario, Canada
 K1J 8J3 613-745-2003 FAX 613-745-8687
 E-mail sota@sota.ca URL www.sota.ca

PROJECT	
DMA 90 Elgin Conference Rm	
DRWN BY: JF	DATE: 2013/10/29
CHECKED BY: CF	SCALE: NONE
DRAWING	
Rm 0266 Control 100% R1 Media Room	
FILE NAME: 90ElginAVPh2\AV010	DRAWING No: AV010

THE CONTRACTOR MUST VERIFY ALL DIMENSIONS ON SITE AND REPORT ANY OMISSIONS OR ERRORS TO THE CLIENT BEFORE BEGINNING WORK. DRAWINGS SHOULD NOT BE SCALED.



Media Panel in 0266 & Outside

- Notes:
1. All items NIC are to be installed but are client supplied
 2. Provide mounts for all equipment shown
 3. Not all control system items are shown. Refer to specification
 4. Provide control for all A/V devices capable of control (serial, IR, CC, etc.)
 5. Provide unambiguous labelling for all connectors and cables
 6. Provide all DC pwr and AC distrib. in millwork, racks, cabinets and tables with AV
 7. Provide all required racks to mount equipment and rack rails in millwork
 8. Provide all AV faceplates for floor, wall and ceiling boxes
 9. Connect AV systems to Ethernet where instructed by the client.
 10. All cables that are dashed are not part of the AV

SIGNAL LEGEND	
USB	colour 128
UTP AV	colour 4
HDMI	colour 8
VGA	colour 96
DVI	colour 37
FIBER	colour 1
BAL MIC	colour 136
BAL LINE	colour 8
UNB LINE	colour 146
SPEAKER	colour 7
DIGITAL	colour 34
UTP DATA	colour 25
CONTROL	colour 256
RF	colour 251

No	DATE	ISSUE

No	DATE	ISSUE

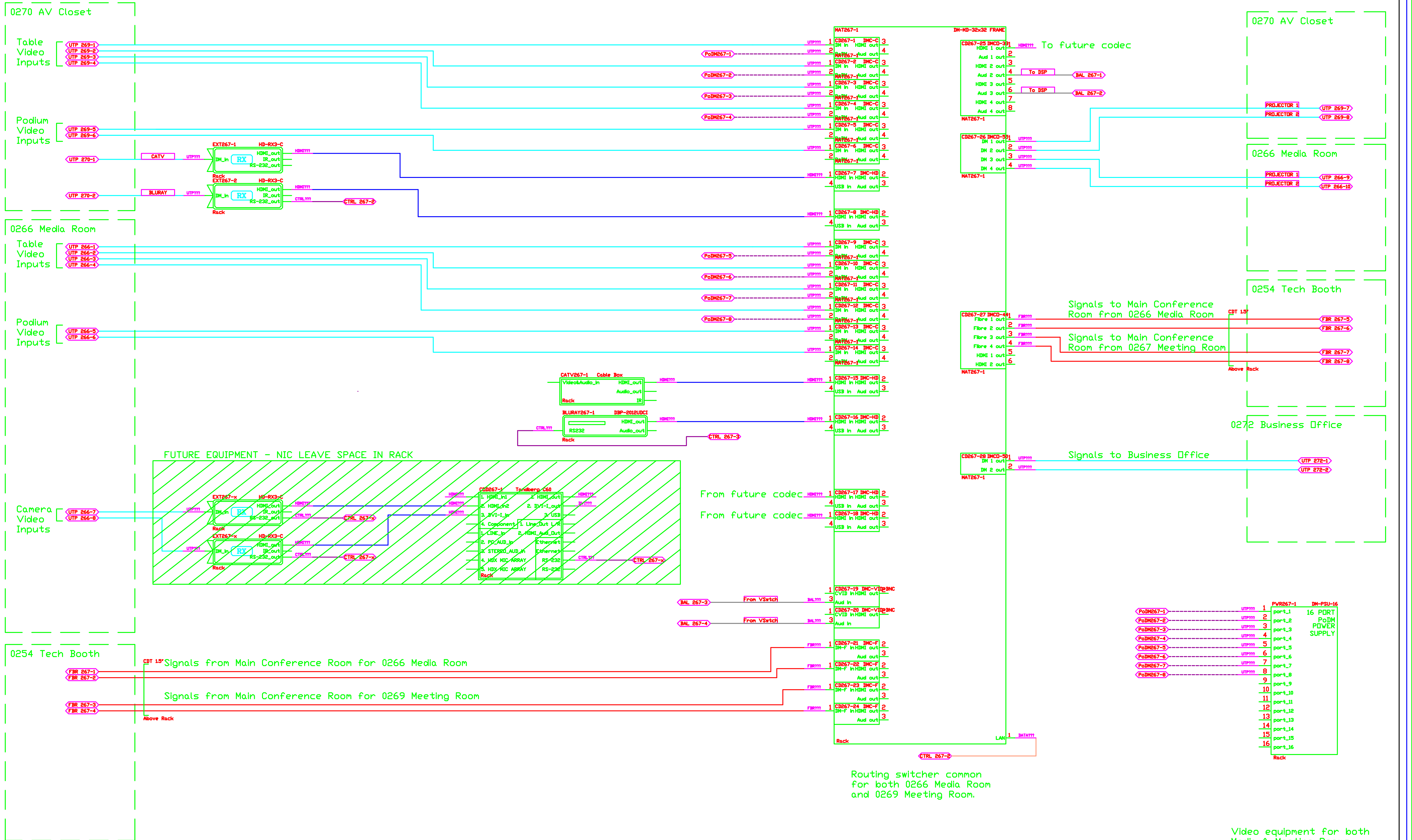
CONSULTANTS

THE CONTRACTOR MUST VERIFY ALL DIMENSIONS ON SITE AND REPORT ANY OMISSIONS OR ERRORS TO THE CLIENT BEFORE BEGINNING WORK. DRAWINGS SHOULD NOT BE SCALED.

STATE OF THE ART ACOUSTIK INC.

43-1010 Polytek St. Ottawa, Ontario, Canada
 K1J 9J3 613-745-2003 FAX 613-745-9887
 E-mail sota@sota.ca URL www.sota.ca

PROJECT	
DMA 90 Elgin Conference Rm	
DRWN BY: JF	DATE: 2013/10/29
CHECKED BY: CF	SCALE: NONE
DRAWING: Rm 0266 Media Panel 100% R1 Media Room	
FILE NAME: 90ElginAVPh2\AV011	DRAWING No: AV011



Routing switcher common for both 0266 Media Room and 0269 Meeting Room.

Video equipment for both Media & Meeting Rooms

- Notes:
- All items NIC are to be installed but are client supplied
 - Provide mounts for all equipment shown
 - Not all control system items are shown. Refer to specification
 - Provide control for all A/V devices capable of control (serial, IR, CC, etc.)
 - Provide unambiguous labelling for all connectors and cables
 - Provide all DC pwr and AC distrib. in millwork, racks, cabinets and tables with AV
 - Provide all required racks to mount equipment and rack rails in millwork
 - Provide all AV faceplates for floor, wall and ceiling boxes
 - Connect AV systems to Ethernet where instructed by the client.
 - All cables that are dashed are not part of the AV Contractor's work.

SIGNAL LEGEND

USB000	colour 100	USB
AV000	colour 4	UTP AV
HDMI000	colour 8	HDMI
VGA000	colour 96	VGA
DVI000	colour 37	DVI
FIBER000	colour 1	FIBER
NIC000	colour 106	BAL. NIC
BAL.000	colour 8	BAL. LINE
LINE000	colour 86	UNB. LINE
SPEC000	colour 7	SPEAKER
DIGI000	colour 36	DIGITAL
BATA000	colour 81	UTP DATA
CTRL000	colour 86	CONTROL
RF000	colour 88	RF

No	DATE	ISSUE

No	DATE	REVISIONS	BY

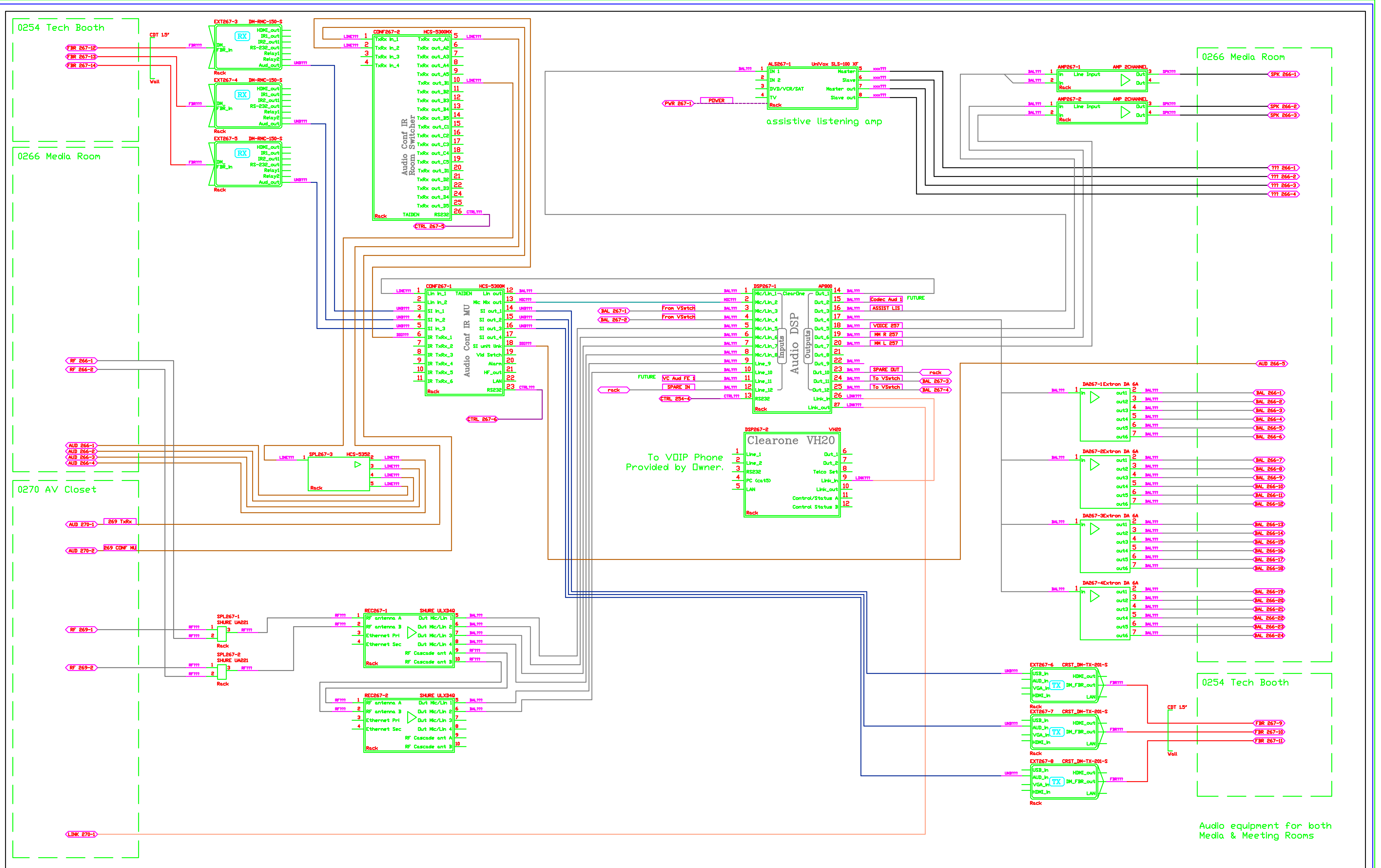
THIS DRAWING IS NOT TO BE USED FOR CONSTRUCTION UNLESS SIGNED BY THE OWNER.

DATE _____

CONSULTANTS

43-1010 Polytek St. Ottawa, Ontario, Canada
 K1J 9J3 613-745-2003 FAX 613-745-9887
 E-mail soata@soata.ca URL www.soata.ca

PROJECT DMA 90 Elgin Conference Flr			
DRWN BY: JF	DATE: 2013/10/29	CHECKED BY: CF	SCALE: NONE
DRAWING Rm 0267 Video 100% R1 AV Closet in Media Room			
FILE NAME: 90ElginAVPh2\AV012	DRAWING No. AV012		



- Notes:
1. All Items NIC are to be installed but are client supplied
 2. Provide mounts for all equipment shown
 3. Not all control system items are shown. Refer to specification
 4. Provide control for all A/V devices capable of control (serial, IR, CC, etc.)
 5. Provide unambiguous labelling for all connectors and cables
 6. Provide all DC pwr and AC dlistrib. in millwork, racks, cabinets and tables with AV
 7. Provide all required racks to mount equipment and rack rails in millwork
 8. Provide all AV faceplates for floor, wall and ceiling boxes
 9. Connect AV systems to Ethernet where instructed by the client.
 10. All cables that are dashed are not part of the AV Contractor's work.

SIGNAL LEGEND			
USB	colour: 100	USB	
UTP AV	colour: 4	UTP AV	
HDMI	colour: 5	HDMI	
VGA	colour: 96	VGA	
DVI	colour: 97	DVI	
FIBER	colour: 1	FIBER	
BAL MIC	colour: 136	BAL MIC	
BAL LINE	colour: 8	BAL LINE	
UNB LINE	colour: 166	UNB LINE	
SPEAKER	colour: 7	SPEAKER	
DIGITAL	colour: 94	DIGITAL	
UTP DATA	colour: 81	UTP DATA	
CONTROL	colour: 256	CONTROL	
RF	colour: 855	RF	

No.	DATE	ISSUE	CONTRACTORS

THIS DRAWING IS NOT TO BE USED FOR CONSTRUCTION UNLESS SIGNED BY THE OWNER.

____ DATE _____

STATE OF THE ART ACOUSTIK INC.

43-1010 Polytek St. Ottawa, Ontario, Canada
 K1J 9J5 613-745-2003 FAX 613-745-9687
 E-mail sota@sota.ca URL www.sota.ca

THE CONTRACTOR MUST VERIFY ALL DIMENSIONS ON SITE AND REPORT ANY QUESTIONS OR ERRORS TO THE CLIENT BEFORE BEGINNING WORK. DRAWINGS SHOULD NOT BE SCALED.

PROJECT: DMA 90 Elgin Conference FIr

DRWN BY: JF DATE: 2013/10/29

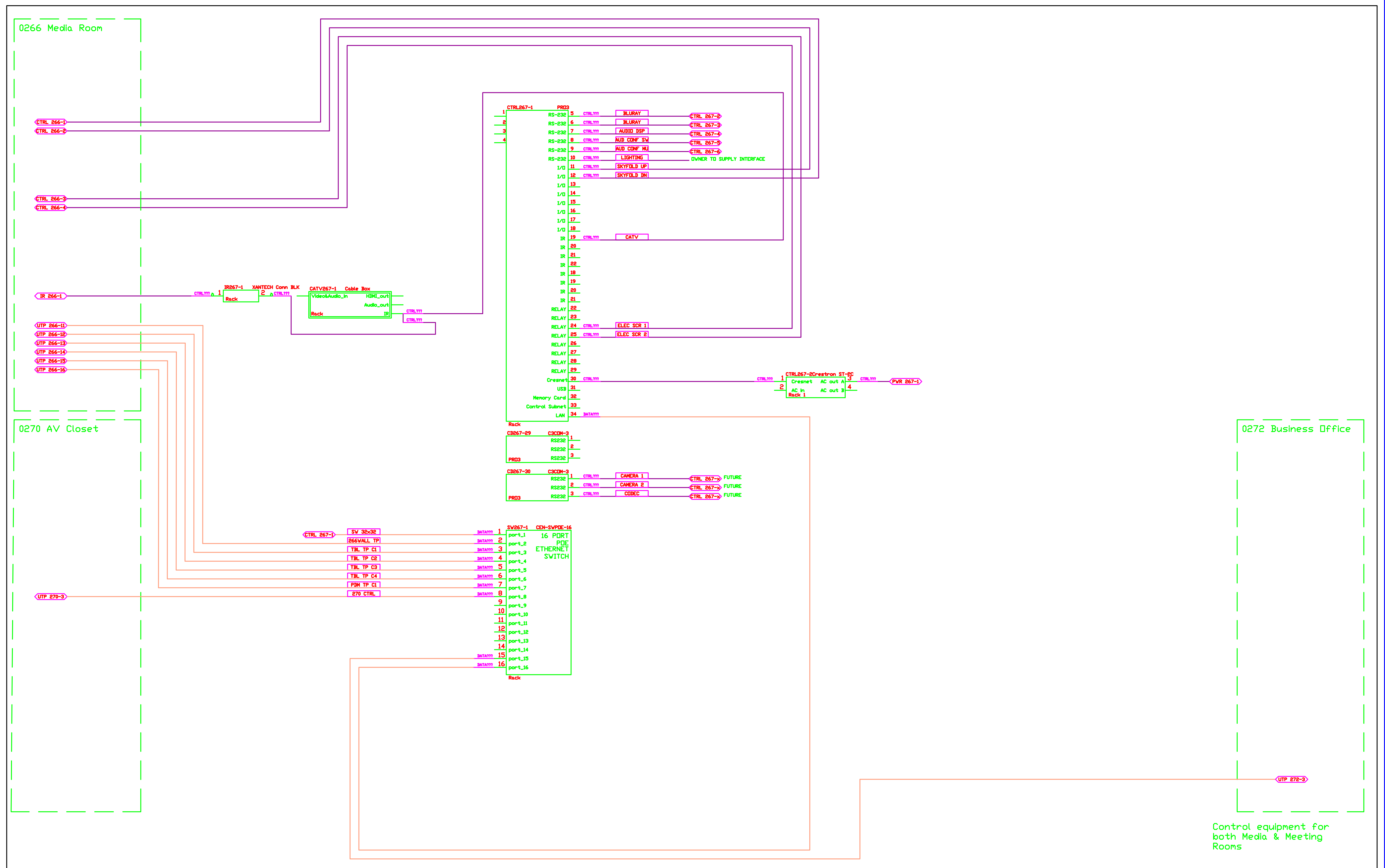
CHECKED BY: CF SCALE: NONE

DRAWING: Rm 0267 Audio 100% R1
 AV Closet in Media Room

FILE NAME: 90ElginAVPh2\AV013 DRAWING NO: AV013

STATE OF THE ART ACOUSTIK INC.

43-1010 Polytek St. Ottawa, Ontario, Canada
 K1J 9J5 613-745-2003 FAX 613-745-9687
 E-mail sota@sota.ca URL www.sota.ca



- Notes:**
1. All items NIC are to be installed but are client supplied
 2. Provide mounts for all equipment shown
 3. Not all control system items are shown. Refer to specification (serial, IR, CC, etc.)
 4. Provide control for all A/V devices capable of control (serial, IR, CC, etc.)
 5. Provide unambiguous labelling for all connectors and cables
 6. Provide all DC pwr and AC distrib. in millwork, racks, cabinets and tables with AV
 7. Provide all required racks to mount equipment and rack rails in millwork
 8. Provide all AV faceplates for floor, wall and ceiling boxes
 9. Connect AV systems to Ethernet where instructed by the client.
 10. All cables that are dashed are not part of the AV Contractor's work.


SIGNAL LEGEND

USB150	colour 150	USB
USP024	colour 4	UTP AV
HDMI100	colour 5	HDMI
VGA100	colour 55	VGA
DVI100	colour 37	DVI
FIBER100	colour 1	FIBER
MIC100	colour 126	BAL MIC
BAL 100	colour 8	BAL LINE
UNB100	colour 166	UNB LINE
SPEC100	colour 7	SPEAKER
DIGITAL	colour 34	DIGITAL
DATA100	colour 55	UTP DATA
CTRL100	colour 856	CONTROL
RF100	colour 855	RF

No	DATE	ISSUE	BY

No	DATE	ISSUE

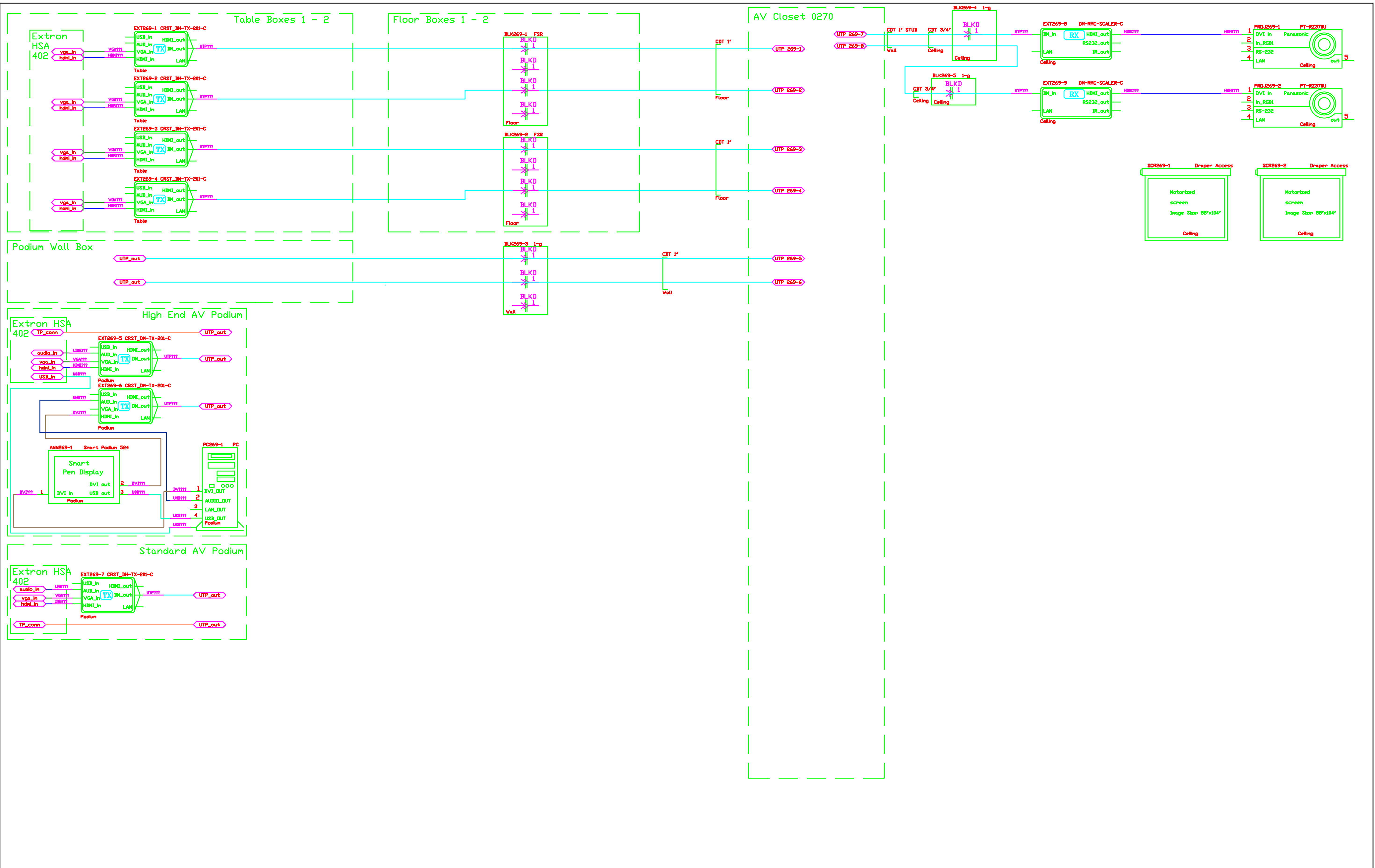
CONSULTANTS



PROJECT

DMA 90 Elgin Conference Flr

DRWN BY: JF	DATE: 2013/10/29
CHECKED BY: CF	SCALE: NONE
BRANDING: Rm 0267 Control 100% R1 AV Closet in Media Room	
FILE NAME: 90ElginAVPh2\AV014	BRANDING No: AV014



Notes:

- All items NIC are to be installed but are client supplied
- Provide mounts for all equipment shown
- Not all control system items are shown. Refer to specification
- Provide control for all A/V devices capable of control (serial, IR, CC, etc.)
- Provide unambiguous labelling for all connectors and cables
- Provide all DC pwr and AC distrib. in millwork, racks, cabinets and tables with AV
- Provide all required racks to mount equipment and rack rails in millwork
- Provide all AV faceplates for floor, wall and ceiling boxes
- Connect AV systems to Ethernet where instructed by the client.
- All cables that are dashed are not part of the AV

SIGNAL LEGEND

▲			
▲			
▲			
▲			
▲			
▲			
▲			
▲			
▲			
▲			
▲			
▲			
▲			
▲			
▲			
▲			
▲			
▲			
▲			
No.	DATE	ISSUE	


No.	DATE	ISSUE

THIS DRAWING IS NOT TO BE USED FOR CONSTRUCTION UNLESS SIGNED BY THE OWNER.

____ DATE ____

CONSULTANTS

THE CONTRACTOR MUST VERIFY ALL DIMENSIONS ON SITE AND REPORT ANY QUESTIONS OR ERRORS TO THE CLIENT BEFORE BEGINNING WORK. DRAWINGS SHOULD NOT BE SCALED.

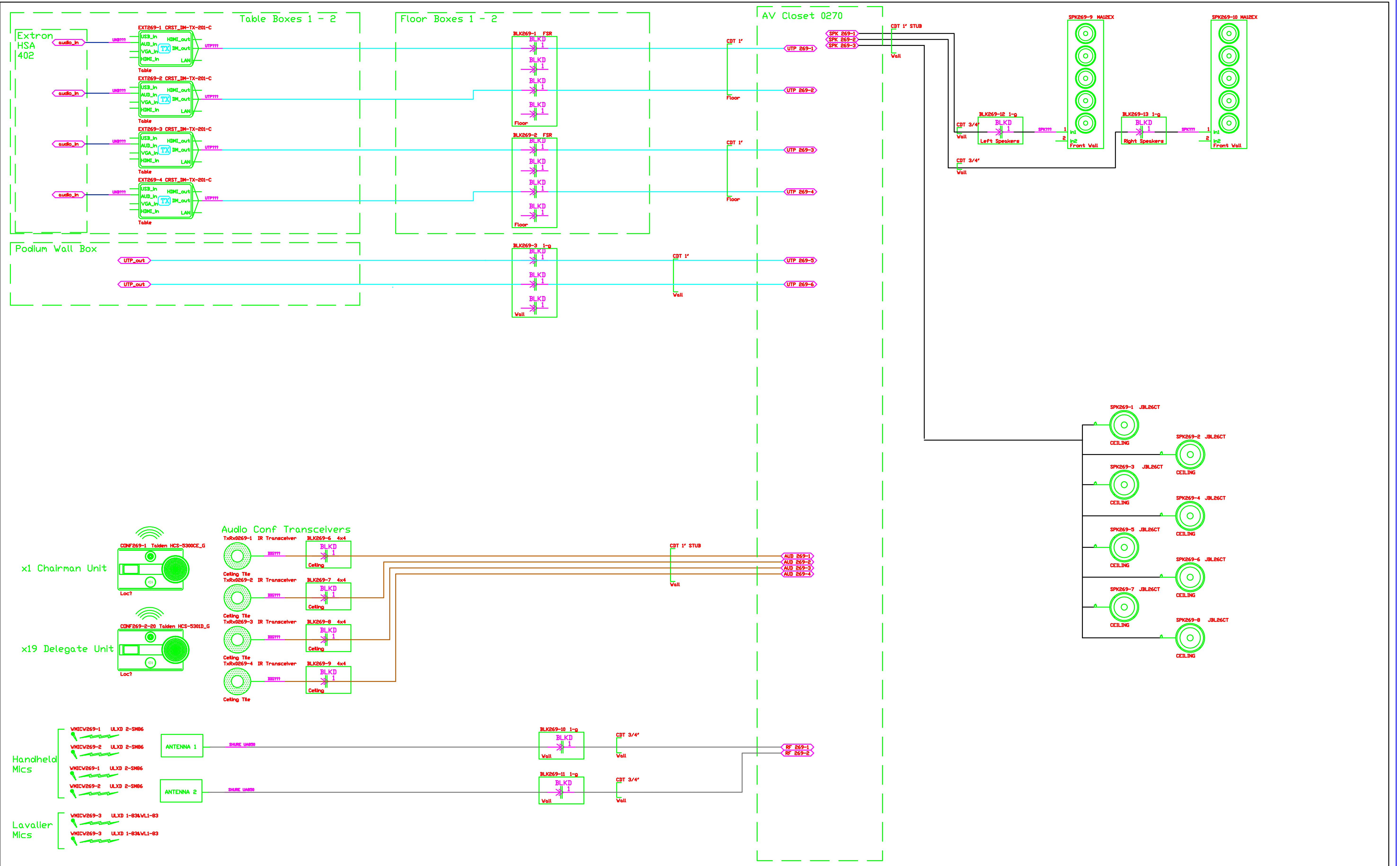


PROJECT
DMA 90 Elgin Conference Fr

DRWN BY: JF	DATE: 2013/10/29
CHECKED BY: CF	SCALE: NONE

DRAWING
Rm 0269 Video 100% R1 Meeting Room

FILE NAME: 90ElginAVPh2\AV015	DRAWING No: AV015
-------------------------------	-------------------



- Notes:
1. All items NIC are to be installed but are client supplied
 2. Provide mounts for all equipment shown
 3. Not all control system items are shown. Refer to specification
 4. Provide control for all A/V devices capable of control (serial, IR, CC, etc.)
 5. Provide unambiguous labelling for all connectors and cables
 6. Provide all DC pwr and AC distrib. in millwork, racks, cabinets and tables with AV
 7. Provide all required racks to mount equipment and rack rails in millwork
 8. Provide all AV faceplates for floor, wall and ceiling boxes
 9. Connect AV systems to Ethernet where instructed by the client.
 10. All cables that are dashed are not part of the AV

SIGNAL LEGEND

No	DATE	ISSUE

No	DATE	REVISIONS	BY

No	DATE	ISSUE

CONSULTANTS

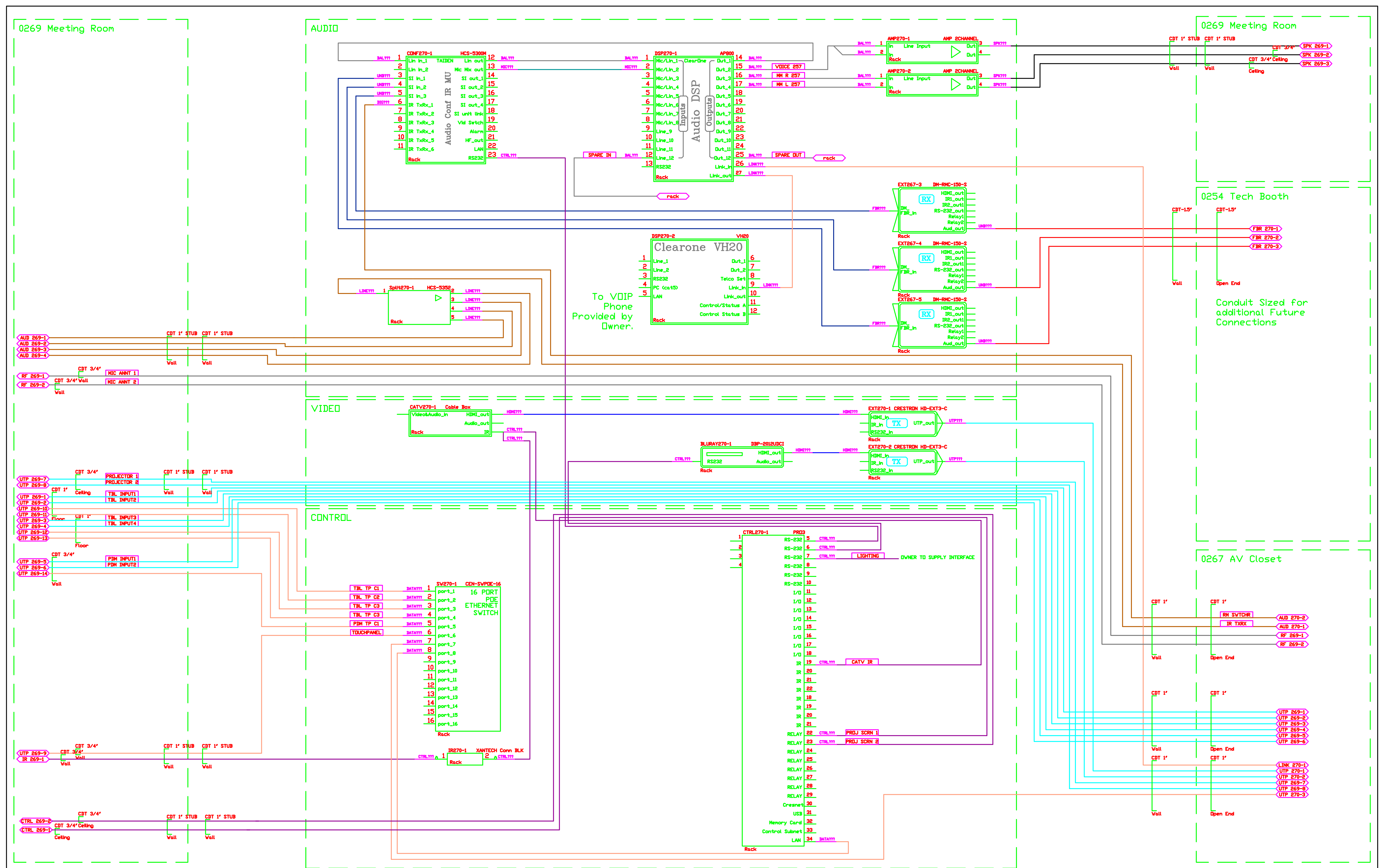
THIS DRAWING IS NOT TO BE USED FOR CONSTRUCTION UNLESS SIGNED BY THE OWNER.

DATE _____

STATE OF THE ART ACOUSTIK INC.

43-1010 Polytek St. Ottawa, Ontario, Canada
 K1J 9J3 613-745-2003 FAX 613-745-9687
 E-mail soa@soa.ca URL www.soa.ca

PROJECT	DMA 90 Elgin Conference Rm
DRWN BY:	JF
DATE:	2012/10/29
CHECKED BY:	CF
SCALE:	NONE
DRAWING:	Rm 0269 Audio 100% R1 Meeting Room
FILE NAME:	90ElginAVPh2\AV016
DRAWING No:	AV016



- Notes:
1. All items NIC are to be installed but are client supplied
 2. Provide mounts for all equipment shown
 3. Not all control system items are shown. Refer to specification
 4. Provide control for all A/V devices capable of control (serial, IR, CC, etc.)
 5. Provide unambiguous labelling for all connectors and cables
 6. Provide all DC pwr and AC distrib. in millwork, racks, cabinets and tables with AV
 7. Provide all required racks to mount equipment and rack rails in millwork
 8. Provide all AV faceplates for floor, wall and ceiling boxes
 9. Connect AV systems to Ethernet where instructed by the client.
 10. All cables that are dashed are not part of the AV Contractor's work.

SIGNAL LEGEND		
URS200	colour 180	USB
URS200	colour 4	UTP AV
HMS200	colour 5	HDMI
VGA200	colour 95	VGA
DVI200	colour 37	DVI
FIB200	colour 1	FIBER
MIC200	colour 136	BAL MIC
BAL200	colour 8	BAL LINE
UNB200	colour 166	UNB LINE
SPK200	colour 7	SPEAKER
DIG200	colour 34	DIGITAL
DAT200	colour 81	UTP DATA
CTRL200	colour 856	CONTROL
RF200	colour 618	RF

No	DATE	ISSUE

THIS DRAWING IS NOT TO BE USED FOR CONSTRUCTION UNLESS SIGNED BY THE OWNER.

CONSULTANTS	

THE CONTRACTOR MUST VERIFY ALL DIMENSIONS ON SITE AND REPORT ANY QUESTIONS OR CONCERNS TO THE CLIENT BEFORE BEGINNING WORK. DRAWINGS SHOULD NOT BE SCALED.

STATE OF THE ART ACOUSTIK INC.

43-1010 Polytek St. Ottawa, Ontario, Canada
 K1J 9J3 613-745-2003 FAX 613-745-8887
 E-mail sota@sota.ca URL www.sota.ca

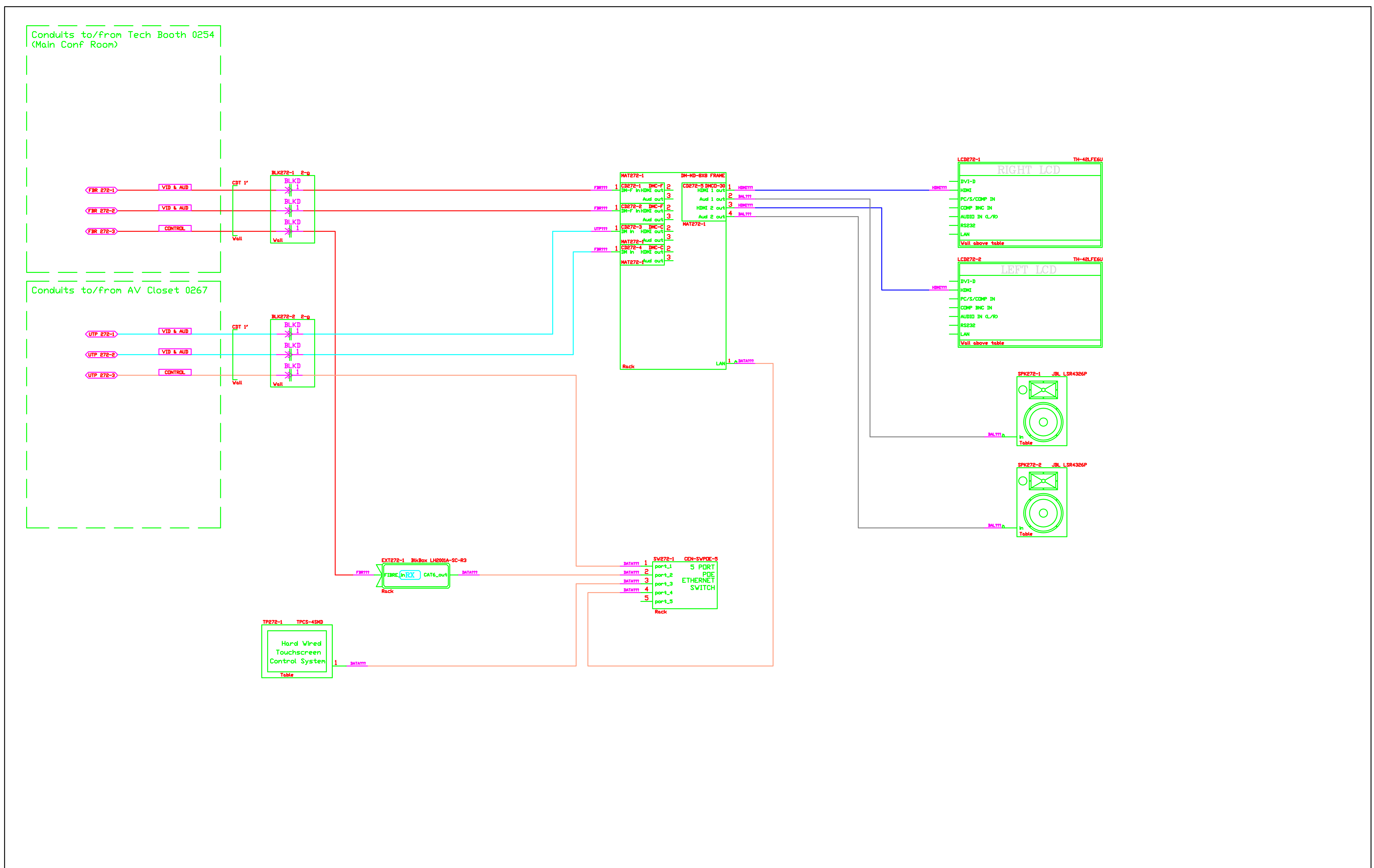
PROJECT
DMA 90 Elgin Conference Rm

DRWN BY JF **DATE** 2013/10/29

CHECKED BY CF **SCALE** NONE

DRAWING
Rm AV270 V&A&C 100% R1
AV Closet in Meeting Room

FILE NAME 90ElginAVPh2\AV018 **DRAWING NO.** AV018



- Notes:**
1. All items NIC are to be installed but are client supplied
 2. Provide mounts for all equipment shown
 3. Not all control system items are shown. Refer to specification
 4. Provide control for all A/V devices capable of control (serial, IR, CC, etc.)
 5. Provide unambiguous labelling for all connectors and cables
 6. Provide all DC pwr and AC distrib. in millwork, racks, cabinets and tables with AV
 7. Provide all required racks to mount equipment and rack rails in millwork
 8. Provide all AV faceplates for floor, wall and ceiling boxes
 9. Connect AV systems to Ethernet where instructed by the client.
 10. All cables that are dashed are not part of the AV Contractor's work.


SIGNAL LEGEND		
USB	colour 100	USB
UTP AV	colour 4	UTP AV
HDMI	colour 5	HDMI
VGA	colour 96	VGA
DVI	colour 97	DVI
FIBER	colour 1	FIBER
BAL MIC	colour 136	BAL MIC
BAL LINE	colour 8	BAL LINE
UNB LINE	colour 166	UNB LINE
SPEAKER	colour 7	SPEAKER
DIGITAL	colour 24	DIGITAL
UTP DATA	colour 25	UTP DATA
CONTROL	colour 256	CONTROL
RF	colour 255	RF

No.	DATE	REVISIONS	BY

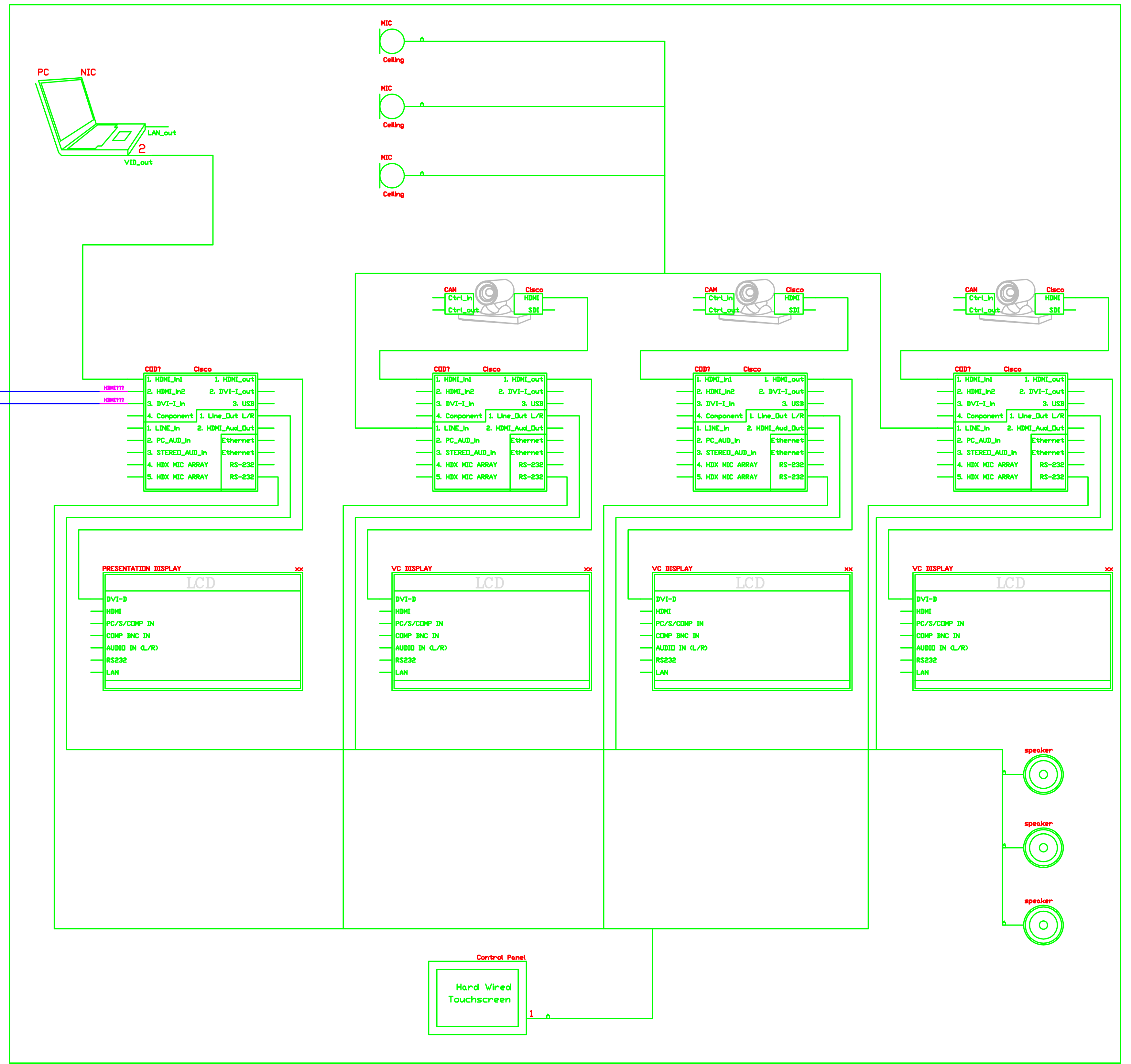
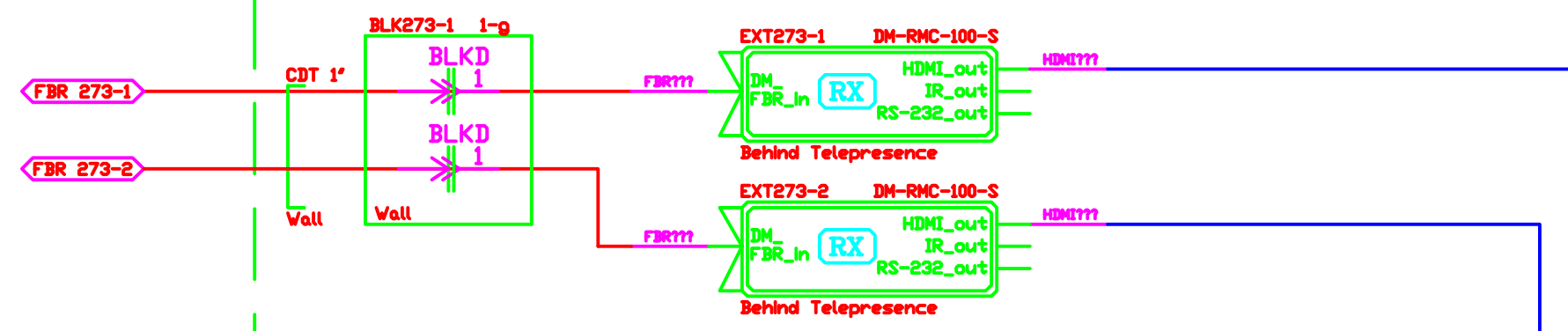
No.	DATE	ISSUE

CONSULTANTS

THIS DRAWING IS NOT TO BE USED FOR CONSTRUCTION UNLESS SIGNED BY THE OWNER.



PROJECT	
DMA 90 Elgin Conference Flr	
DRWN BY: JF	DATE: 2013/10/29
CHECKED BY: CF	SCALE: NONE
DRAWING	
Rm 0272 Vid/Aud/Ctrl 100% R1 Business Office	
FILE NAME: 90ElginAVPh2\AV019	DRAWING No: AV019



- Notes:
1. All Items NIC are to be installed but are client supplied
 2. Provide mounts for all equipment shown
 3. Not all control system items are shown. Refer to specification
 4. Provide control for all A/V devices capable of control (serial, IR, CC, etc.)
 5. Provide unambiguous labelling for all connectors and cables
 6. Provide all DC pwr and AC distrib. in millwork, racks, cabinets and tables with AV
 7. Provide all required racks to mount equipment and rack rails in millwork
 8. Provide all AV faceplates for floor, wall and ceiling boxes
 9. Connect AV systems to Ethernet where instructed by the client.
 10. All cables that are dashed are not part of the AV Contractor's work.

SIGNAL LEGEND		
USB	colour 100	USB
UTP AV	colour 4	UTP AV
HDMI	colour 5	HDMI
VGA	colour 96	VGA
DVI	colour 37	DVI
FIBER	colour 1	FIBER
BAL MIC	colour 136	BAL MIC
BAL LINE	colour 8	BAL LINE
UNB LINE	colour 366	UNB LINE
SPEAKER	colour 7	SPEAKER
DIGITAL	colour 34	DIGITAL
UTP DATA	colour 81	UTP DATA
CONTROL	colour 86	CONTROL
RF	colour 85	RF

No	DATE	REVISIONS	BY

No	DATE	ISSUE

CONSULTANTS

THIS DRAWING IS NOT TO BE USED FOR CONSTRUCTION UNLESS SIGNED BY THE OWNER.

DATE _____

STATE OF THE ART ACOUSTIK INC.

43-1010 Polytek St. Ottawa, Ontario, Canada
K1J 6J3 613-745-2003 FAX 613-745-9687
E-mail sota@sota.ca URL www.sota.ca

PROJECT
DMA 90 Elgin Conference Rm

DRWN BY: JF DATE: 2013/10/29

CHECKED BY: CF SCALE: NONE

BRANDING
Rm 0273 Video&Audio 100% R1
Telepresence Room

FILE NAME: 90ElginAVPh2_AV020 DRAWING NO: AV020

THE CONTRACTOR MUST VERIFY ALL DIMENSIONS ON SITE AND REPORT ANY OMISSIONS OR ERRORS TO THE CLIENT BEFORE BEGINNING WORK. DRAWINGS SHOULD NOT BE SCALED.