



# STRUCTURAL STABILIZATION HOUGH HOUSE

AT

# FORT MALDEN NATIONAL HISTORIC SITE

100 LAIRD AVENUE AMHERSTBURG, ONTARIO

## TENDER ISSUE

### DRAWING LIST

SITE WORK  
SP1.0 SITE PLAN

ARCHITECTURAL  
A1.0 BASEMENT AND GROUND FLOOR PLANS  
A1.1 SECOND AND THIRD FLOOR PLANS  
A1.2 BASEMENT AND GROUND FLOOR REFLECTED CEILING PLANS  
A1.3 SECOND AND THIRD FLOOR REFLECTED CEILING PLANS  
A2.0 BUILDING SECTION AND BUILDING ELEVATIONS  
A3.0 BUILDING SECTION, ROOM FINISH SCHEDULE, NOTES AND DETAILS

STRUCTURAL  
S0.0 STRUCTURAL SCHEDULES AND NOTES  
S0.1 TYPICAL CONNECTION DETAILS  
S1.0 GROUND FLOOR AND SECOND FLOOR FRAMING PLANS  
S1.1 THIRD FLOOR FRAMING PLAN  
S2.0 DETAILS  
S2.1 DETAILS

MECHANICAL  
M1 BASEMENT AND GROUND FLOOR PLANS  
M2 SECOND AND THIRD FLOOR PLANS  
M3 DETAILS, SCHEDULES AND LEGENDS


ELECTRICAL  
E1 BASEMENT AND GROUND FLOOR PLANS  
E2 SECOND AND THIRD FLOOR PLANS



Parks Canada / Parcs Canada

OWNER

PROJECT NO.: 30018527



**POW PETERMAN**  
CONSULTING ENGINEERS

Division of PPA Engineering Technologies Inc.  
Ingersoll, Ontario  
Fax: (519) 425-5001 Tel: (519) 425-5000  
Web: www.pow.ca

POW FILE NO.: 30018527/13-05-0004

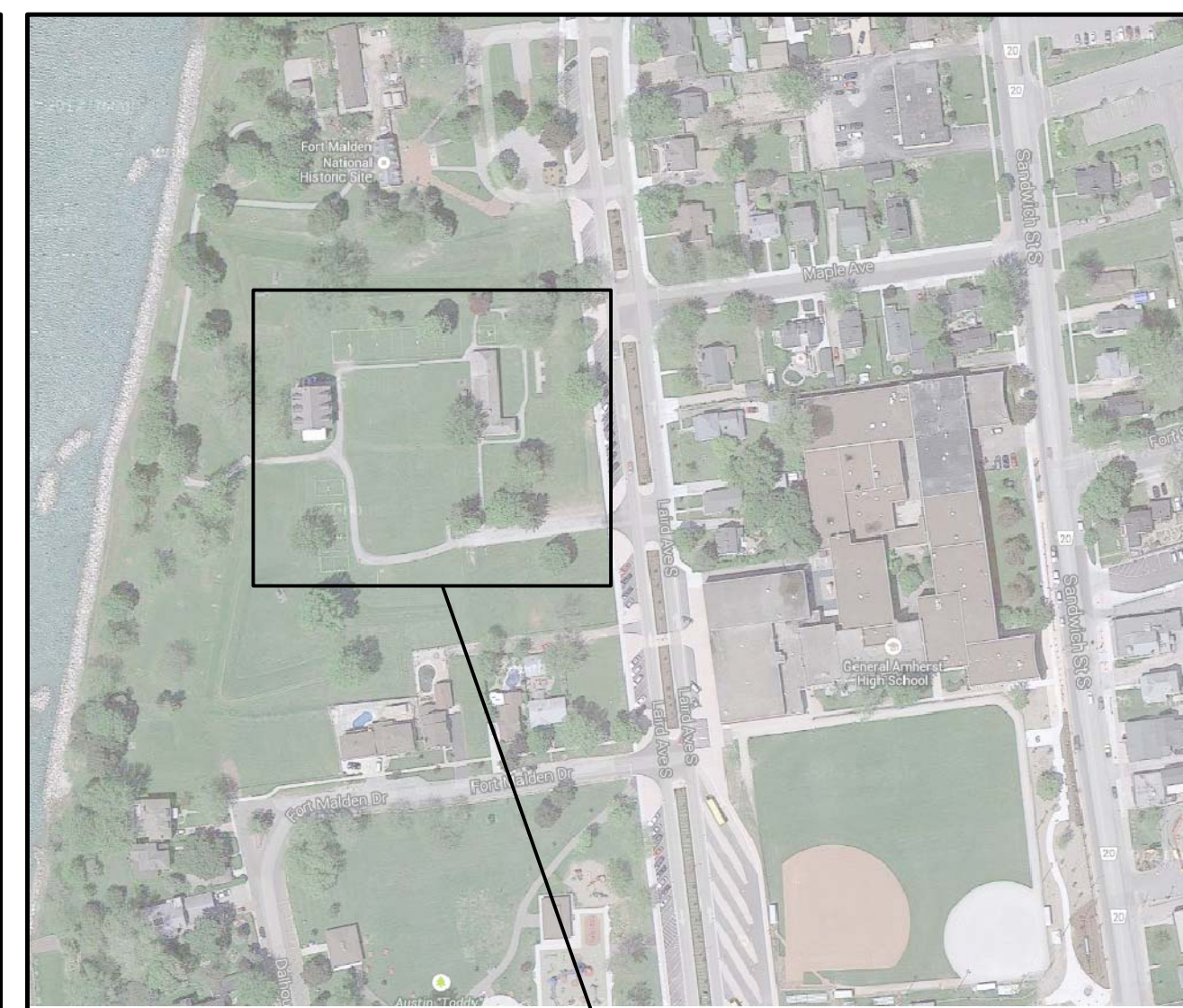
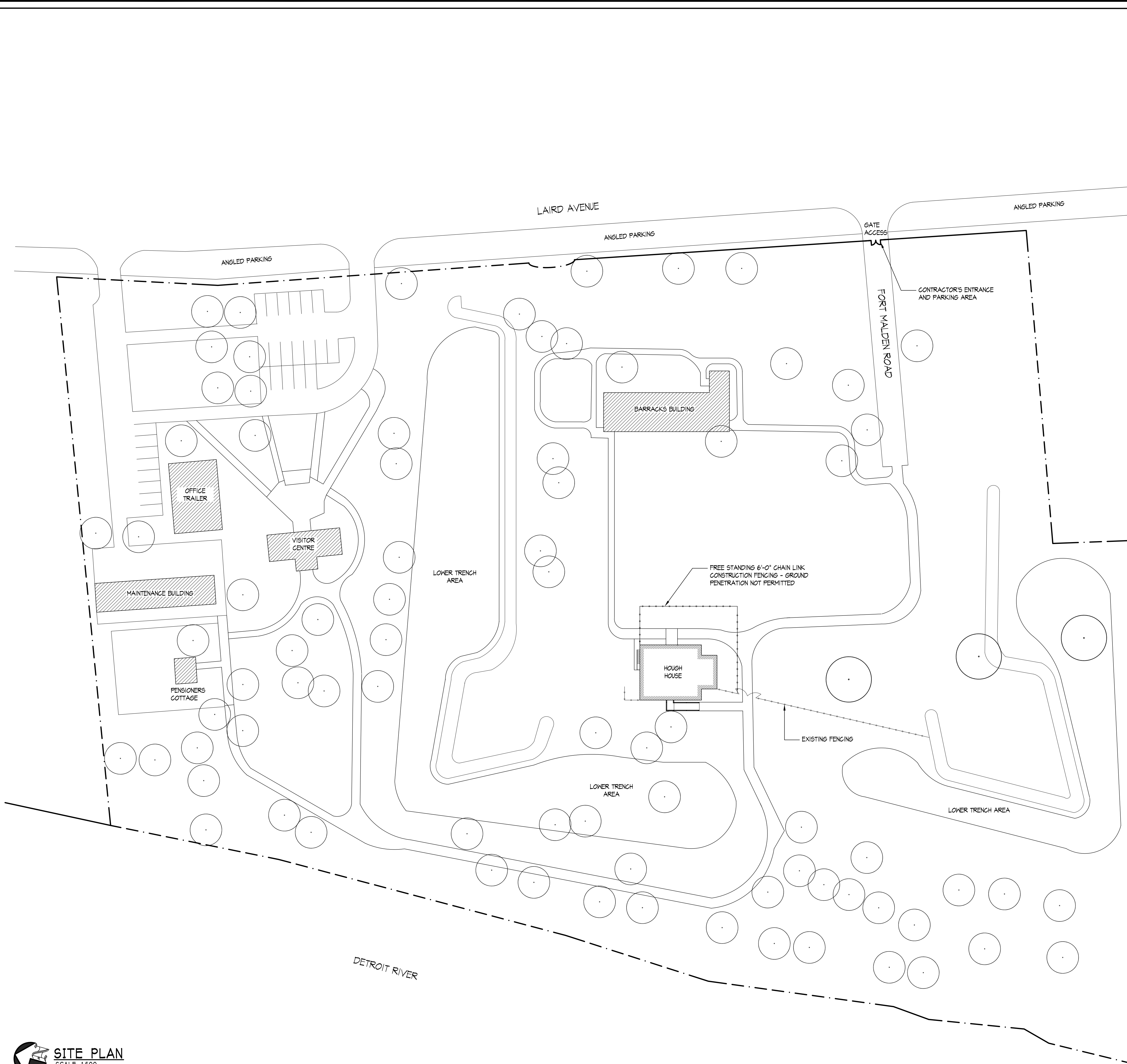
PRIME CONSULTANT



1930 Blue Heron Drive  
London, ON N6H 5L9  
Tel: 519-472-3688  
Fax: 519-472-4322  
www.integratedengineering.ca

PROJECT NO.: 30018527  
PPE NO.: 13-05-0004

N:\Projects\2013 Project Files\13-05-0004\Drawings - Tender Issue\13-05-0004 - Fort Malden Site Plan-TENDER.JAN 14 2014.dwg - 3/17/2014 3:45:37 PM, Adobe PDF



**KEY PLAN**  
SCALE: NTS


REVISIONS:	NO.	DATE:	BY:
ISSUED TO CLIENT FOR PRELIMINARY REVIEW AND COMMENT	1	MAR 22 2013	RCE
TENDER ISSUE	2	MAR 28 2013	RCE
REVISED & REISSUED FOR TENDER	3	JAN 14 2014	RCE
PER CLIENTS COMMENTS	4		

- A. DETAIL NO. REQUIRED
- B. SHEET NO. - WHERE DETAIL LOCATED
- C. SHEET NO. - WHERE DETAIL LOCATED

**GENERAL NOTES:**  
DO NOT SCALE THE DRAWINGS.  
IT IS THE RESPONSIBILITY OF THOSE REVIEWING THE DRAWINGS TO ENSURE THAT THEY ARE BASED ON CURRENT DATA.  
THE CONTRACTOR SHALL CHECK AND VERIFY ALL DIMENSIONS AND REPORT ANY ERRORS OR OMISSIONS TO THE DEPARTMENT REPRESENTATIVE.  
ALL PRINTS AND SPECIFICATIONS ARE THE PROPERTY OF THE DEPARTMENTAL REPRESENTATIVE AND MUST BE RETURNED UPON COMPLETION OF THE WORK OR REQUEST OF THE DEPARTMENT REPRESENTATIVE.  
THIS DRAWING SHALL NOT BE USED FOR CONSTRUCTION UNLESS SIGNED AND SEALED BY THE DEPARTMENT REPRESENTATIVE.  
ALL WELDING WILL BE CONDUCTED BY CONTRACTORS CERTIFIED BY C.I.B. TO CSA W47.1 LATEST EDITION DIVISION 1 OR 2.1. NO EXCEPTIONS.  
ALL APPROVED WELDING PROCEDURES AND WELDERS QUALIFICATIONS FOR THE PROCESS, POSITIONS AND MATERIALS TO BE WELDED WILL BE SUBMITTED TO THE DEPARTMENT REPRESENTATIVE PRIOR TO WELDING.



**POW PETERMAN CONSULTING ENGINEERS**  
Division of PPA Engineering Technologies Inc.  
Ingersoll, Ontario  
Tel. (519) 425-5000 Fax. (519) 425-5001



PROJECT NAME:  
**STRUCTURAL STABILIZATION  
HOUGH HOUSE  
FORT MALDEN  
NATIONAL HISTORIC SITE**  
100 LAIRD AVE, AMHERSTBURG ON.

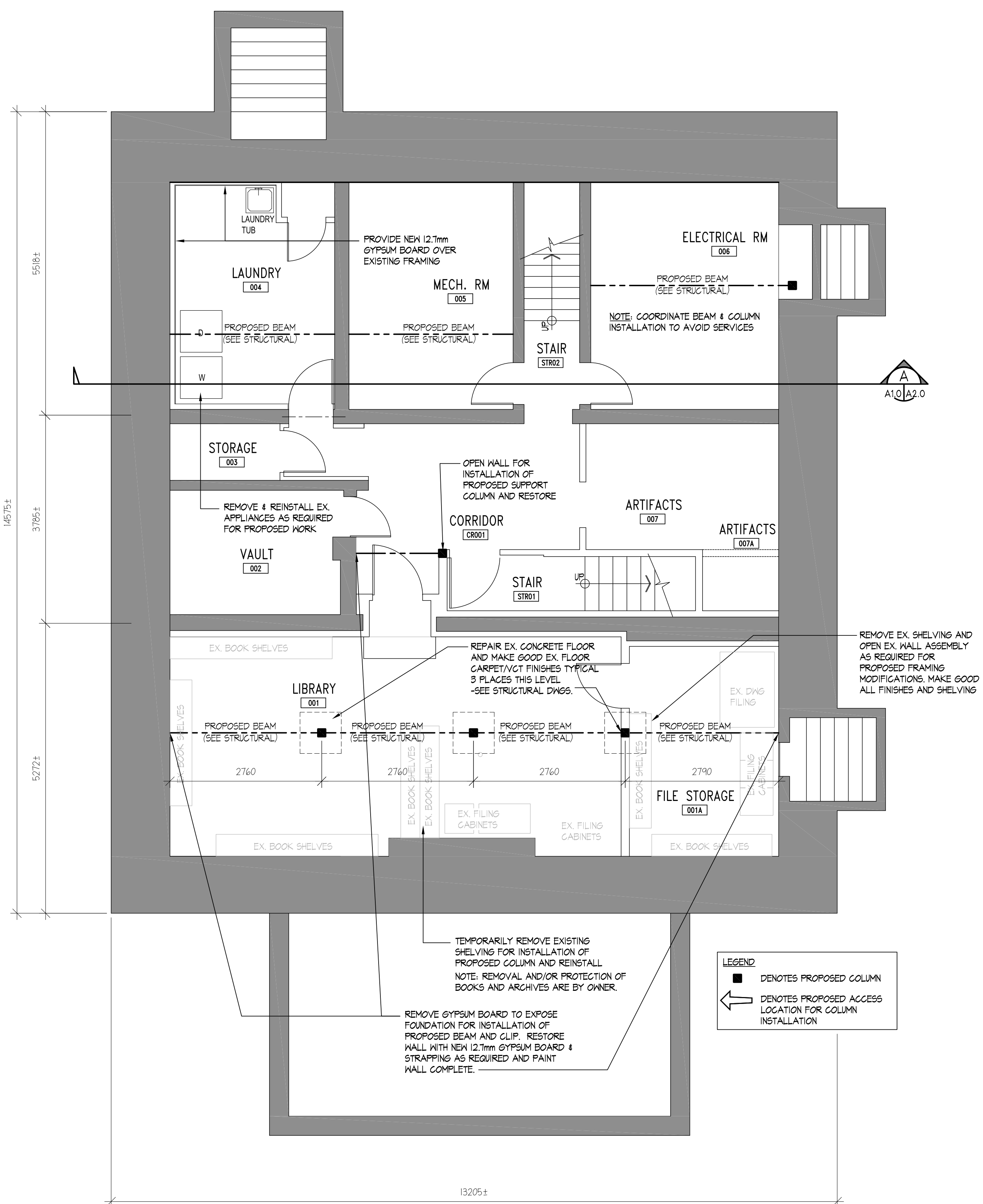
TITLE:  
**SITE PLAN**

FILE #  
30018527/13-05-0004

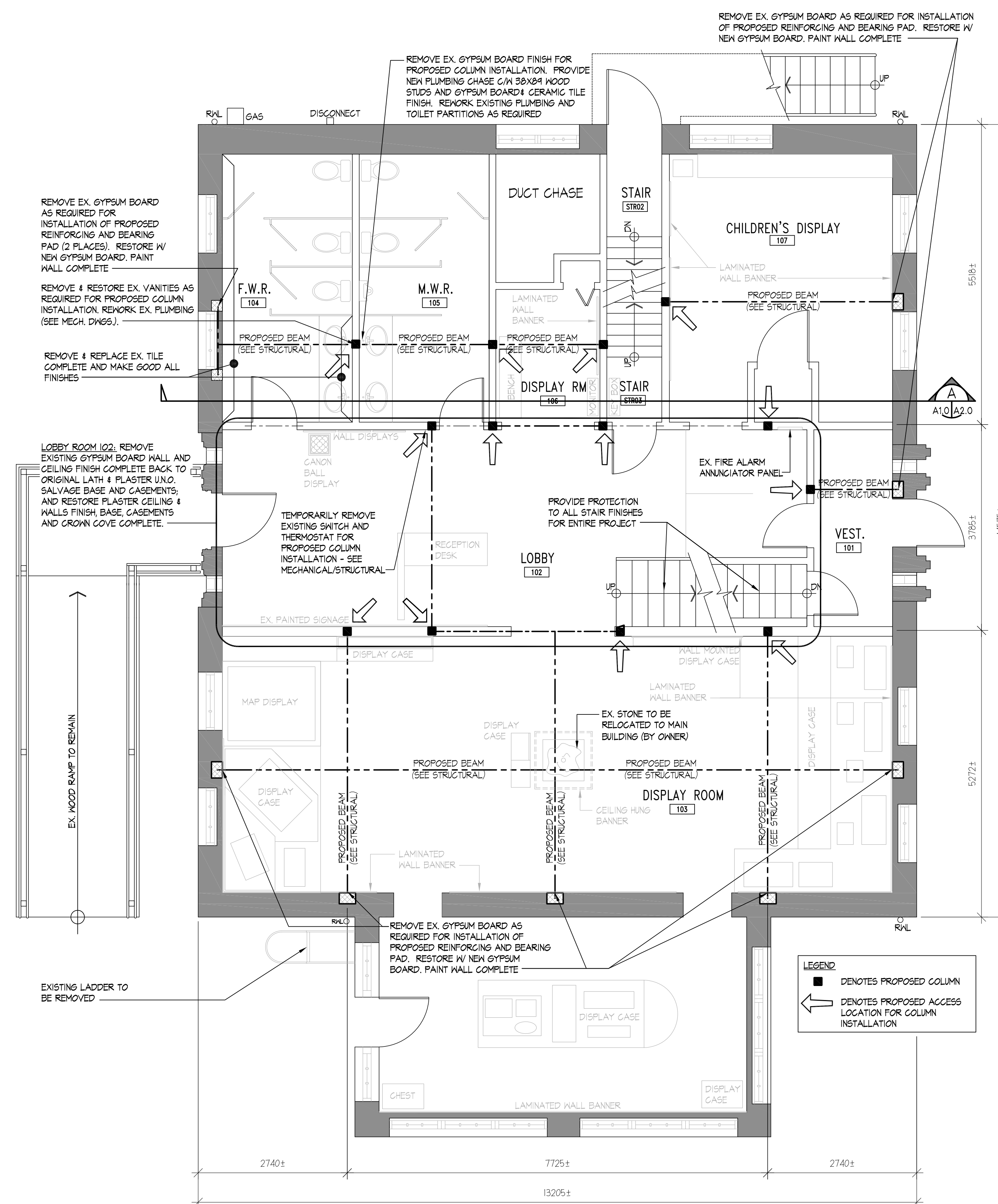
DRAWN: RCE	DRAWING NO.
CHECKED: CGW	<b>SPI.0</b>
SCALE: AS SHOWN	
DATE: SEPTEMBER 2013	

**SITE PLAN**  
SCALE: 1:500

N:\Projects\2013 Project Files\13-05-0004\Drawings - Tender Issue\13-05-0004 - Fort Malden Architectural Drawings - TENDER JAN 14 2014.dwg, 3:42:11 PM, Adobe PDF



**BASEMENT PLAN**  
SCALE: 1:50



**GROUND FLOOR PLAN**  
SCALE: 1:50

REVISIONS:	NO.	DATE	BY:
ISSUED TO CLIENT FOR PRELIMINARY REVIEW AND COMMENT	1	MAR 22 2013	RCE
TENDER ISSUE	2	MAR 28 2013	RCE
REVISED & REISSUED FOR TENDER PER CLIENTS COMMENTS	3	JAN 14 2014	RCE

A	A. DETAIL NO. REQUIRED
B/C	B. SHEET NO. - WHERE DETAIL LOCATED

**GENERAL NOTES:**  
DO NOT SCALE THE DRAWINGS.

IT IS THE RESPONSIBILITY OF THOSE REVIEWING THE DRAWINGS TO ENSURE THAT THEY ARE BASED ON CURRENT DATA.

THE CONTRACTOR SHALL CHECK AND VERIFY ALL DIMENSIONS AND REPORT ANY ERRORS OR OMISSIONS TO THE DEPARTMENT REPRESENTATIVE.

ALL PRINTS AND SPECIFICATIONS ARE THE PROPERTY OF THE DEPARTMENTAL REPRESENTATIVE AND MUST BE RETURNED UPON COMPLETION OF THE WORK OR REQUEST OF THE DEPARTMENT REPRESENTATIVE.


THIS DRAWING SHALL NOT BE USED FOR CONSTRUCTION UNLESS SIGNED AND SEALED BY THE DEPARTMENT REPRESENTATIVE.

ALL WELDING WILL BE CONDUCTED BY CONTRACTORS CERTIFIED BY C.W.B. TO CSA W47.1 LATEST EDITION DIVISION 1 OR 2.1. NO EXCEPTIONS.

ALL APPROVED WELDING PROCEDURES AND WELDERS QUALIFICATIONS FOR THE PROCESS, POSITIONS AND MATERIALS TO BE WELDED WILL BE SUBMITTED TO THE DEPARTMENT REPRESENTATIVE PRIOR TO WELDING.



Division of PPA Engineering Technologies Inc.  
Ingersoll, Ontario  
Tel. (519) 425-5000 Fax. (519) 425-5001



PROJECT NAME:  
**STRUCTURAL STABILIZATION  
HOUGH HOUSE  
FORT MALDEN  
NATIONAL HISTORIC SITE**  
100 LAIRD AVE, AMHERSTBURG ON.

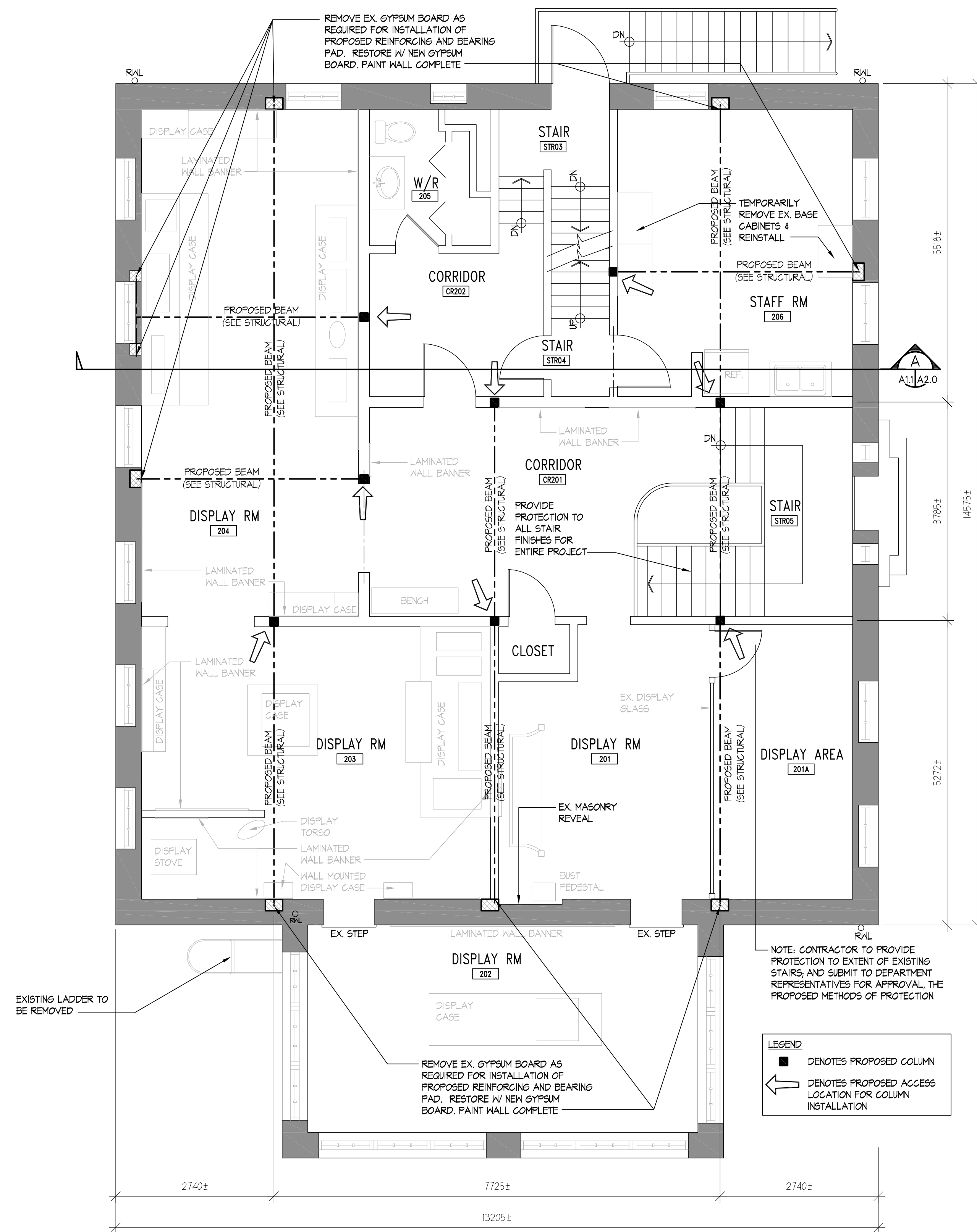
TITLE:  
**BASEMENT  
AND  
GROUND FLOOR  
PLANS**

FILE #  
30018527/13-05-0004

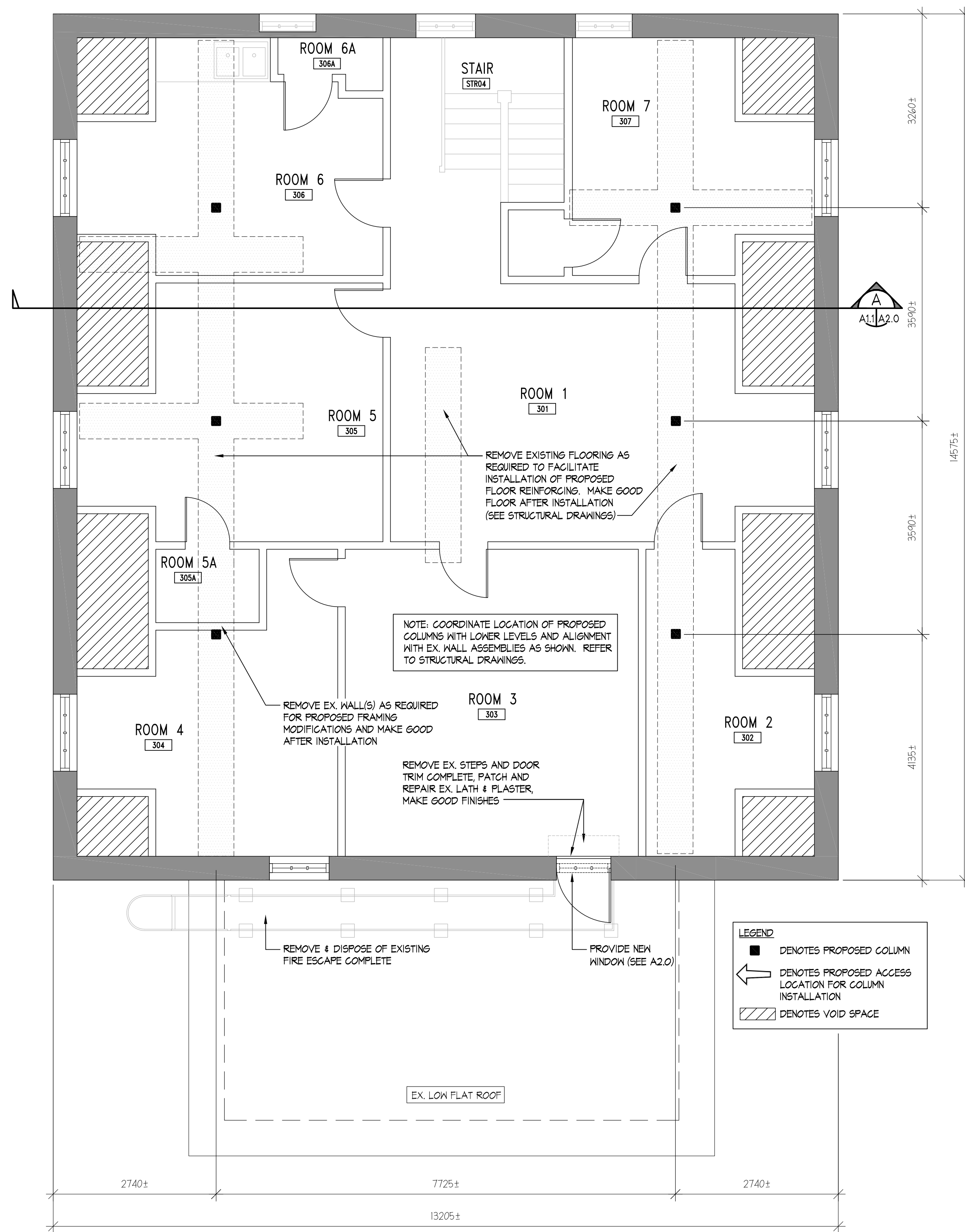
DRAWN: RCE  
CHECKED: CGW  
SCALE: AS SHOWN  
DATE: SEPTEMBER 2013

DRAWING NO.  
**A1.0**

N:\Projects\2013 Project Files\13-05-0004\Drawings - Tender Issue\13-05-0004 - Fort Malden Architectural Drawings - TENDER JAN 14 2014.dwg, 3/17/2014 3:42:38 PM, Adobe PDF



**SECOND FLOOR PLAN**  
SCALE: 1:50



**THIRD FLOOR PLAN**  
SCALE: 1:50

REVISIONS:	NO.	DATE	BY:
ISSUED TO CLIENT FOR PRELIMINARY REVIEW AND COMMENT	1	MAR 22 2013	RCE
TENDER ISSUE	2	MAR 28 2013	RCE
REVISED & REISSUED FOR TENDER PER CLIENTS COMMENTS	3	JAN 14 2014	RCE

A	A. DETAIL NO. REQUIRED
B	B. SHEET NO. - WHERE DETAIL REQUIRED
C	C. SHEET NO. - WHERE DETAIL LOCATED

**GENERAL NOTES:**  
DO NOT SCALE THE DRAWINGS.

IT IS THE RESPONSIBILITY OF THOSE REVIEWING THE DRAWINGS TO ENSURE THAT THEY ARE BASED ON CURRENT DATA.

THE CONTRACTOR SHALL CHECK AND VERIFY ALL DIMENSIONS AND REPORT ANY ERRORS OR OMISSIONS TO THE DEPARTMENT REPRESENTATIVE.

ALL PRINTS AND SPECIFICATIONS ARE THE PROPERTY OF THE DEPARTMENTAL REPRESENTATIVE AND MUST BE RETURNED UPON COMPLETION OF THE WORK OR REQUEST OF THE DEPARTMENT REPRESENTATIVE.

THIS DRAWING SHALL NOT BE USED FOR CONSTRUCTION UNLESS SIGNED AND SEALED BY THE DEPARTMENT REPRESENTATIVE.

ALL WELDING WILL BE CONDUCTED BY CONTRACTORS CERTIFIED BY C.W.B. TO CSA M47.1 LATEST EDITION DIVISION 1 OR 2.1, NO EXCEPTIONS.


ALL APPROVED WELDING PROCEDURES AND WELDERS QUALIFICATIONS FOR THE PROCESS, POSITIONS AND MATERIALS TO BE WELDED WILL BE SUBMITTED TO THE DEPARTMENT REPRESENTATIVE PRIOR TO WELDING.



**POW PETERMAN**  
CONSULTING ENGINEERS

Division of PPA Engineering Technologies Inc.  
Ingersoll, Ontario  
Tel. (519) 425-5000 Fax. (519) 425-5001

STAMP:



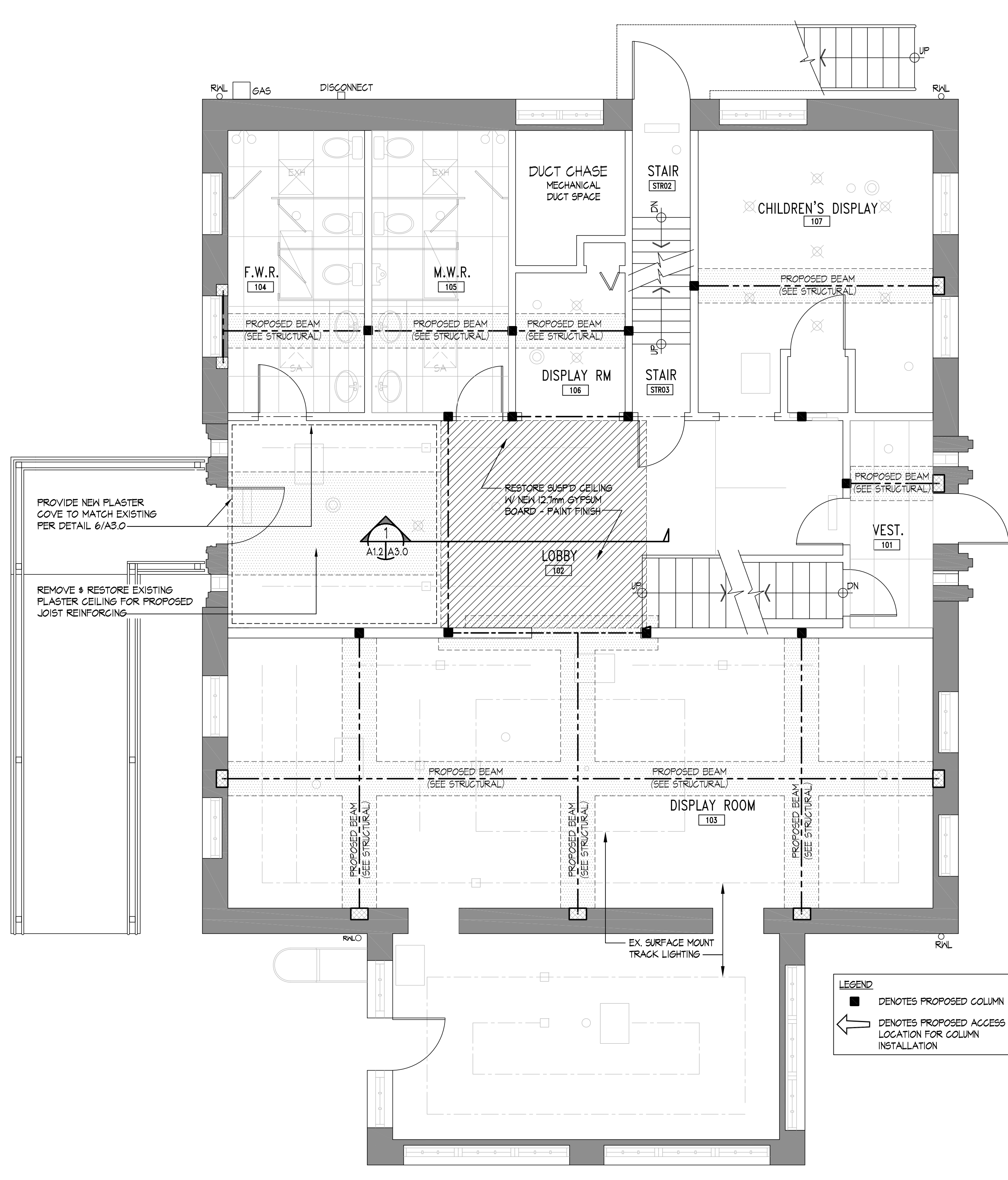
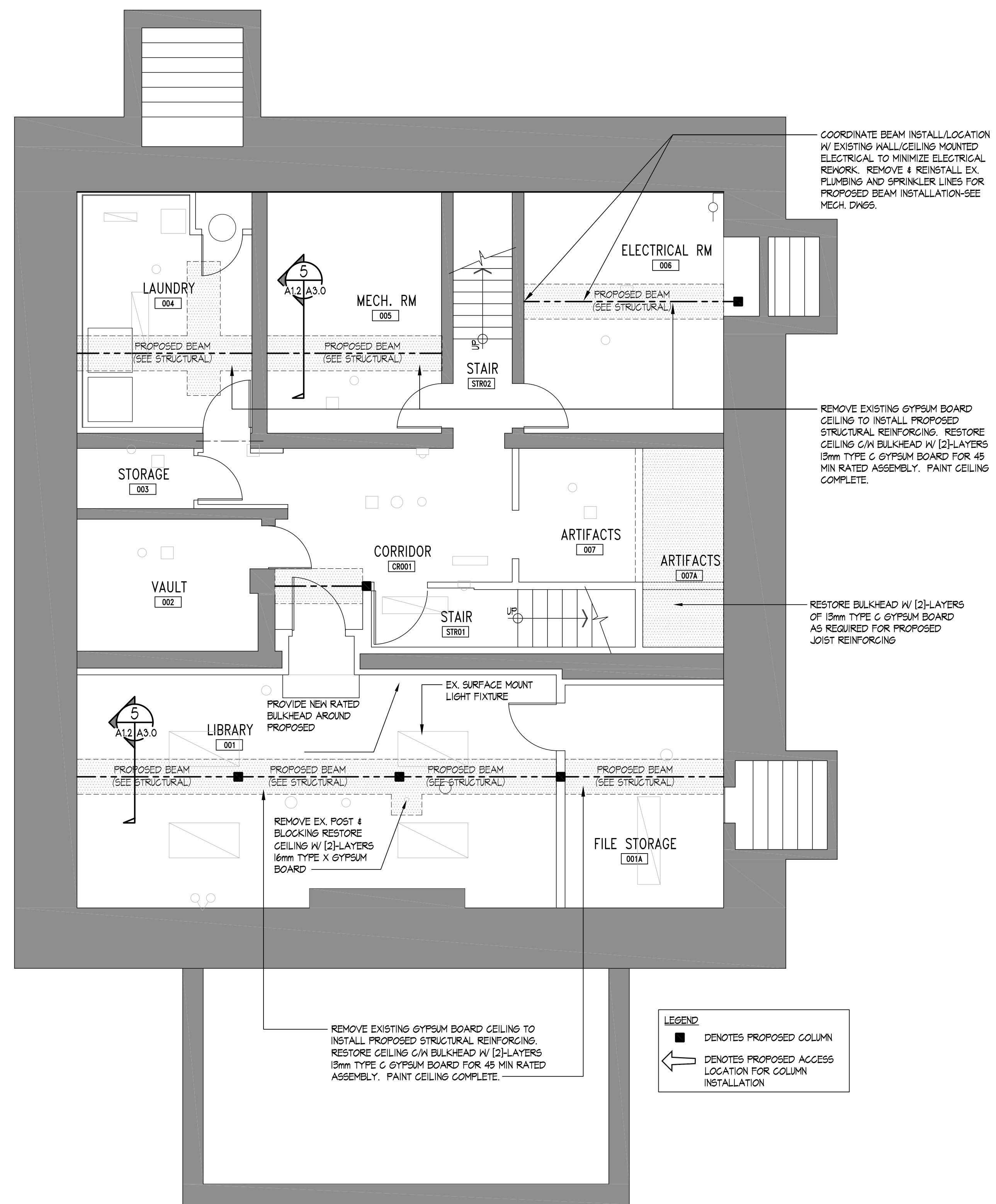
PROJECT NAME:  
**STRUCTURAL STABILIZATION  
HOUGH HOUSE  
FORT MALDEN  
NATIONAL HISTORIC SITE**

100 LAIRD AVE, AMHERSTBURG ON.

TITLE:  
**SECOND  
AND  
THIRD FLOOR  
PLANS**

FILE # 30018527/13-05-0004	DRAWING NO. <b>A1.1</b>
DRAWN: RCE	CHECKED: CGW
SCALE: AS SHOWN	DATE: SEPTEMBER 2013

N:\Projects\2013 Project Files\13-05-0004\Drawings - Tender Issue\13-05-0004 - Fort Malden Architectural Drawings - TENDER JAN 14 2014.dwg, 3/17/2014 3:43:21 PM, Adobe PDF




REVISIONS:	NO.	DATE	BY:
ISSUED TO CLIENT FOR PRELIMINARY REVIEW AND COMMENT	1	MAR 22 2013	RCE
TENDER ISSUE	2	MAR 28 2013	RCE
REVISED & REISSUED FOR TENDER PER CLIENTS COMMENTS	3	JAN 14 2014	RCE

A	A. DETAIL NO. REQUIRED
B/C	B. SHEET NO. - WHERE DETAIL REQUIRED
	C. SHEET NO. - WHERE DETAIL LOCATED

**GENERAL NOTES:**  
 DO NOT SCALE THE DRAWINGS.  
 IT IS THE RESPONSIBILITY OF THOSE REVIEWING THE DRAWINGS TO ENSURE THAT THEY ARE BASED ON CURRENT DATA.  
 THE CONTRACTOR SHALL CHECK AND VERIFY ALL DIMENSIONS AND REPORT ANY ERRORS OR OMISSIONS TO THE DEPARTMENT REPRESENTATIVE.  
 ALL PRINTS AND SPECIFICATIONS ARE THE PROPERTY OF THE DEPARTMENTAL REPRESENTATIVE AND MUST BE RETURNED UPON COMPLETION OF THE WORK OR REQUEST OF THE DEPARTMENT REPRESENTATIVE.  
 THIS DRAWING SHALL NOT BE USED FOR CONSTRUCTION UNLESS SIGNED AND SEALED BY THE DEPARTMENT REPRESENTATIVE.  
 ALL WELDING WILL BE CONDUCTED BY CONTRACTORS CERTIFIED BY C.W.B. TO CSA M47.1 LATEST EDITION DIVISION 1 OR 2.1. NO EXCEPTIONS.  
 ALL APPROVED WELDING PROCEDURES AND WELDERS QUALIFICATIONS FOR THE PROCESS, POSITIONS AND MATERIALS TO BE WELDED WILL BE SUBMITTED TO THE DEPARTMENT REPRESENTATIVE PRIOR TO WELDING.



**POW PETERMAN CONSULTING ENGINEERS**  
 Division of PPA Engineering Technologies Inc.  
 Ingersoll, Ontario  
 Tel. (519) 425-5000 Fax. (519) 425-5001



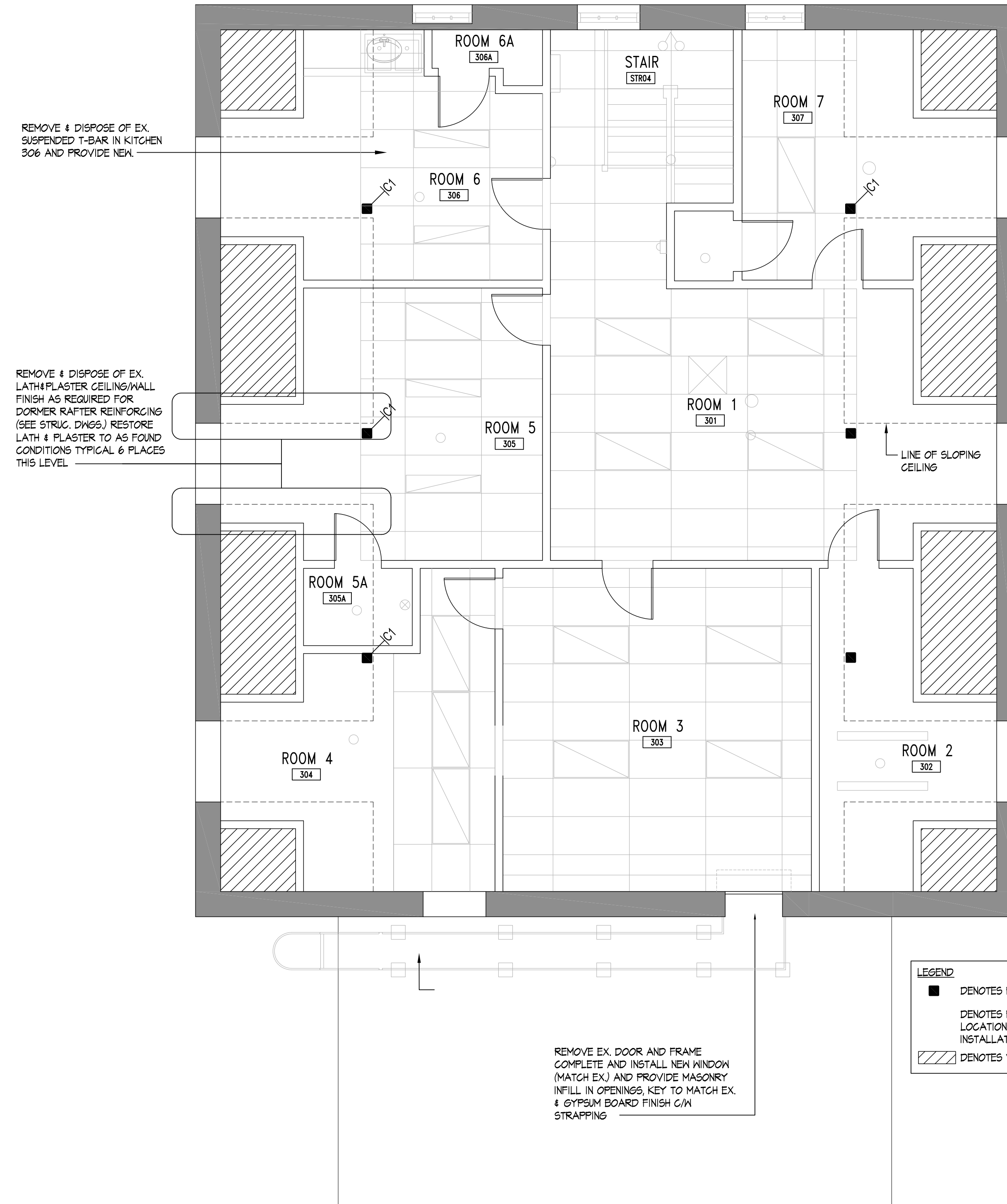
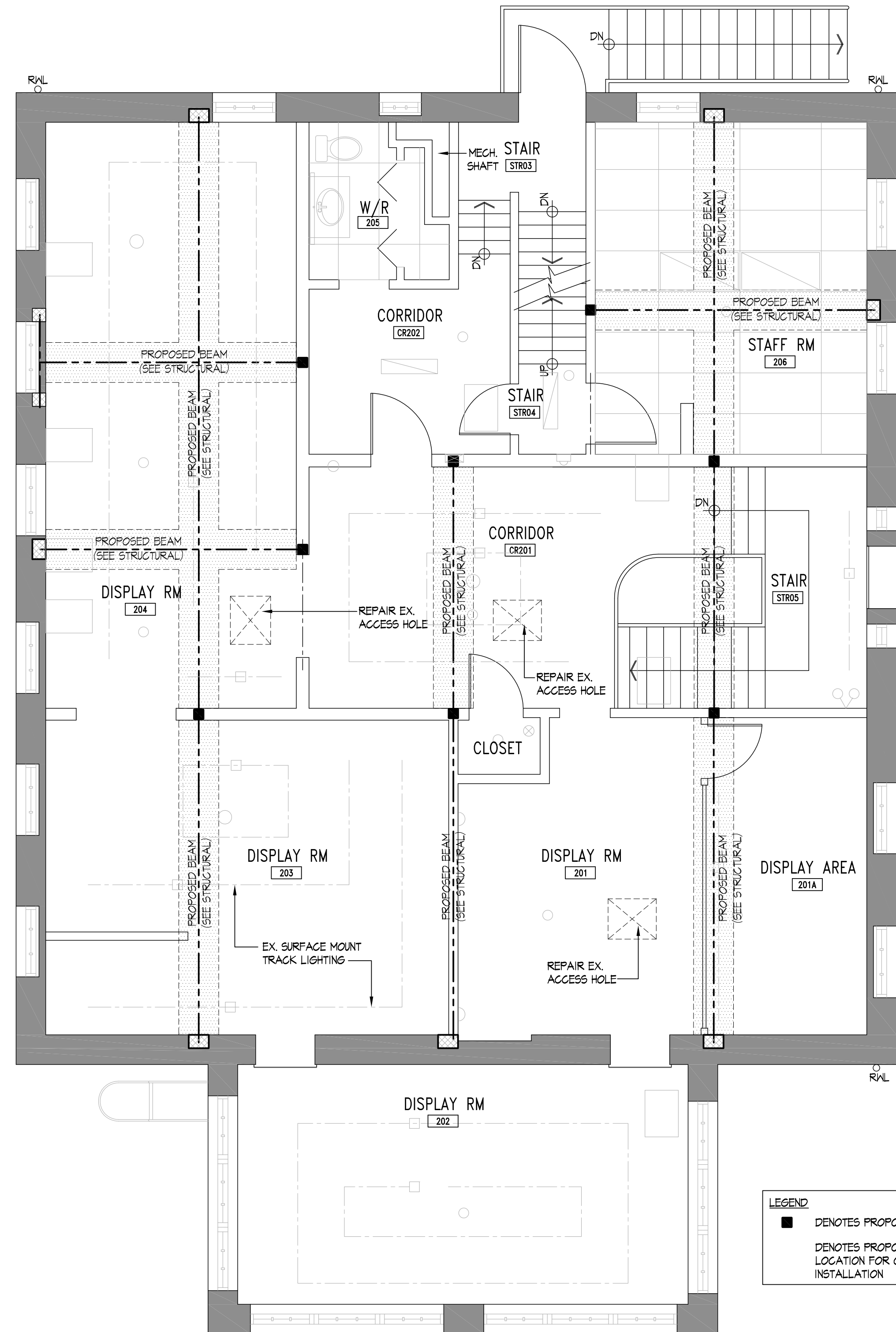
PROJECT NAME:  
**STRUCTURAL STABILIZATION  
 HOUGH HOUSE  
 FORT MALDEN  
 NATIONAL HISTORIC SITE**  
 100 LAIRD AVE, AMHERSTBURG ON.

TITLE:  
**BASEMENT & GROUND  
 FLOOR REFLECTED  
 CEILING PLANS**

FILE # 30018527/13-05-0004	DRAWING NO.  <b>A1.2</b>
DRAWN: RCE	
CHECKED: CGW	
DATE: SEPTEMBER 2013	

**BASEMENT REFLECTED CEILING PLAN**  
 SCALE: 1:50

**GROUND FLOOR REFLECTED CEILING PLAN**  
 SCALE: 1:50



REVISIONS:	NO.	DATE	BY:
ISSUED TO CLIENT FOR PRELIMINARY REVIEW AND COMMENT	1	MAR 22 2013	RCE
TENDER ISSUE	2	MAR 28 2013	RCE
REVISED & REISSUED FOR TENDER PER CLIENTS COMMENTS	3	JAN 14 2014	RCE

A		B		C	
A	DETAIL NO.	B	SHEET NO. - WHERE DETAIL REQUIRED	C	SHEET NO. - WHERE DETAIL LOCATED

**GENERAL NOTES:**  
DO NOT SCALE THE DRAWINGS.  
IT IS THE RESPONSIBILITY OF THOSE REVIEWING THE DRAWINGS TO ENSURE THAT THEY ARE BASED ON CURRENT DATA.  
THE CONTRACTOR SHALL CHECK AND VERIFY ALL DIMENSIONS AND REPORT ANY ERRORS OR OMISSIONS TO THE DEPARTMENT REPRESENTATIVE.  
ALL PRINTS AND SPECIFICATIONS ARE THE PROPERTY OF THE DEPARTMENTAL REPRESENTATIVE AND MUST BE RETURNED UPON COMPLETION OF THE WORK OR REQUEST OF THE DEPARTMENT REPRESENTATIVE.  
THIS DRAWING SHALL NOT BE USED FOR CONSTRUCTION UNLESS SIGNED AND SEALED BY THE DEPARTMENT REPRESENTATIVE.  
ALL WELDING WILL BE CONDUCTED BY CONTRACTORS CERTIFIED BY C.W.B. TO CSA W47.1 LATEST EDITION DIVISION 1 OR 2, NO EXCEPTIONS.  
ALL APPROVED WELDING PROCEDURES AND WELDERS QUALIFICATIONS FOR THE PROCESS, POSITIONS AND MATERIALS TO BE WELDED WILL BE SUBMITTED TO THE DEPARTMENT REPRESENTATIVE PRIOR TO WELDING.



**POW PETERMAN**  
CONSULTING ENGINEERS  
Division of PPA Engineering Technologies Inc.  
Ingersoll, Ontario  
Tel. (519) 425-5000 Fax. (519) 425-5001

STAMP:  
  
 R.D. PETERMAN  
 PROFESSIONAL ENGINEER  
 LICENSE NO. 13075  
 JAN 14 2014  
 PROVINCE OF ONTARIO

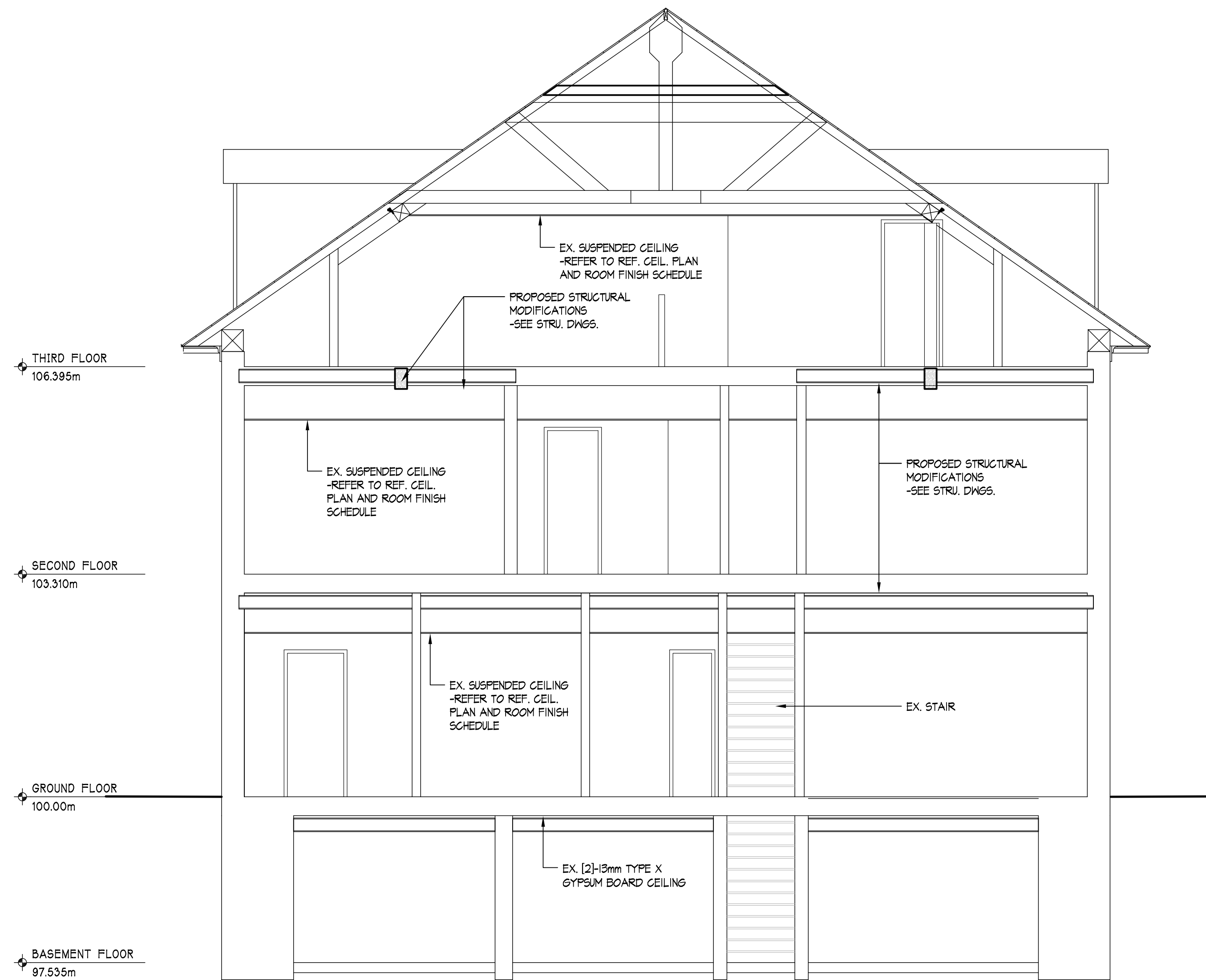
PROJECT NAME:  
**STRUCTURAL STABILIZATION  
HOUGH HOUSE  
FORT MALDEN  
NATIONAL HISTORIC SITE**  
100 LAIRD AVE, AMHERSTBURG ON.

TITLE:  
**SECOND & THIRD  
FLOOR REFLECTED  
CEILING PLANS**

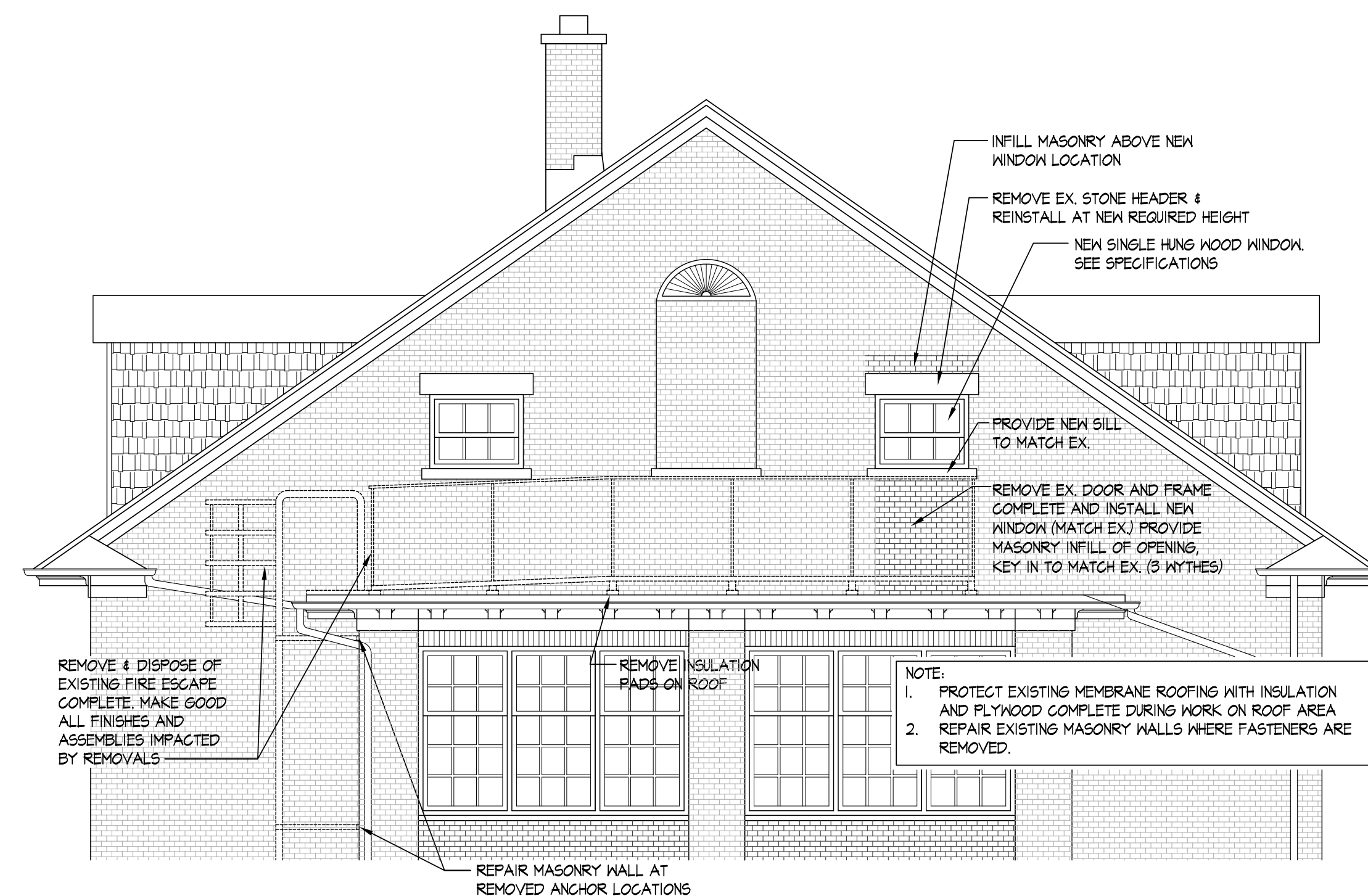
FILE # 30018527/13-05-0004	DRAWING NO. <b>A1.3</b>
DRAWN: RCE	CHECKED: CGW
SCALE: AS SHOWN	DATE: SEPTEMBER 2013

**SECOND FLOOR REFLECTED CEILING PLAN**  
SCALE: 1:50

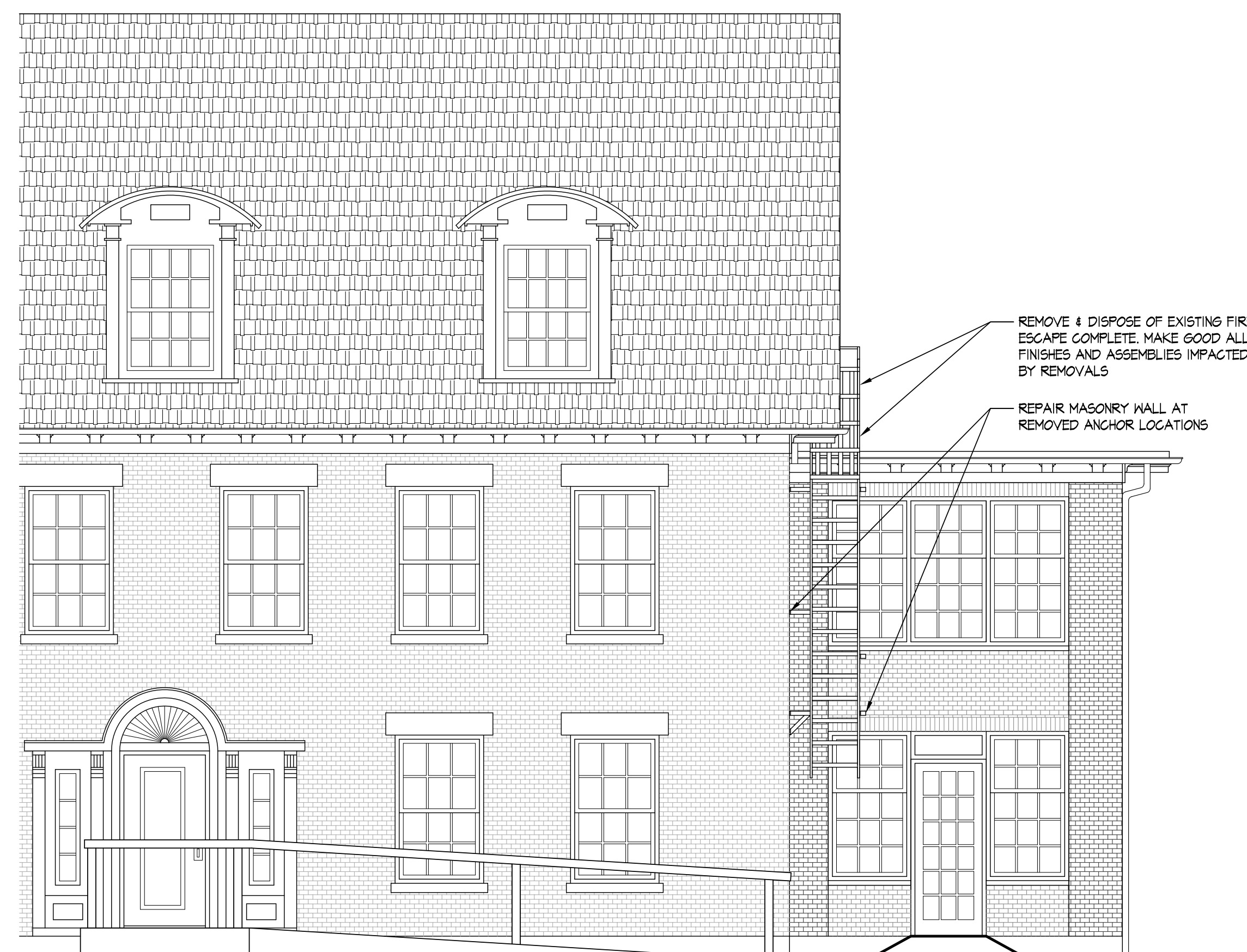
**THIRD FLOOR REFLECTED CEILING PLAN**  
SCALE: 1:50



**BUILDING SECTION**  
SCALE: 1:50



**PARTIAL SOUTH ELEVATION**  
SCALE: 1:50



**PARTIAL WEST ELEVATION**  
SCALE: 1:50

REVISIONS:	NO.	DATE	BY:
ISSUED TO CLIENT FOR PRELIMINARY REVIEW AND COMMENT	1	MAR 22 2013	RCE
TENDER ISSUE	2	MAR 26 2013	RCE
REVISED & REISSUED FOR TENDER PER CLIENTS COMMENTS	3	JAN 14 2014	RCE

A	A. DETAIL NO. REQUIRED
B/C	B. SHEET NO. - WHERE DETAIL LOCATED
	C. SHEET NO. - WHERE DETAIL LOCATED

**GENERAL NOTES:**  
DO NOT SCALE THE DRAWINGS.

IT IS THE RESPONSIBILITY OF THOSE REVIEWING THE DRAWINGS TO ENSURE THAT THEY ARE BASED ON CURRENT DATA.

THE CONTRACTOR SHALL CHECK AND VERIFY ALL DIMENSIONS AND REPORT ANY ERRORS OR OMISSIONS TO THE DEPARTMENT REPRESENTATIVE.

ALL PRINTS AND SPECIFICATIONS ARE THE PROPERTY OF THE DEPARTMENTAL REPRESENTATIVE AND MUST BE RETURNED UPON COMPLETION OF THE WORK OR REQUEST OF THE DEPARTMENT REPRESENTATIVE.

THIS DRAWING SHALL NOT BE USED FOR CONSTRUCTION UNLESS SIGNED AND SEALED BY THE DEPARTMENT REPRESENTATIVE.

ALL WELDING SHALL BE CONDUCTED BY CONTRACTORS CERTIFIED BY C.W.B. TO CSA M47.1 LATEST EDITION DIVISION 1 OR 2.1. NO EXCEPTIONS. ALL APPROVED WELDING PROCEDURES AND WELDERS QUALIFICATIONS FOR THE PROCESS, POSITIONS AND MATERIALS TO BE WELDED WILL BE SUBMITTED TO THE DEPARTMENT REPRESENTATIVE PRIOR TO WELDING.



**POW PETERMAN**  
CONSULTING ENGINEERS

Division of PPA Engineering Technologies Inc.  
Ingersoll, Ontario  
Tel. (519) 425-5000 Fax. (519) 425-5001

STAMP:

PROJECT NAME:  
**STRUCTURAL STABILIZATION  
HOUGH HOUSE  
FORT MALDEN  
NATIONAL HISTORIC SITE**  
100 LAIRD AVE, AMHERSTBURG ON.

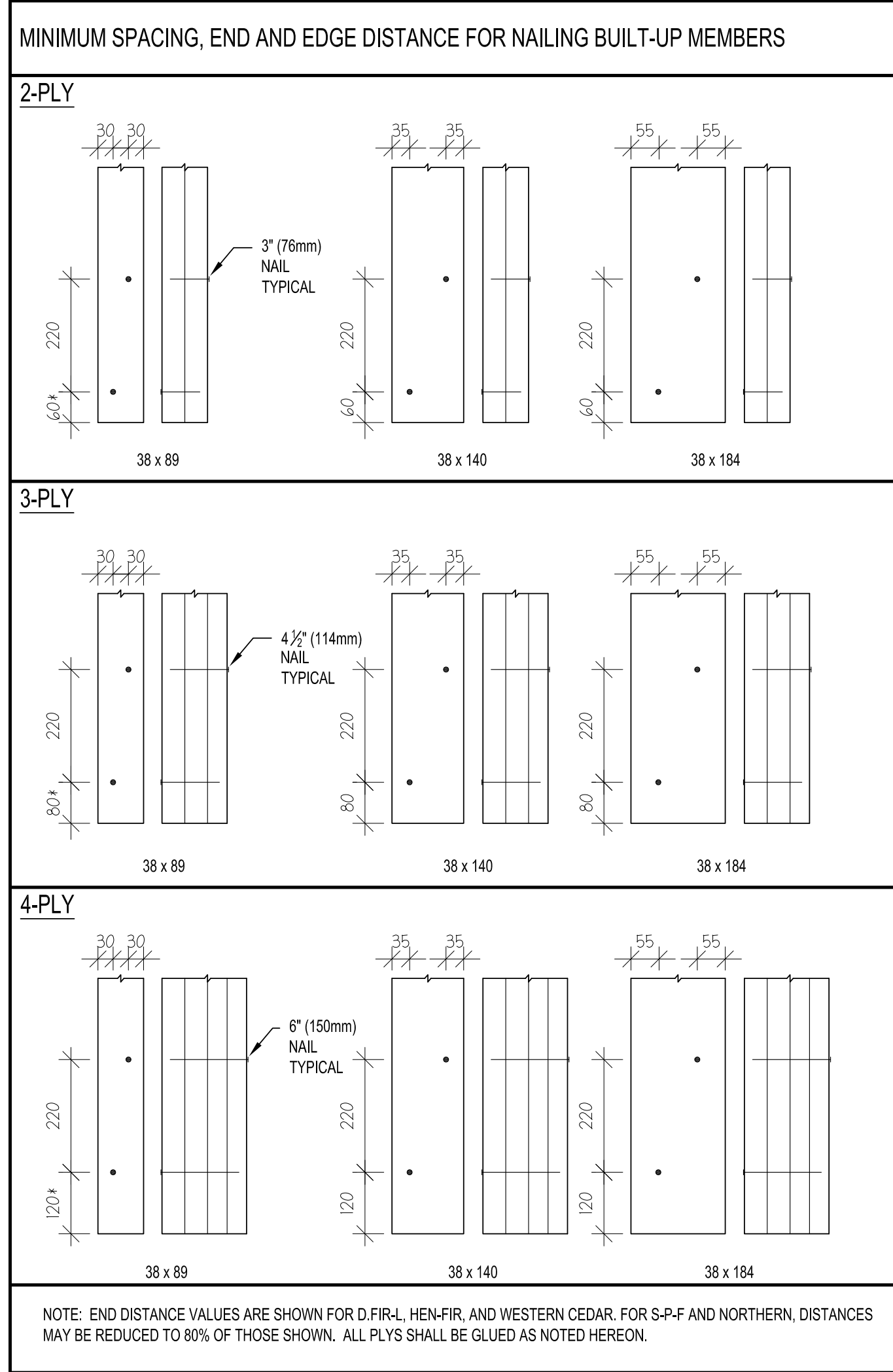
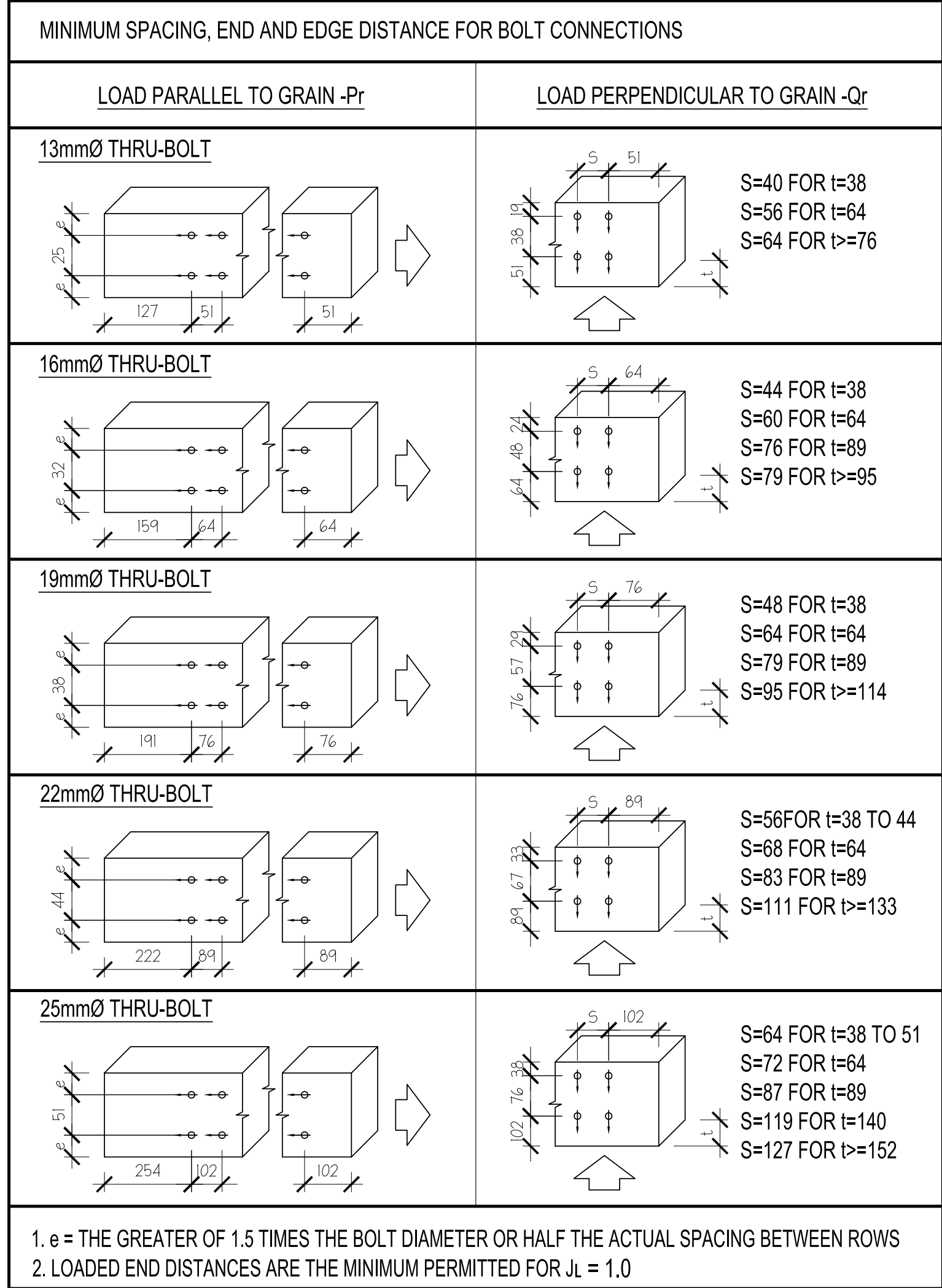
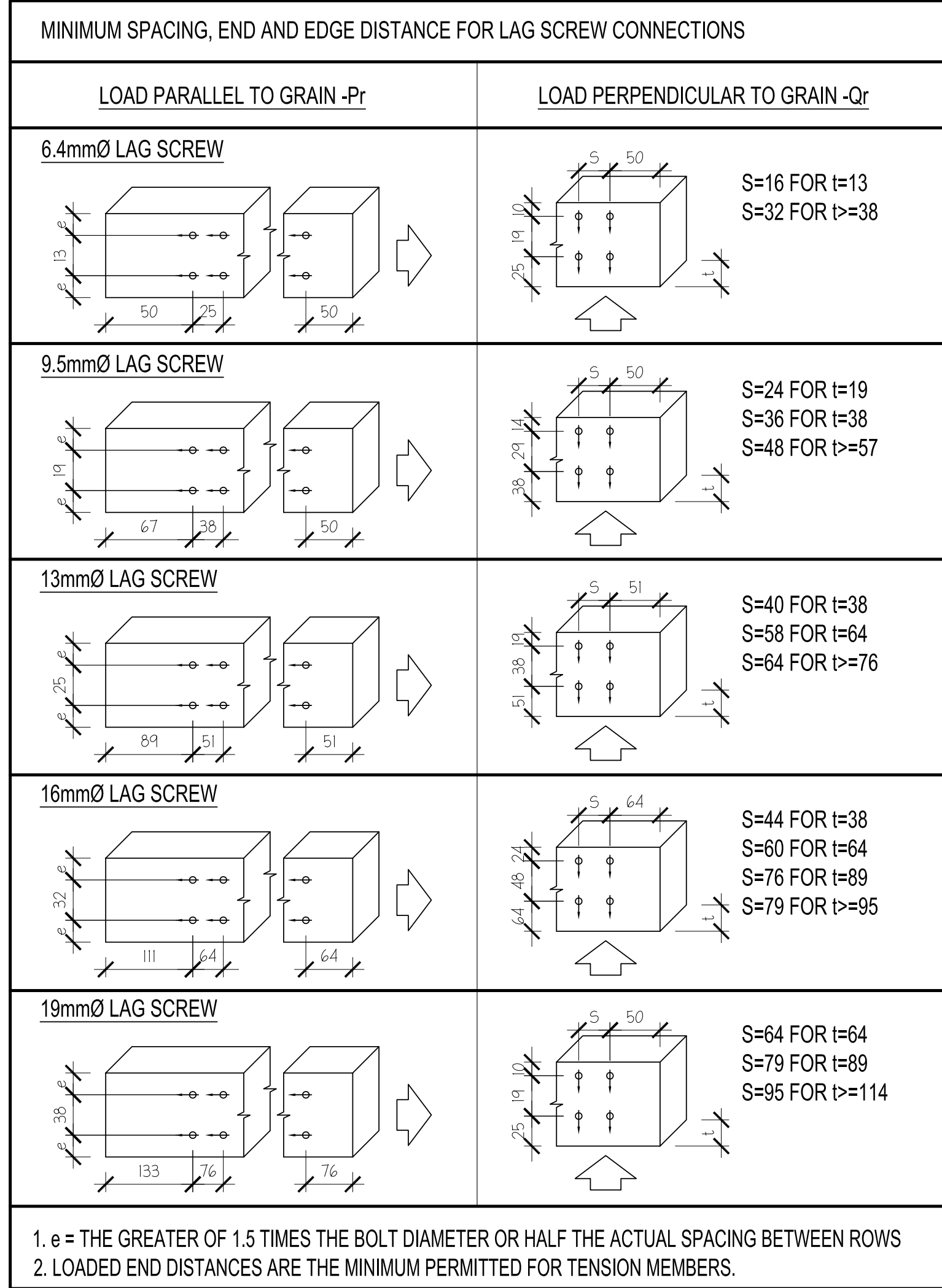
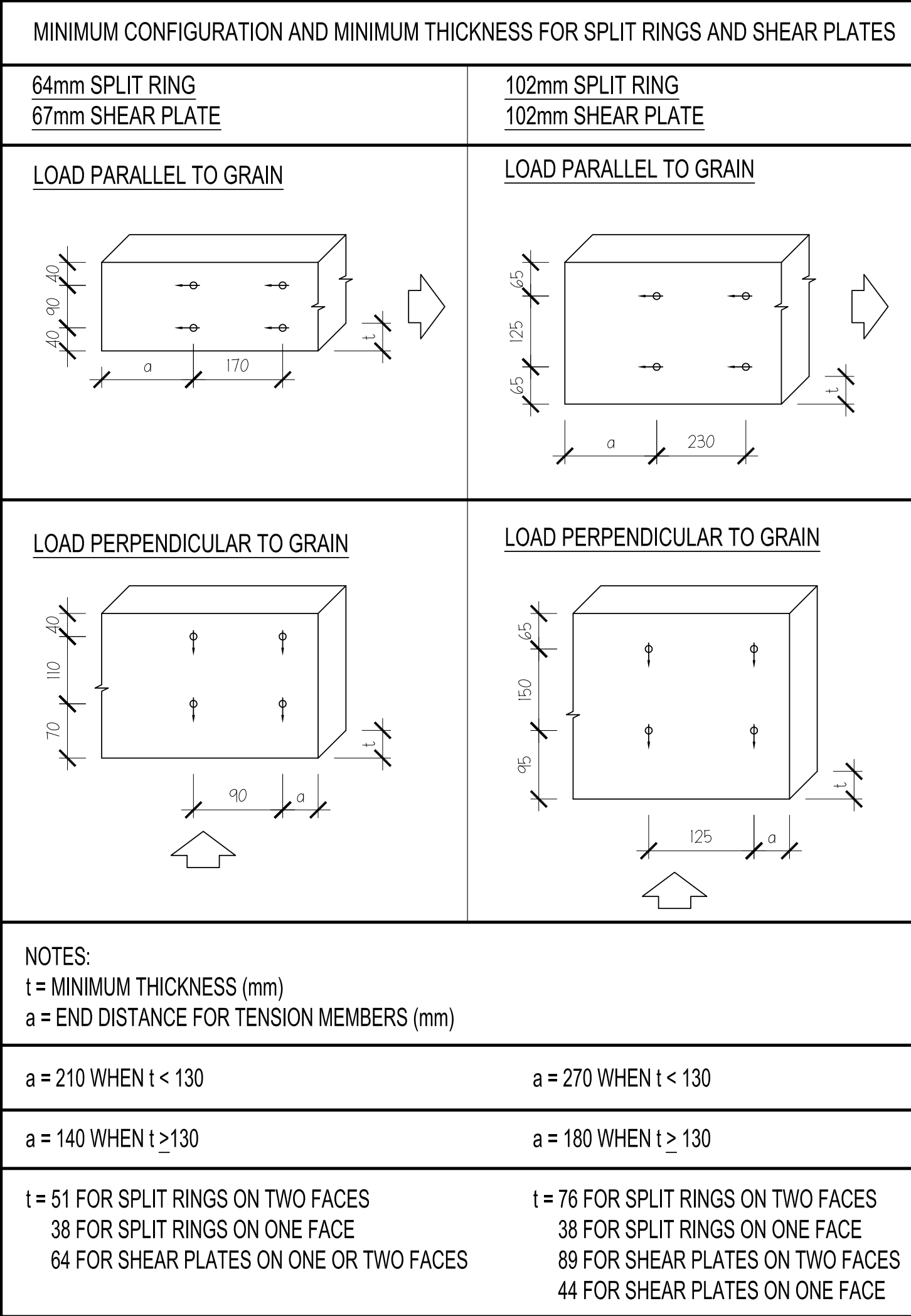
TITLE:  
**BUILDING SECTION,  
AND ELEVATIONS**

FILE # 30018527/13-05-0004	DRAWING NO. <b>A2.0</b>
DRAWN: RCE	CHECKED: CGW
SCALE: AS SHOWN	DATE: SEPTEMBER 2013

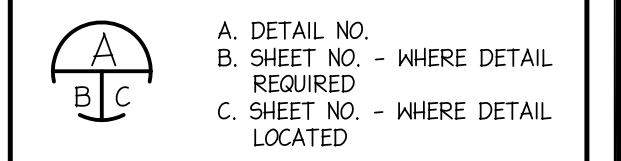








REVISIONS:	NO.	DATE:	BY:
ISSUED TO CLIENT FOR PRELIMINARY REVIEW AND COMMENT	1	MAR 22 2013	RCE
TENDER ISSUE	2	MAR 28 2013	RCE
REVISED & REISSUED FOR TENDER PER CLIENTS COMMENTS	3	JAN 14 2014	RCE



**GENERAL NOTES:**  
DO NOT SCALE THE DRAWINGS.  
IT IS THE RESPONSIBILITY OF THOSE REVIEWING THE DRAWINGS TO ENSURE THAT THEY ARE BASED ON CURRENT DATA.


THE CONTRACTOR SHALL CHECK AND VERIFY ALL DIMENSIONS AND REPORT ANY ERRORS OR OMISSIONS TO THE DEPARTMENT REPRESENTATIVE.  
ALL PRINTS AND SPECIFICATIONS ARE THE PROPERTY OF THE DEPARTMENT REPRESENTATIVE AND MUST BE RETURNED UPON COMPLETION OF THE WORK OR REQUEST OF THE DEPARTMENT REPRESENTATIVE.

THIS DRAWING SHALL NOT BE USED FOR CONSTRUCTION UNLESS SIGNED AND SEALED BY THE DEPARTMENT REPRESENTATIVE.

ALL WELDING WILL BE CONDUCTED BY CONTRACTORS CERTIFIED BY C.W.B. TO CSA 147.1 LATEST EDITION DIVISION 1 OR 2.1. NO EXCEPTIONS.  
ALL APPROVED WELDING PROCEDURES AND WELDERS QUALIFICATIONS FOR THE PROCESS, POSITIONS AND MATERIALS TO BE WELDED WILL BE SUBMITTED TO THE DEPARTMENT REPRESENTATIVE PRIOR TO WELDING.



**POW PETERMAN CONSULTING ENGINEERS**  
Division of PPA Engineering Technologies Inc.  
Ingersoll, Ontario  
Tel. (519) 425-5000 Fax. (519) 425-5001



PROJECT NAME:  
**STRUCTURAL STABILIZATION  
HOUGH HOUSE  
FORT MALDEN  
NATIONAL HISTORIC SITE**  
100 LAIRD AVE, AMHERSTBURG ON.

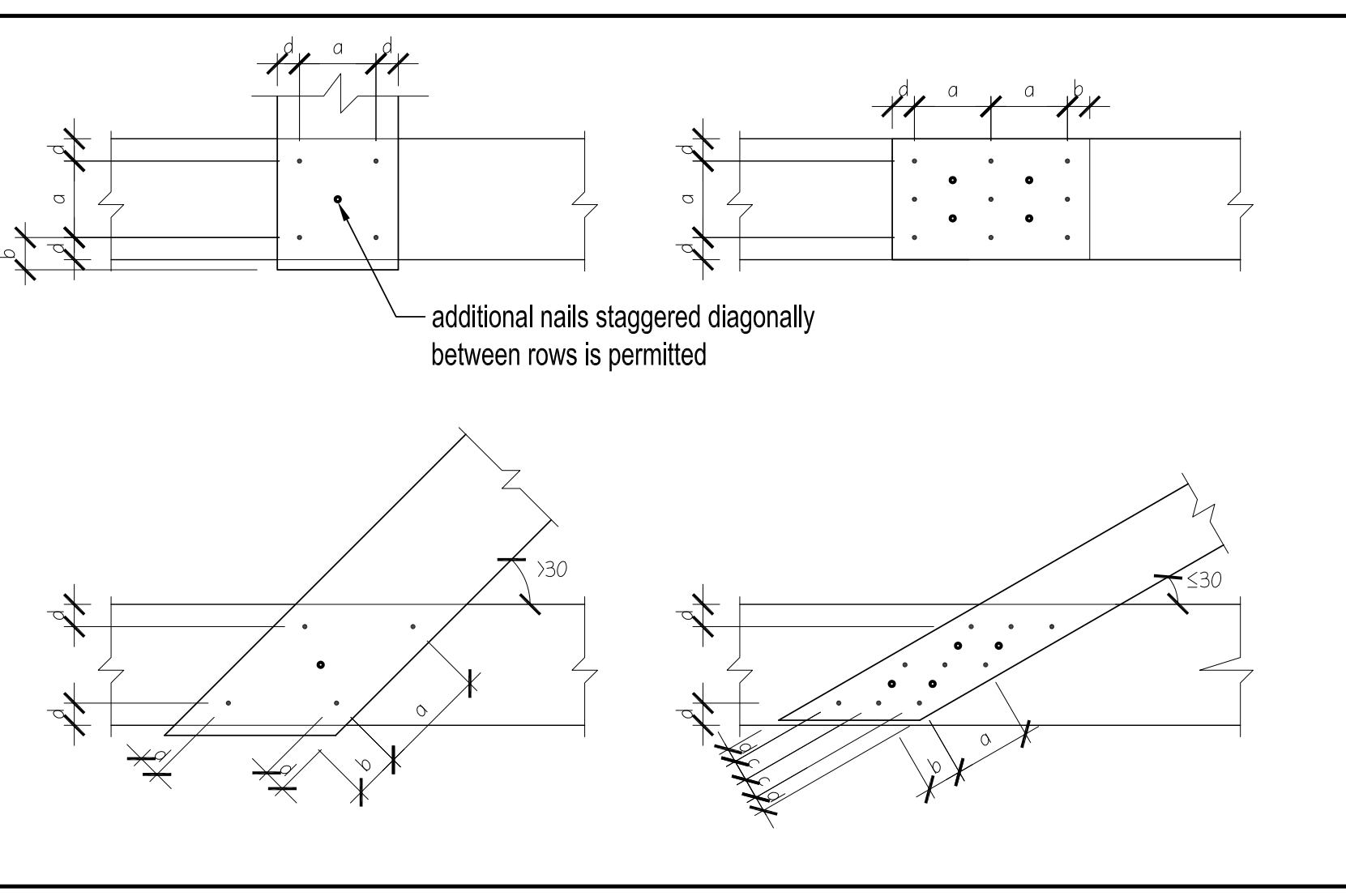
TITLE:  
**TYPICAL  
CONNECTION  
DETAILS**

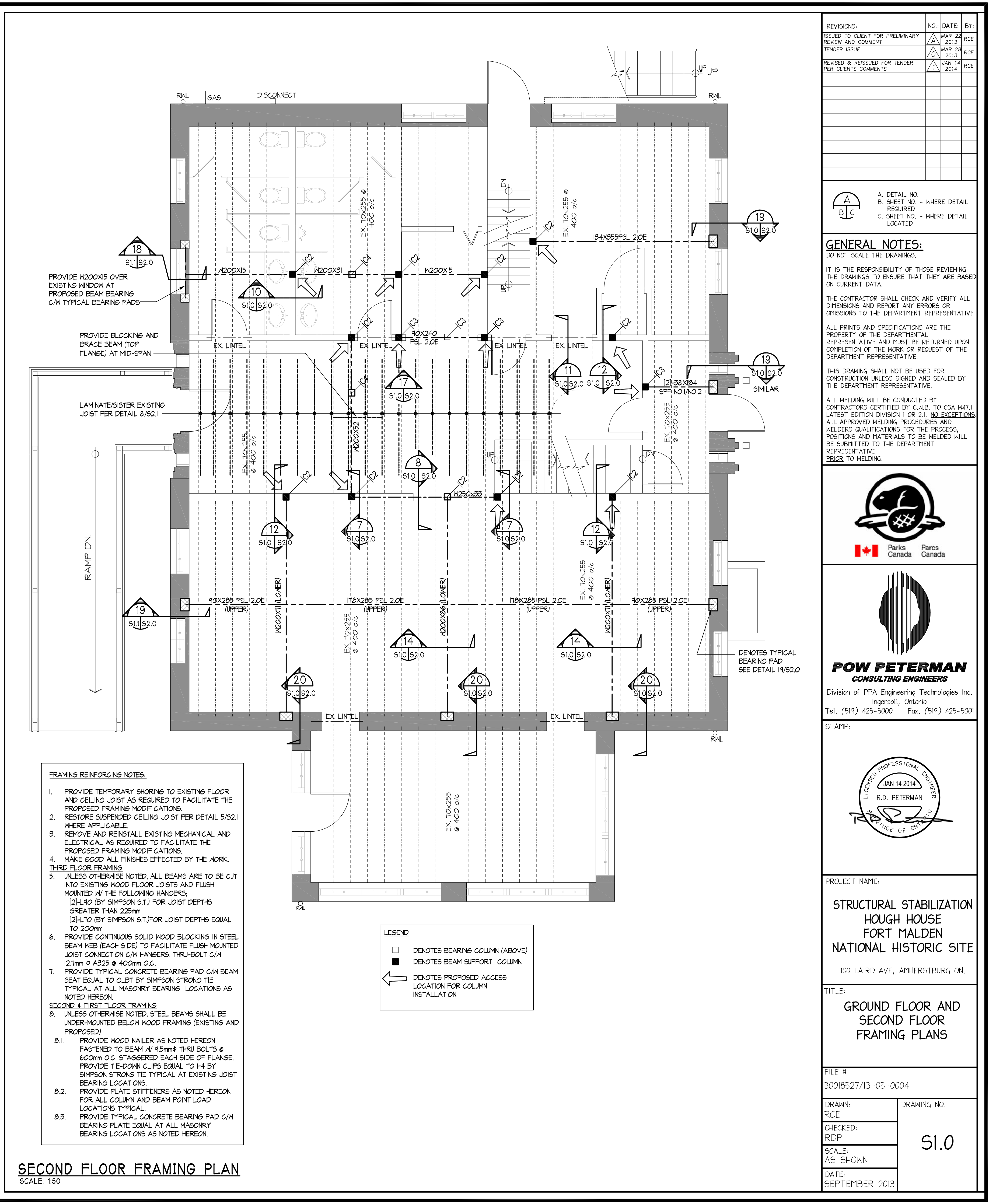
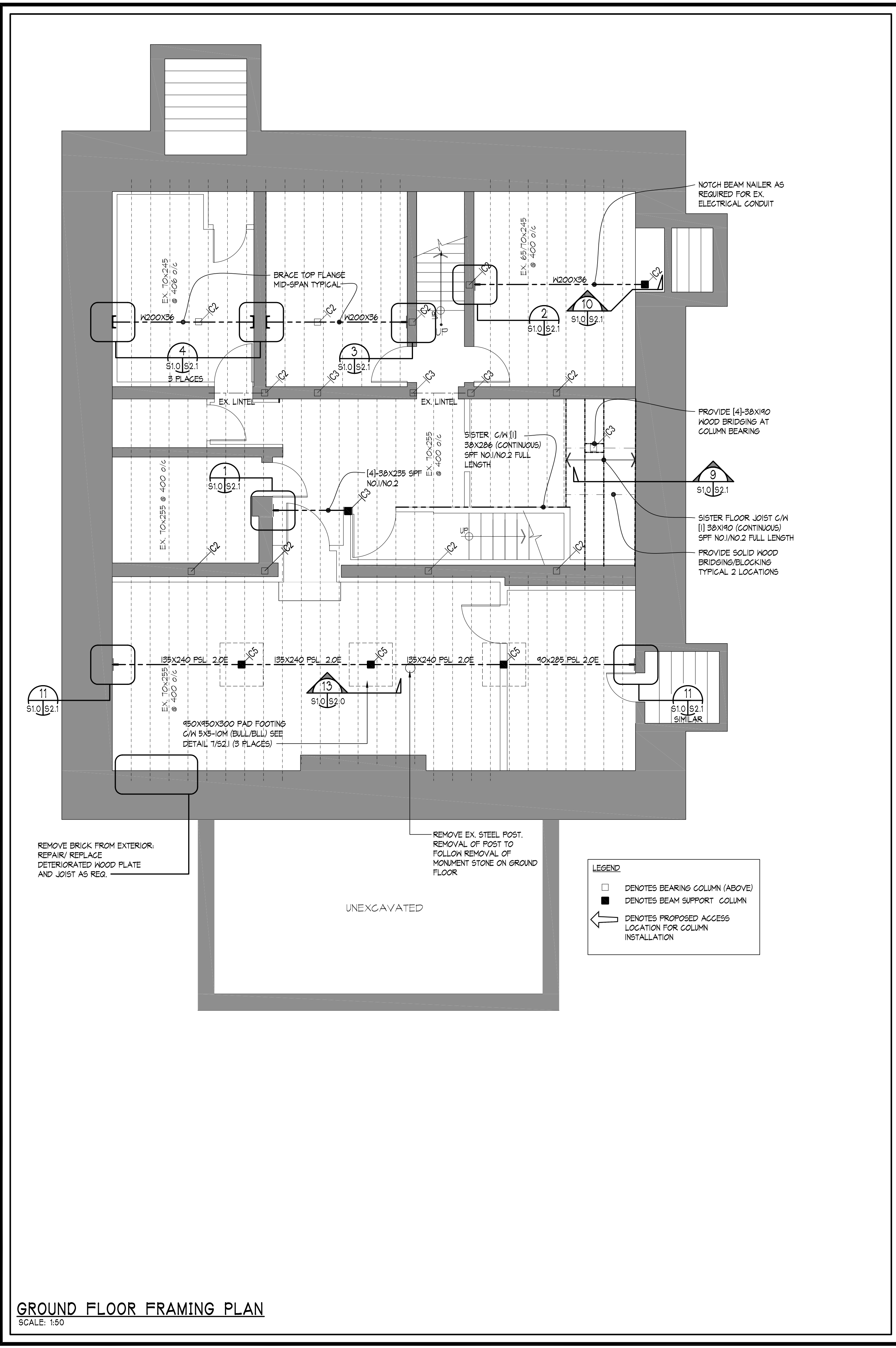
FILE # 30018527/13-05-0004	DRAWING NO. <b>50.1</b>
DRAWN: RCE	CHECKED: RDP
SCALE: AS SHOWN	DATE: SEPTEMBER 2013

**MINIMUM REQUIRED SPACING, END AND EDGE DISTANCES FOR NAILS AND SPIKES**

TYPE	LENGTH (inch.)	D.Fir.L Hem-Fir				S-P-F Northern			
		a (mm)	b (mm)	c (mm)	d (mm)	a (mm)	b (mm)	c (mm)	d (mm)
Common wire nails	2 1/2	65	49	33	17	52	39	26	13
	3	74	55	37	19	59	44	30	15
	3 1/2	82	61	41	21	65	49	33	17
	4	98	74	49	25	79	59	39	20
	5	118	89	59	30	95	71	48	24
Common spikes	6	141	106	71	35	113	85	57	28
	4	128	96	64	32	103	77	52	26
Common spiral nails	6	153	115	77	39	122	92	61	31
	2 1/2	56	42	28	14	45	34	23	12
	3	62	47	31	16	50	38	25	13
	3 1/2	78	58	39	20	62	47	31	16
	4	87	65	44	22	70	52	35	18
	5	98	74	49	25	79	59	39	20

a - Minimum spacing parallel to grain      b - Minimum end distance  
c - Minimum spacing perpendicular to grain      d - Minimum edge distance






REVISIONS:	NO.	DATE:	BY:
ISSUED TO CLIENT FOR PRELIMINARY REVIEW AND COMMENT	1	MAR 22 2013	RCE
TENDER ISSUE	2	MAR 28 2013	RCE
REVISED & REISSUED FOR TENDER PER CLIENTS COMMENTS	3	JAN 14 2014	RCE

REVISIONS:	NO.	DATE:	BY:
A. DETAIL NO. REQUIRED	A		
B. SHEET NO. - WHERE DETAIL REQUIRED	B		
C. SHEET NO. - WHERE DETAIL LOCATED	C		

**GENERAL NOTES:**  
DO NOT SCALE THE DRAWINGS.  
IT IS THE RESPONSIBILITY OF THOSE REVIEWING THE DRAWINGS TO ENSURE THAT THEY ARE BASED ON CURRENT DATA.  
THE CONTRACTOR SHALL CHECK AND VERIFY ALL DIMENSIONS AND REPORT ANY ERRORS OR OMISSIONS TO THE DEPARTMENT REPRESENTATIVE.  
ALL PRINTS AND SPECIFICATIONS ARE THE PROPERTY OF THE DEPARTMENTAL REPRESENTATIVE AND MUST BE RETURNED UPON COMPLETION OF THE WORK OR REQUEST OF THE DEPARTMENT REPRESENTATIVE.  
THIS DRAWING SHALL NOT BE USED FOR CONSTRUCTION UNLESS SIGNED AND SEALED BY THE DEPARTMENT REPRESENTATIVE.  
ALL WELDING WILL BE CONDUCTED BY CONTRACTORS CERTIFIED BY C.I.B. TO CSA W47.1 LATEST EDITION DIVISION 1 OR 2.1. NO EXCEPTIONS.  
ALL APPROVED WELDING PROCEDURES AND WELDERS QUALIFICATIONS FOR THE PROCESS, POSITIONS AND MATERIALS TO BE WELDED WILL BE SUBMITTED TO THE DEPARTMENT REPRESENTATIVE PRIOR TO WELDING.



**POW PETERMAN CONSULTING ENGINEERS**  
Division of PPA Engineering Technologies Inc.  
Ingersoll, Ontario  
Tel. (519) 425-5000 Fax. (519) 425-5001

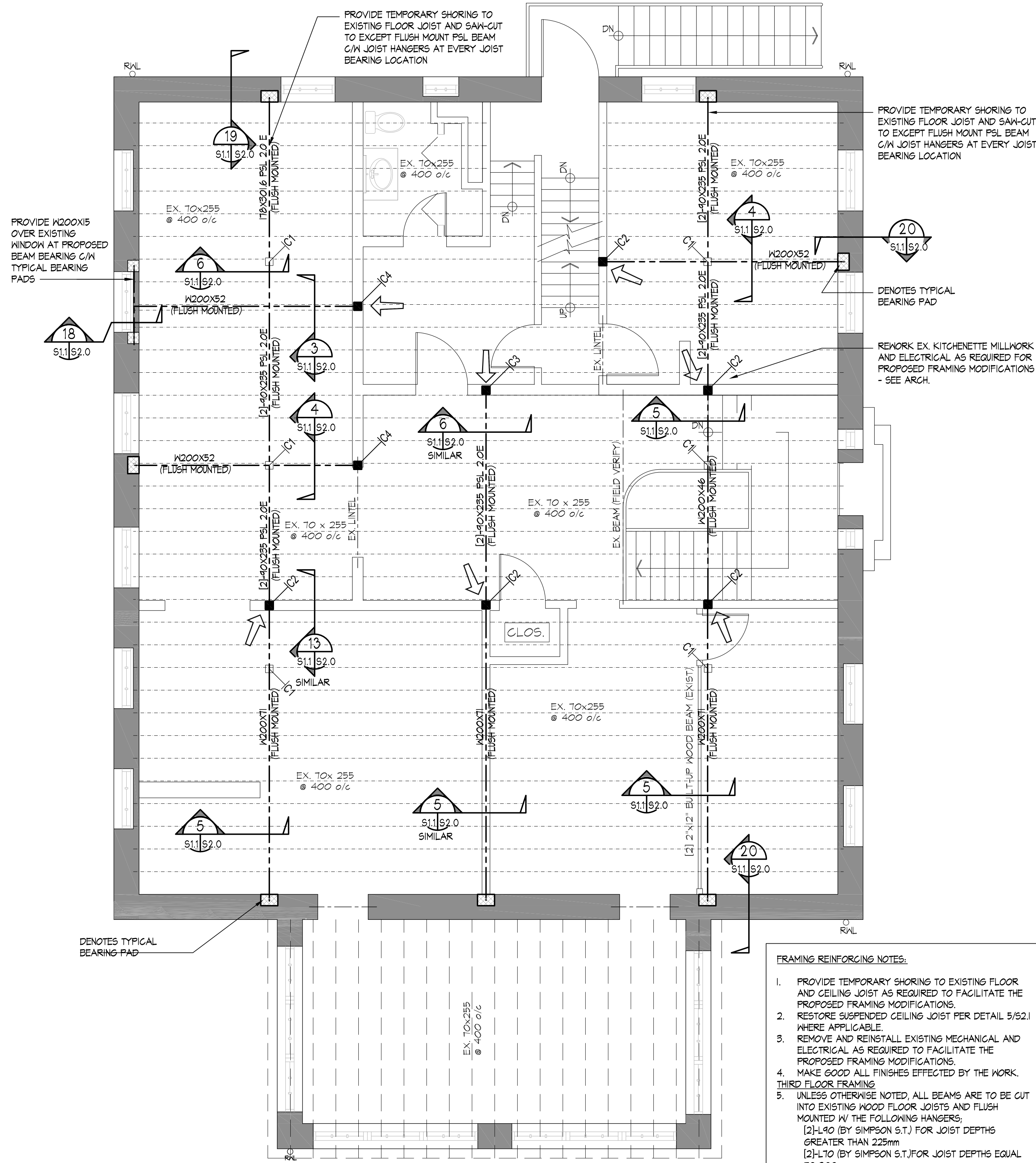


PROJECT NAME:  
**STRUCTURAL STABILIZATION HOUGH HOUSE FORT MALDEN NATIONAL HISTORIC SITE**  
100 LAIRD AVE, AMHERSTBURG ON.

TITLE:  
**GROUND FLOOR AND SECOND FLOOR FRAMING PLANS**

FILE #  
30018527/13-05-0004

DRAWN: RCE	DRAWING NO. S1.0
CHECKED: RDP	
SCALE: AS SHOWN	
DATE: SEPTEMBER 2013	



**LEGEND**  
□ DENOTES BEARING COLUMN (ABOVE)  
■ DENOTES BEAM SUPPORT COLUMN  
← DENOTES PROPOSED ACCESS LOCATION FOR COLUMN INSTALLATION

**FRAMING REINFORCING NOTES:**

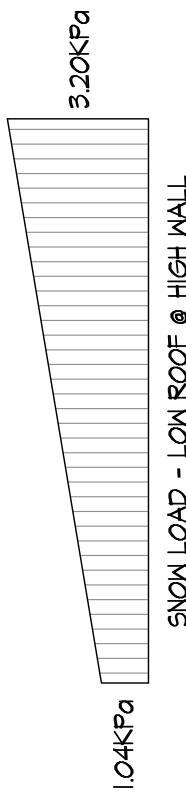
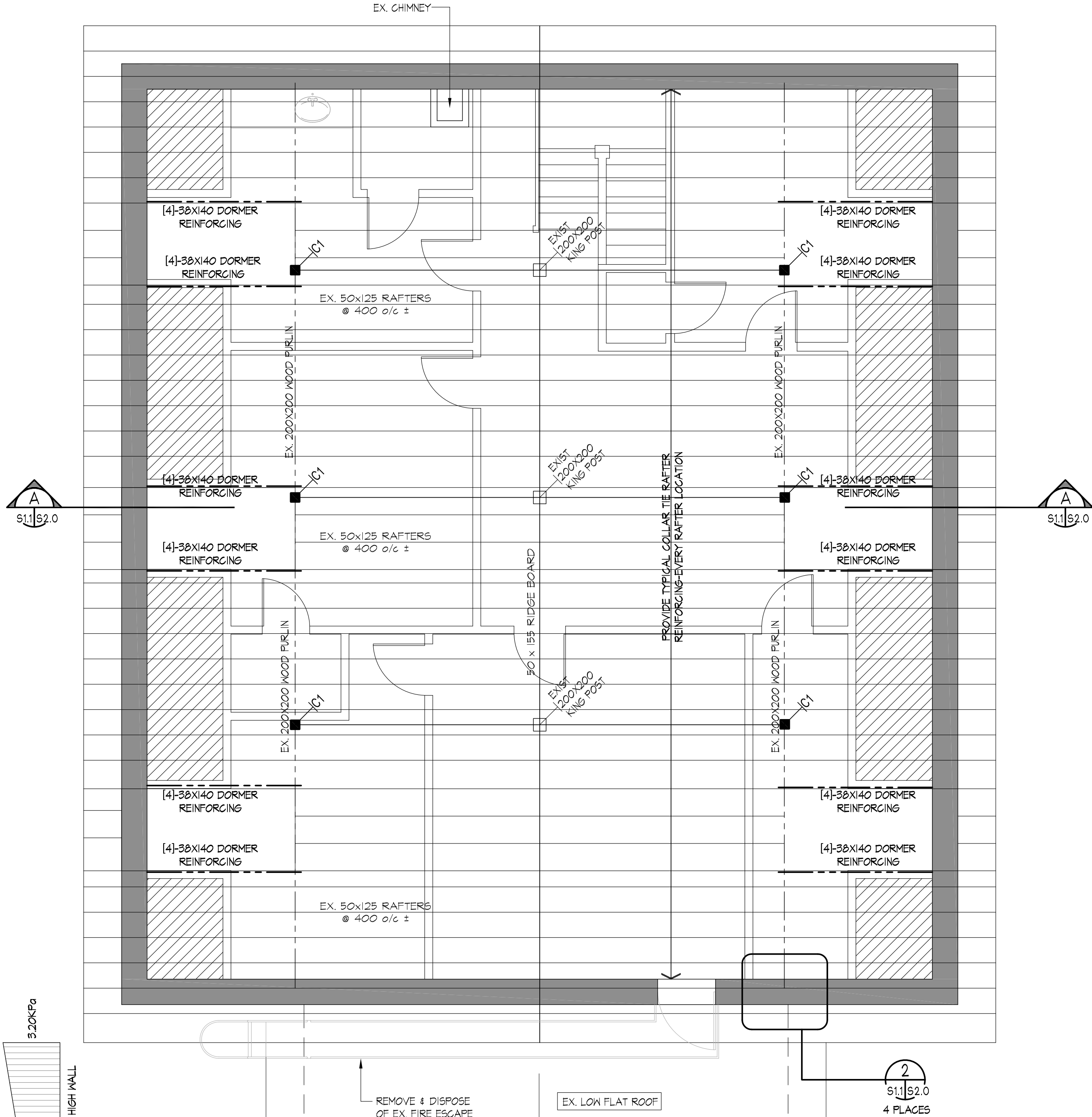
- PROVIDE TEMPORARY SHORING TO EXISTING FLOOR AND CEILING JOIST AS REQUIRED TO FACILITATE THE PROPOSED FRAMING MODIFICATIONS.
- RESTORE SUSPENDED CEILING JOIST PER DETAIL 5/S2.1 WHERE APPLICABLE.
- REMOVE AND REINSTALL EXISTING MECHANICAL AND ELECTRICAL AS REQUIRED TO FACILITATE THE PROPOSED FRAMING MODIFICATIONS.
- MAKE GOOD ALL FINISHES EFFECTED BY THE WORK.

**THIRD FLOOR FRAMING**

- UNLESS OTHERWISE NOTED, ALL BEAMS ARE TO BE CUT INTO EXISTING WOOD FLOOR JOISTS AND FLUSH MOUNTED W/ THE FOLLOWING HANGERS:  
[2]H-90 (BY SIMPSON S.T.) FOR JOIST DEPTHS GREATER THAN 225mm  
[2]H-10 (BY SIMPSON S.T.) FOR JOIST DEPTHS EQUAL TO 200mm

**SECOND & FIRST FLOOR FRAMING**

- UNLESS OTHERWISE NOTED, STEEL BEAMS SHALL BE UNDER-MOUNTED BELOW WOOD FRAMING (EXISTING AND PROPOSED).
- PROVIDE WOOD NAILER AS NOTED HEREON FASTENED TO BEAM W/ 45mmØ THRU BOLTS @ 600mm O.C. STAGGERED EACH SIDE OF FLANGE. PROVIDE TIE-DOWN CLIPS EQUAL TO H4 BY SIMPSON STRONG TIE TYPICAL AT EXISTING JOIST BEARING LOCATIONS.
- PROVIDE PLATE STIFFENERS AS NOTED HEREON FOR ALL COLUMN AND BEAM POINT LOAD LOCATIONS TYPICAL.  
PROVIDE TYPICAL CONCRETE BEARING PAD C/M BEARING PLATE EQUAL AT ALL MASONRY BEARING LOCATIONS AS NOTED HEREON.



NOTE: PROVIDE STORM CLIP EQUAL TO SIMPSON STRONG TIE H4 TYPICAL EVERY PURLING/RAFTER INTERSECTION

**LEGEND**  
□ DENOTES BEARING COLUMN (ABOVE)  
■ DENOTES BEAM SUPPORT COLUMN  
← DENOTES PROPOSED ACCESS LOCATION FOR COLUMN INSTALLATION  
▨ DENOTES VOID SPACE

**THIRD FLOOR FRAMING PLAN**  
SCALE: 1:50

**ROOF FRAMING PLAN**  
SCALE: 1:50

REVISIONS:	NO.	DATE:	BY:
ISSUED TO CLIENT FOR PRELIMINARY REVIEW AND COMMENT	1	MAR 22 2013	RCE
TENDER ISSUE	2	MAR 28 2013	RCE
REVISED & REISSUED FOR TENDER	3	JAN 14 2014	RCE
PER CLIENTS COMMENTS	4		

**A** A. DETAIL NO. REQUIRED  
**B** B. SHEET NO. - WHERE DETAIL LOCATED  
**C** C. SHEET NO. - WHERE DETAIL LOCATED

**GENERAL NOTES:**  
DO NOT SCALE THE DRAWINGS.  
IT IS THE RESPONSIBILITY OF THOSE REVIEWING THE DRAWINGS TO ENSURE THAT THEY ARE BASED ON CURRENT DATA.  
THE CONTRACTOR SHALL CHECK AND VERIFY ALL DIMENSIONS AND REPORT ANY ERRORS OR OMISSIONS TO THE DEPARTMENT REPRESENTATIVE.  
ALL PRINTS AND SPECIFICATIONS ARE THE PROPERTY OF THE DEPARTMENTAL REPRESENTATIVE AND MUST BE RETURNED UPON COMPLETION OF THE WORK OR REQUEST OF THE DEPARTMENT REPRESENTATIVE.  
THIS DRAWING SHALL NOT BE USED FOR CONSTRUCTION UNLESS SIGNED AND SEALED BY THE DEPARTMENT REPRESENTATIVE.  
ALL WELDING WILL BE CONDUCTED BY CONTRACTORS CERTIFIED BY C.W.B. TO CSA W47.1 LATEST EDITION DIVISION 1 OR 2.1. NO EXCEPTIONS.  
ALL APPROVED WELDING PROCEDURES AND WELDERS QUALIFICATIONS FOR THE PROCESS, POSITIONS AND MATERIALS TO BE WELDED WILL BE SUBMITTED TO THE DEPARTMENT REPRESENTATIVE PRIOR TO WELDING.



**POW PETERMAN CONSULTING ENGINEERS**  
Division of PPA Engineering Technologies Inc.  
Ingersoll, Ontario  
Tel. (519) 425-5000 Fax. (519) 425-5001



PROJECT NAME:  
**STRUCTURAL STABILIZATION  
HOUGH HOUSE  
FORT MALDEN  
NATIONAL HISTORIC SITE**  
100 LAIRD AVE, AMHERSTBURG ON.

TITLE:  
**THIRD FLOOR  
FRAMING  
PLAN**

FILE #  
30018527/13-05-0004

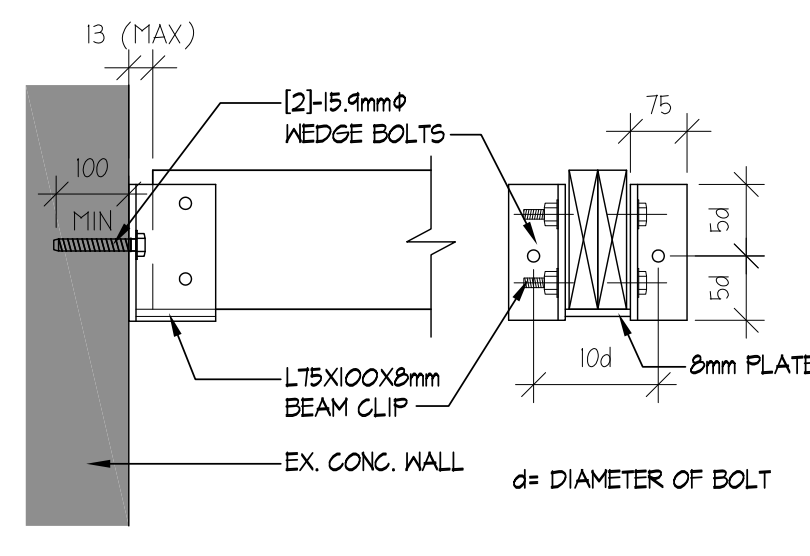
DRAWN:  
RCE

CHECKED:  
RDP

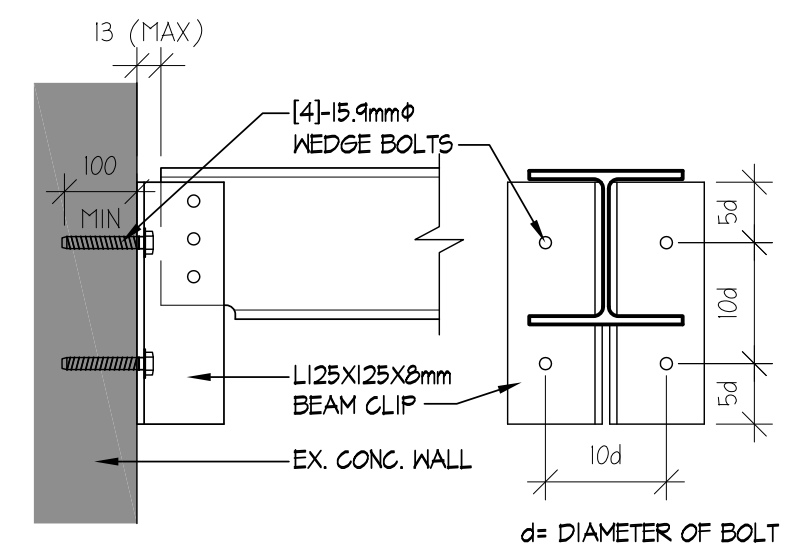
SCALE:  
AS SHOWN

DATE:  
SEPTEMBER 2013

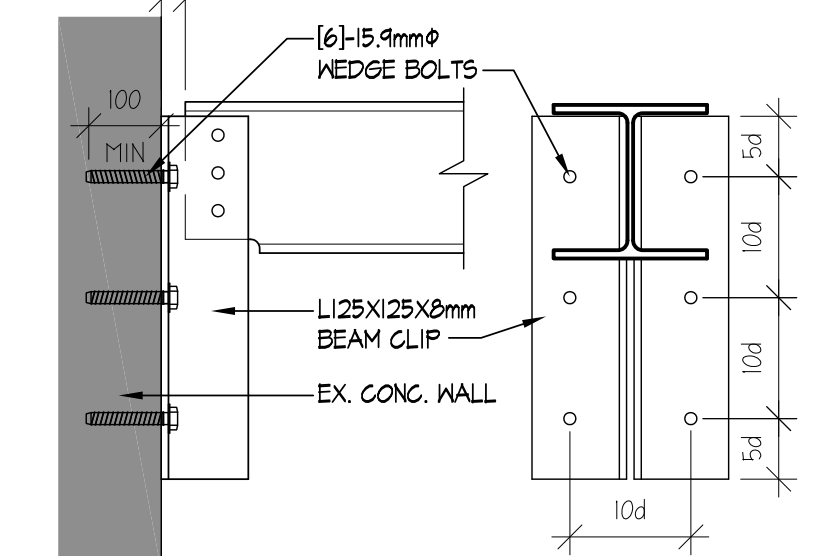
DRAWING NO.  
**SI.1**



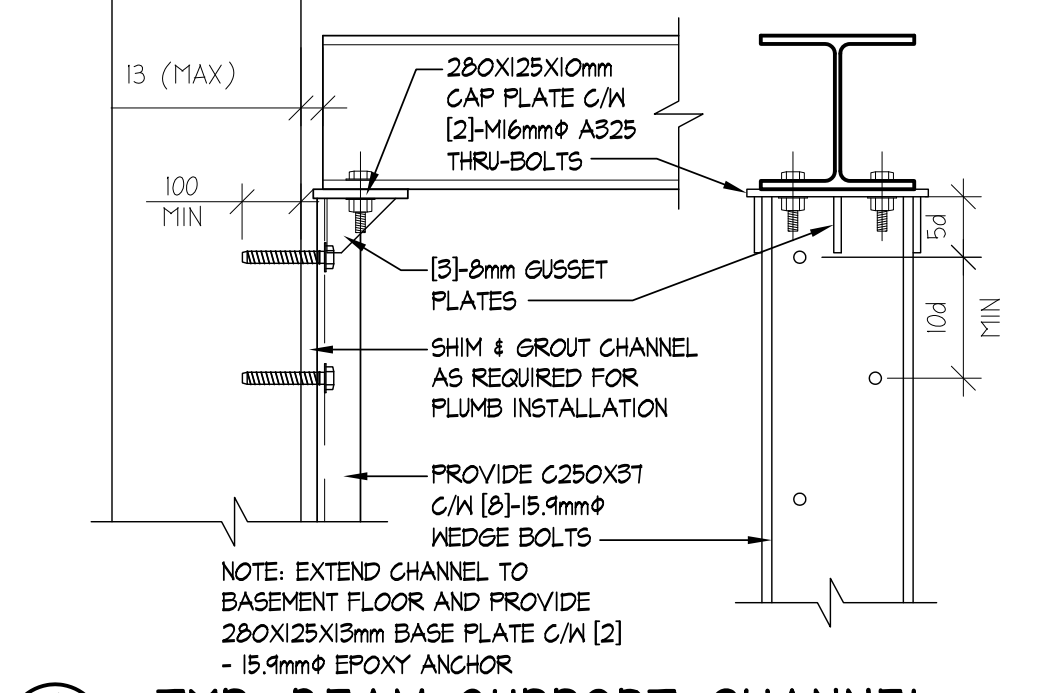
1 TYP. BEAM CLIP DETAIL  
SCALE: 1:10



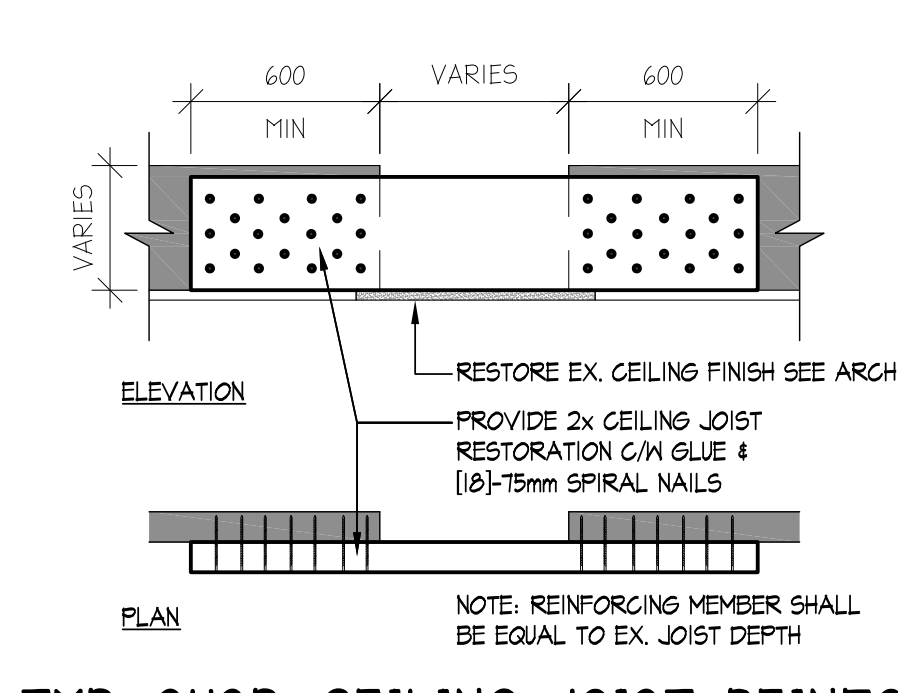
2 TYP. BEAM CLIP DETAIL  
SCALE: 1:10



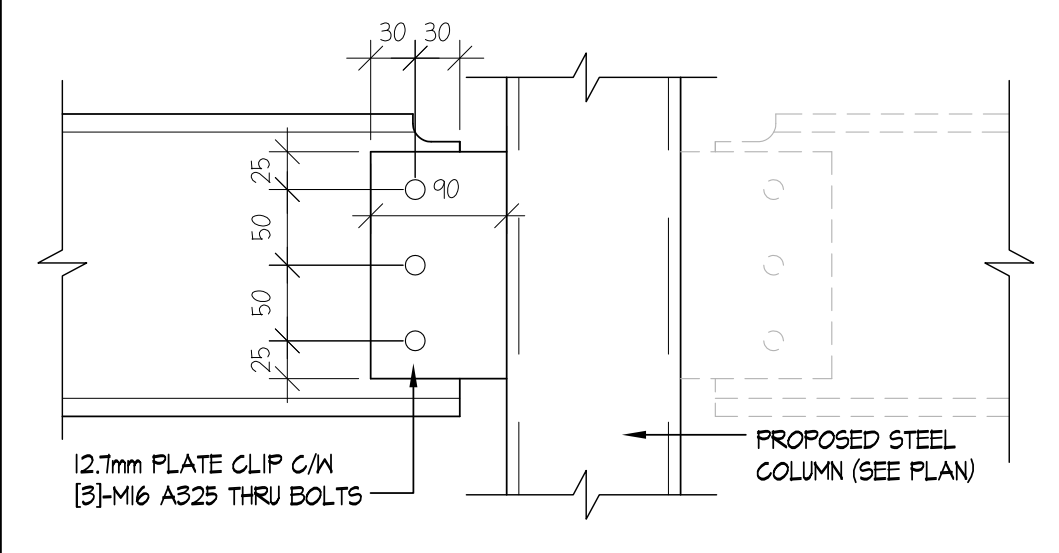
3 TYP. BEAM CLIP DETAIL  
SCALE: 1:10



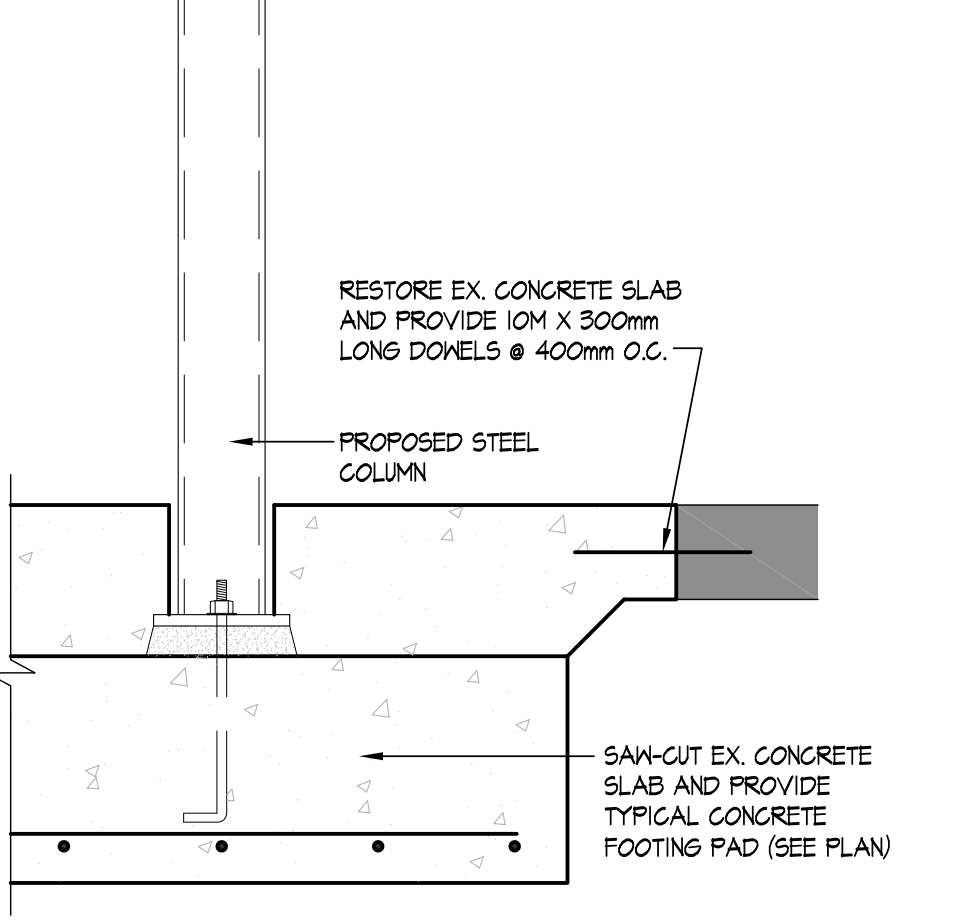
4 TYP. BEAM SUPPORT CHANNEL  
SCALE: 1:10



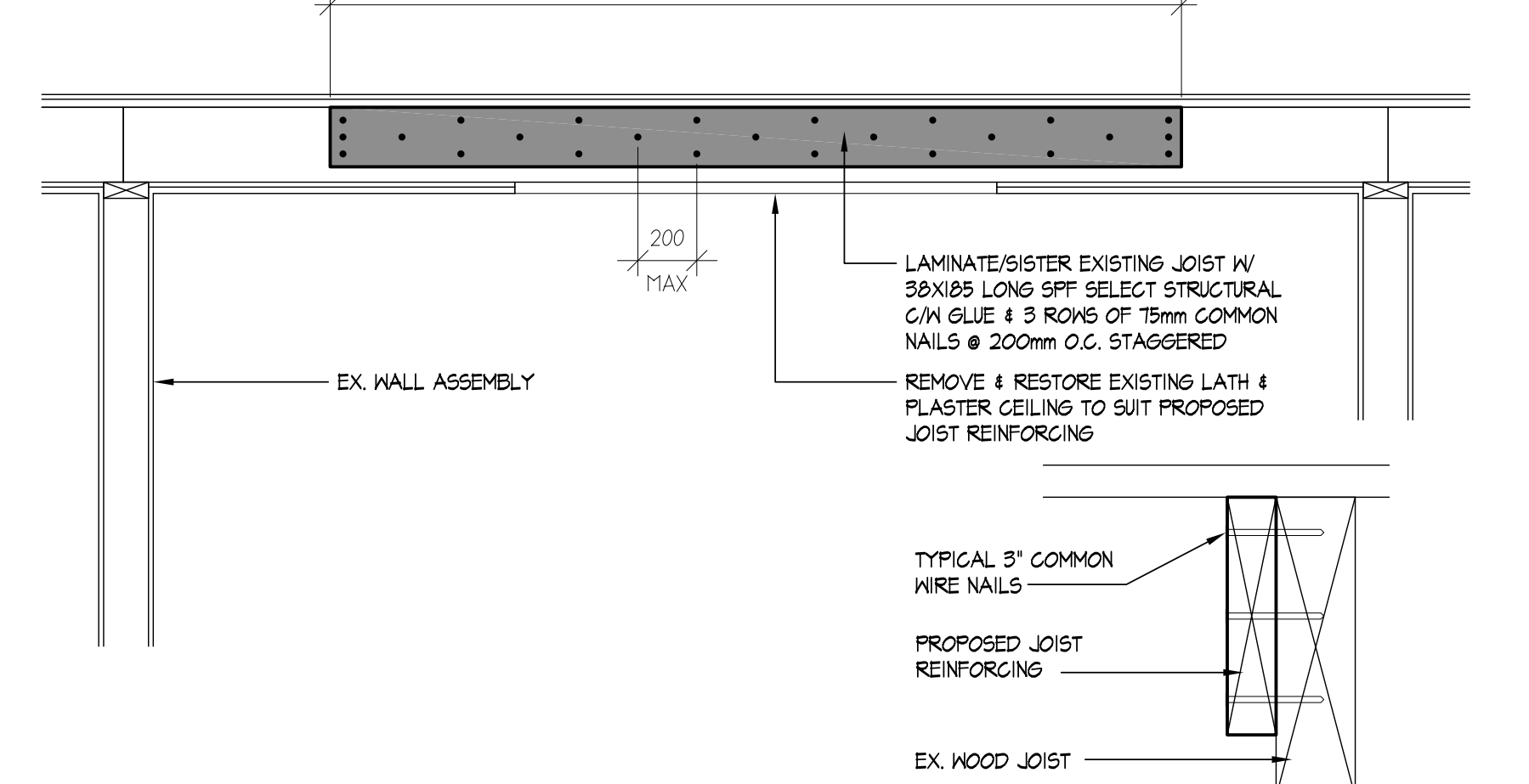
5 TYP. SUSP. CEILING JOIST REINFORCING  
SCALE: 1:10



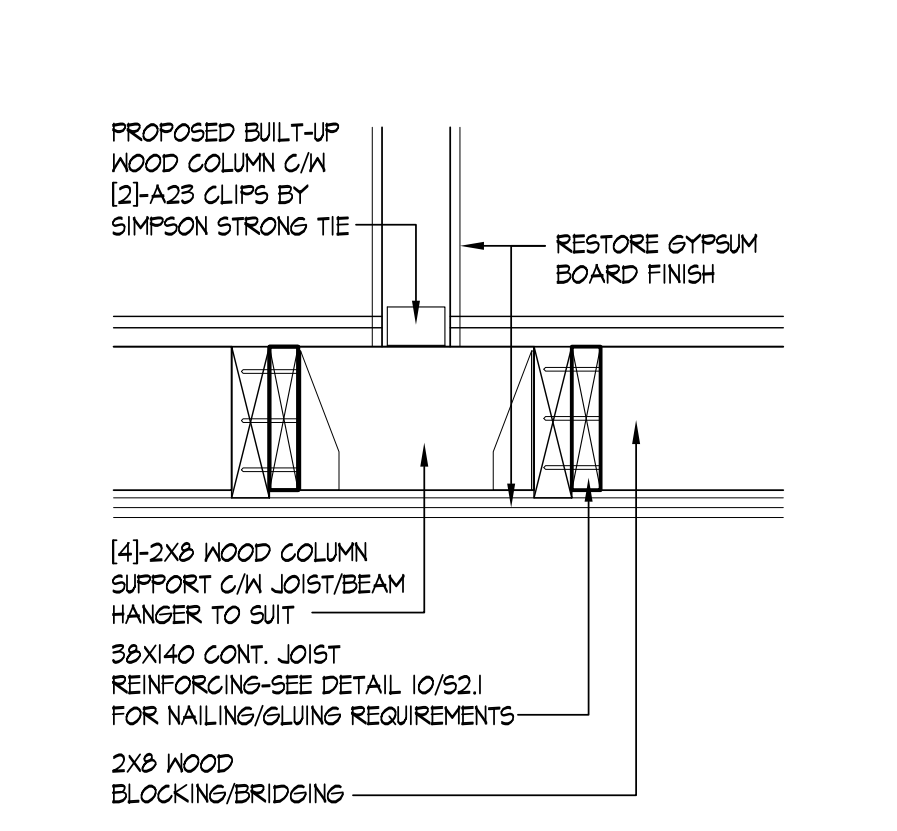
6 TYP. BEAM CLIP DETAIL  
SCALE: 1:10



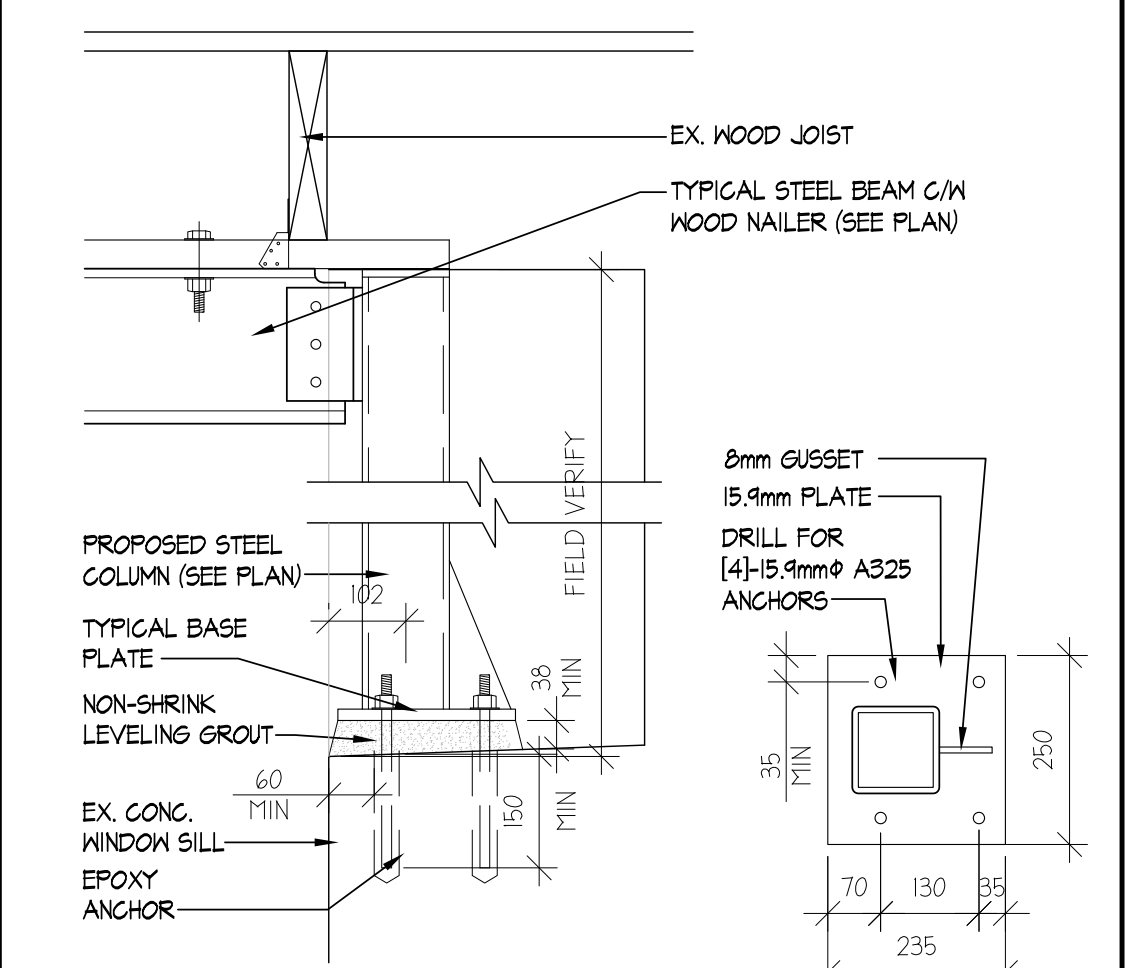
7 TYP. FOOTING DETAIL  
SCALE: 1:10



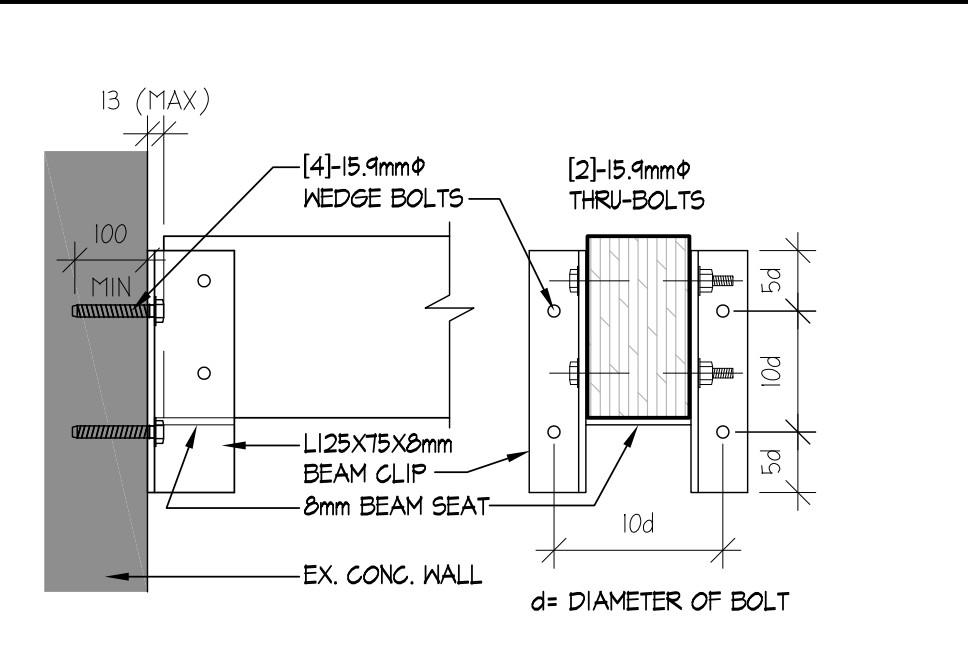
8 TYP. JOIST REINFORCING  
SCALE: 1:20



9 JOIST REINF./COL SUPPORT  
SCALE: 1:10



10 BEAM DETAIL  
SCALE: 1:10



11 PSL BEAM DETAIL  
SCALE: 1:10

REVISIONS:	NO.	DATE	BY:
ISSUED TO CLIENT FOR PRELIMINARY REVIEW AND COMMENT	1	MAR 22 2013	RCE
TENDER ISSUE	2	MAR 26 2013	RCE
REVISED & REISSUED FOR TENDER PER CLIENTS COMMENTS	3	JAN 14 2014	RCE

REVISIONS:	NO.	DATE	BY:
A. DETAIL NO.			
B. SHEET NO. - WHERE DETAIL REQUIRED			
C. SHEET NO. - WHERE DETAIL LOCATED			

**GENERAL NOTES:**  
DO NOT SCALE THE DRAWINGS.

IT IS THE RESPONSIBILITY OF THOSE REVIEWING THE DRAWINGS TO ENSURE THAT THEY ARE BASED ON CURRENT DATA.

THE CONTRACTOR SHALL CHECK AND VERIFY ALL DIMENSIONS AND REPORT ANY ERRORS OR OMISSIONS TO THE DEPARTMENT REPRESENTATIVE.

ALL PRINTS AND SPECIFICATIONS ARE THE PROPERTY OF THE DEPARTMENTAL REPRESENTATIVE AND MUST BE RETURNED UPON COMPLETION OF THE WORK OR REQUEST OF THE DEPARTMENT REPRESENTATIVE.


THIS DRAWING SHALL NOT BE USED FOR CONSTRUCTION UNLESS SIGNED AND SEALED BY THE DEPARTMENT REPRESENTATIVE.

ALL WELDING WILL BE CONDUCTED BY CONTRACTORS CERTIFIED BY C.W.B. TO CSA M47.1 LATEST EDITION DIVISION 1 OR 2.1. NO EXCEPTIONS.

ALL APPROVED WELDING PROCEDURES AND WELDERS QUALIFICATIONS FOR THE PROCESS, POSITIONS AND MATERIALS TO BE WELDED WILL BE SUBMITTED TO THE DEPARTMENT REPRESENTATIVE PRIOR TO WELDING.



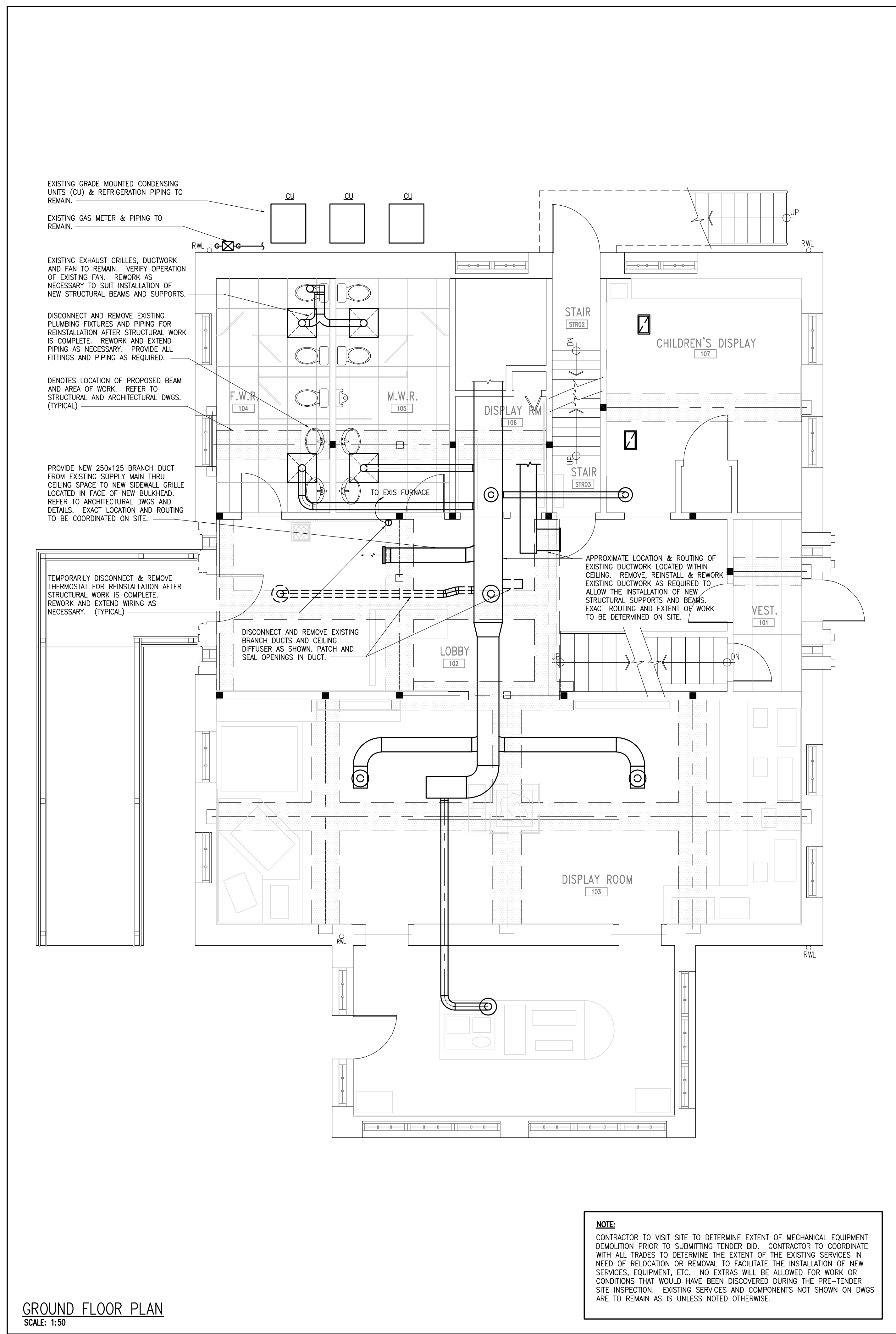
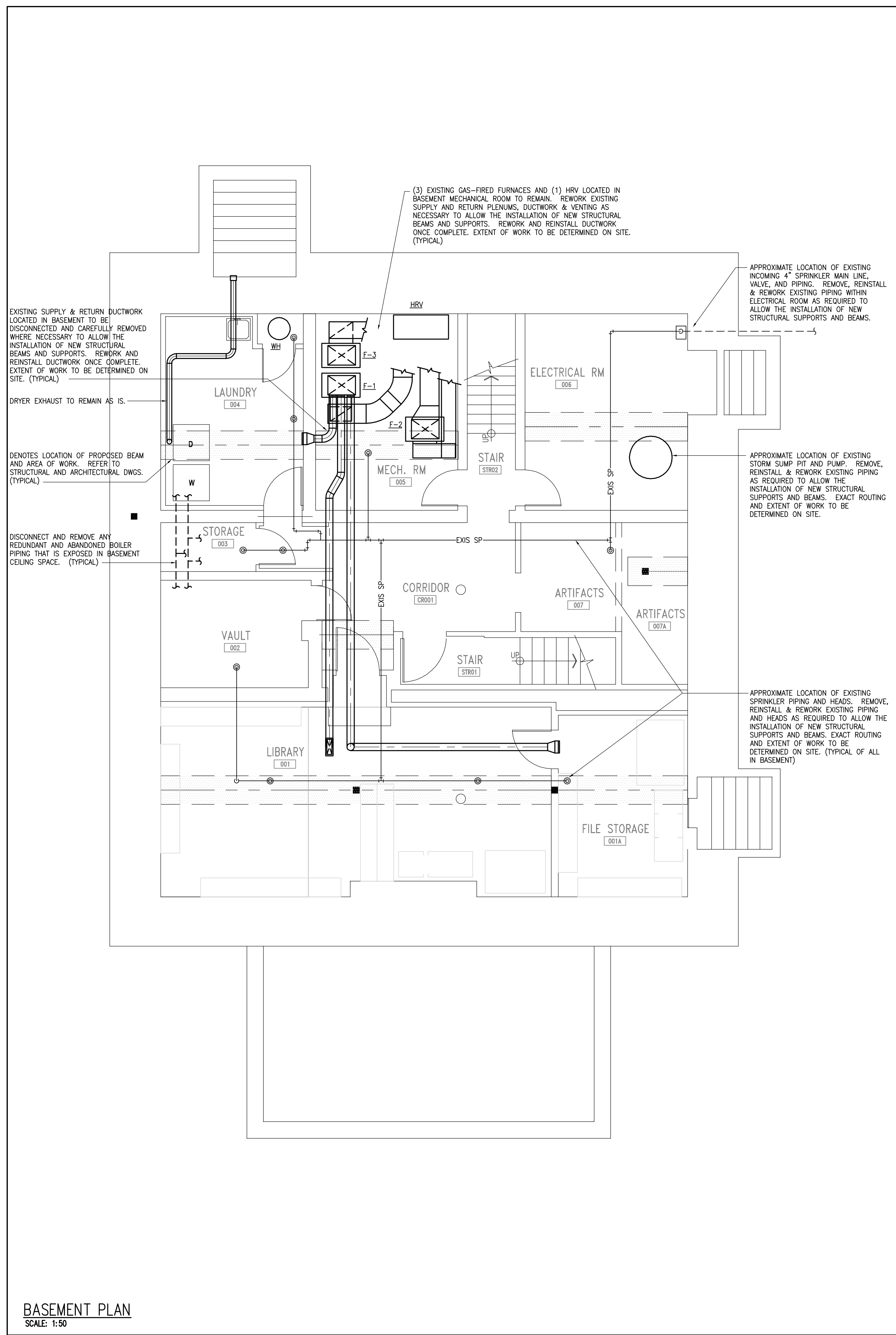
STAMP:



PROJECT NAME:  
**STRUCTURAL STABILIZATION  
HOUGH HOUSE  
FORT MALDEN  
NATIONAL HISTORIC SITE**  
100 LAIRD AVE, AMHERSTBURG ON.

TITLE:  
**DETAILS**

FILE # 30018527/13-05-0004	DRAWING NO. <b>52.1</b>
DRAWN: RCE	CHECKED: RDP
SCALE: AS SHOWN	DATE: SEPTEMBER 2013



**NOTE:**  
CONTRACTOR TO VISIT SITE TO DETERMINE EXTENT OF MECHANICAL EQUIPMENT DEMOLITION PRIOR TO SUBMITTING TENDER BID. CONTRACTOR TO COORDINATE WITH ALL TRADES TO DETERMINE THE EXTENT OF THE EXISTING SERVICES IN NEED OF RELOCATION OR REMOVAL TO FACILITATE THE INSTALLATION OF NEW SERVICES, EQUIPMENT, ETC. NO EXTRAS WILL BE ALLOWED FOR WORK OR CONDITIONS THAT WOULD HAVE BEEN DISCOVERED DURING THE PRE-TENDER SITE INSPECTION. EXISTING SERVICES AND COMPONENTS NOT SHOWN ON DWGS ARE TO REMAIN AS IS UNLESS NOTED OTHERWISE.

REVISIONS:	NO.	DATE	BY:
ISSUED FOR REVIEW	1	MAR 26 2013	FAB
ISSUED FOR PERMIT/TENDER	2	MAR 26 2013	FAB
REVISED & REISSUED FOR TENDER AS PER CLIENT COMMENTS	3	DEC 3 2013	FAB

A. DETAIL NO.  
B. SHEET NO. - WHERE DETAIL REQUIRED  
C. SHEET NO. - WHERE DETAIL LOCATED

**GENERAL NOTES:**  
DO NOT SCALE THE DRAWINGS.  
IT IS THE RESPONSIBILITY OF THOSE REVIEWING THE DRAWINGS TO ENSURE THAT THEY ARE BASED ON CURRENT DATA.  
THE CONTRACTOR SHALL CHECK AND VERIFY ALL DIMENSIONS AND REPORT ANY ERRORS OR OMISSIONS TO THE ENGINEER.  
ALL PRINTS AND SPECIFICATIONS ARE THE PROPERTY OF THE ENGINEER AND MUST BE RETURNED UPON COMPLETION OF THE WORK OR REQUEST OF THE ENGINEER.  
THIS DRAWING SHALL NOT BE USED FOR CONSTRUCTION UNLESS SIGNED AND SEALED BY THE ENGINEER.  
ALL WELDING WILL BE CONDUCTED BY CONTRACTORS CERTIFIED BY CWB TO CSA W471 LATEST EDITION DIVISION 1 OR 2; NO EXCEPTIONS. ALL APPROVED WELDING PROCEDURES AND WELDER QUALIFICATIONS FOR THE PROCESS, POSITIONS AND MATERIALS TO BE WELDED WILL BE SUBMITTED TO THE ENGINEER PRIOR TO WELDING.

**INTEGRATED engineering**  
1930 Blue Heron Drive  
London, ON N6H 5L9  
Tel: 519-472-3688  
Fax: 519-472-4322  
www.integratedengineering.ca  
IE PROJECT NO. 5147



**POW PETERMAN CONSULTING ENGINEERS**  
Division of FPA Engineering Technologies Inc.  
Ingersoll, Ontario  
Tel: (519) 425-5000 Fax: (519) 425-5001

PROJECT NAME:  
**FORT MALDEN NHS  
HOUGH HOUSE  
FLOOR REINFORCING**

TITLE:  
**BASEMENT & GROUND  
FLOOR PLANS  
MECHANICAL**

FILE #  
13-05-004

DRAWN:  
FAB

CHECKED:  
GLH

SCALE:  
AS SHOWN

DATE:  
MARCH 2013

DRAWING NO.  
M1

REVISIONS:	NO.	DATE:	BY:
ISSUED FOR REVIEW	1	MAR 26 2013	PAB
ISSUED FOR PERMIT/TENDER	2	MAR 26 2013	PAB
REVISED & REISSUED FOR TENDER AS PER CLIENT COMMENTS	3	JAN 14 2014	PAB

<b>A</b>	A. DETAIL NO. REQUIRED
<b>B</b>	B. SHEET NO. - WHERE DETAIL LOCATED
<b>C</b>	C. SHEET NO. - WHERE DETAIL LOCATED

**GENERAL NOTES:**  
 DO NOT SCALE THE DRAWINGS.  
 IT IS THE RESPONSIBILITY OF THOSE REVIEWING THE DRAWINGS TO ENSURE THAT THEY ARE BASED ON CURRENT DATA.  
 THE CONTRACTOR SHALL CHECK AND VERIFY ALL DIMENSIONS AND REPORT ANY ERRORS OR OMISSIONS TO THE ENGINEER.  
 ALL PRINTS AND SPECIFICATIONS ARE THE PROPERTY OF THE ENGINEER AND MUST BE RETURNED UPON COMPLETION OF THE WORK OR REQUEST OF THE ENGINEER.  
 THIS DRAWING SHALL NOT BE USED FOR CONSTRUCTION UNLESS SIGNED AND SEALED BY THE ENGINEER.  
 ALL WELDING WILL BE CONDUCTED BY CONTRACTORS CERTIFIED BY C.W.B. TO CSA W47.1 LATEST EDITION DIVISION 1 OR 2.1, NO EXCEPTIONS. ALL APPROVED WELDING PROCEDURES AND WELDERS QUALIFICATIONS FOR THE PROCESS, POSITIONS AND MATERIALS TO BE WELDED WILL BE SUBMITTED TO THE ENGINEER PRIOR TO WELDING.

**INTEGRATED engineering**  
 1930 Blue Heron Drive  
 London, ON N6H 5L9  
 Tel: 519-472-3688  
 Fax: 519-472-4322  
 www.integratedengineering.ca  
 IE PROJECT No. 5147

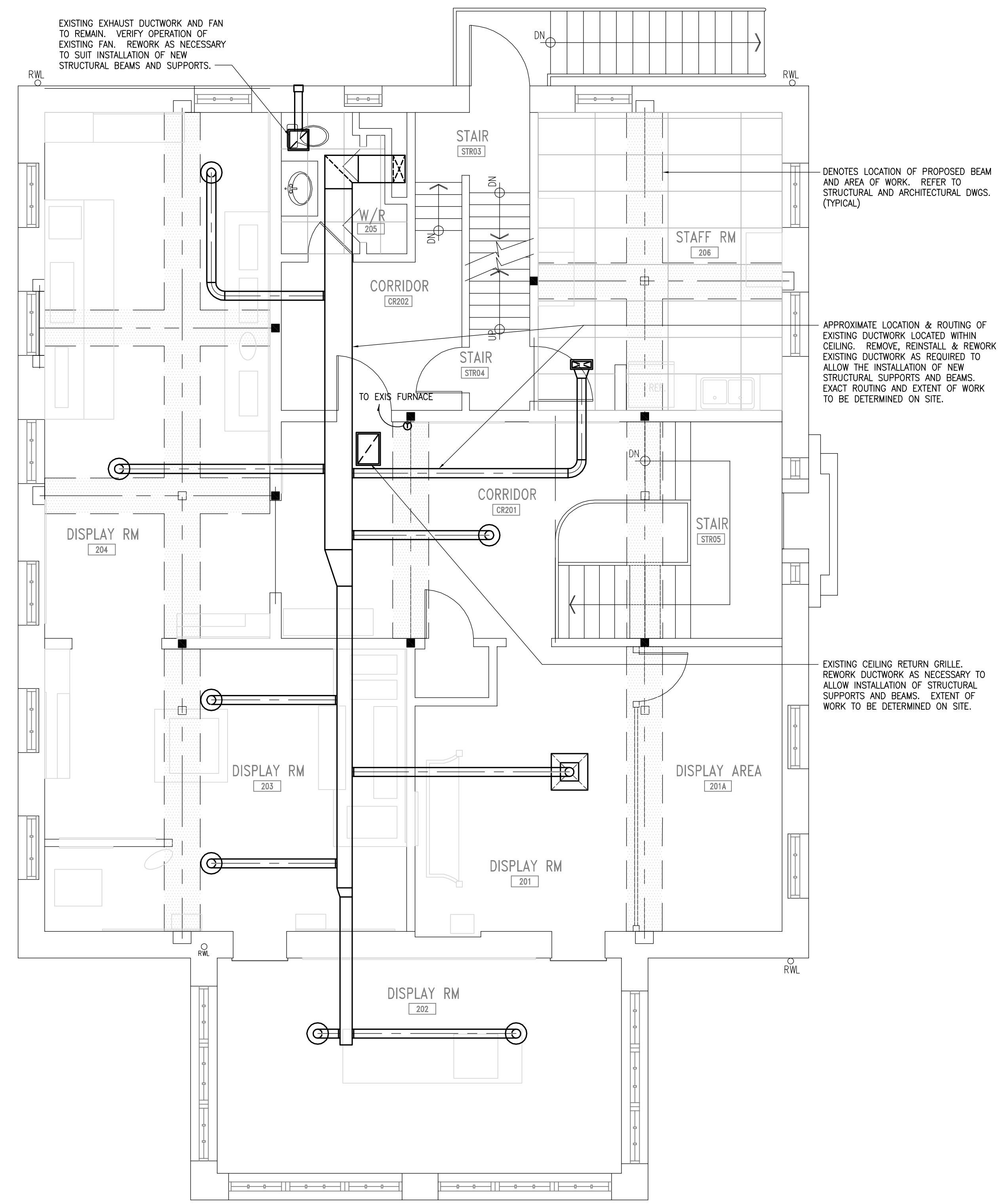


**POW PETERMAN CONSULTING ENGINEERS**  
 Division of PPA Engineering Technologies Inc.  
 Ingersoll, Ontario  
 Tel. (519) 425-5000 Fax. (519) 425-5001

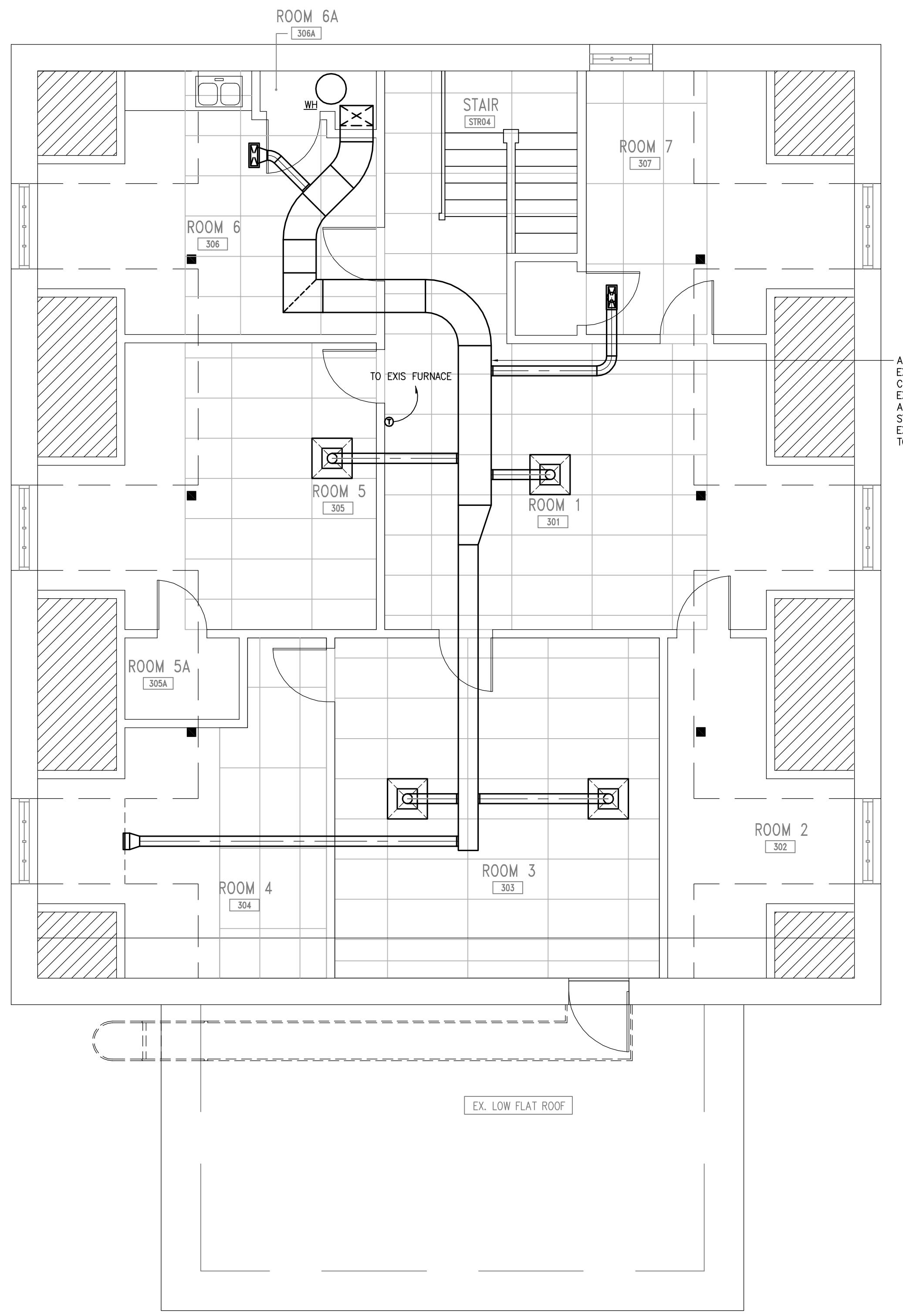
PROJECT NAME:  
**STRUCTURAL STABILIZATION  
 HOUGH HOUSE  
 FORT MALDEN  
 NATIONAL HISTORIC SITE**  
 100 LAIRD AVE., AMHERSTBURG, ON

TITLE:  
**SECOND & THIRD  
 FLOOR PLANS  
 MECHANICAL**

FILE # 13-05-004	DRAWING NO. M2
DRAWN: PAB	CHECKED: GLH
SCALE: AS SHOWN	DATE: MARCH 2013



**SECOND FLOOR PLAN**  
 SCALE: 1:50



**THIRD FLOOR PLAN**  
 SCALE: 1:50

**NOTE:**  
 CONTRACTOR TO VISIT SITE TO DETERMINE EXTENT OF MECHANICAL EQUIPMENT DEMOLITION PRIOR TO SUBMITTING TENDER BID. CONTRACTOR TO COORDINATE WITH ALL TRADES TO DETERMINE THE EXTENT OF THE EXISTING SERVICES IN NEED OF RELOCATION OR REMOVAL TO FACILITATE THE INSTALLATION OF NEW SERVICES, EQUIPMENT, ETC. NO EXTRAS WILL BE ALLOWED FOR WORK OR CONDITIONS THAT WOULD HAVE BEEN DISCOVERED DURING THE PRE-TENDER SITE INSPECTION. EXISTING SERVICES AND COMPONENTS NOT SHOWN ON DWGS ARE TO REMAIN AS IS UNLESS NOTED OTHERWISE.



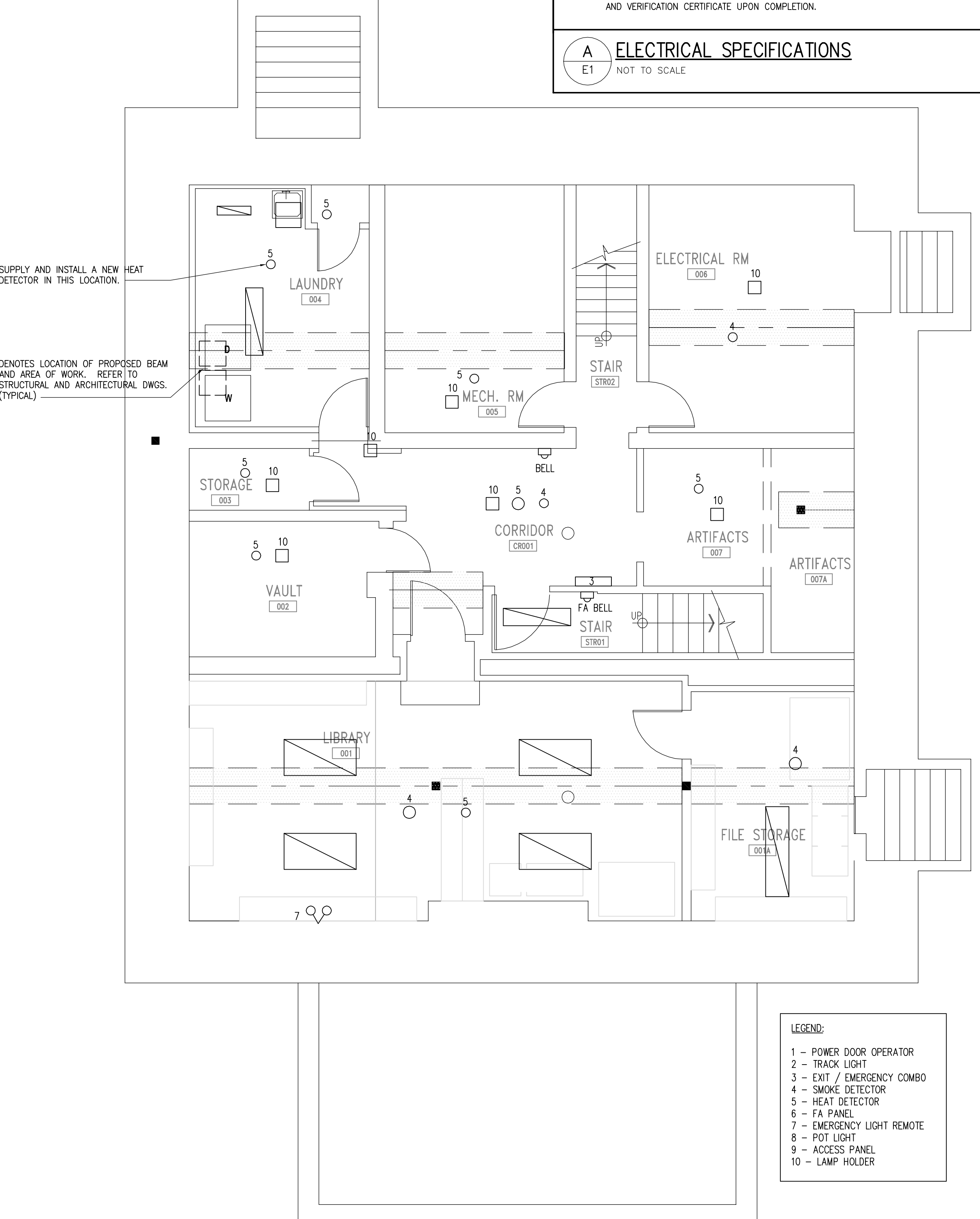


1. GENERAL
  - 1.1 PROVIDE ALL MATERIAL AND LABOUR FOR A COMPLETE INSTALLATION OF ALL SYSTEMS SHOWN ON THE DRAWINGS AND SPECIFIED HEREIN. THE WORK SHALL BE IN ACCORDANCE WITH THE ONTARIO ELECTRICAL SAFETY CODE AND THE ONTARIO BUILDING CODE.
  - 1.2 ARRANGE AND PAY FOR ALL PERMITS AND FEES. UPON COMPLETION OF THE WORK PROVIDE AN UNCONDITIONAL CERTIFICATE OF ACCEPTANCE FROM THE ONTARIO ESA.
  - 1.3 PROVIDE ONLY NEW, CSA APPROVED MATERIAL MOUNTED PLUMB TRUE AND PARALLEL TO BUILDING LINES. ALL WORKMANSHIP SHALL BE FIRST CLASS IN TERMS OF SAFETY, ACCESSIBILITY, DURABILITY AND NEATNESS. EMPLOY QUALIFIED TRADES PERSONS AND SPECIALIZED SUB-TRADES AS REQUIRED. THE DRAWINGS INDICATE GENERAL DESIGN LAYOUT ONLY. MAKE ALLOWANCE FOR SITE CONDITIONS AND CO-ORDINATION WITH OTHER TRADES. EXAMINE THE SITE AND ALL OTHER PERTINENT DRAWINGS AND SPECIFICATIONS ASSOCIATED WITH THE PROJECT PRIOR TO TENDER.
  - 1.4 ALL WIRING METHODS AND EQUIPMENT ARE TO BE RATED FOR THE INSTALLED LOCATION.
  - 1.5 MAKE GOOD ALL SURFACES AFFECTED BY THE WORK.
  - 1.6 PROVIDE A ONE YEAR WARRANTY ON THE WORK COMMENCING FROM THE DATE OF ACCEPTANCE BY THE OWNER. FURNISH ONE SET OF DRAWINGS CLEARLY MARKED TO SHOW AS-BUILT CONDITIONS UPON COMPLETION.
2. LIGHTING FIXTURES
  - 2.1 REMOVE AND REPLACE EXISTING LIGHTING FIXTURES AS REQUIRED.
  - 2.2 PROVIDE LIGHTING FIXTURES COMPLETE WITH ALL HARDWARE AND ACCESSORIES FOR A FINISHED INSTALLATION.
  - 2.3 PROVIDE A 60 DAY LAMP WARRANTY.
3. EMERGENCY & EXIT LIGHTING
  - 3.1 REMOVE AND REPLACE EXISTING EMERGENCY/EXIT LIGHTING SYSTEM AS REQUIRED.
  - 3.2 TEST THE COMPLETED EMERGENCY/EXIT LIGHTING SYSTEM AND VERIFY OPERATION IN WRITING.
4. FIRE ALARM SYSTEM MODIFICATIONS
  - 4.1 REMOVE AND REPLACE THE EXISTING FIRE ALARM SYSTEM DEVICES AS REQUIRED. ALL NEW DEVICES ARE TO BE COMPATIBLE WITH THE EXISTING SYSTEM IN ALL RESPECTS.
  - 4.2 PROVIDE FOR TESTING AND VERIFICATION OF ALL ZONES AFFECTED BY THE WORK. SUBMIT REPORTS AND VERIFICATION CERTIFICATE UPON COMPLETION.

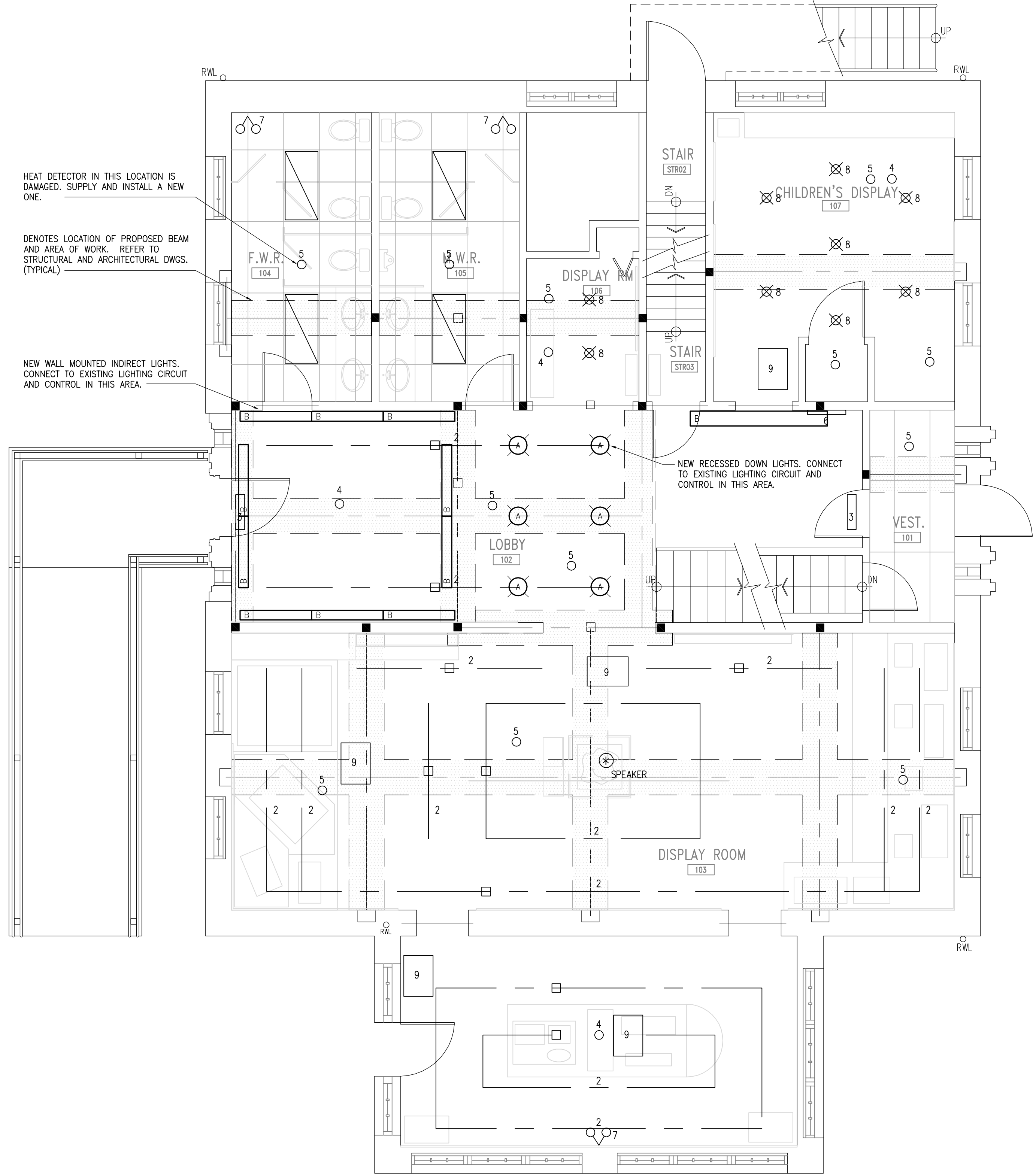
**A ELECTRICAL SPECIFICATIONS**  
E1 NOT TO SCALE

LIGHTING FIXTURE SCHEDULE								
TYPE	DESCRIPTION	MOUNTING	MANUFACTURER	CATALOGUE NO.	CODE	VOLT.	LAMP [QTY]	REMARKS
A	LED DOWNLIGHT	RECESSED	HALO	H750RINTD010 ML706 8 40 494P06	B	120	LED 4000K	REMODELER HOUSING, LED MODULE, WHITE REFLECTOR AND TRIM
B	INDIRECT LIGHT	SURFACE	CORELITE	AW-SP-2N5-1D-120-SU-WA-4	B	120	28W T5 [2] 4100K	PERFORATED HOUSING, FLAT END PLATES, DIMMING BALLAST

CODE 'A' - FIXTURE INDICATED IS FOR REFERENCE ONLY. ALTERNATE FIXTURES WITH VERY SIMILAR PHYSICAL AND PERFORMANCE CHARACTERISTICS MAY BE USED.  
CODE 'B' - ALTERNATE FIXTURES MAY BE ALLOWED AFTER APPROVAL OF DETAILED SUBMISSION INCLUDING PHYSICAL, PERFORMANCE AND COST DATA.



**BASEMENT PLAN**  
SCALE: 1:50



**GROUND FLOOR PLAN**  
SCALE: 1:50

**NOTE:**  
CONTRACTOR TO VISIT SITE TO DETERMINE EXTENT OF ELECTRICAL EQUIPMENT DEMOLITION PRIOR TO SUBMITTING TENDER BID. CONTRACTOR TO COORDINATE WITH ALL TRADES TO DETERMINE THE EXTENT OF THE EXISTING SERVICES IN NEED OF RELOCATION OR REMOVAL TO FACILITATE THE INSTALLATION OF NEW SERVICES, EQUIPMENT, ETC. NO EXTRAS WILL BE ALLOWED FOR WORK OR CONDITIONS THAT WOULD HAVE BEEN DISCOVERED DURING THE PRE-TENDER SITE INSPECTION. EXISTING SERVICES AND COMPONENTS NOT SHOWN ON DWGS ARE TO REMAIN AS IS UNLESS NOTED OTHERWISE.


REVISIONS:	NO.	DATE:	BY:
ISSUED FOR PERMIT AND TENDER	1	MAR 28 2013	TT
REVISED AND REISSUED FOR TENDER AS PER CLIENT COMMENTS	2	DEC 16 2013	TT

A. DETAIL NO. - WHERE DETAIL REQUIRED  
B. SHEET NO. - WHERE DETAIL LOCATED  
C. SHEET NO. - WHERE DETAIL LOCATED

**GENERAL NOTES:**  
DO NOT SCALE THE DRAWINGS.

IT IS THE RESPONSIBILITY OF THOSE REVIEWING THE DRAWINGS TO ENSURE THAT THEY ARE BASED ON CURRENT DATA.  
THE CONTRACTOR SHALL CHECK AND VERIFY ALL DIMENSIONS AND REPORT ANY ERRORS OR OMISSIONS TO THE ENGINEER.  
ALL PRINTS AND SPECIFICATIONS ARE THE PROPERTY OF THE ENGINEER AND MUST BE RETURNED UPON COMPLETION OF THE WORK OR REQUEST OF THE ENGINEER.  
THIS DRAWING SHALL NOT BE USED FOR CONSTRUCTION UNLESS SIGNED AND SEALED BY THE ENGINEER.  
ALL WELDING WILL BE CONDUCTED BY CONTRACTORS CERTIFIED BY C.W.B. TO CSA W47.1 LATEST EDITION DIVISION 1 OR 2.1, NO EXCEPTIONS. ALL APPROVED WELDING PROCEDURES AND WELDERS QUALIFICATIONS FOR THE PROCESS, POSITIONS AND MATERIALS TO BE WELDED WILL BE SUBMITTED TO THE ENGINEER PRIOR TO WELDING.

**INTEGRATED engineering**  
1930 Blue Heron Drive  
London, ON N6H 5L9  
Tel: 519-472-3688  
Fax: 519-472-4322  
www.integratedengineering.ca

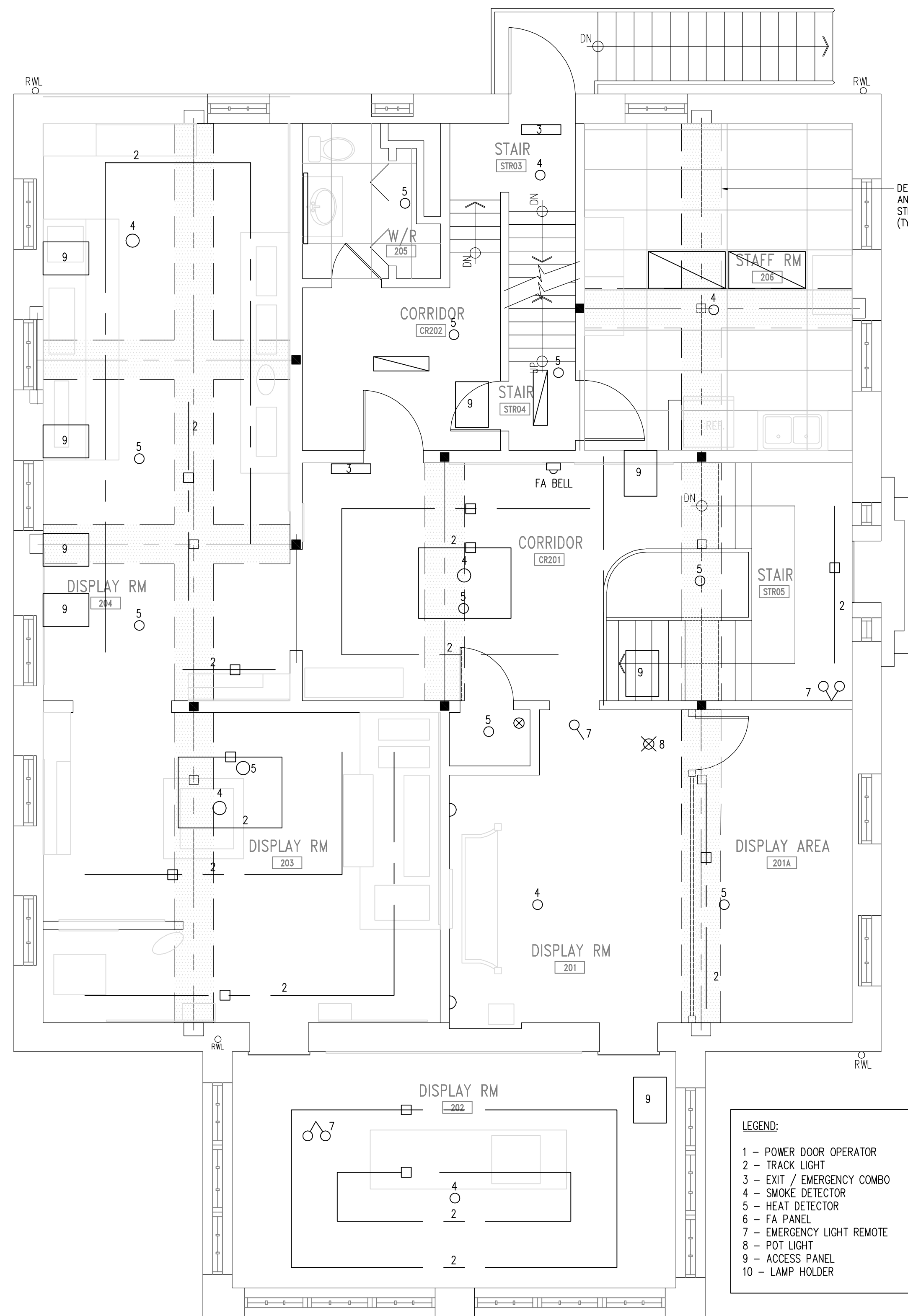


**POW PETERMAN CONSULTING ENGINEERS**  
Division of PPA Engineering Technologies Inc.  
Ingersoll, Ontario  
Tel. (519) 425-5000 Fax. (519) 425-5001

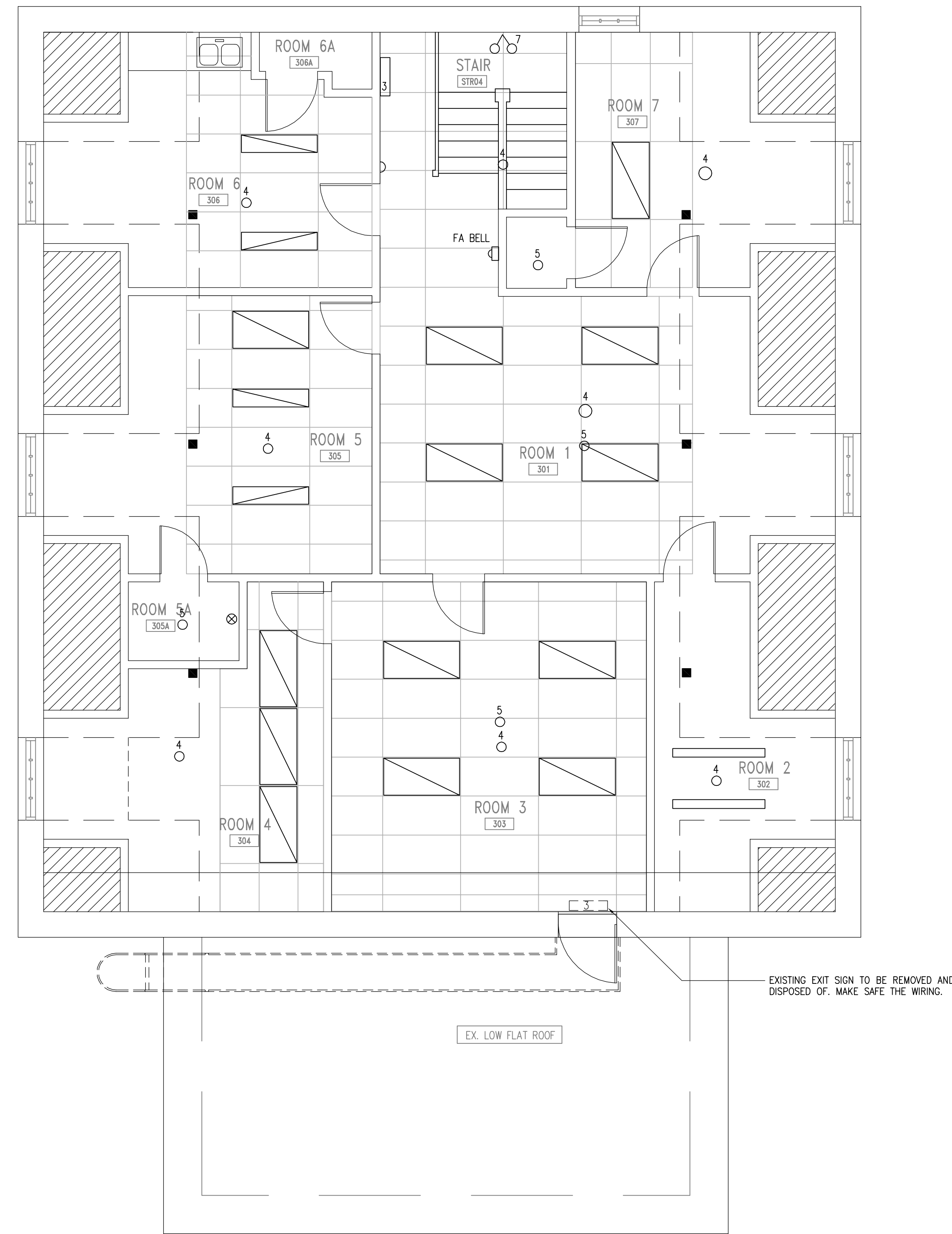
PROJECT NAME:  
**FORT MALDEN NHS HOUGH HOUSE FLOOR REINFORCING**  
100 LAIRD AVE., AMHERSTBURG, ON

TITLE:  
**BASEMENT & GROUND FLOOR PLANS ELECTRICAL**

FILE # 13-05-004	DRAWING NO. E1
DRAWN: TT	
CHECKED: TT	
SCALE: AS SHOWN	
DATE: MARCH 2013	



SECOND FLOOR PLAN  
SCALE: 1:50



THIRD FLOOR PLAN  
SCALE: 1:50


**NOTE:**  
CONTRACTOR TO VISIT SITE TO DETERMINE EXTENT OF ELECTRICAL EQUIPMENT DEMOLITION PRIOR TO SUBMITTING TENDER BID. CONTRACTOR TO COORDINATE WITH ALL TRADES TO DETERMINE THE EXTENT OF THE EXISTING SERVICES IN NEED OF RELOCATION OR REMOVAL TO FACILITATE THE INSTALLATION OF NEW SERVICES, EQUIPMENT, ETC. NO EXTRAS WILL BE ALLOWED FOR WORK OR CONDITIONS THAT WOULD HAVE BEEN DISCOVERED DURING THE PRE-TENDER SITE INSPECTION. EXISTING SERVICES AND COMPONENTS NOT SHOWN ON DWGS ARE TO REMAIN AS IS UNLESS NOTED OTHERWISE.

REVISIONS:	NO.:	DATE:	BY:
ISSUED FOR PERMIT AND TENDER	1	MAR 28 2013	TT
REVISED AND REISSUED FOR TENDER AS PER CLIENT COMMENTS	2	JAN 14 2014	TT

A	A. DETAIL NO.
B	B. SHEET NO. - WHERE DETAIL REQUIRED
C	C. SHEET NO. - WHERE DETAIL LOCATED

**GENERAL NOTES:**  
DO NOT SCALE THE DRAWINGS.  
IT IS THE RESPONSIBILITY OF THOSE REVIEWING THE DRAWINGS TO ENSURE THAT THEY ARE BASED ON CURRENT DATA.  
THE CONTRACTOR SHALL CHECK AND VERIFY ALL DIMENSIONS AND REPORT ANY ERRORS OR OMISSIONS TO THE ENGINEER.  
ALL PRINTS AND SPECIFICATIONS ARE THE PROPERTY OF THE ENGINEER AND MUST BE RETURNED UPON COMPLETION OF THE WORK OR REQUEST OF THE ENGINEER.  
THIS DRAWING SHALL NOT BE USED FOR CONSTRUCTION UNLESS SIGNED AND SEALED BY THE ENGINEER.  
ALL WELDING WILL BE CONDUCTED BY CONTRACTORS CERTIFIED BY C.W.B. TO CSA W47.1 LATEST EDITION DIVISION 1 OR 2.1, NO EXCEPTIONS. ALL APPROVED WELDING PROCEDURES AND WELDERS QUALIFICATIONS FOR THE PROCESS, POSITIONS AND MATERIALS TO BE WELDED WILL BE SUBMITTED TO THE ENGINEER PRIOR TO WELDING.

**INTEGRATED engineering**  
1930 Blue Heron Drive  
London, ON N6H 5L9  
Tel: 519-472-3688  
Fax: 519-472-4322  
www.integratedengineering.ca  
IE PROJECT No. 5147



**POW PETERMAN CONSULTING ENGINEERS**  
Division of PPA Engineering Technologies Inc.  
Ingersoll, Ontario  
Tel. (519) 425-5000 Fax. (519) 425-5001

PROJECT NAME:  
**STRUCTURAL STABILIZATION  
HOUGH HOUSE  
FORT MALDEN  
NATIONAL HISTORIC SITE**  
100 LAIRD AVE., AMHERSTBURG, ON

TITLE:  
**SECOND & THIRD  
FLOOR PLANS  
ELECTRICAL**

FILE # 13-05-004	DRAWING NO. E2
DRAWN: TT	CHECKED: TT
SCALE: AS SHOWN	DATE: MARCH 2013