

MISCELLANEOUS	
①	KEY NOTE
E	ADJACENT DEVICE INDICATES "EXISTING TO REMAIN"
RE	ADJACENT DEVICE INDICATES "EXISTING IN RELOCATED POSITION"
ER	ADJACENT DEVICE INDICATES "EXISTING TO BE REPLACED WITH NEW"
R	ADJACENT DEVICE INDICATES "EXISTING TO BE REMOVED"
RR	ADJACENT DEVICE INDICATES "EXISTING TO BE RELOCATED"
RECEPTACLES	
	15A, 120V, DUPLEX RECEPTACLE
	15A, 120V, DUPLEX RECEPTACLE ON EMERGENCY POWER
	15A, 120V, ISOLATED GROUND DUPLEX RECEPTACLE
	15A, 120V, GFCI DUPLEX RECEPTACLE
	15A, 120V, FOUR-PLEX RECEPTACLE
	15A, 120V, ISOLATED GROUND FOUR-PLEX RECEPTACLE
	15A, 120V, GFCI FOUR-PLEX RECEPTACLE
	15A, 120V, POINT OF SALE (POS) RECEPTACLE
	20A, 208V, T-SLOT RECEPTACLE
	20A, 120V, DUPLEX RECEPTACLE
	15A, 120V, DUPLEX RECEPTACLE FLOOR MOUNTED
	SPECIAL PURPOSE RECEPTACLE-30A, 208V, 3 PHASE
	POWER CONNECTION TO EQUIPMENT PROVIDED BY OTHERS
	INDOOR SERVICE POLE (PAC POLE)
	BASEBOARD HEATER


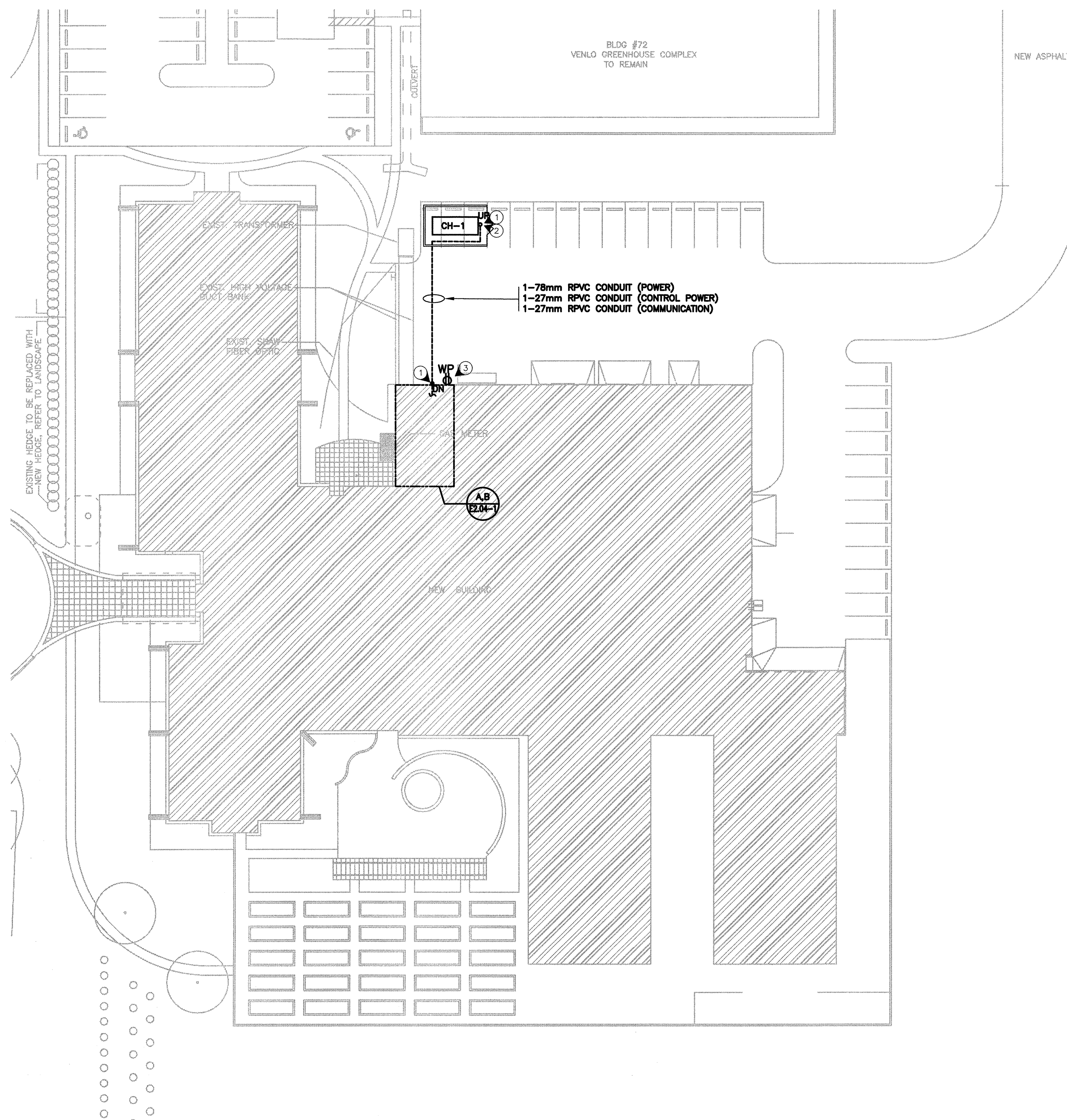


DATA AND COMMUNICATIONS	
	DATA OUTLET
	TELEPHONE OUTLET
	PAY TELEPHONE OUTLET
	WIRELESS ACCESS POINT
	POINT OF SALE DATA OUTLET
	VOICEDATA OUTLET
	VOICEDATA OUTLET WITH 1 TEL, 2 DATA PORTS
	VOICEDATA OUTLET CAT. 6 WITH 1 TEL, 2 DATA PORTS
	CATV OUTLET
	CCTV OUTLET
	SPEAKER CEILING MOUNTED
	SPEAKER WALL MOUNTED
	SPEAKER VOLUME CONTROL

GENERAL NOTES:

- COORDINATE INSTALLATION OF CHILLER SERVICE CONNECTIONS WITH THE MECHANICAL CONTRACTOR ON SITE.

KEY NOTES:

- TRANSITION FROM RGS TO RPVC CONDUIT AT GRADE. BELOW GRADE CONDUIT SHALL BE INSTALLED AT A MINIMUM DEPTH OF 800mm.
- COORDINATE CHILLER CONDUIT STUB-UP LOCATIONS WITH THE MECHANICAL CONTRACTOR ON SITE.
- REMOVE EXISTING RECEPTACLE AND INSTALL A BLANK COVER PLATE. PULL CONDUCTORS BACK TO SOURCE AND REMOVE.



Revision/	Description/Description	Date/Date
C	ISSUED FOR TENDER	14/05/02
B	100% SUBMISSION	14/01/24
A	95% SUBMISSION	13/12/13

Client/client
AGRICULTURE AND AGRI-FOODS CANADA

Project title/Titre du projet
**PARC AGASSIZ
AGASSIZ, B.C.**

**ATES SYSTEM
REPLACEMENT**

Approved by/Approuvé par
T. WONG
Designed by/Concept par
K. BRZICA
Drawn by/Dessiné par
A. GHARAPETIAN
PWGSC Project Manager/Administrateur de Projets TPSGC
T. DUNPHY
PWGSC Architectural and Engineering Resources Manager/
Ressources Architectural et de Directeur d'ingénierie, TPSGC
P. FUNG
Client/client

Drawing title/Titre du dessin
SITE PLAN AND SYMBOL LEGEND

Project No./No. du projet R.054815.001	Sheet/Fauille E1.01-1 OF	Revision no./ La Révision no. C
--	---------------------------------------	---

