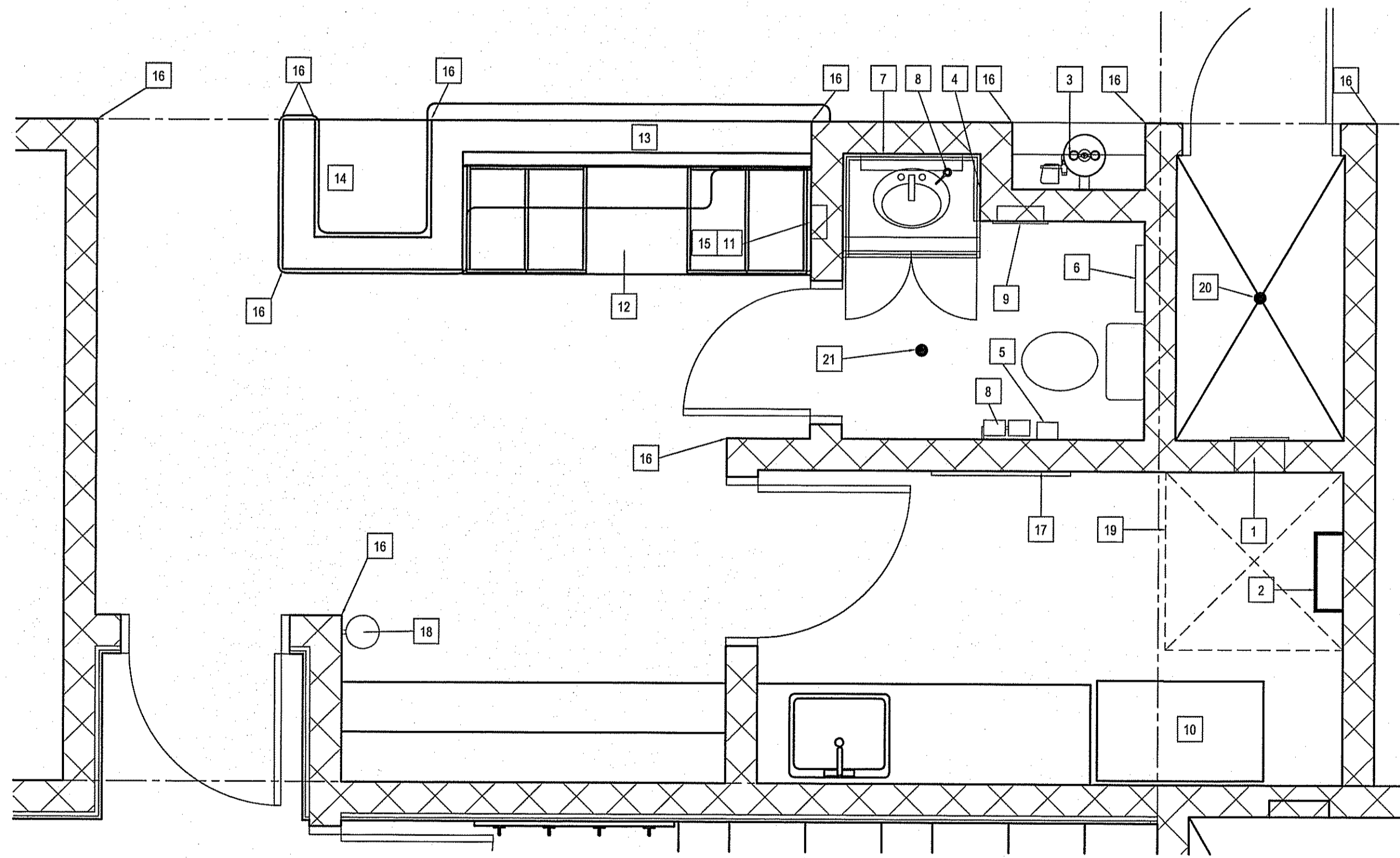


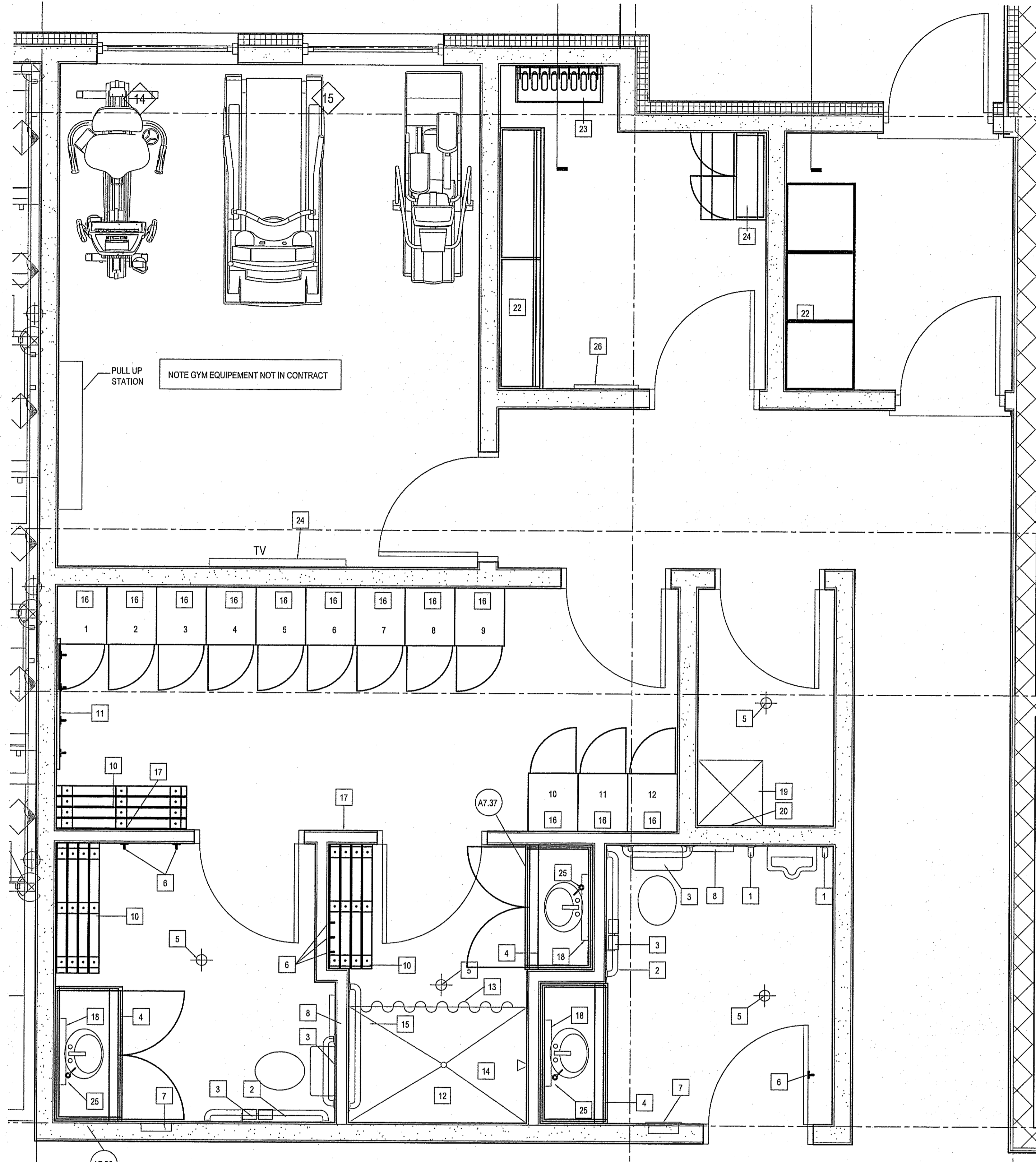
- DRAWING NOTES: (APPLIES TO ALL DETAIL 1)
1. STAINLESS STEEL SEAT - SEE DETAIL A7.06
 2. BULLNOSE BLOCK CORNER
 3. BREATH TEST COUNTER - SEE DETAIL A7.06
 4. LIVE SCAN UNIT & LIGHT - SEE DETAIL A7.10
 5. FINGER PRINT COUNTER - SEE DETAIL A7.10
 6. FLOOR DRAIN
 7. PAINT WALL BEHIND PRISONER GREY. FINAL GREY TO BE DETERMINED BY MANUFACTURE FULL RANGE OF COLOURS
 8. PAPER TOWEL DISPENSER
 9. WALL MOUNTED SOAP DISPENSER
 10. RECESSED FIRE EXTINGUISHER CABINET FOR 15 LB ABC FIRE EXTINGUISHER I

1 ENLARGED FLOOR PLAN ROOM 138
A2.2 A2.3 SCALE: 1/25



- DRAWING NOTES: (APPLIES TO ALL DETAIL 2)
1. PRISONER SHOWER HEAD CONTROL - SEE MECHANICAL FOR DETAILS
 2. LADDER TO MECHANICAL - SEE DETAIL A6.02
 3. EYE WASH SEE DETAIL A7.33
 4. EYE WASH MIXING VALVE
 5. TOILET PAPER DISPENSER
 6. NAPKIN DISPOSAL
 7. MIRROR
 8. SOAP DISPENSER
 9. PAPER TOWEL DISPENSER / DISPOSAL
 10. FREEZER - N.I.C.
 11. FIRE ALARM PANEL
 12. GUARD COUNTER DETAIL A7.11
 13. STAINLESS STEEL COUNTER A7.11
 14. PRISONER SEAT SEE DETAIL A7.38
 15. EXHAUST FAN CONTROLS BELOW F.A. PANEL
 16. BULL NOSE CORNERS OF BLOCKS
 17. COAT HOOKS SEE DETAIL A7.18
 18. WALL MOUNTED EXTINGUISHER
 19. ATTIC MATCH ABOVE
 20. SECURITY FLOOR DRAIN
 21. FLOOR DRAIN

2 ENLARGED FLOOR PLAN ROOM 135 136 137 139
A2.2 A2.3 SCALE: 1/25



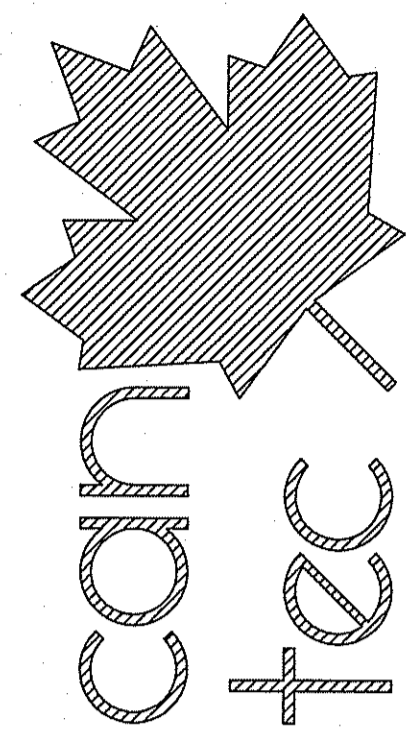
3 ENLARGED FLOOR PLAN ROOMS 107 108 109 110 111 112 113 114
A2.2 A2.3 SCALE: 1/25

- DRAWING NOTES: (APPLIES TO ALL DETAIL 3)
1. GRAB BAR TYPE 1
 2. GRAB BAR TYPE 2
 3. TOILET PAPER DISPENSER
 4. VANITY - SEE INTERIOR ELEVATION
 5. FLOOR DRAIN
 6. ROBE HOOK
 7. COMBO PAPER TOWEL/DISPENSER DISPOSAL
 8. TOILET NAPKIN DISPENSER
 9. GRAB BAR TYPE 3
 10. BENCH - SEE DETAIL A7.21
 11. COAT HOOK
 12. SHOWER STALL - SEE MECHANICAL FOR TYPE
 13. SHOWER CURTAIN & ROD
 14. SHOWER CONTROL
 15. TOWEL BAR
 16. POLICE LOCKER
 17. MIRROR - SEE DETAIL A7.18
 18. TILT MIRROR - SEE INTERIOR ELEVATION
 19. MOP SINK
 20. MOP & BROOM RACK
 21. WALL SHELVING - SEE INTERIOR ELEVATIONS
 22. DUTY BAG STORAGE - SEE DETAIL A7.39
 23. GUN RACK - SEE DETAIL A7.17
 24. CHARGING STATION - SEE DETAIL A7.15
 25. SOAP DISPENSER
 26. KEY HOOKS SEE DETAIL A7.20
 27. ADD CONDUIT TO REAR OF TV MOUNT TO CRAWL SPACE FOR TV CABLING. ADD BACKING IN WALL FOR TV MOUNT

3 ENLARGED FLOOR PLAN ROOMS 107 108 109 110 111 112 113 114
A2.2 A2.3 SCALE: 1/25

THIS DRAWING MUST NOT BE SCALED.
THE GENERAL CONTRACTOR SHALL VERIFY ALL DIMENSIONS, DATUMS AND LEVELS PRIOR TO COMMENCEMENT OF WORK AND IS SOLELY RESPONSIBLE FOR REPORTING ANY DISCREPANCY OR OMISSION TO CAN-TEC SERVICES LTD. IMMEDIATELY.
THIS DRAWING IS THE EXCLUSIVE PROPERTY OF CAN-TEC SERVICES LTD. AND CAN BE REPRODUCED ONLY WITH THE PERMISSION OF CAN-TEC SERVICES LTD. IN WHICH CASE THE REPRODUCTION MUST BEAR THEIR NAME AS THE ENGINEERING/DRAFTING FIRM.


Neil Cooper Architect Inc.
10-395 Berry Street, Winnipeg, Manitoba R3T 1N6



ENGINEERING AND DRAFTING
1985 MAIN STREET, WINNIPEG, MANITOBA
Tel: (204) 945-7222 Fax: (204) 945-5217
http://www.can-tec.com

REV #	REVISION	DATE (Y/M/D)	BY	CHK
00	ISSUED FOR TENDER	14/06/10	NC	RS
01	ISSUED FOR 90% REVIEW	14/06/10	NC	RS
02	ISSUED FOR 80% REVIEW	14/06/10	NC	RS
03	ISSUED FOR 30% REVIEW	14/06/10	NC	RS

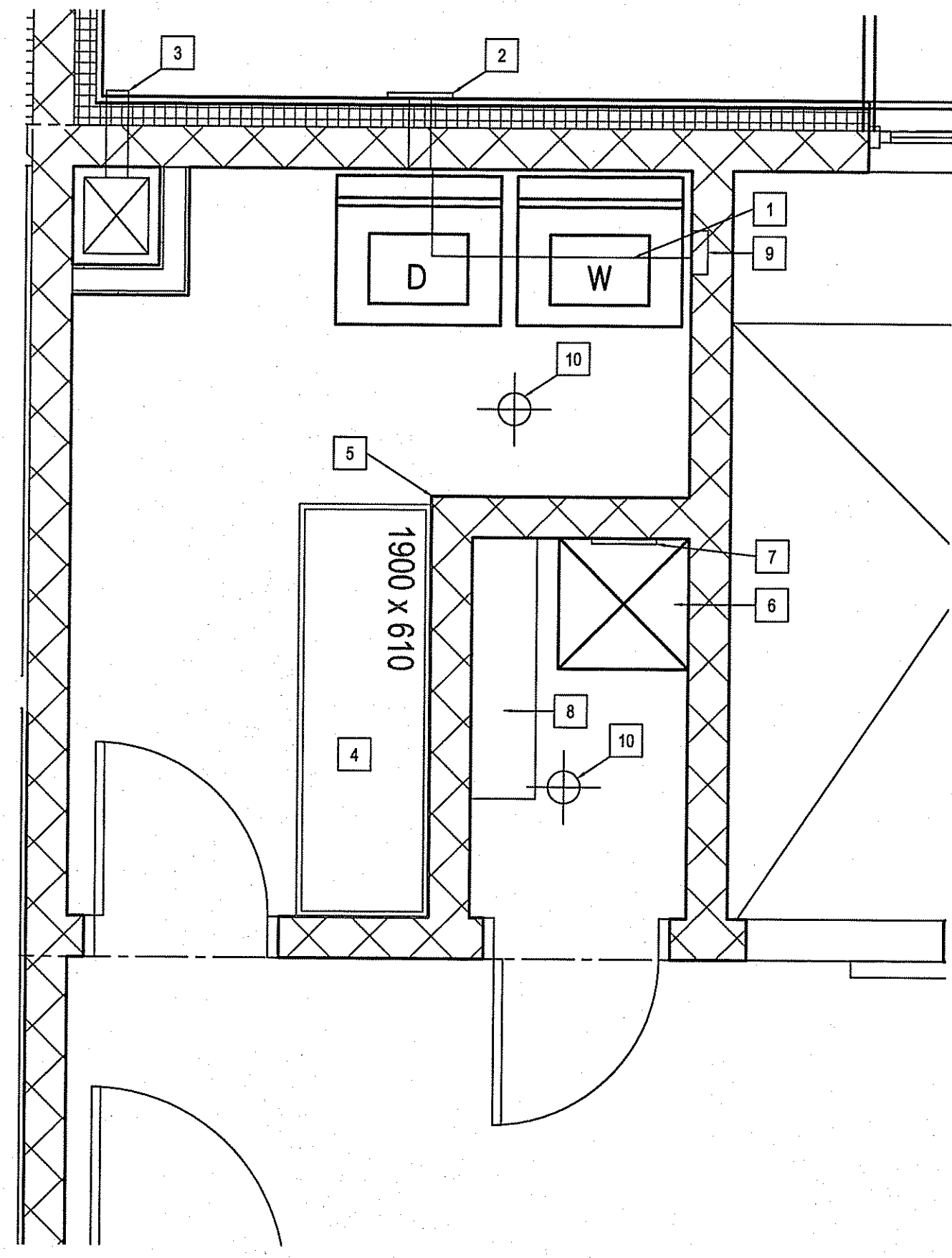
SEALED BY:



ORDER BY: NC
DRAWN BY: RS

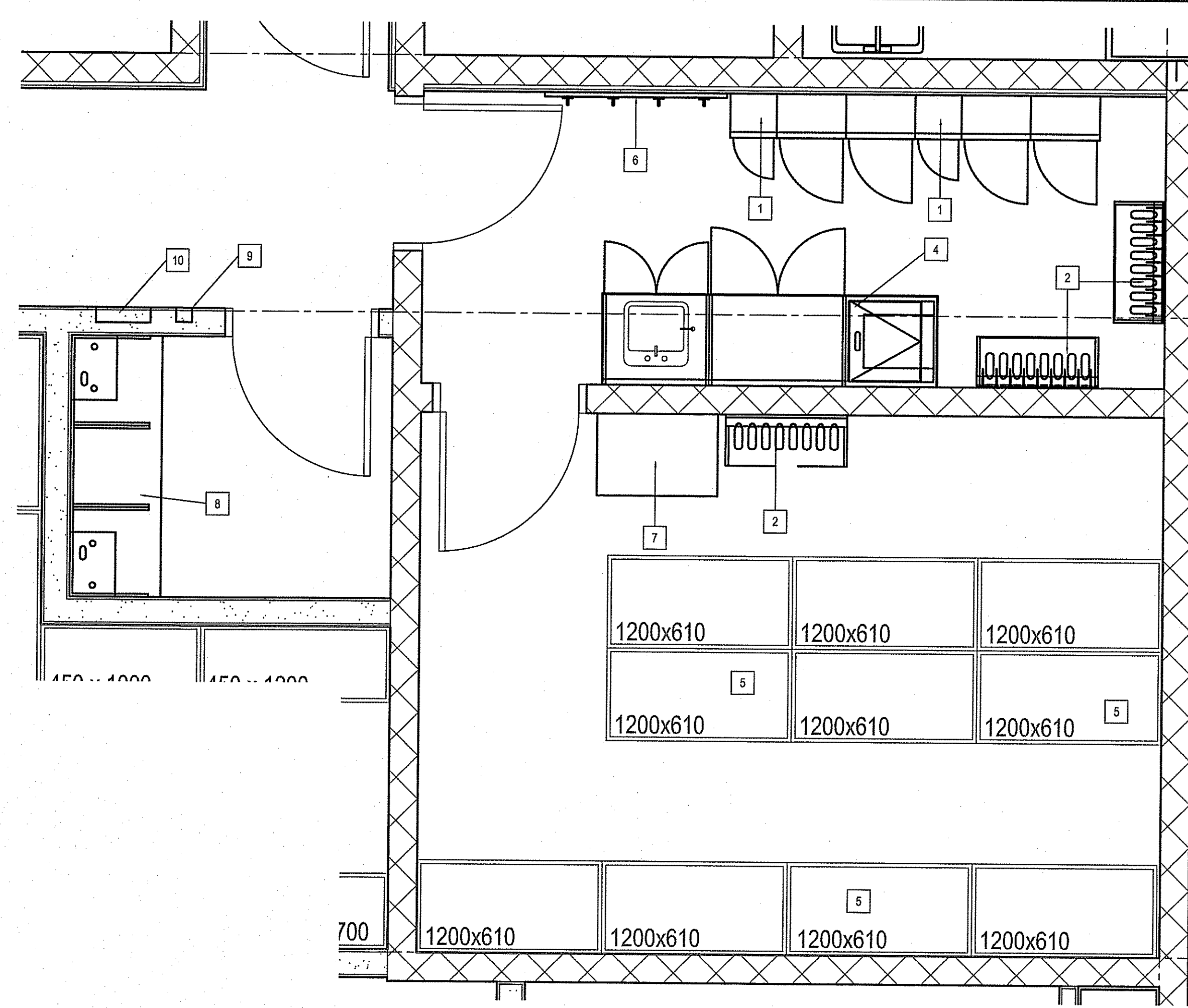
FACILITY BUILDING
BLOW UP PLANS
DATE (Y/M/D): 13/12/07
SCALE: AS NOTED
LOCATION: ISLAND LAKE, MANITOBA

ISSUED FOR TENDER
A2.5
REVISION #: 00
JOB NO. 13-168-01-47



1 ENLARGED FLOOR PLAN ROOM 125 AND 126
A2.2/A2.6 SCALE: 1/25

- DRAWING NOTES:
- 400mm X 1200mm SHELF ABOVE WASHER & DRYER MOUNTED 1500mm A.F.F.
 - DRYER EXHAUST - SEE MECHANICAL
 - BASEMENT EXHAUST - SEE MECHANICAL
 - STEEL SHELF AND BINS FOR STORAGE
 - BULLNOSE BLOCK
 - MOP SINK C/W S.S. SURROUND - SEE MECHANICAL
 - MOP & BROOM RACK
 - SHELVING - SEE
 - WASHER SUPPLY & DRAIN - SEE MECHANICAL
 - FLOOR DRAIN




1 ENLARGED FLOOR PLAN ROOM 116, 122 AND 123
A2.2/A2.6 SCALE: 1/25

- DRAWING NOTES:
- EVIDENCE LOCKERS - SEE DETAIL A7.35
 - GUN RACK - SEE DETAIL A7.17
 - FRIDGE - N.I.C.
 - EVIDENCE COUNTER - SEE DETAIL A7.05
 - STORAGE RACKING @ 2500mm HIGH
 - STORAGE HOOKS - SEE DETAIL A7.18
 - LAP TOP SHELF
 - MILLWORK - SEE DETAIL A7.16
 - GUN LOCKER RECESSED
 - ALARM SILENCE


THIS DRAWING MUST NOT BE SCALED.
THE GENERAL CONTRACTOR SHALL VERIFY ALL DIMENSIONS, DATUMS AND LEVELS PRIOR TO COMMENCEMENT OF WORK AND IS HELD RESPONSIBLE FOR REPORTING ANY DISCREPANCY OR OMISSION TO CAN-TEC SERVICES LTD. IMMEDIATELY.
THIS DRAWING IS THE EXCLUSIVE PROPERTY OF CAN-TEC SERVICES LTD. AND CAN BE REPRODUCED ONLY WITH THE PERMISSION OF CAN-TEC SERVICES LTD. IN WHICH CASE THE REPRODUCTION MUST BEAR THEIR NAME AS THE ENGINEERING/DRAFTING FIRM.

Neil Cooper Architect Inc.
10-395 Berry Street, Winnipeg, Manitoba R3T 1N6



REV.	DATE	BY	REVISION
B	14/06/10	RS	ISSUED FOR TENDER
C	14/06/10	RS	ISSUED FOR 90% REVIEW
A	14/06/10	RS	ISSUED FOR 30% REVIEW
1	14/06/10	RS	ISSUED FOR 30% REVIEW

SEALED BY:



CHECKED BY: NC

DRAWN BY: RS

SCALE: AS NOTED

DATE: 13/12/07

LOCATION: ISLAND LAKE, MANITOBA

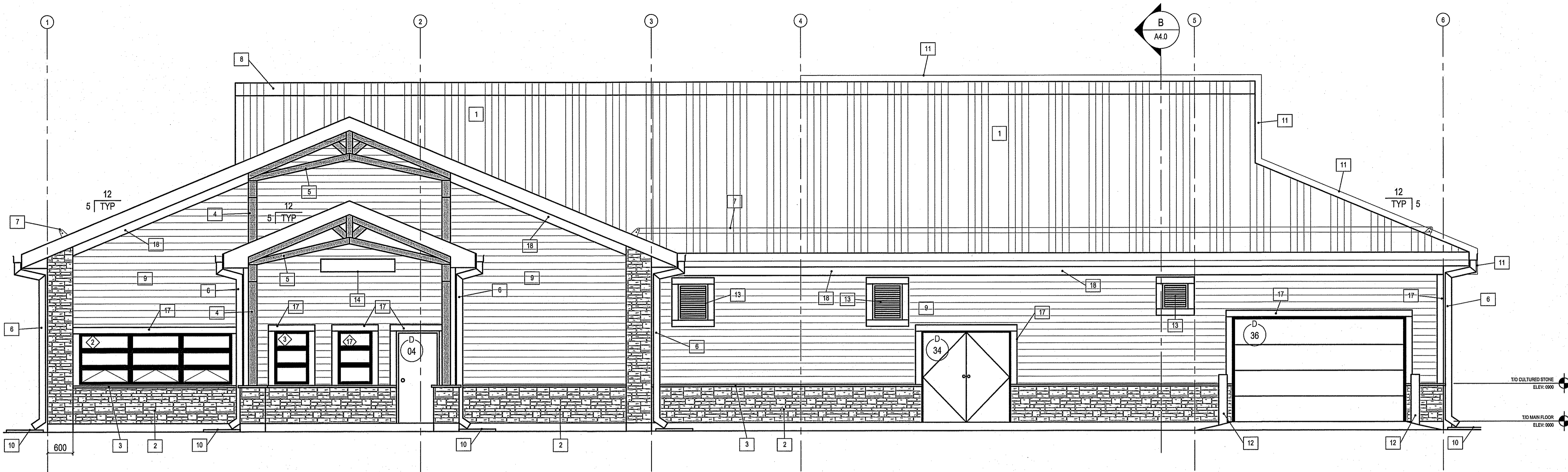
PROJECT TITLE: FACILITY BUILDING

SHEET TITLE: BLOW UP PLANS

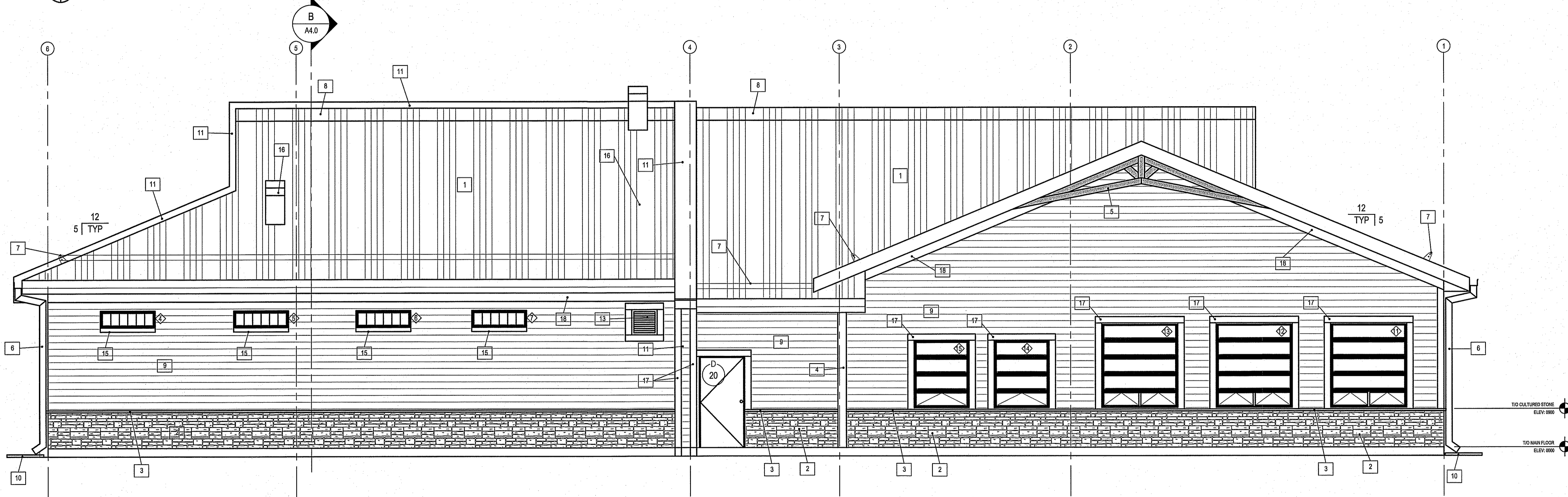
TENDER
A2.6

REVISION #: 00

JOB NO. 13-168-01-47



1 WEST ELEVATION
SCALE: 1/8"




2 EAST ELEVATION
SCALE: 1/8"

- DRAWING NOTES: #
1. STANDING SEAM STEEL ROOF
 2. CULTURED STONE
 3. CULTURED SILL STONE
 4. FIR POST
 5. FIR TRUSS
 6. PF METAL GUTTER
 7. SNOW GUARD
 8. RIDGE VENT
 9. ENGINEERED SIDING
 10. CONCRETE SPLASH PAD
 11. FIREWALL 200 ABOVE TOP OF ROOF
 12. 200 CONCRETE BOLLARDS
 13. LOUVERS - SEE MECHANICAL FOR DETAILS
 14. SIGN - SEE SPECIFICATION
 15. CELL WINDOWS
 16. MECHANICAL VENT - SEE MECHANICAL
 17. 150 ENGINEERED TRIM BOARD
 18. 200 ENGINEERED FRIEZE BOARD

THIS DRAWING MUST NOT BE SCALED.
THE GENERAL CONTRACTOR SHALL VERIFY ALL DIMENSIONS, DATUMS AND LEVELS PRIOR TO COMMENCEMENT OF WORK AND IS HELD RESPONSIBLE FOR REPORTING ANY DISCREPANCY OR OMISSION TO CAN-TEC SERVICES LTD. IMMEDIATELY.
THIS DRAWING IS THE EXCLUSIVE PROPERTY OF CAN-TEC SERVICES LTD. AND CAN BE REPRODUCED ONLY WITH THE PERMISSION OF CAN-TEC SERVICES LTD. IN WHICH CASE THE REPRODUCTION MUST BEAR THEIR NAME AS THE ENGINEERING/DRAWING FIRM.
<http://www.can-tec.com>


Neil Cooper Architect Inc.
10-395 Berry Street, Winnipeg, Manitoba R3T 1N6



ENGINEERING AND DRAFTING
198 MAIN STREET, WINNIPEG, MANITOBA
TEL: (204) 942-7222 FAX: (204) 947-5777

REV. #	DATE (Y/M/D)	REVISION
1	14/06/10	ISSUED FOR TENDER
2	14/06/10	ISSUED FOR 85% REVIEW
3	14/06/10	ISSUED FOR 35% REVIEW
4	14/02/11	REVISION

SEALED BY:




PROJECT TITLE: FACILITY BUILDING
SHEET TITLE: ELEVATIONS
DATE (Y/M/D): 13 12 07
LOCATION: ISLAND LAKE, MANITOBA
SCALE: 1:50
DRAWN BY: RS
CHECKED BY: NC

TENDER
A3.0
REVISION #: 00
JOB NO.: 13-168-01-47

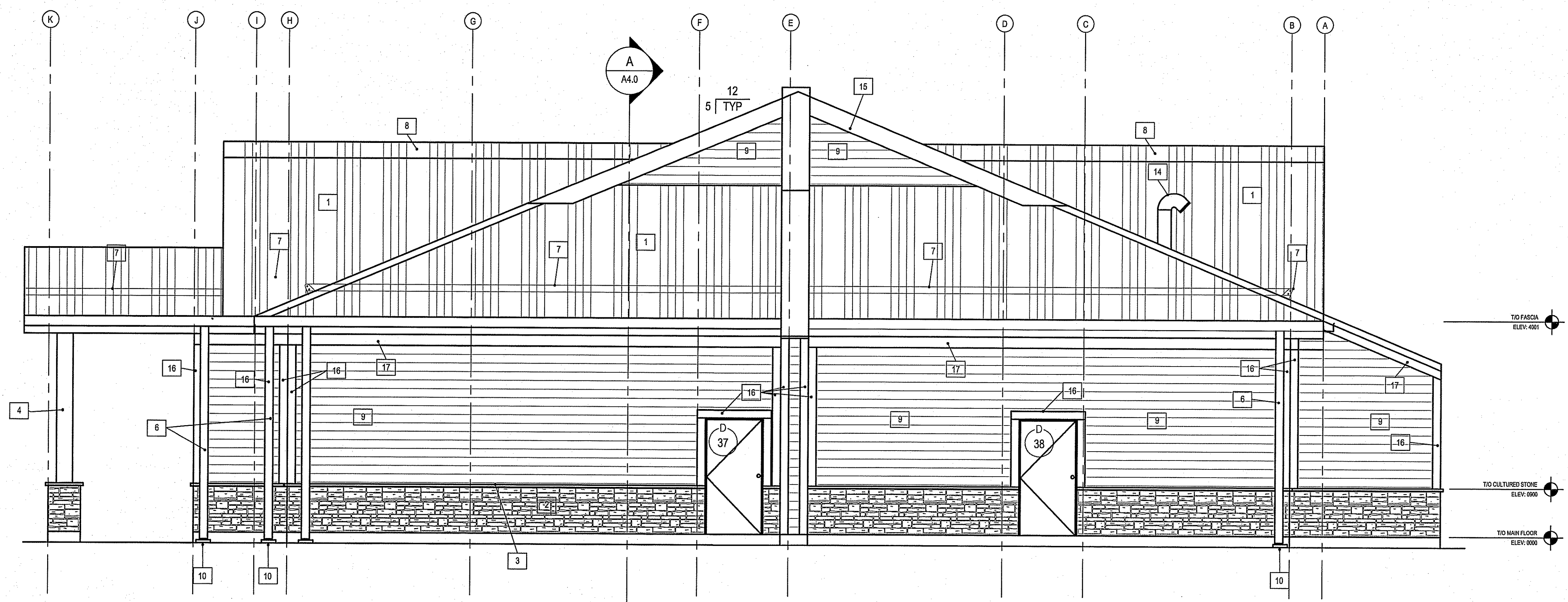
THIS DRAWING MUST NOT BE SCALED.
 THE GENERAL CONTRACTOR SHALL VERIFY ALL DIMENSIONS, DATUMS AND LEVELS PRIOR TO COMMENCEMENT OF WORK AND IS SOLELY RESPONSIBLE FOR REPORTING ANY DISCREPANCY OR OMISSION TO CAN-TEC SERVICES LTD. IMMEDIATELY.
 THIS DRAWING IS THE EXCLUSIVE PROPERTY OF CAN-TEC SERVICES LTD. AND CAN BE REPRODUCED ONLY WITH THE PERMISSION OF CAN-TEC SERVICES LTD. IN WHICH CASE THE REPRODUCTION MUST BEAR THEIR NAME AS THE ENGINEERING/DRAFTING FIRM.
<http://www.can-tec.com>

Neil Cooper Architect Inc.
 10-395 Barry Street, Winnipeg, Manitoba R3T 1N6

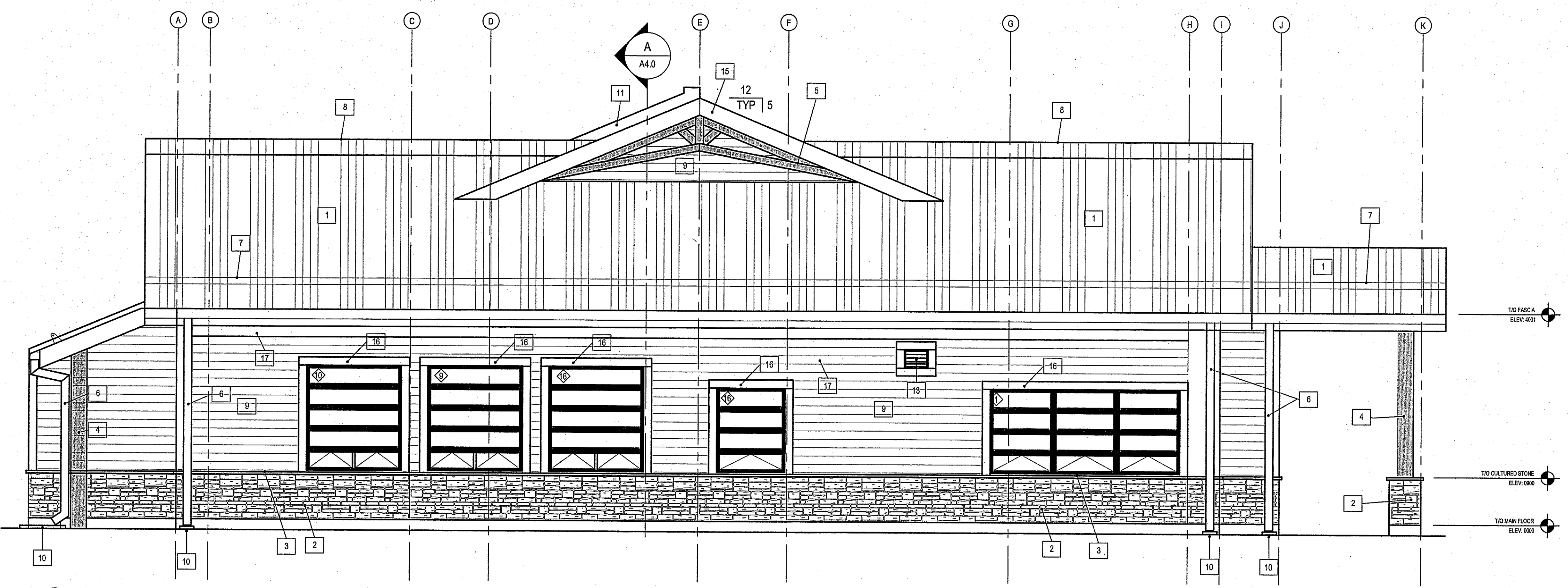


ENGINEERING AND DRAFTING
 10-395 BARRY STREET, WINNIPEG, MANITOBA TEL: (204) 443-7222 FAX: (204) 443-5777

REV.	DATE (Y/M/D)	BY	CHK
01	11/08/08	RS	RS
02	11/08/08	RS	RS
03	11/08/08	RS	RS
04	11/08/08	RS	RS
05	11/08/08	RS	RS
06	11/08/08	RS	RS
07	11/08/08	RS	RS
08	11/08/08	RS	RS
09	11/08/08	RS	RS
10	11/08/08	RS	RS
11	11/08/08	RS	RS
12	11/08/08	RS	RS
13	11/08/08	RS	RS
14	11/08/08	RS	RS
15	11/08/08	RS	RS
16	11/08/08	RS	RS
17	11/08/08	RS	RS
18	11/08/08	RS	RS
19	11/08/08	RS	RS
20	11/08/08	RS	RS




1 SOUTH ELEVATION
 A3.1 A3.1 SCALE: 1/50



2 NORTH ELEVATION
 A3.1 A3.1 SCALE: 1/50

- DRAWING NOTES: #
1. STANDING SEAM STEEL ROOF
 2. CULTURED STONE
 3. CULTURED SILL STONE
 4. FIR POST
 5. FIR TRUSS
 6. P/F METAL GUTTER
 7. SNOW GUARD
 8. RIDGE VENT
 9. ENGINEERED SIDING
 10. CONCRETE SPLASH PAD
 11. FIREWALL 200 ABOVE TOP OF ROOF
 12. 200 CONCRETE BOLLARDS
 13. LOUVERS - SEE MECHANICAL FOR DETAILS
 14. MECHANICAL VENT SEE MECHANICAL
 15. FASCIA
 16. 150 ENGINEERED TRIM BOARD
 17. 200 ENGINEERED FRIEZE BOARD




PROJECT TITLE: FACILITY BUILDING
 SHEET TITLE: ELEVATIONS
 DATE (Y/M/D): 13 12 07
 LOCATION: ISLAND LAKE, MANITOBA
 CHECKED BY: NC
 DRAWN BY: RS
 SCALE: 1:50

TENDER
A3.1
 REVISION #: 00
 JOB NO. 13-168-01-47

THIS DRAWING MUST NOT BE SCALED.
 THE GENERAL CONTRACTOR SHALL VERIFY ALL DIMENSIONS, DATUMS AND LEVELS PRIOR TO COMMENCEMENT OF WORK AND IS HELD RESPONSIBLE FOR REPORTING ANY DISCREPANCY OR OMISSION TO CAN-TEC SERVICES LTD. IMMEDIATELY.
 THIS DRAWING IS THE EXCLUSIVE PROPERTY OF CAN-TEC SERVICES LTD. AND CAN BE REPRODUCED ONLY WITH THE PERMISSION OF CAN-TEC SERVICES LTD. IN WHICH CASE THE REPRODUCTION MUST BEAR THEIR NAME AS THE ENGINEERING/DRAFTING FIRM.


Neil Cooper Architect Inc.
 10-395 Berry Street, Winnipeg, Manitoba R3T 1N6



ENGINEERING AND DRAFTING
 198 MAIN STREET, WINNIPEG, MANITOBA
 TEL: (204) 942-7222 FAX: (204) 942-0777
<http://www.can-tec-services.com>

REV.	DATE (YY/MM/DD)	REV. BY	REVISION
BB	14/08	RS	ISSUED FOR TENDER
BB	14/08	RS	ISSUED FOR 90% REVIEW
BB	14/08	RS	ISSUED FOR 65% REVIEW
BB	14/07	RS	ISSUED FOR 35% REVIEW
A			

SEALED BY:

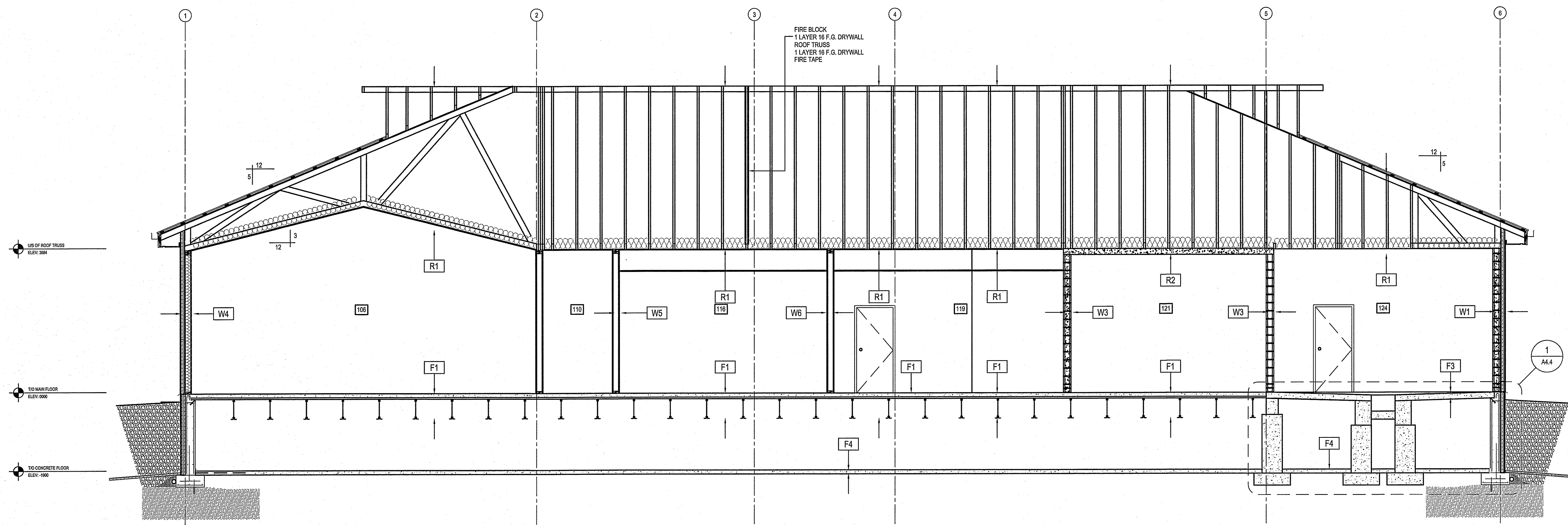


CHECKED BY: NC

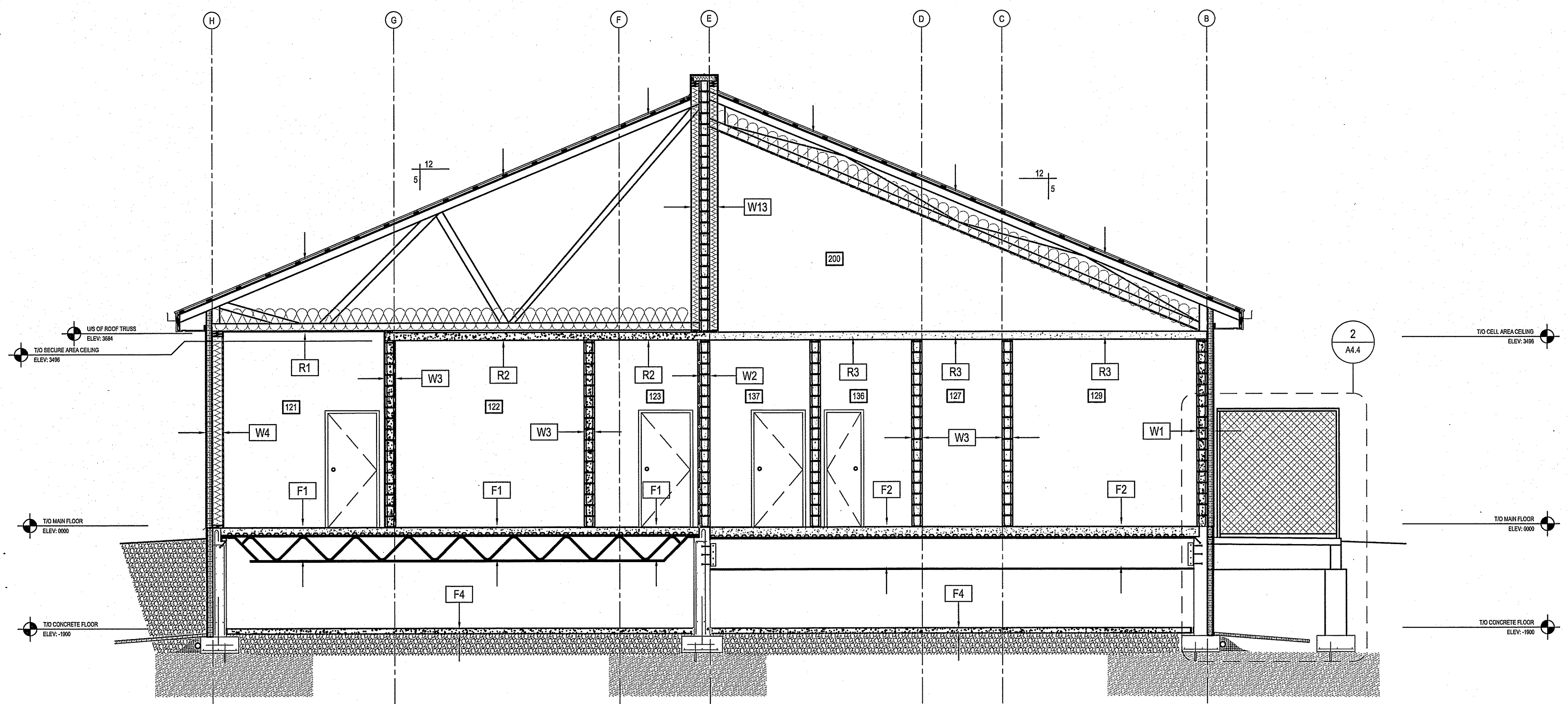
DRAWN BY: RS

PROJECT TITLE: FACILITY BUILDING
 SHEET TITLE: SECTIONS
 DATE (YY/MM/DD): 13 12 07
 LOCATION: ISLAND LAKE, MANITOBA

TENDER
A4.0
 REVISION #: 00
 JOB NO.: 13-168-01-47

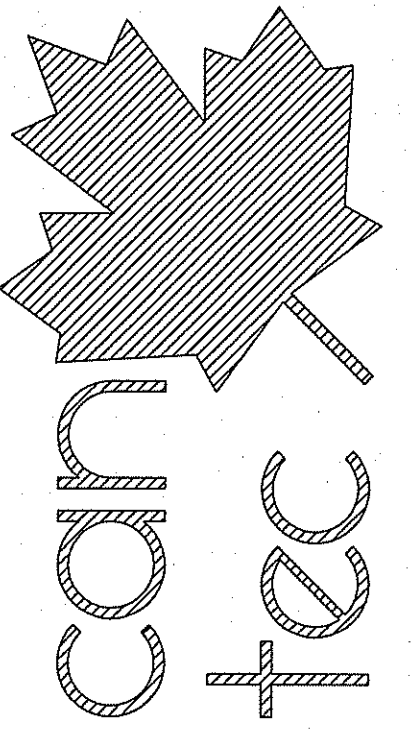


A SECTION A-A
 A30 A40 SCALE: 1:50




B SECTION B-B
 A30 A40 SCALE: 1:50

THIS DRAWING MUST NOT BE SCALED.
 THE GENERAL CONTRACTOR SHALL VERIFY ALL DIMENSIONS, QUANTITIES AND LEVELS PRIOR TO COMMENCEMENT OF WORK AND IS HELD RESPONSIBLE FOR REPORTING ANY DISCREPANCY OR OMISSION TO CANTEC SERVICES LTD. IMMEDIATELY.
 THIS DRAWING IS THE EXCLUSIVE PROPERTY OF CANTEC SERVICES LTD. AND CAN BE REPRODUCED ONLY WITH THE PERMISSION OF CANTEC SERVICES LTD. IN WHICH CASE THE REPRODUCTION MUST BEAR THEIR NAME AS THE ENGINEERING/DRAFTING FIRM.

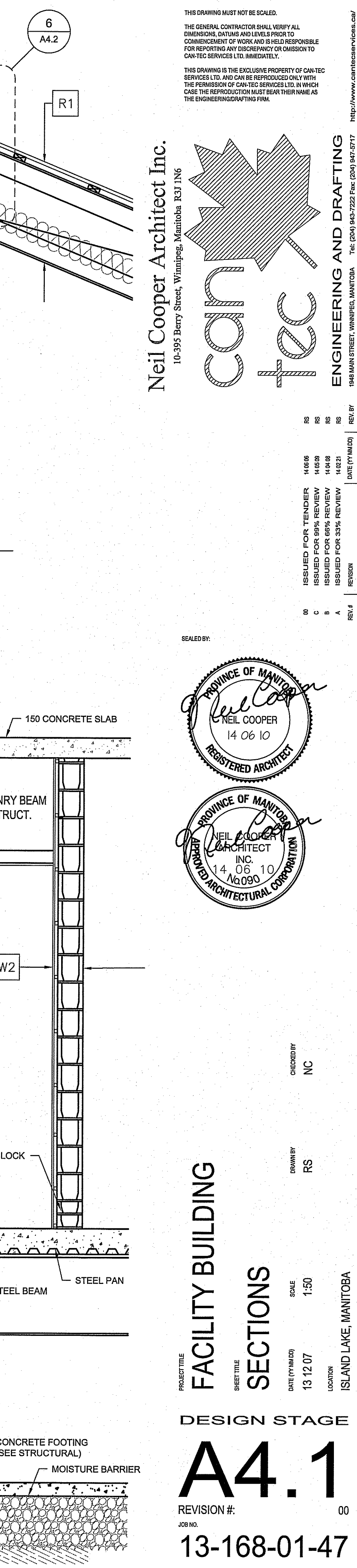
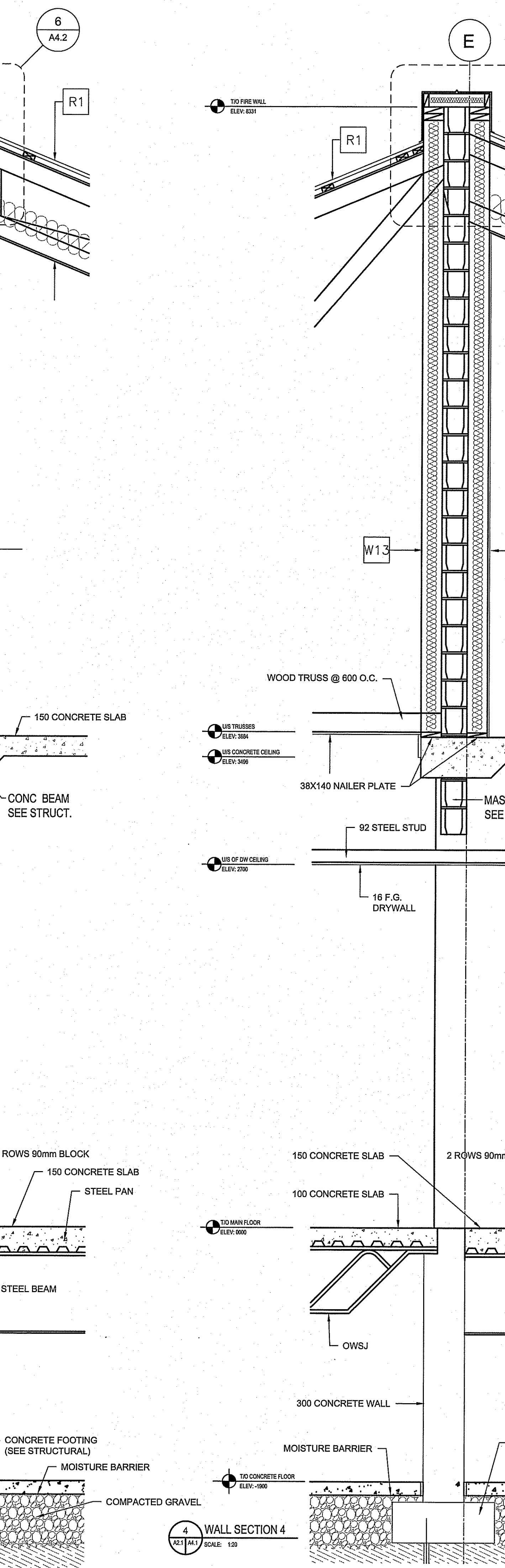
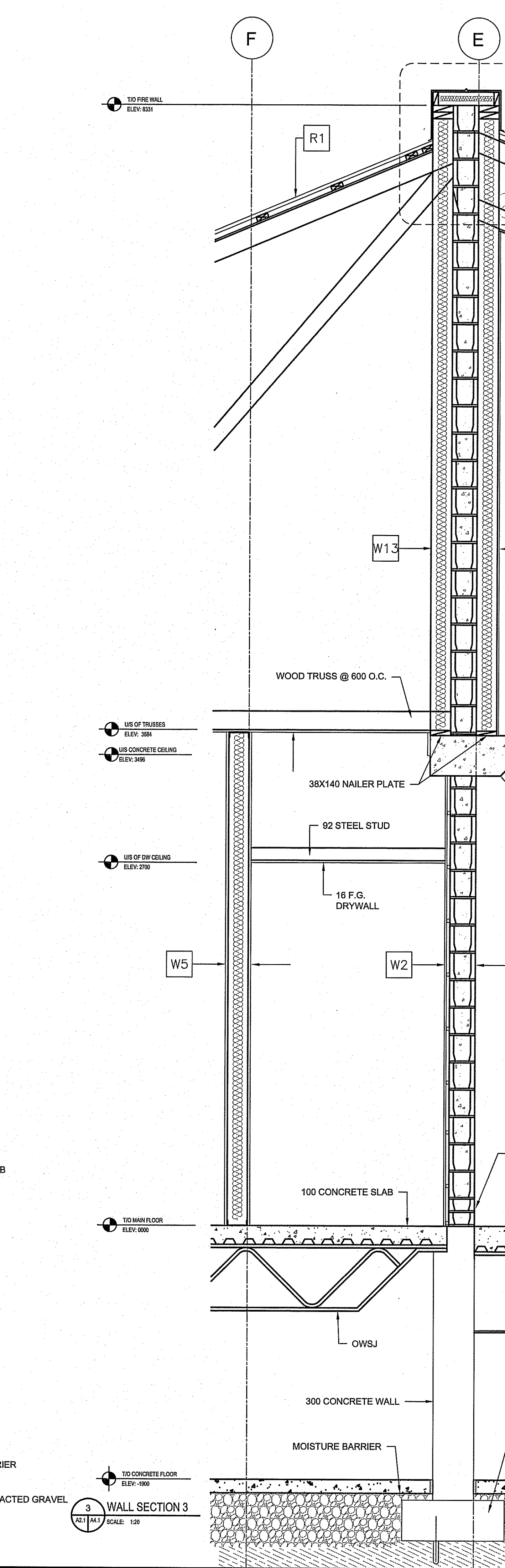
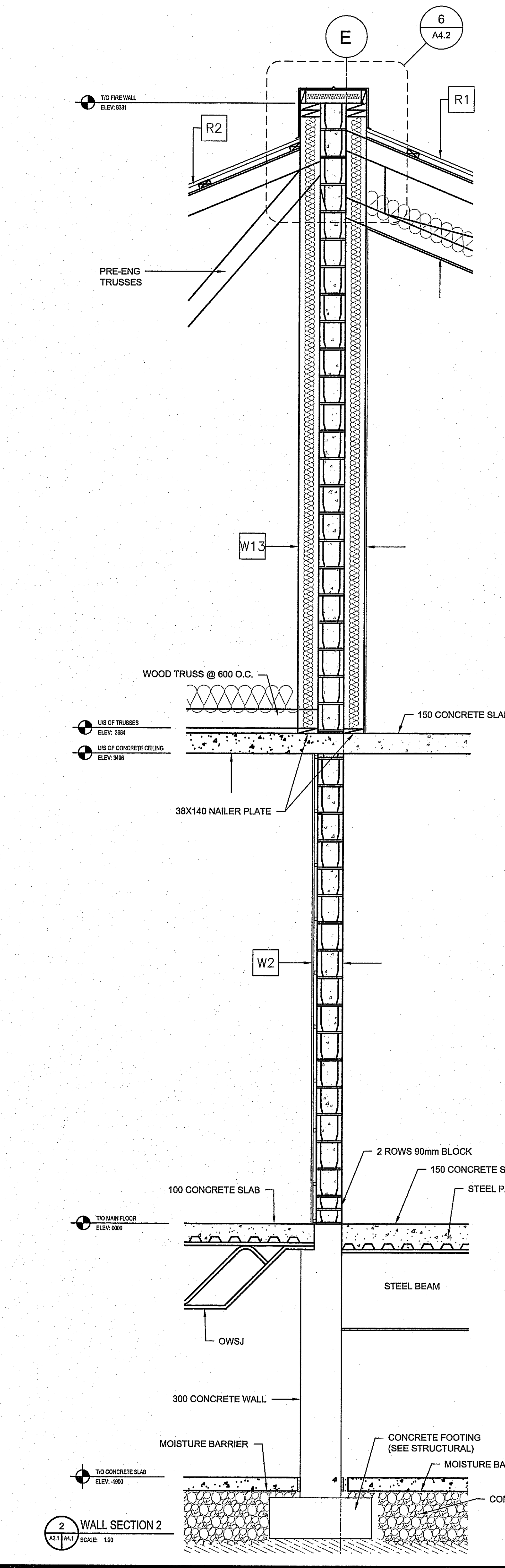
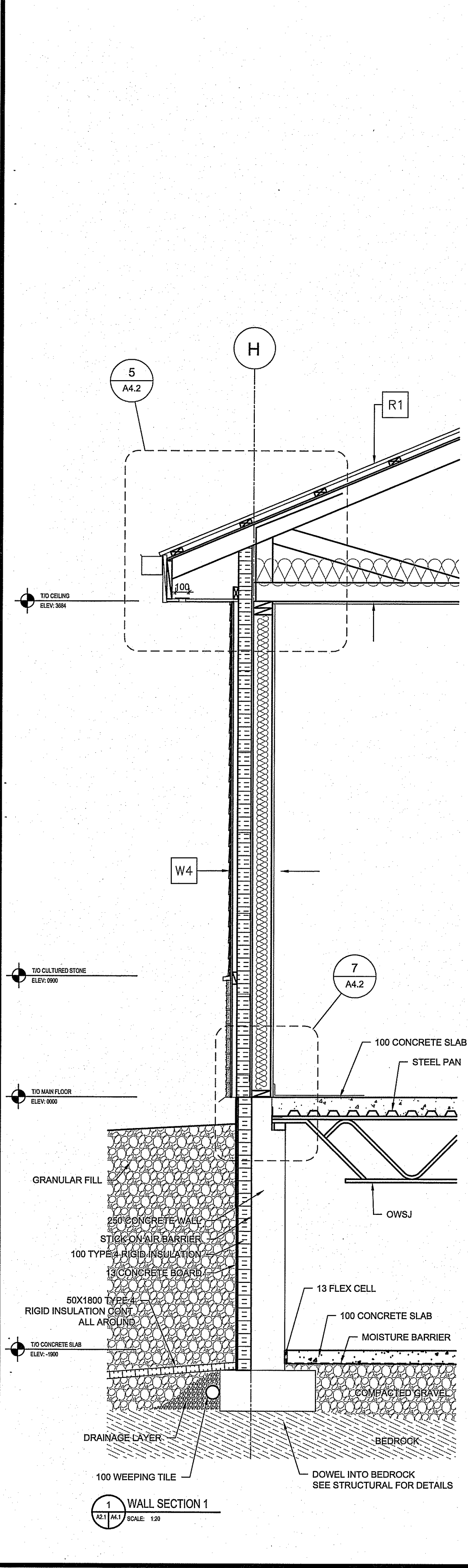
Neil Cooper Architect Inc.
 10-392 Berry Street, Winnipeg, Manitoba R3J 1N6

ENGINEERING AND DRAFTING
 1848 MAIN STREET, WINNIPEG, MANITOBA The (204) 643-7222 Fax: (204) 947-2977

NO.	DATE (Y/M/D)	REVISED FOR	BY
1	11/06/10	ISSUED FOR TENDER	RS
2	11/08/10	ISSUED FOR PERMITS	RS
3	11/22/10	ISSUED FOR 50% REVIEW	RS
4	11/23/10	ISSUED FOR 50% REVIEW	RS
5	11/23/10	ISSUED FOR 50% REVIEW	RS
6	11/23/10	ISSUED FOR 50% REVIEW	RS
7	11/23/10	ISSUED FOR 50% REVIEW	RS

SEALED BY:


PROJECT TITLE: **FACILITY BUILDING**
 SHEET TITLE: **SECTIONS**
 DATE (Y/M/D): 13/12/07
 SCALE: 1:50
 LOCATION: ISLAND LAKE, MANITOBA

DESIGN STAGE: **A4.1**
 REVISION #: 00
 JOB NO.: 13-168-01-47



THIS DRAWING MUST NOT BE SCALED
 THE GENERAL CONTRACTOR SHALL VERIFY ALL DIMENSIONS, DATUMS AND LEVELS PRIOR TO COMMENCEMENT OF WORK AND IS HELD RESPONSIBLE FOR REPORTING ANY DISCREPANCY OR OMISSION TO CANTEC SERVICES LTD. IMMEDIATELY.
 THIS DRAWING IS THE EXCLUSIVE PROPERTY OF CANTEC SERVICES LTD. AND CAN BE REPRODUCED ONLY WITH THE PERMISSION OF CANTEC SERVICES LTD. IN WHICH CASE THE REPRODUCTION MUST BEAR THEIR NAME AS THE ENGINEERING/DRAFTING FIRM.
<http://www.cantecservices.com>

Neil Cooper Architect Inc.
 10-392 Berry Street, Winnipeg, Manitoba R3T 1N6

ENGINEERING AND DRAFTING
 1948 MAIN STREET, WINNIPEG, MANITOBA | TEL: (204) 943-7222 Fax: (204) 943-5717

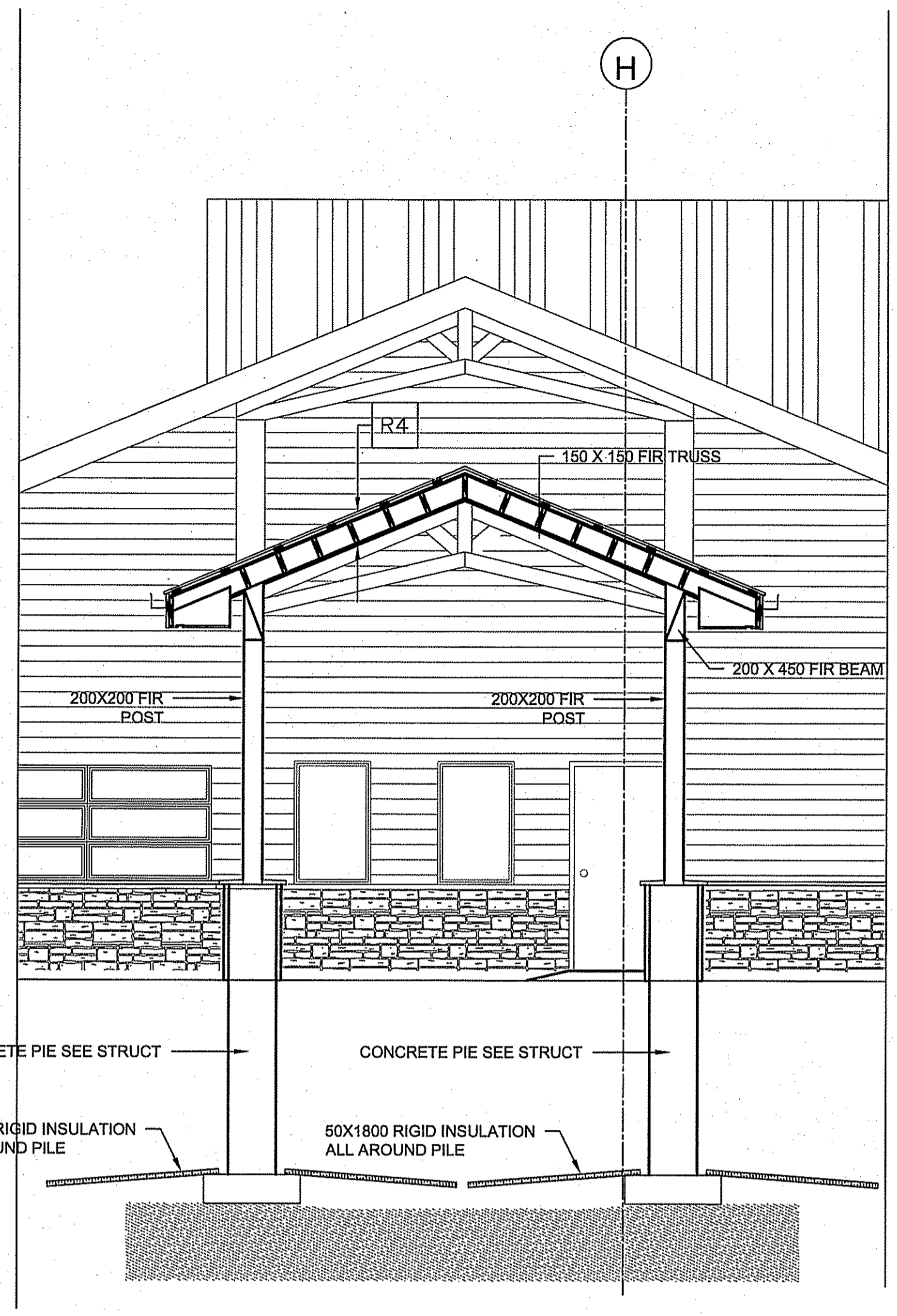
REV.	DATE (Y/M/D)	BY	CHKD.	REVISION
RS	14/06/10			ISSUED FOR TENDER
RS	14/06/10			ISSUED FOR 50% REVIEW
RS	14/06/10			ISSUED FOR 90% REVIEW
RS	14/06/10			ISSUED FOR 100% REVIEW

SEALED BY:

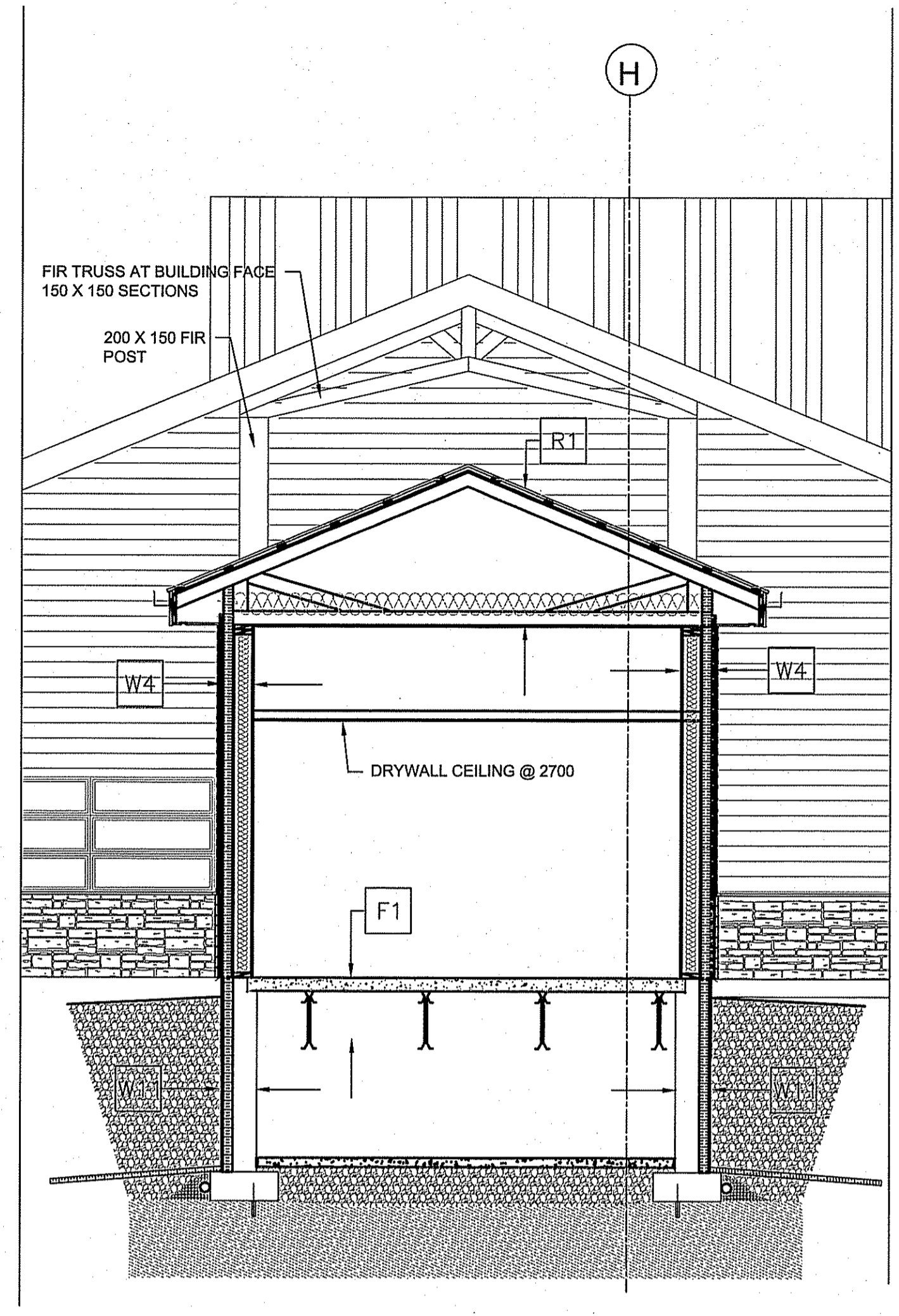
CREATED BY: NC
 DRAWN BY: RS

PROJECT TITLE: **FACILITY BUILDING**
 SHEET TITLE: **SECTIONS**
 DATE (Y/M/D): 13/12/07
 SCALE: 1:50
 LOCATION: ISLAND LAKE, MANITOBA

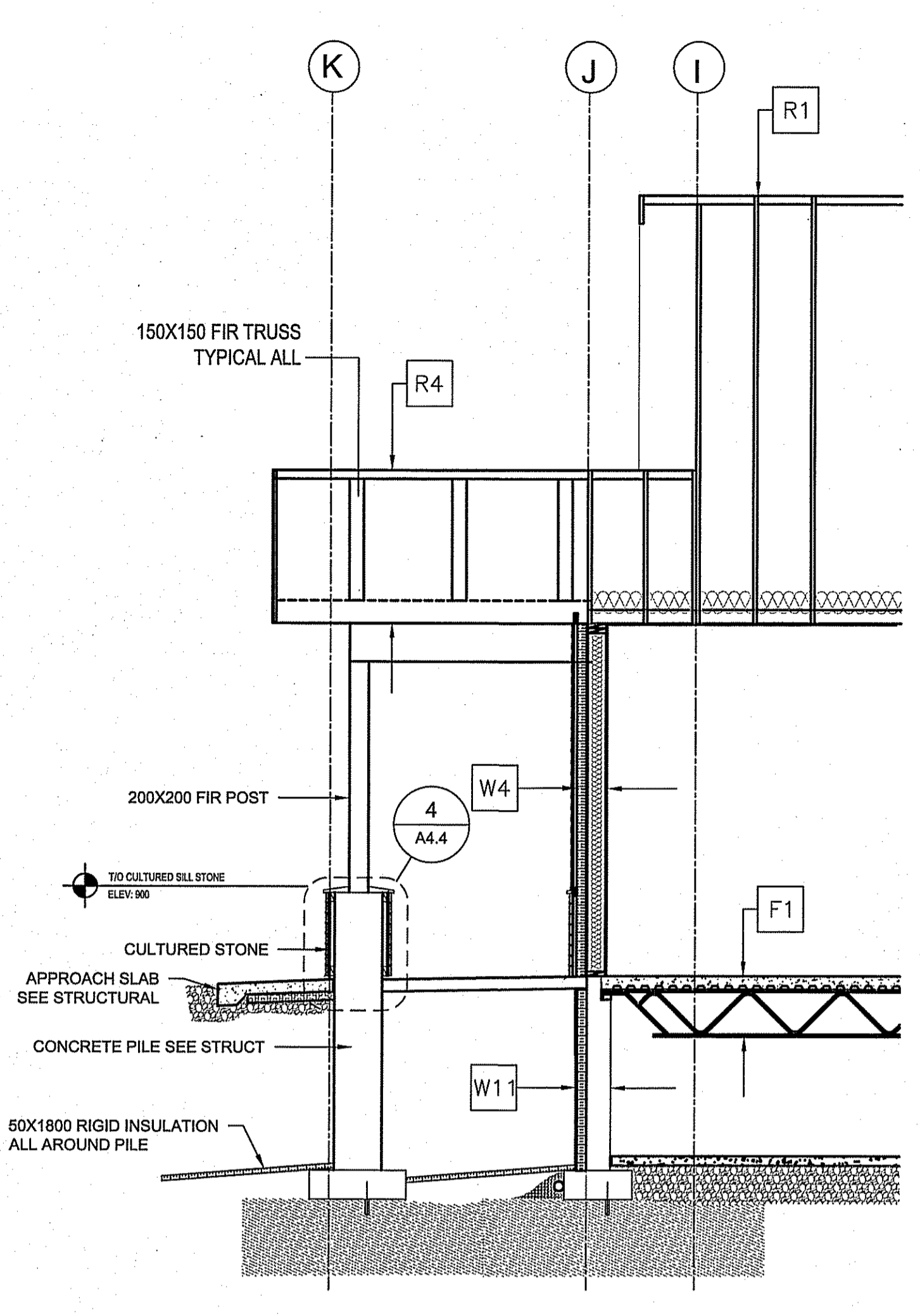
TENDER
A4.2
 REVISION #: 00
 JOB NO.: 13-168-01-47



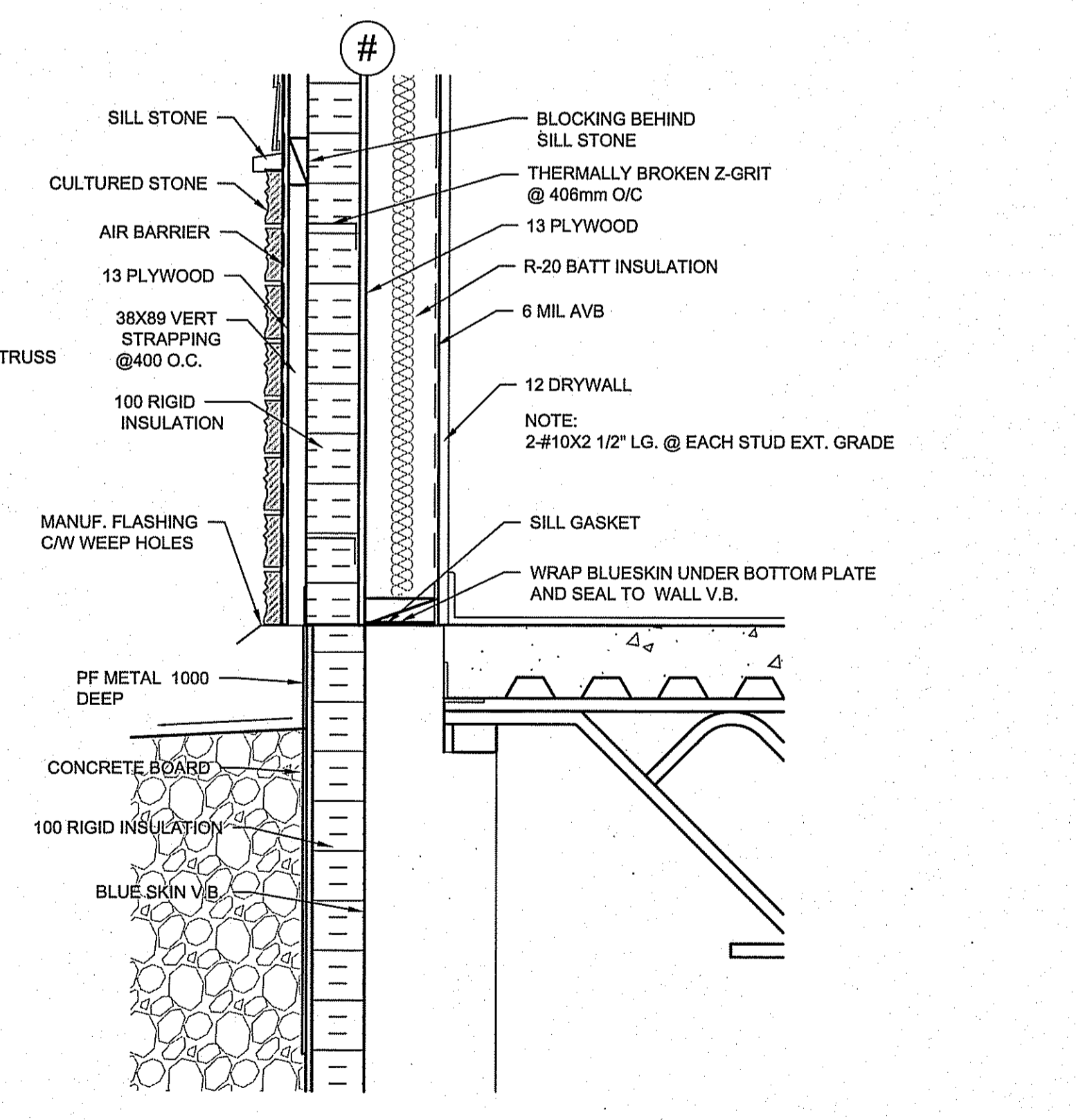
4 VESTIBULE SECTION
 A4.1/A4.2 SCALE: 1:50



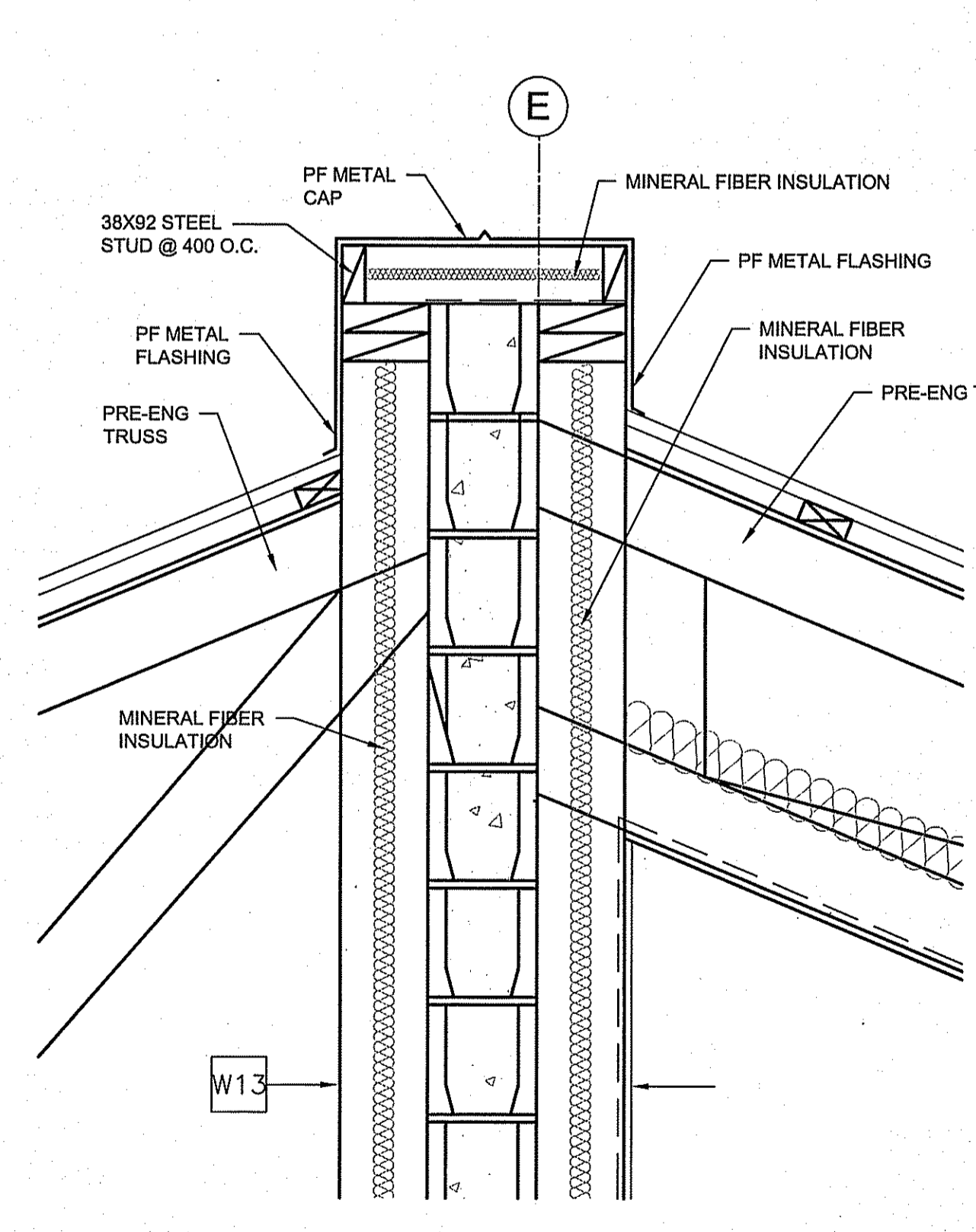
3 VESTIBULE SECTION
 A4.1/A4.2 SCALE: 1:50



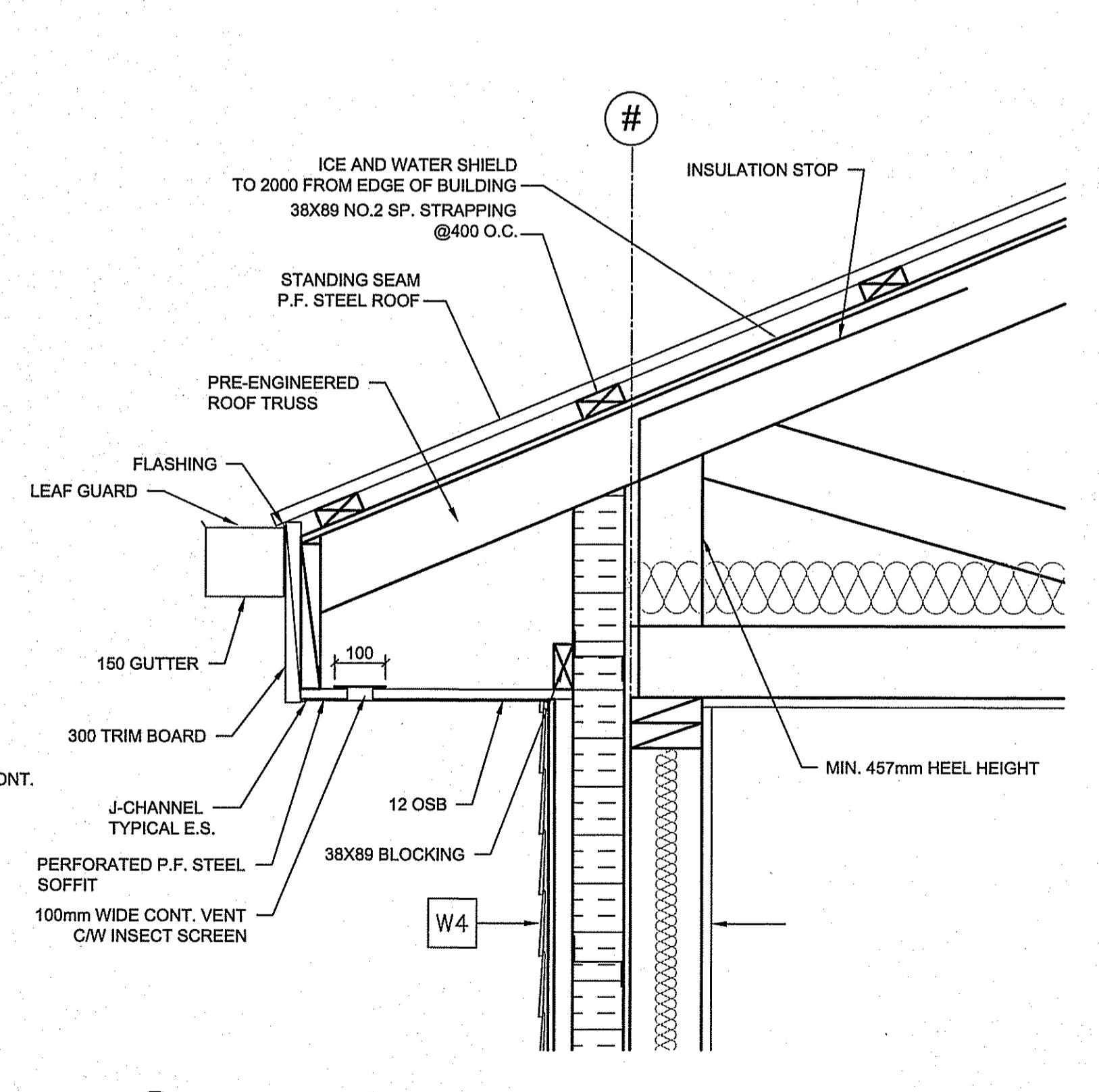
2 FRONT ENTRY SECTION
 A4.1/A4.2 SCALE: 1:50



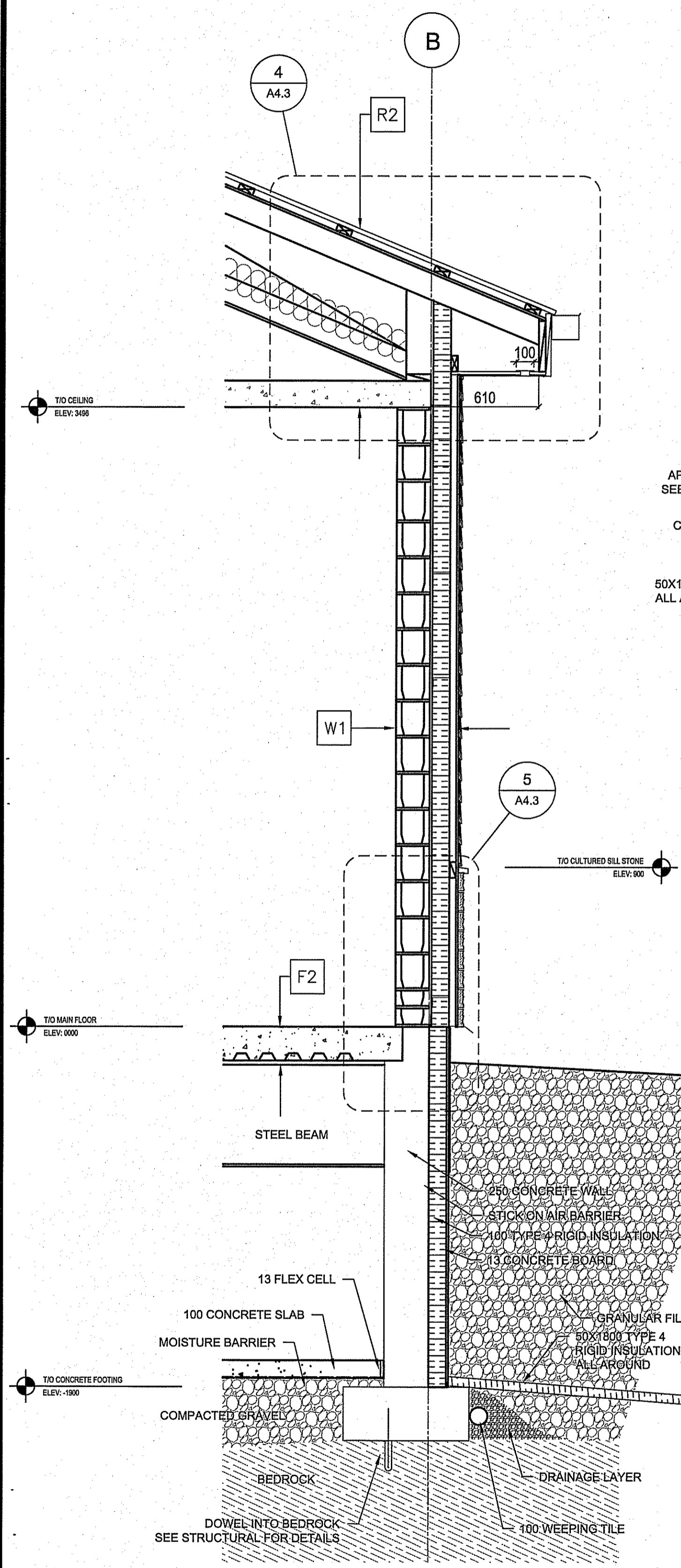
7 TYPICAL GRADE DETAIL
 A4.1/A4.2 SCALE: 1:10



6 TOP OF FIRE WALL
 A4.1/A4.2 SCALE: 1:10




5 TYPICAL OVER HANG DETAIL
 A4.1/A4.2 SCALE: 1:20



1 WALL SECTION 5
 A4.1/A4.2 SCALE: 1:20

THIS DRAWING MUST NOT BE SCALED.
 THE GENERAL CONTRACTOR SHALL VERIFY ALL DIMENSIONS, DATUMS AND LEVELS PRIOR TO COMMENCEMENT OF WORK AND IS HELD RESPONSIBLE FOR REPORTING ANY DISCREPANCY OR OMISSION TO CAN-TEC SERVICES LTD. IMMEDIATELY.
 THIS DRAWING IS THE EXCLUSIVE PROPERTY OF CAN-TEC SERVICES LTD. AND CAN BE REPRODUCED ONLY WITH THE PERMISSION OF CAN-TEC SERVICES LTD. IN WHICH CASE THE REPRODUCTION MUST BEAR THEIR NAME AS THE ENGINEERING DRAWING FIRM.

Neil Cooper Architect Inc.
 10-395 Barry Street, Winnipeg, Manitoba R3J 1N6



ENGINEERING AND DRAFTING
 104 HANA STREET, WINNIPEG, MANITOBA Tel: (204) 943-7222 Fax: (204) 942-5717
 http://www.can-tec.com

NO.	DATE	DESCRIPTION	BY	CHK
00	14.06.10	ISSUED FOR TENDER	RS	RS
01	14.06.10	ISSUED FOR 90% REVIEW	RS	RS
02	14.06.10	ISSUED FOR 60% REVIEW	RS	RS
03	14.06.10	ISSUED FOR 30% REVIEW	RS	RS
04		REVISION		

SEALED BY:



CHECKED BY: NC

DRAWN BY: RS

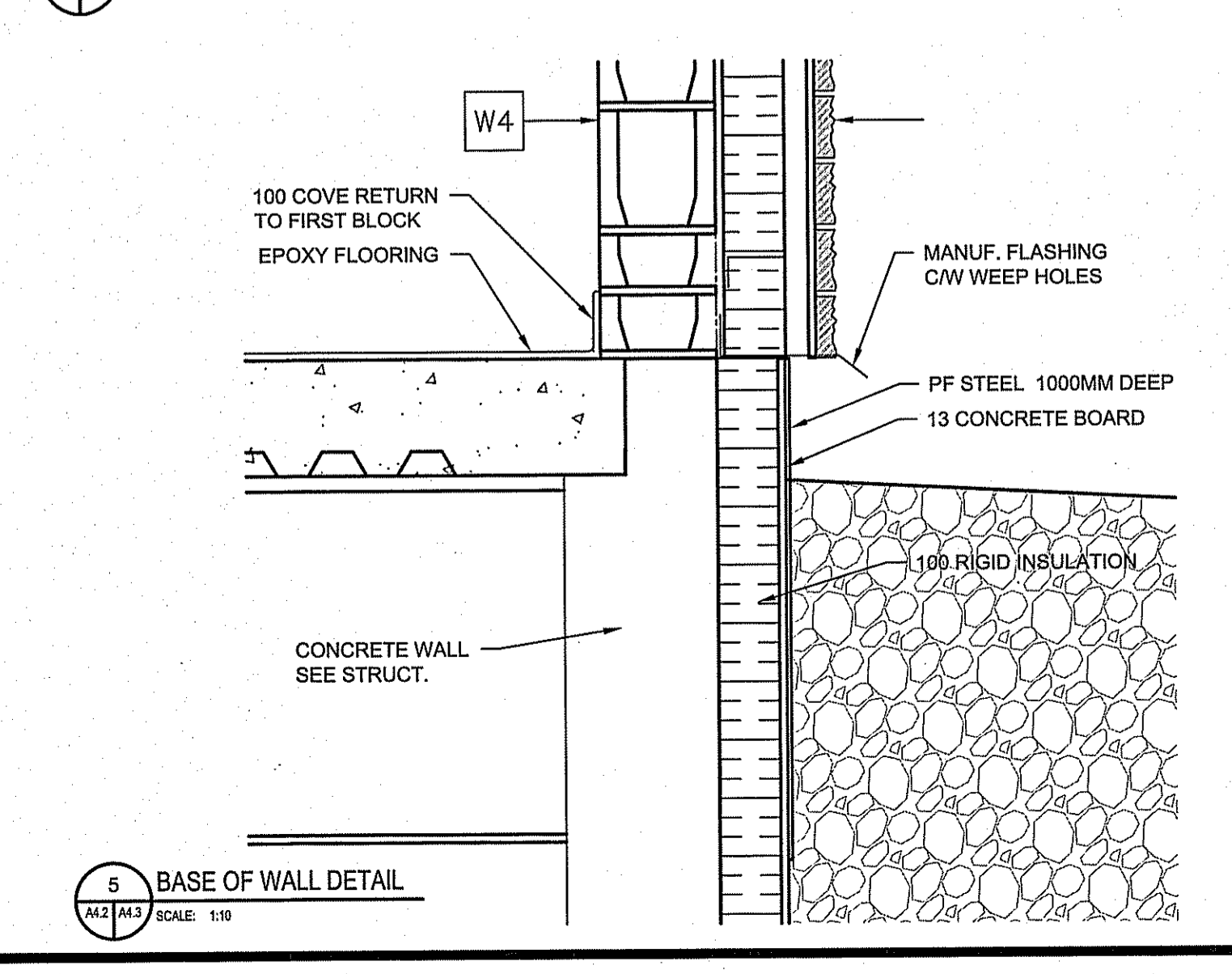
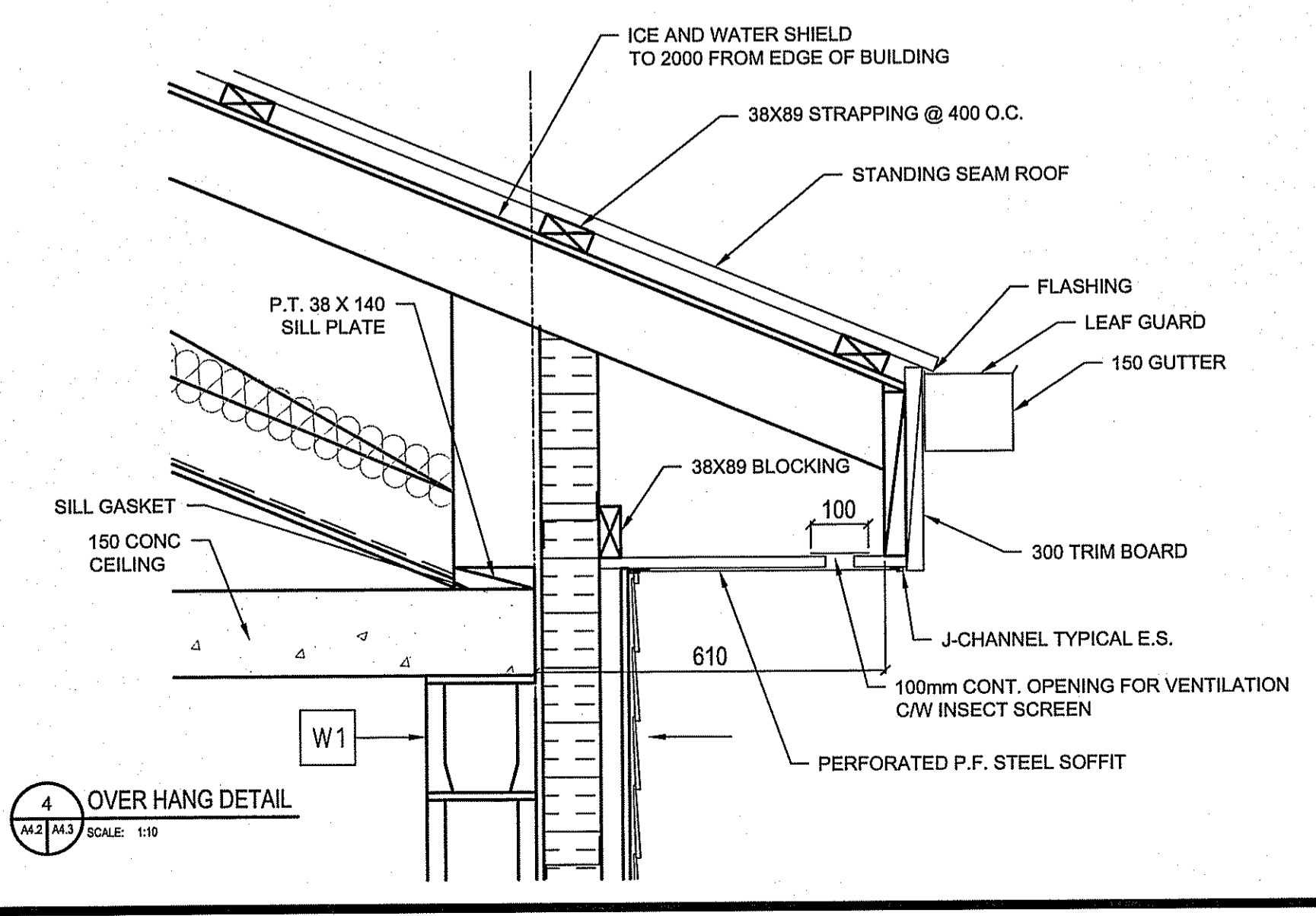
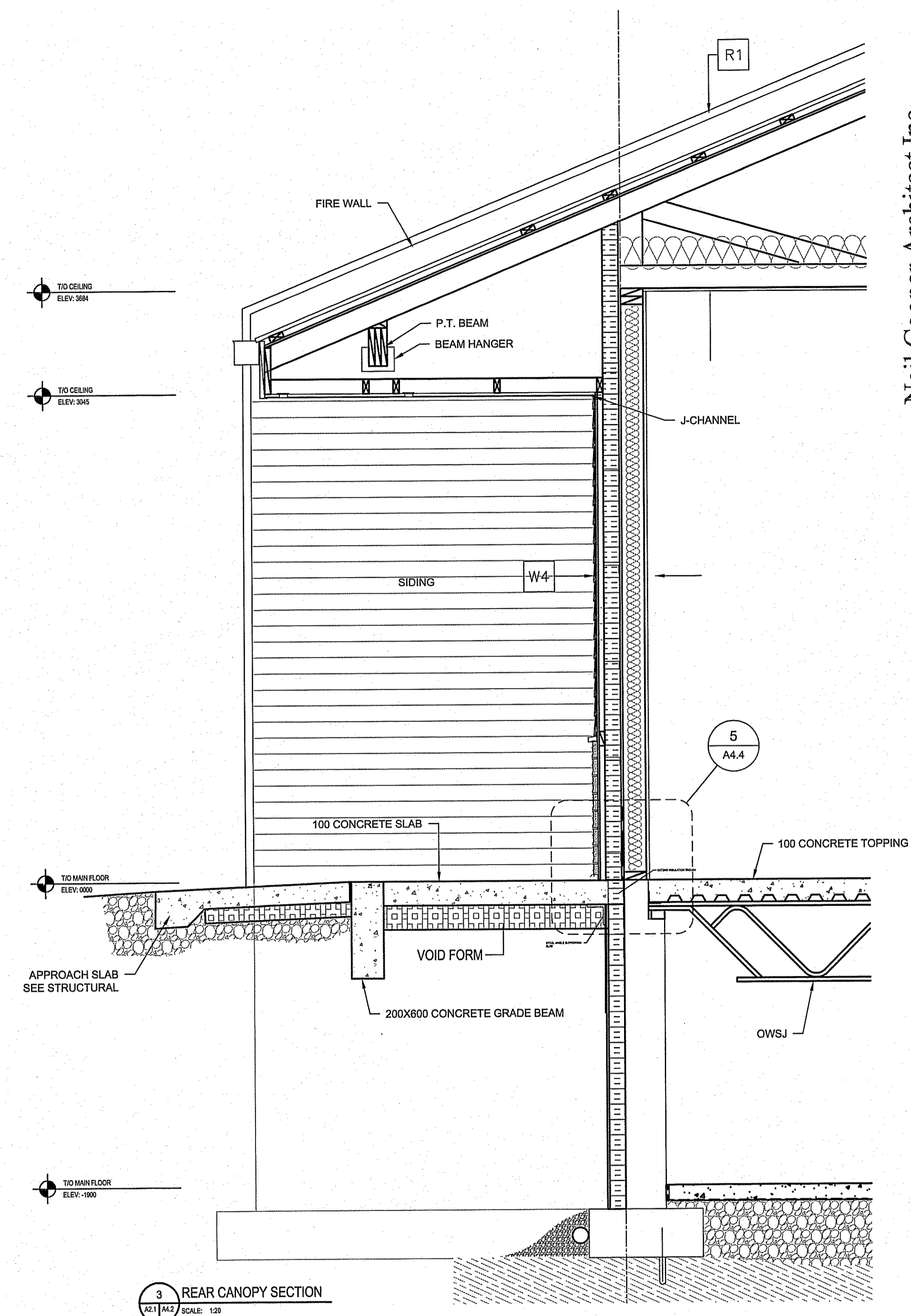
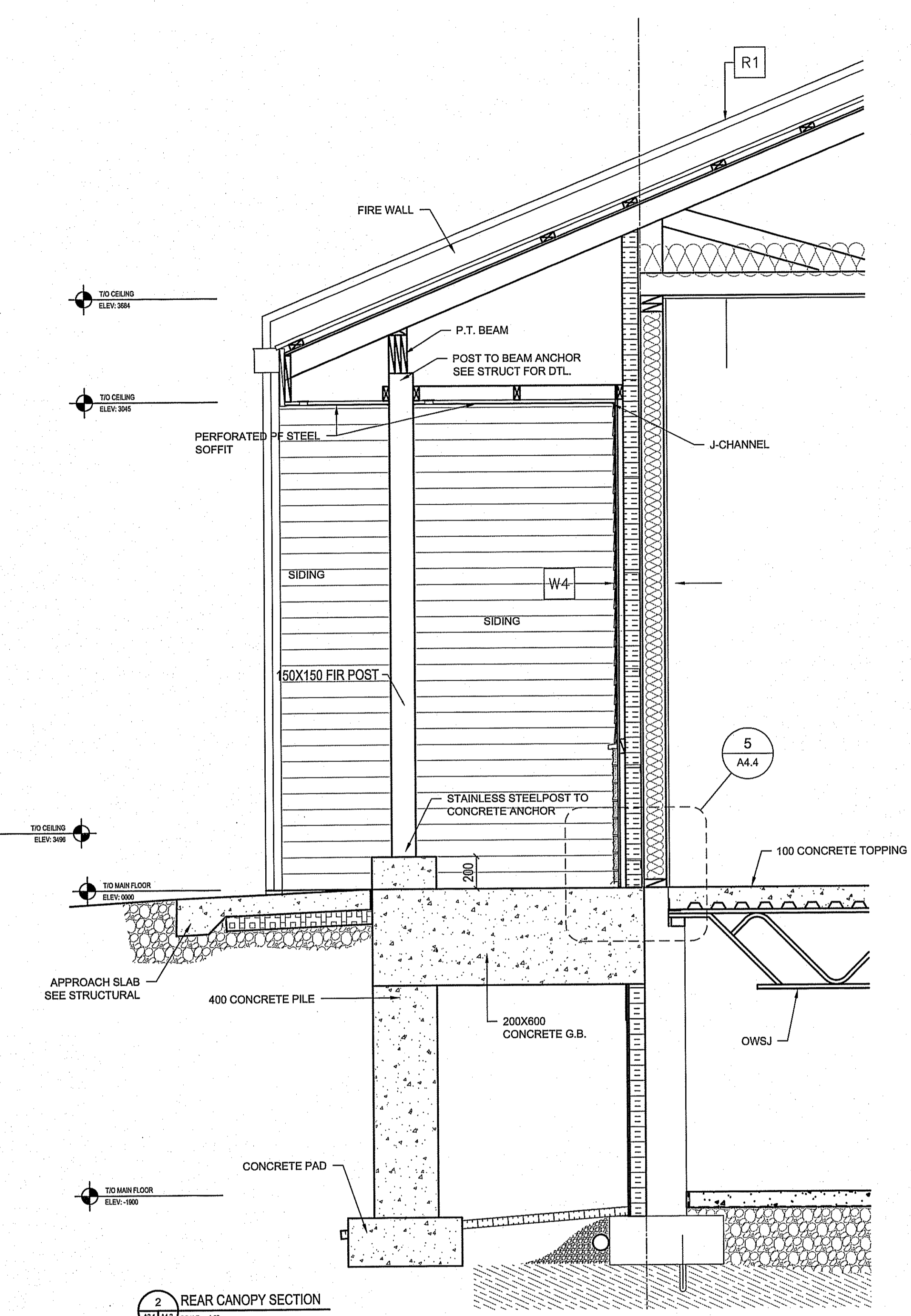
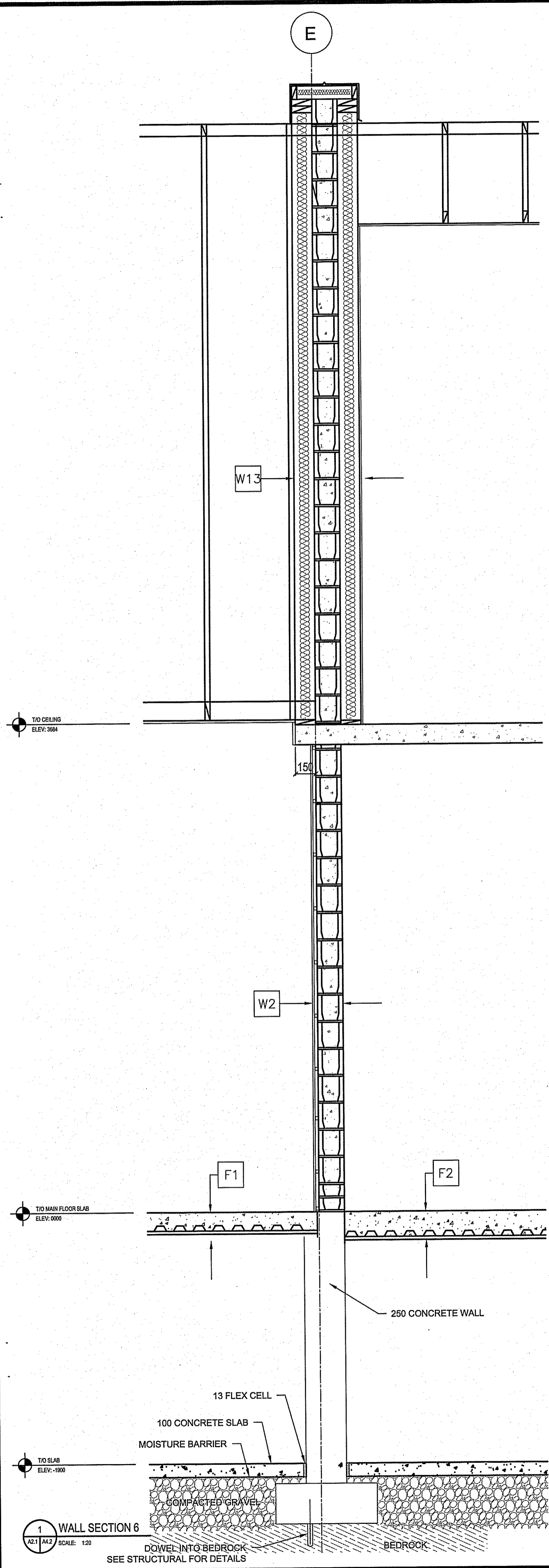
PROJECT TITLE: FACILITY BUILDING

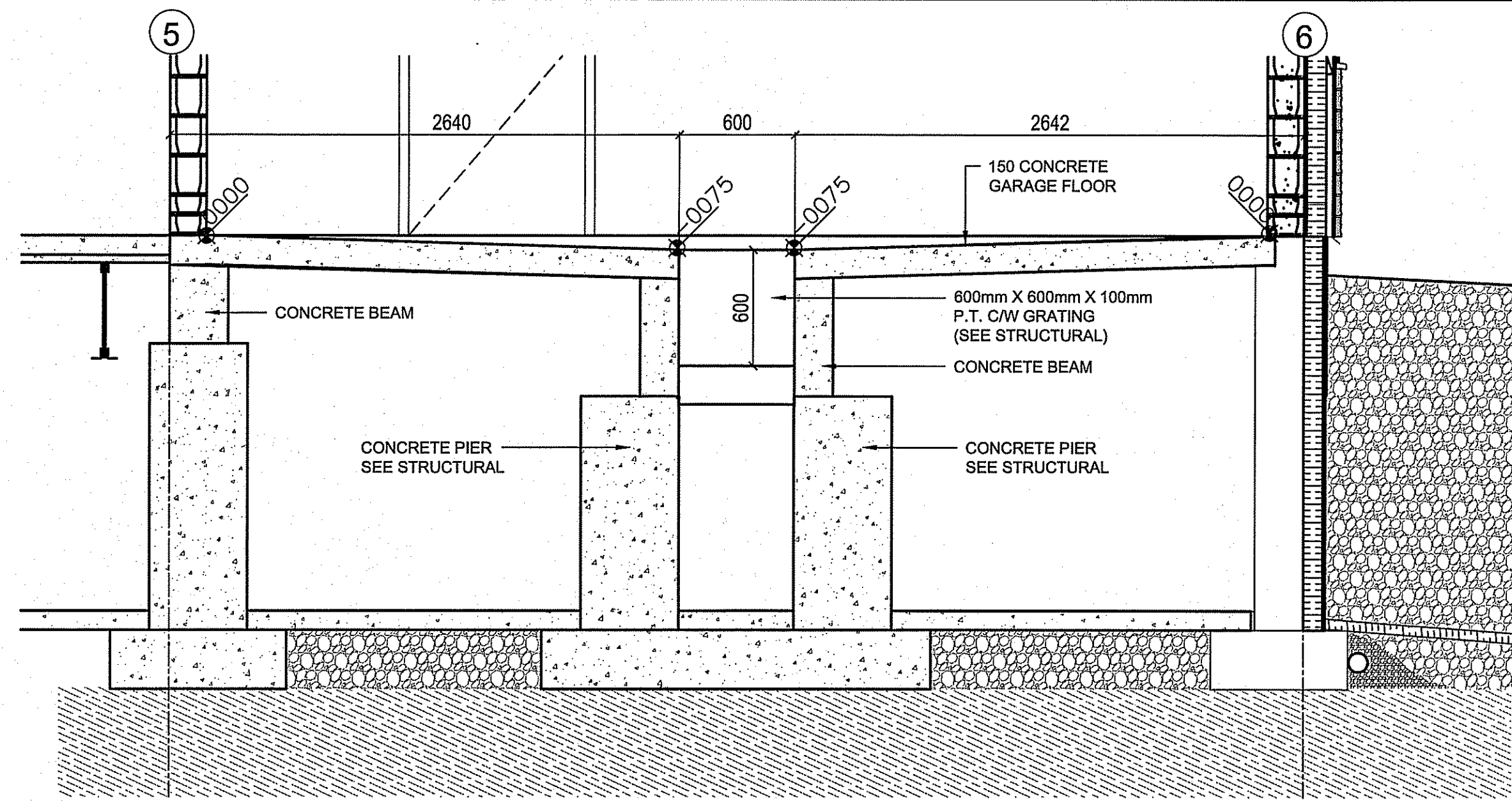
SHEET TITLE: SECTIONS

DATE (Y/M/D): 13 12 07

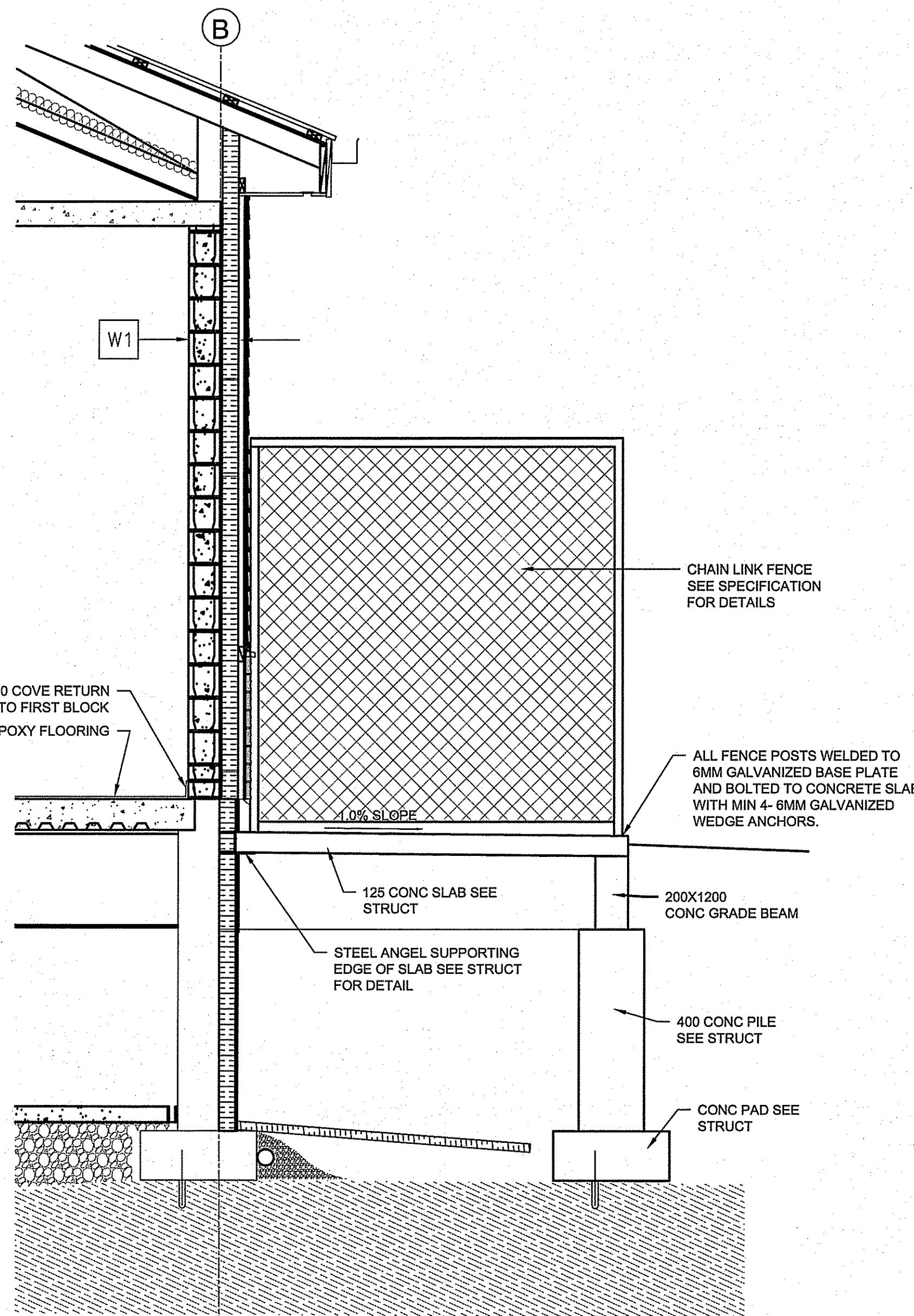
SCALE: 1:50
 LOCATION: ISLAND LAKE, MANITOBA

TENDER
A4.3
 REVISION #: 00
 JOB NO: 13-168-01-47

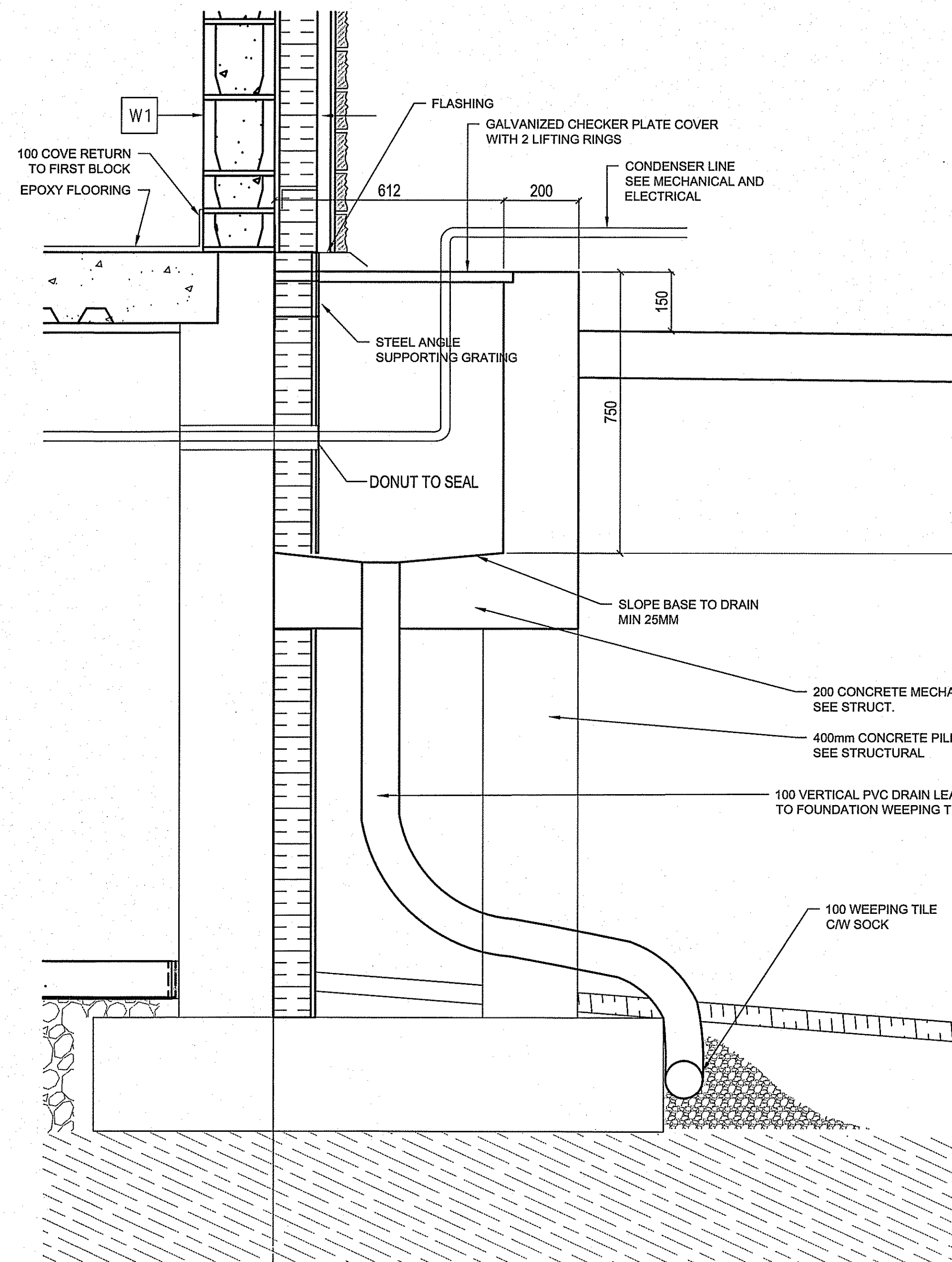




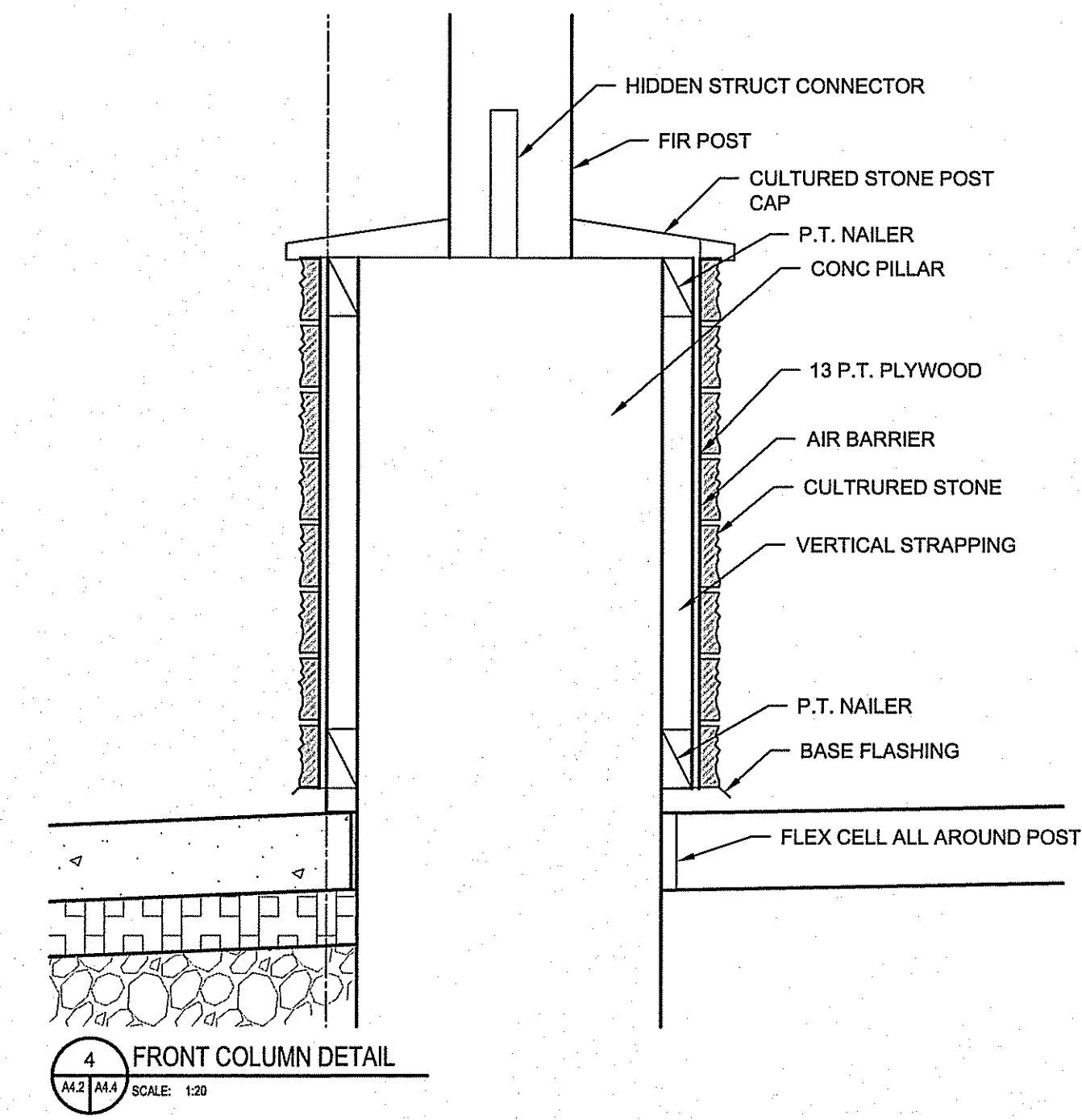
1 GARAGE HOLDING PIT DETAIL
SCALE: 1:25



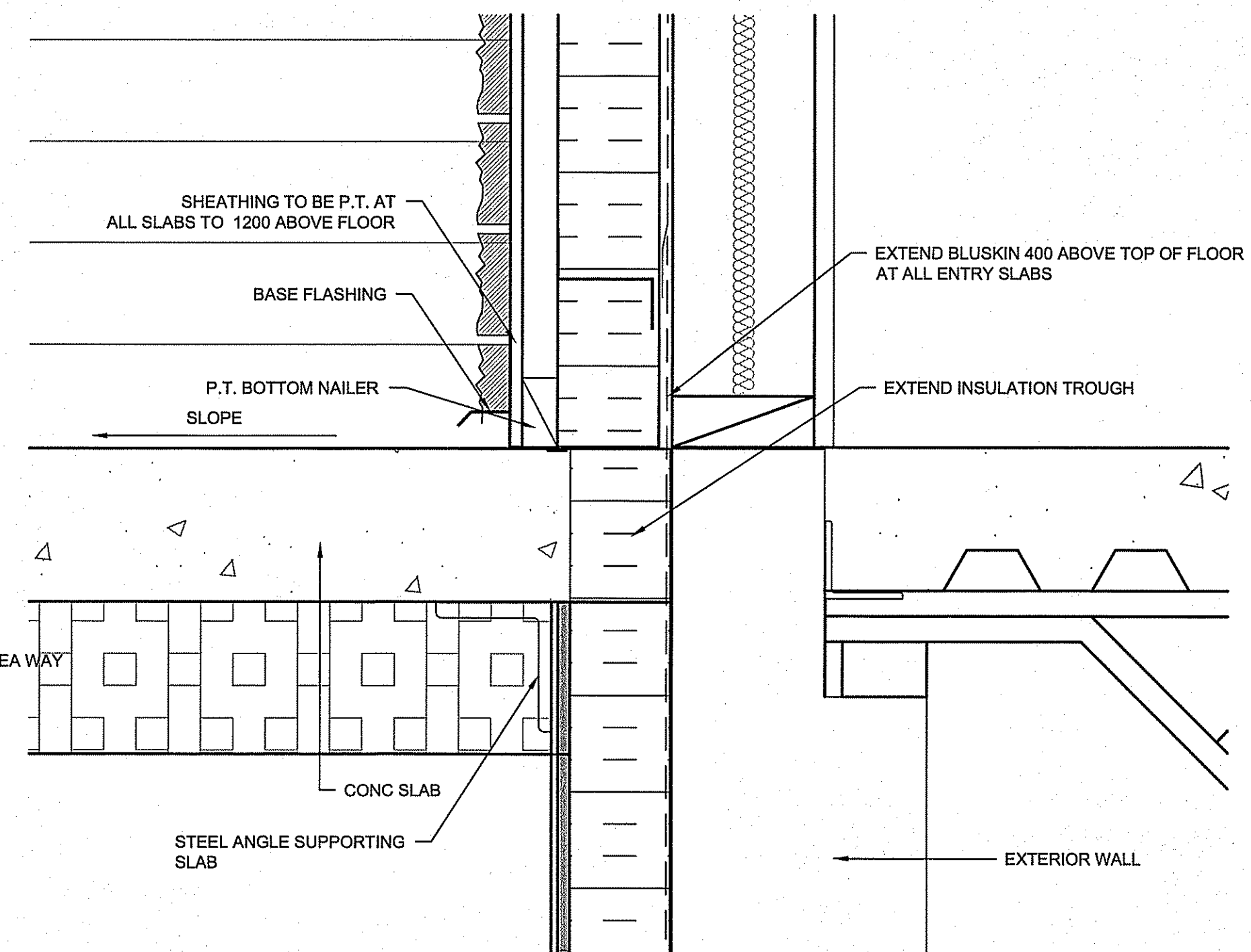
2 SECTION THROUGH MECHANICAL SUPPORT PAD
SCALE: 1:25



3 MECHANICAL SERVICE ENTRANCE
SCALE: 1:10




4 FRONT COLUMN DETAIL
SCALE: 1:20



5 TYPICAL SLAB TO WALL TRANSITION
SCALE: 1:5

THIS DRAWING MUST NOT BE SCALED.
THE GENERAL CONTRACTOR SHALL VERIFY ALL DIMENSIONS, DATINGS AND LEVELS PRIOR TO COMMENCEMENT OF WORK AND IS HELD RESPONSIBLE FOR REPORTING ANY DISCREPANCY OR OMISSION TO CANTEC SERVICES LTD. IMMEDIATELY.
THIS DRAWING IS THE EXCLUSIVE PROPERTY OF CANTEC SERVICES LTD. AND CAN BE REPRODUCED ONLY WITH THE PERMISSION OF CANTEC SERVICES LTD. IN WHICH CASE THE REPRODUCTION MUST BEAR THEREIN AS THE ENGINEERING/DRAFTING FIRM.


Neil Cooper Architect Inc.
10-395 Berry Street, Winnipeg, Manitoba R3T 1N6



ENGINEERING AND DRAFTING
1548 MAIN STREET, WINNIPEG, MANITOBA
TEL: (204) 943-7222 Fax: (204) 947-2717
http://www.cantecservices.com

ISSUED FOR TENDER 14/08/10
ISSUED FOR 80% REVIEW 14/08/10
ISSUED FOR 60% REVIEW 14/08/10
ISSUED FOR 35% REVIEW 14/08/10
REVISION

SEALED BY:

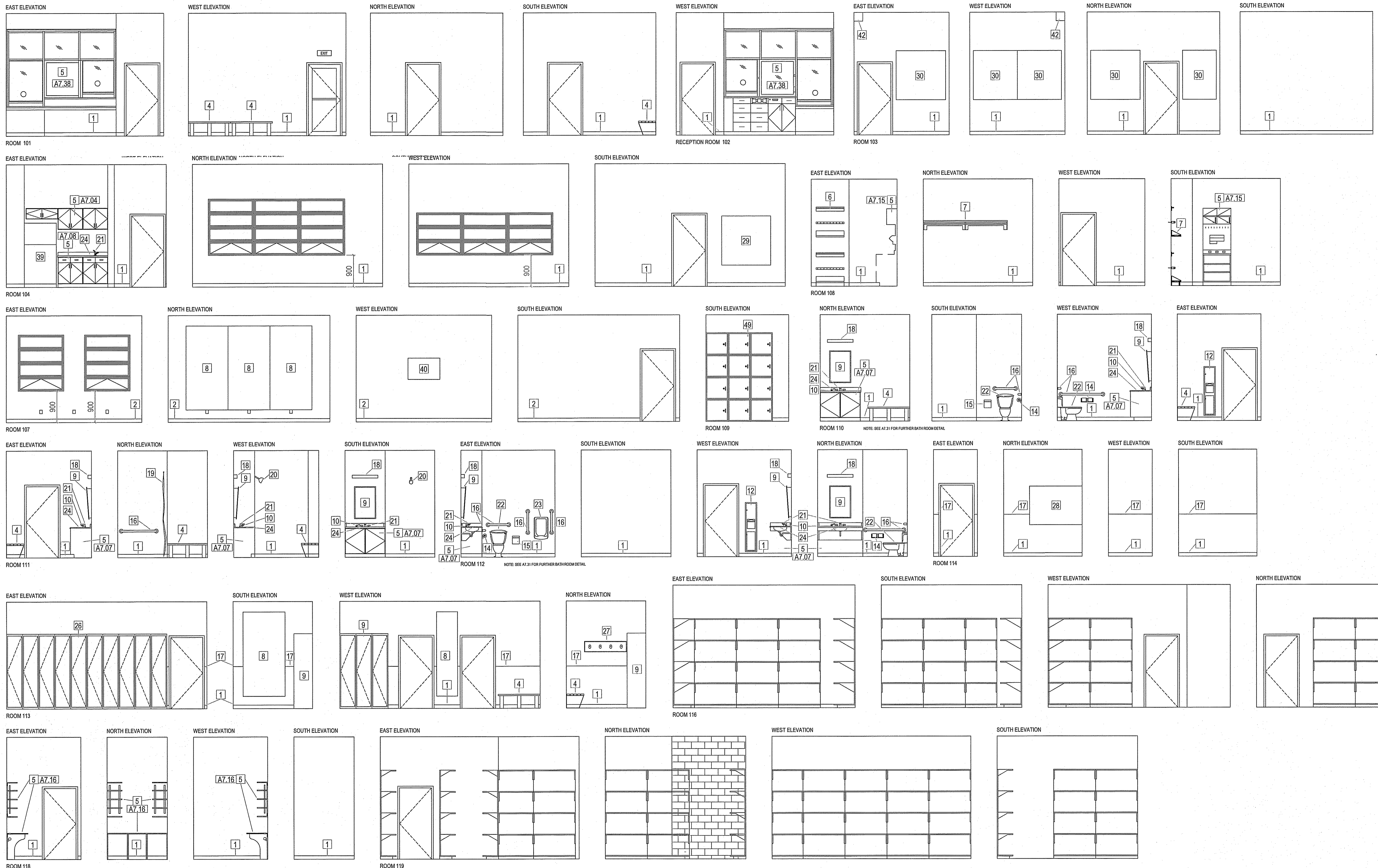


CHECKED BY: NC

DRAWN BY: RS

PROJECT TITLE: FACILITY BUILDING
SECTION TITLE: SECTIONS
DATE (Y/M/D): 13/12/07
SCALE: 1:50
LOCATION: ISLAND LAKE, MANITOBA


TENDER
A4.4
REVISION #: 00
JOB NO. 13-168-01-47



GENERAL INTERIOR ELEVATION NOTES

- | | | | | |
|---|--|---------------------------------|--|---------------------------------------|
| 1. RESILIENT COVERED BASE (100mm) | 11. WALL MOUNTED SOAP DISPENSER | 21. SINK FAUCET | 31. CELL TOILET | 41. LADDER - N.I.C. |
| 2. RUBBER BASE (100mm) | 12. COMBO TOWEL DISPENSER/DISPOSAL | 22. TOILET | 32. CELL WALL MOUNTED LIGHT FIXTURE | 42. CCTV CAMERA |
| 3. EPOXY FLOOR BASE (100mm) | 13. TOWEL DISPENSER | 23. URINAL | 33. 200mm HIGH NUMBERS ON REAR OF CELL | 43. MIXING VALVE FOR EYE WASH STATION |
| 4. BENCH - SEE DETAIL A7.21 | 14. TOILET PAPER DISPENSER | 24. SINK | 34. CELL CONCRETE BUNK - SEE DETAIL A7.27 | 44. HANDGUN LOCKER |
| 5. MILLWORK - SEE DETAIL LEGEND NOTE ON ELEVATIONS | 15. TOILET SEAT WIPKIN DISPENSER | 25. SHELVE(S) | 35. EYE WASH STATION - SEE DETAIL A7.33 | 45. ALARM BUTTON |
| 6. GUN RACK - SEE DETAIL A7.17 | 16. GRAB BAR(S) | 26. LOCKER(S) | 36. WASHROOM BACKING BOARD | 46. ELECTRONIC CARD SWIPER |
| 7. COAT ROD & SHELF - SEE DETAIL A7.19 | 17. WASHROOM WALL PROTECTION @ 1200mm A.F.F. | 27. HOOK(S) - SEE DETAIL A7.18 | 37. PRISONER SHOWER CONTROLS & MIXING VALVE - SEE MECHANICAL | 47. FIRE EXTINGUISHER COMPARTMENT |
| 8. 1200mm X 2400mm UNFRAMED MIRROR 300mm OFF FINISHED FLOOR | 18. WASHROOM WALL MOUNTED LIGHT FIXTURE | 28. WALL MOUNTED SHELVES | 38. FOLDING SEAT - SEE DETAIL 17.05 | 48. ATTIC ACCESS LADDER - SEE A6.01 |
| 9. 600mm X 900mm TILTED H.C. MIRROR | 19. SHOWER CURTAIN & ROD | 29. 1400mm X 1400mm WHITE BOARD | 39. FRIDGE - N.I.C. | 49. STORAGE LOCKERS - SEE A7.39 |
| 10. COUNTER TOP SOAP DISPENSER | 20. SHOWER HEAD | 30. SOUND PANELS #2 | 40. TV - N.I.C. | |


THIS DRAWING MUST NOT BE SCALED.
 THE GENERAL CONTRACTOR SHALL VERIFY ALL DIMENSIONS, DATUMS AND LEVELS PRIOR TO COMMENCEMENT OF WORK AND IS HELD RESPONSIBLE FOR REPORTING ANY DISCREPANCY OR OMISSION TO CAN-TIC SERVICES LTD. IMMEDIATELY.
 THIS DRAWING IS THE EXCLUSIVE PROPERTY OF CAN-TIC SERVICES LTD. AND CAN BE REPRODUCED ONLY WITH THE PERMISSION OF CAN-TIC SERVICES LTD. IN WHICH CASE THE REPRODUCTION MUST BEAR THEIR NAME AS THE ENGINEERING/DRAFTING FIRM.
<http://www.can-tic.com>



1518 MAIN STREET, WINNIPEG, MANITOBA
 Tel: (204) 643-7222 Fax: (204) 647-5717

REVISIONS
 10/09 RS
 11/21 RS
 11/21 RS
 DATE (Y/M/D) REV BY

SEALED BY:

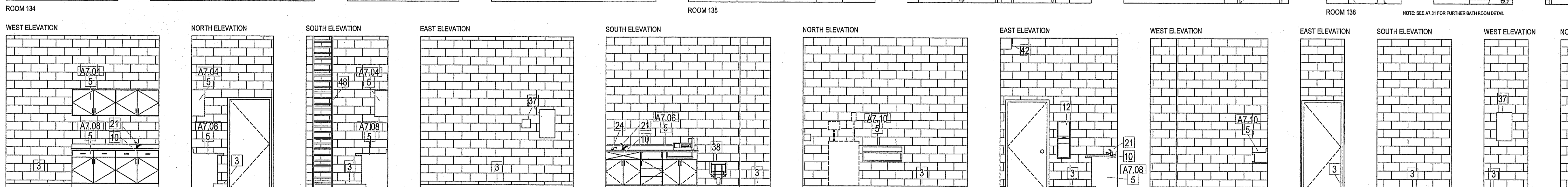
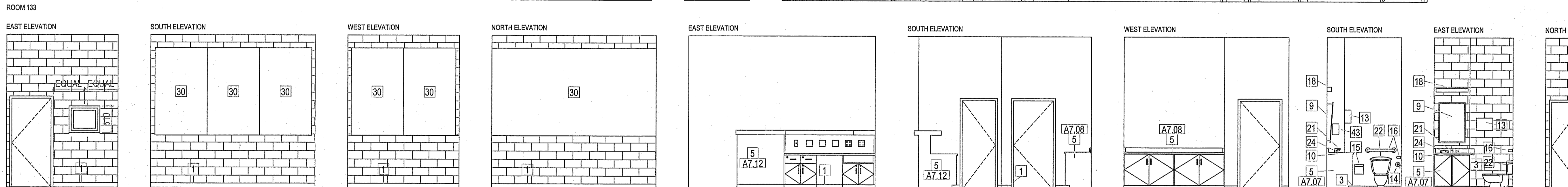
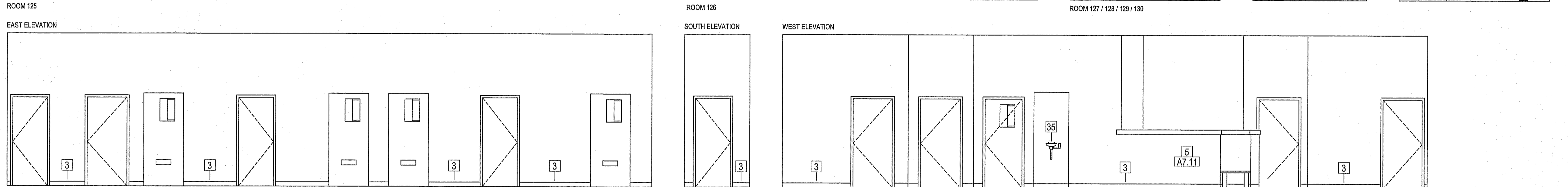
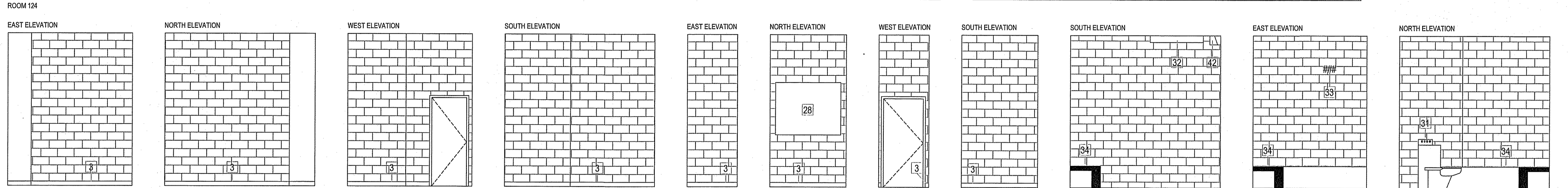
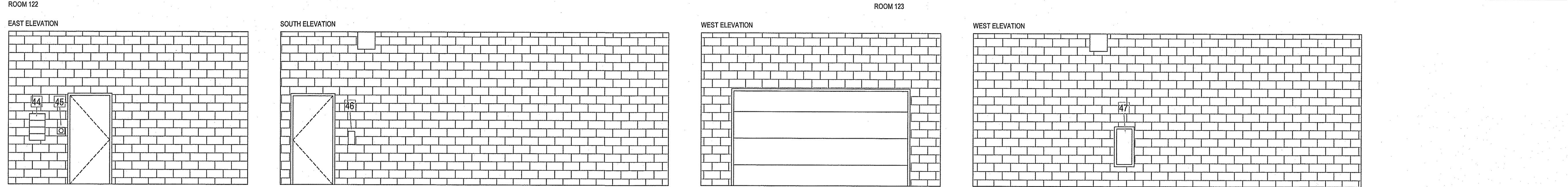
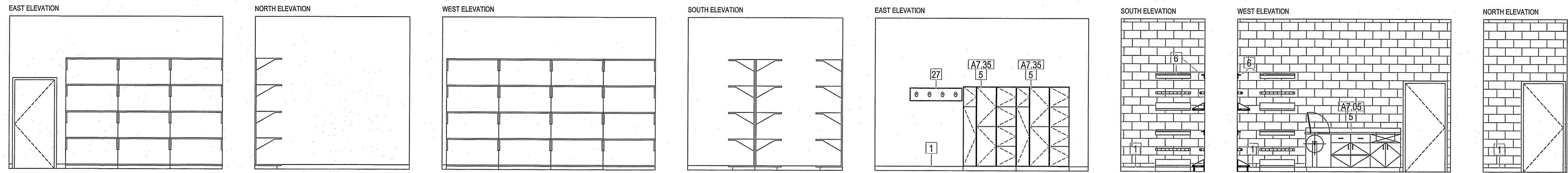


CHECKED BY: RS

PROJECT TITLE: FACILITY BUILDING
 SHEET TITLE: INTERIOR ELEVATIONS
 DRAWN BY: RS

DATE (Y/M/D): 13 12 07
 SCALE: 1:50
 LOCATION: ISLAND LAKE, MANITOBA, CANADA

A5.0
 REVISION #: C
 JOB NO.: 13-168-01-47



- GENERAL INTERIOR ELEVATION NOTES**
1. RESILIENT COVERED BASE (100mm)
 2. RUBBER BASE (100mm)
 3. EPOXY FLOOR BASE (100mm)
 4. BENCH - SEE DETAIL A7.21
 5. MILLWORK - SEE DETAIL LEGEND NOTE ON ELEVATIONS
 6. GUN RACK - SEE DETAIL A7.17
 7. COAT ROD & SHELF - SEE DETAIL A7.19
 8. 1200mm X 2400mm UNFRAMED MIRROR 300mm OFF FINISHED FLOOR
 9. 600mm X 900mm TILED H.C. MIRROR
 10. COUNTER TOP SOAP DISPENSER
 11. WALL MOUNTED SOAP DISPENSER
 12. COMBO TOWEL DISPENSER/DISPOSAL
 13. TOWEL DISPENSER
 14. TOILET PAPER DISPENSER
 15. TOILET SEAT NAPKIN DISPENSER
 16. GRAB BAR(S)
 17. WASHROOM WALL PROTECTION @ 1200mm A.F.F.
 18. WASHROOM WALL MOUNTED LIGHT FIXTURE
 19. SHOWER CURTAIN & ROD
 20. SHOWER HEAD
 21. SINK FAUCET
 22. TOILET
 23. URINAL
 24. SINK
 25. SHELVING
 26. LOCKER(S)
 27. HOOK(S) - SEE DETAIL A7.18
 28. WALL MOUNTED SHELVES
 29. 1400mm X 1400mm WHITE BOARD
 30. SOUND PANELS #2
 31. CELL TOILET
 32. CELL WALL MOUNTED LIGHT FIXTURE
 33. 200mm HIGH NUMBERS ON REAR OF CELL
 34. CELL CONCRETE BUNK - SEE DETAIL A7.27
 35. EYE WASH STATION - SEE DETAIL A7.33
 36. WASHROOM BACKING BOARD
 37. PRISONER SHOWER CONTROLS & MIXING VALVE - SEE MECHANICAL
 38. FOLDING SEAT - SEE DETAIL 17.06
 39. FRIDGE - N.I.C.
 40. TV - N.I.C.
 41. LADDER - N.I.C.
 42. CCTV CAMERA
 43. MIXING VALVE FOR EYE WASH STATION
 44. HANDGUN LOCKER
 45. ALARM BUTTON
 46. ELECTRONIC CARD SWIPER
 47. FIRE EXTINGUISHER COMPARTMENT
 48. ATTIC ACCESS LADDER - SEE A6.01
 49. STORAGE LOCKERS - SEE A7.39

THIS DRAWING MUST NOT BE SCALED.
 THE GENERAL CONTRACTOR SHALL VERIFY ALL DIMENSIONS, DATINGS AND LEVELS PRIOR TO COMMENCEMENT OF WORK AND IS HELD RESPONSIBLE FOR REPORTING ANY DISCREPANCY OR OMISSION TO CAN-TEC SERVICES LTD. IMMEDIATELY.
 THIS DRAWING IS THE EXCLUSIVE PROPERTY OF CAN-TEC SERVICES LTD. AND CAN BE REPRODUCED ONLY WITH THE PERMISSION OF CAN-TEC SERVICES LTD. IN WHICH CASE THE REPRODUCTION MUST BEAR THEIR NAME AS THE ENGINEERING/DRAFTING FIRM.
 http://www.can-tec.com

ENGINEERING AND DRAFTING
 1845 MAIN STREET, WINNIPEG, MANITOBA
 TEL: (204) 945-2222 FAX: (204) 945-2177
 http://www.can-tec.com

ISSUED FOR 90% REVIEW 11/09
 ISSUED FOR 80% REVIEW 11/08
 ISSUED FOR 30% REVIEW 11/07
 REVISION

SEALED BY:

PROJECT TITLE: **FACILITY BUILDING**
 SHEET TITLE: **INTERIOR ELEVATIONS**
 DATE (Y/M/D): 13/12/07
 LOCATION: ISLAND LAKE, MANITOBA, CANADA

CREATED BY: RS
 DRAWN BY: RS
 SCALE: 1:50

REVISION #: **A5.1**
 JOB NO.: 13-168-01-47


THIS DRAWING MUST NOT BE SCALED.
 THE GENERAL CONTRACTOR SHALL VERIFY ALL DIMENSIONS, DATUMS AND LEVELS PRIOR TO COMMENCEMENT OF WORK AND IS HELD RESPONSIBLE FOR REPORTING ANY DISCREPANCY OR OMISSION TO CAN-TEC SERVICES LTD. IMMEDIATELY.
 THIS DRAWING IS THE EXCLUSIVE PROPERTY OF CAN-TEC SERVICES LTD. AND CAN BE REPRODUCED ONLY WITH THE PERMISSION OF CAN-TEC SERVICES LTD. IN WHICH CASE THE REPRODUCTION MUST BEAR THEIR NAME AS THE ENGINEERING/DRAFTING FIRM.
 http://www.can-teservices.com

Neil Cooper Architect Inc.
 10-395 Barry Street, Winnipeg, Manitoba R3J 1N6

can tec

ENGINEERING AND DRAFTING
 108 MAIN STREET, WINNIPEG, MANITOBA
 TEL: (204) 945-2222 FAX: (204) 945-5717
 http://www.can-teservices.com

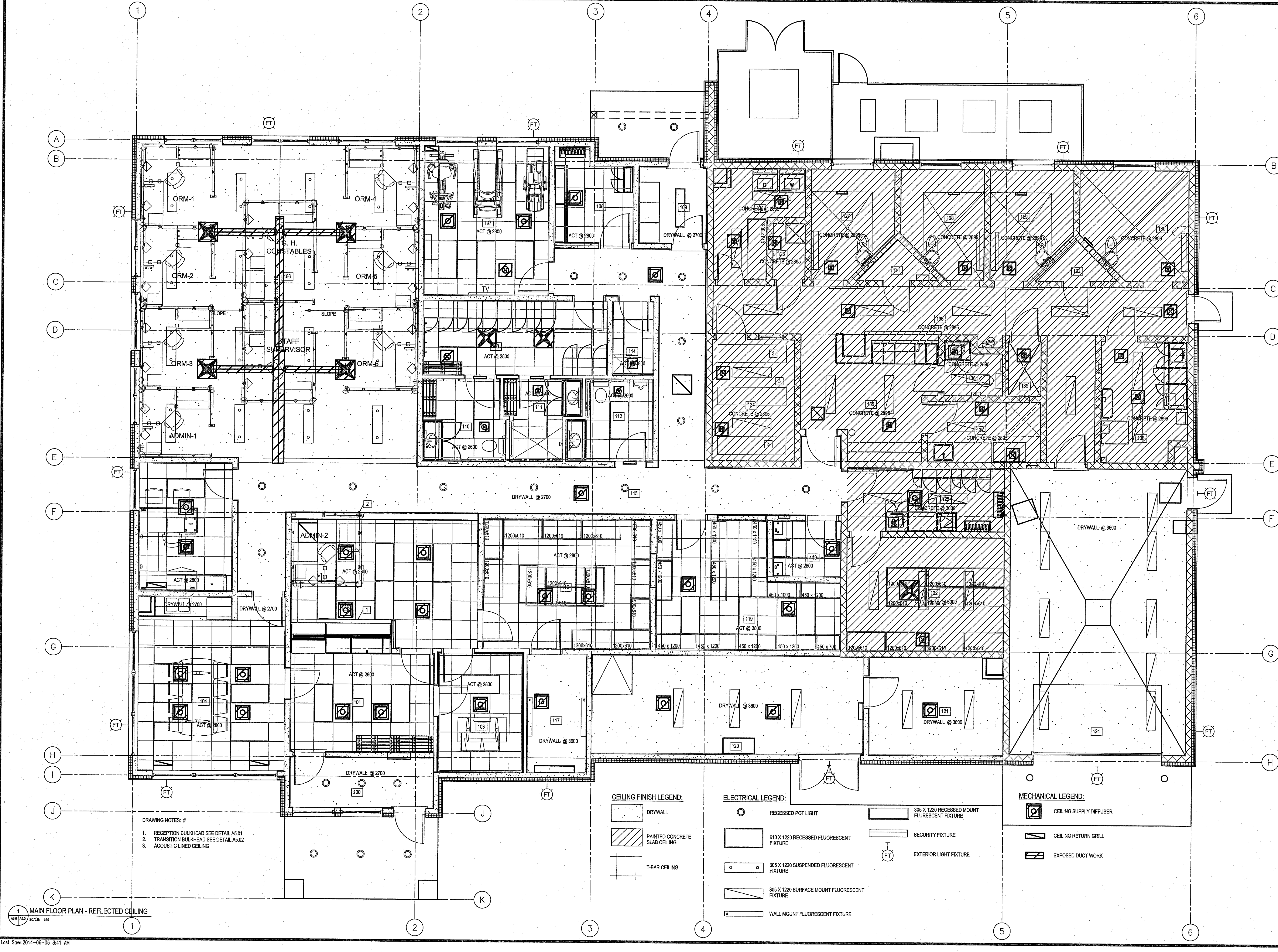
REV	DATE (Y/M/D)	BY	REASON
01	14/06/10	RS	ISSUED FOR TENDER
02	14/06/10	RS	ISSUED FOR 90% REVIEW
03	14/06/10	RS	ISSUED FOR 60% REVIEW
04	14/06/10	RS	ISSUED FOR 30% REVIEW



FACILITY BUILDING
MAIN FLOOR PLAN - REFLECTED CEILING PLAN

PROJECT TITLE: FACILITY BUILDING
 SHEET TITLE: MAIN FLOOR PLAN - REFLECTED CEILING PLAN
 DATE (Y/M/D): 13/12/07
 LOCATION: ISLAND LAKE, MANITOBA
 DRAWN BY: RS
 CHECKED BY: NC
 SCALE: AS NOTED

TENDER
A6.0
 REVISION #: 00
 JOB NO. 13-168-01-47



- DRAWING NOTES: #
- RECEPTION BULKHEAD SEE DETAIL A5.01
 - TRANSITION BULKHEAD SEE DETAIL A5.02
 - ACOUSTIC LINED CEILING

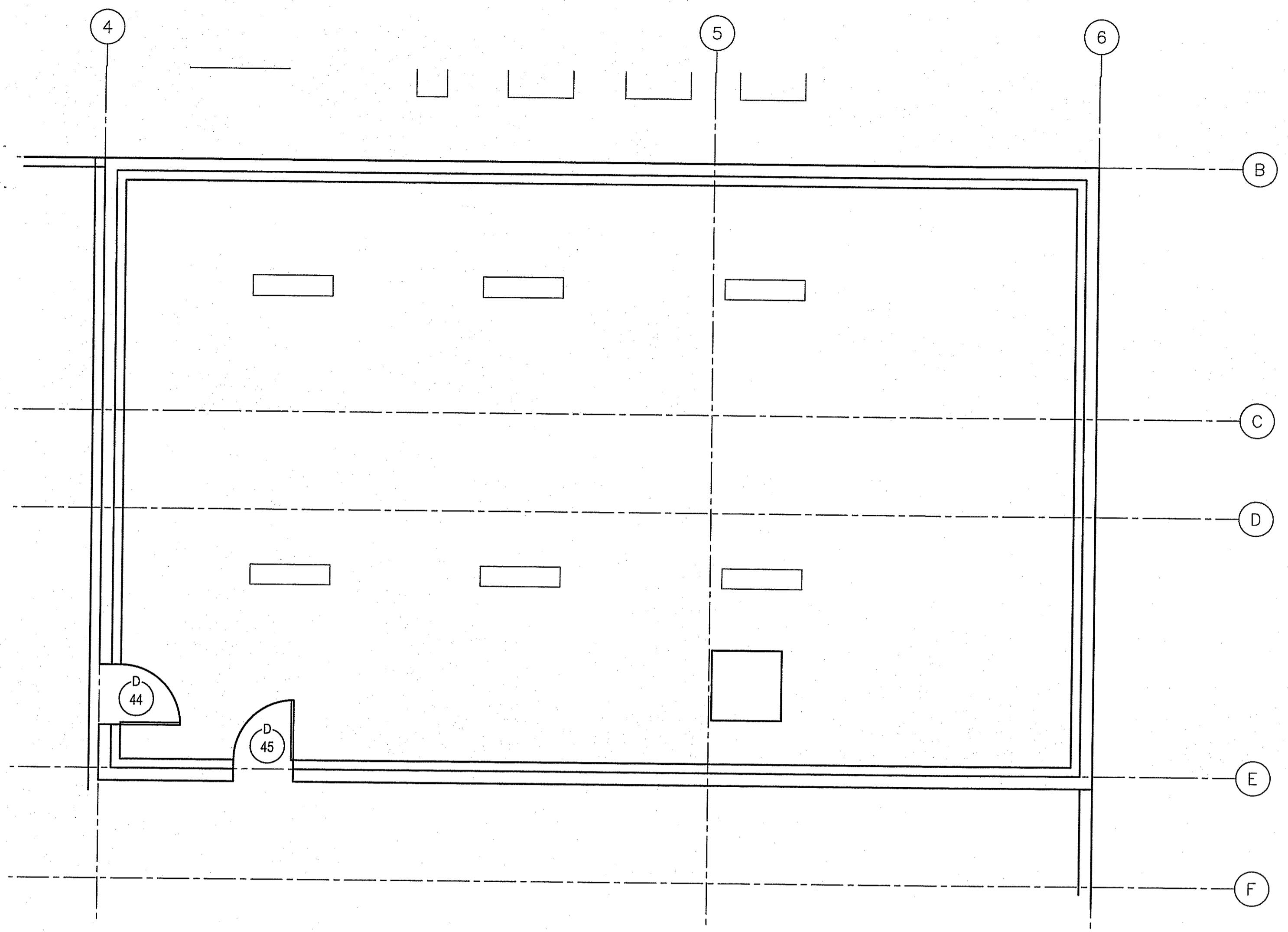
- CEILING FINISH LEGEND:**
- DRYWALL
 - ▨ PAINTED CONCRETE SLAB CEILING
 - ▧ T-BAR CEILING

- ELECTRICAL LEGEND:**
- RECESSED POT LIGHT
 - 610 X 1220 RECESSED FLUORESCENT FIXTURE
 - 305 X 1220 SUSPENDED FLUORESCENT FIXTURE
 - 305 X 1220 SURFACE MOUNT FLUORESCENT FIXTURE
 - WALL MOUNT FLUORESCENT FIXTURE
 - 305 X 1220 RECESSED MOUNT FLUORESCENT FIXTURE
 - SECURITY FIXTURE
 - FT EXTERIOR LIGHT FIXTURE

- MECHANICAL LEGEND:**
- CEILING SUPPLY DIFFUSER
 - CEILING RETURN GRILL
 - EXPOSED DUCT WORK

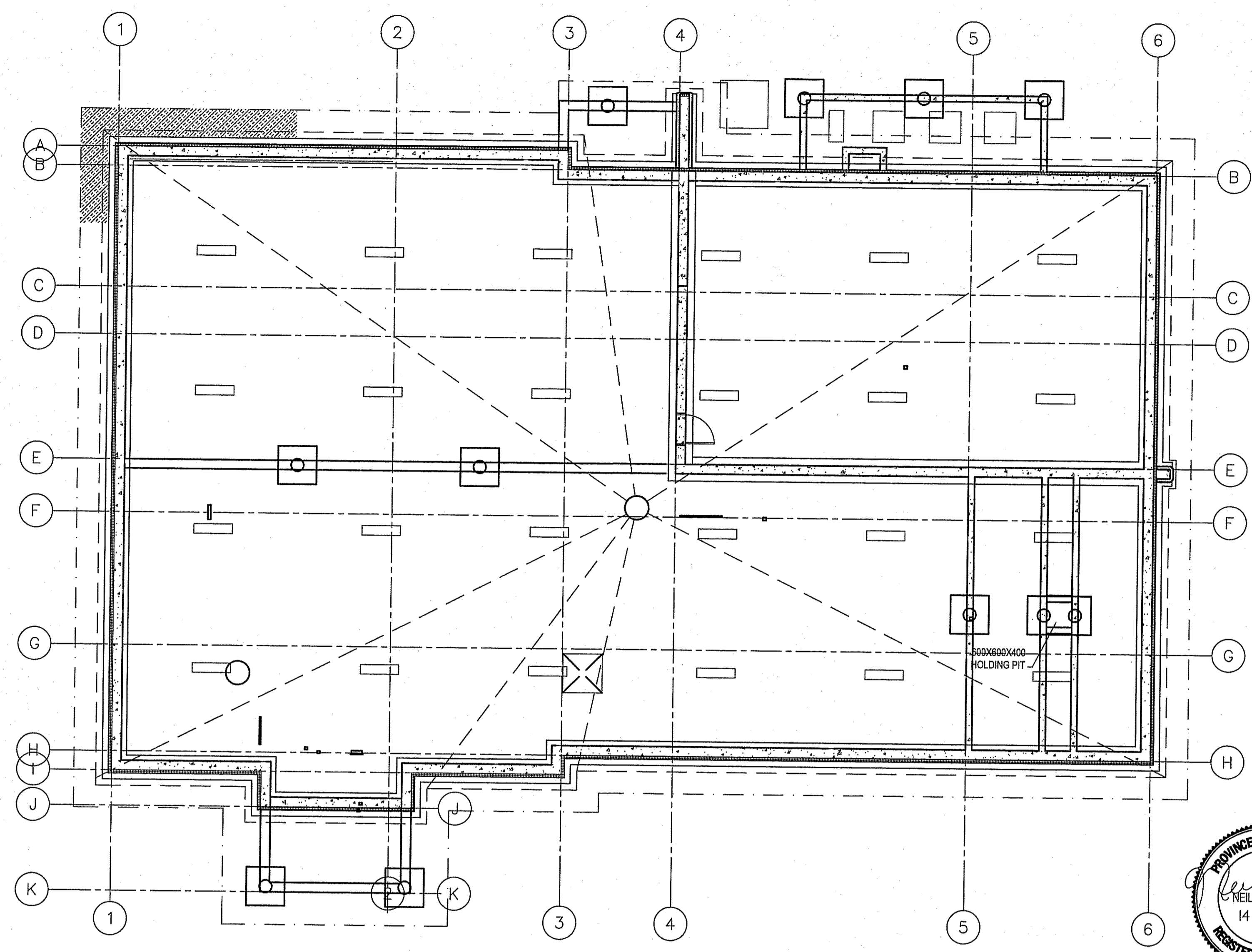
1 MAIN FLOOR PLAN - REFLECTED CEILING
 A6.0 A6.0 SCALE: 1/8" = 1'-0"

THIS DRAWING MUST NOT BE SCALED.
 THE GENERAL CONTRACTOR SHALL VERIFY ALL DIMENSIONS, DATINGS AND LEVELS PRIOR TO COMMENCEMENT OF WORK AND IS HELD RESPONSIBLE FOR REPORTING ANY DISCREPANCY OR OMISSION TO CAN-TEC SERVICES LTD. IMMEDIATELY.
 THIS DRAWING IS THE EXCLUSIVE PROPERTY OF CAN-TEC SERVICES LTD. AND CAN BE REPRODUCED ONLY WITH THE PERMISSION OF CAN-TEC SERVICES LTD. IN WHICH CASE THE REPRODUCTION MUST BEAR THEIR NAME AS THE ENGINEERING/DRAFTING FIRM.




1 MECHANICAL ROOM
 A6.1 A6.1 SCALE: 1/50

- CEILING FINISH LEGEND:**
- DRYWALL
 - UNFINISHED CEILING
- ELECTRICAL LEGEND:**
- SURFACE MOUNT FLUORESCENT FIXTURE 300 X 1220




2 CRAWL SPACE REFLECTED CEILING
 A6.1 A6.1 SCALE: 1/100

Neil Cooper Architect Inc.
 10-395 Berry Street, Winnipeg, Manitoba R3J 1N6



REV. #	REVISION	DATE (YY/MM/DD)	BY
B	ISSUED FOR TENDER	14/06/10	RS
C	ISSUED FOR 10% REVIEW	14/06/10	RS
A	ISSUED FOR 30% REVIEW	14/06/10	RS
A	ISSUED FOR 35% REVIEW	14/06/10	RS



SEAL BY: _____

PROJECT TITLE: FACILITY BUILDING

SHEET TITLE: REFLECTED CEILING PL-CRAWL SPACE & MECHANICAL ROOM

DATE (YY/MM/DD): 13/12/07

SCALE: AS NOTED

DRAWN BY: RS

CHECKED BY: NC

LOCATION: ISLAND LAKE, MANITOBA

TENDER

A6.1

REVISION #: 00

JOB NO. 13-168-01-47

WALL SCHEDULE:

- W1 EXTERIOR WALL ENGINEERED SIDING AIR BARRIER 12mm SPRUCE PLYWOOD 38mm X 89mm #2 SPRUCE STRAPPING @ 400mm O/C 100mm RIGID INSULATION TYPE 4 16 GA. THERMALLY BROKEN Z-GIRTS @ 400mm O/C CW 2 #10 X 64mm LG SCREWS INTO EACH STUD TORCH ON A/B 190mm CMU
W2 INTERIOR WALL - 2 HOUR FIRE WALL 150mm CMU 25mm FURRING CHANNEL 13mm DRYWALL
W3 INTERIOR WALL - 2 HOUR RATED - STC 50 190mm CMU
W4 EXTERIOR WALL ENGINEERED SIDING AIR BARRIER 12mm SPRUCE PLYWOOD 38mm X 89mm #2 SPRUCE STRAPPING @ 400mm O/C 100mm RIGID INSULATION TYPE 4 16 GA. THERMALLY BROKEN Z-GIRTS @ 400mm O/C CW 2 #10 X 64mm LG SCREWS INTO EACH STUD 12mm SPRUCE PLYWOOD 38mm X 140mm #2 SPRUCE STUDS @ 400mm O/C R-20 BATT INSULATION 6 MIL AVB 12mm DRYWALL FINISH PAINT
W5 INTERIOR WALL - STC 51 16mm DRYWALL 150mm STEEL STUDS @ 400mm O/C SOUND BATT INSULATION 16mm DRYWALL OR 16mm MOISTURE RESISTENT DRYWALL ON BATHROOM SIDE
W6 INTERIOR WALL - 1 HOUR RATED - Sba - STC 50 16mm FIRE GUARD DRYWALL 150mm STEEL STUDS @ 400mm O/C SOUND BATT INSULATION 2 LAYERS - 16mm FIRE GUARD DRYWALL
W7 INTERIOR WALL STC 50 RATED - 1 HOUR RATED 16mm FIRE GUARD DRYWALL 92mm STEEL STUDS @ 400mm O/C SOUND BATT INSULATION 3 LAYERS - 13mm FIRE GUARD DRYWALL
W8 INTERIOR WALL - 2 HOUR FIRE WALL 190mm CMU
W9 INTERIOR WALL 16mm DRYWALL 150mm STEEL STUDS @ 400mm O/C SOUND BATT INSULATION 13mm X 13mm STEEL MESH 16mm DRYWALL
W10 EXTERIOR WALL ENGINEERED SIDING AIR BARRIER 12mm SPRUCE PLYWOOD 100mm RIGID INSULATION TYPE 4 16 GA. THERMALLY BROKEN Z-GIRTS @ 400mm O/C CW 2 #10 X 64mm LG SCREWS INTO EACH STUD 12mm SPRUCE PLYWOOD 14 GA. HOT ROLLED SHEET STEEL WELDED TO STUDS @ 400mm O/C VERTICAL & 300mm O/C HORZ. 38mm X 140mm #2 SPRUCE STUDS @ 400mm O/C 6 MIL AVB 13mm X 13mm STEEL MESH 13mm DRYWALL FINISH PAINT
W11 EXTERIOR WALL - FOUNDATION 13mm CONCRETE BOARD 100mm RIGID INSULATION TYPE 4 BITUTHANE 3000 300mm REINFORCED CONCRETE WALL
W12 CONCRETE FOUNDATION - FIREWALL 300mm REINFORCED CONCRETE WALL
W13 INTERIOR WALL - 2 FIRE WALL 12mm TYPE X DRYWALL 6 MIL AVB 152mm STEEL STUDS @ 400mm O/C R-40 BATT INSULATION 190mm CMU BEARING WALL R-40 BATT INSULATION 152mm STEEL STUDS @ 400mm O/C 12mm TYPE X DRYWALL
W14 INTERIOR WALL 16mm MOISTURE RESISTANT DRYWALL 92mm STEEL STUDS @ 400mm O/C SOUND BATT INSULATION 16mm MOISTURE RESISTANT DRYWALL
W15 INTERIOR WALL 16mm MOISTURE RESISTANT DRYWALL 92mm STEEL STUDS @ 400mm O/C SOUND BATT INSULATION 16mm MOISTURE RESISTANT DRYWALL
W16 EXTERIOR WALL ENGINEERED SIDING AIR BARRIER 12mm SPRUCE PLYWOOD 38mm X 89mm #2 SPRUCE STRAPPING @ 400mm O/C 100mm RIGID INSULATION TYPE 4 16 GA. THERMALLY BROKEN Z-GIRTS @ 400mm O/C CW 2 #10 X 64mm LG SCREWS INTO EACH STUD 12mm SPRUCE PLYWOOD 38mm X 140mm #2 SPRUCE STUDS @ 400mm O/C R-20 BATT INSULATION 6 MIL AVB 3 LAYERS - 16mm DRYWALL FINISH PAINT

ROOF STRUCTURE

- R1 ROOF - 45 MIN RATED STANDING SEAM STEEL ROOF ICE AND WATER SHIELD 13mm PLYWOOD SHEATHING ENGINEERED ROOF TRUSSES R-60 BATT INSULATION 16mm FIRE GUARD DRYWALL SEE SHEET A8.0 FOR FINAL CEILING FINISH AND CEILING HEIGHT
R2 ROOF - 45 MIN RATED STANDING SEAM STEEL ROOF ICE AND WATER SHIELD 13mm PLYWOOD SHEATHING ENGINEERED ROOF TRUSSES R-60 BATT INSULATION 16mm FIRE GUARD DRYWALL 150mm CAST IN PLACE CONCRETE
R3 ROOF - 45 MIN RATED STANDING SEAM STEEL ROOF ICE AND WATER SHIELD 13mm PLYWOOD SHEATHING ENGINEERED ROOF TRUSSES R-60 BATT INSULATION 16mm FIRE GUARD DRYWALL 25mm RESILIENT CHANNELS @ 400mm O/C SOUND BATT INSULATION 2 LAYERS - 13mm DRYWALL
R4 ROOF - ENTRY STANDING SEAM STEEL ROOF ICE AND WATER SHIELD 13mm PLYWOOD SHEATHING ENGINEERED ROOF TRUSSES STEEL SOFFIT


FLOOR STRUCTURE

- F1 MAIN FLOOR 100mm CONCRETE TOPPING 38mm COMPOSITE STEEL FLOOR DECKING OPEN WEB STEEL JOISTS (SEE STRUCTURAL)
F2 MAIN FLOOR 150mm CONCRETE TOPPING 38mm COMPOSITE STEEL FLOOR DECKING STEEL BEAM (SEE STRUCTURAL)
F3 GARAGE FLOOR 150mm STRUCTURAL CONCRETE FLOOR (SEE STRUCTURAL)
F4 CRAWL SPACE FLOOR 100mm CONCRETE FLOOR MOISTURE BARRIER 150mm GRANULAR FILL MIN.


DOOR SCHEDULE table with columns: ROOM #, MARK, SIZE, DOOR TYPE, DOOR ELEV., DOOR CORE, ACCOUSTIC, DOOR FINISH, DOOR COLOR, DOOR GAUGE, FRAME MATERIAL, FRAME TYPE, FRAME FINISH, FRAME COLOR, FRAME GAUGE, HARDWARE, ANSI FUNCTION, RATING, REMARKS

ROOM SCHEDULE table with columns: ROOM #, ROOM NAME, FLOOR, WALLS (NORTH, EAST, SOUTH, WEST), CEILING, REMARKS

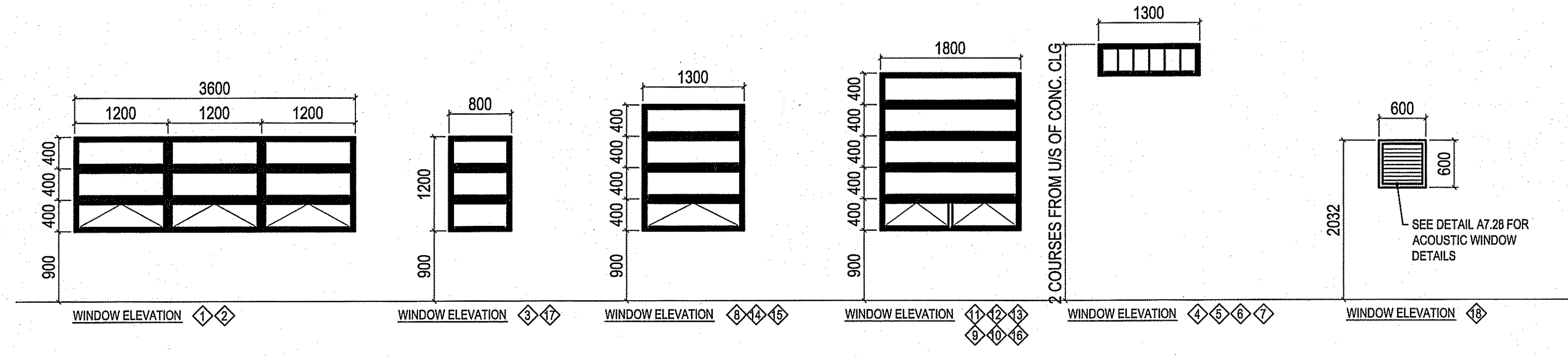
THIS DRAWING MUST NOT BE SCALED. THE GENERAL CONTRACTOR SHALL VERIFY ALL DIMENSIONS, DATUMS AND LEVELS PRIOR TO COMMENCEMENT OF WORK AND BE FULLY RESPONSIBLE FOR REPORTING ANY DISCREPANCY OR OMISSION TO CAN-TIC SERVICES LTD. IMMEDIATELY.



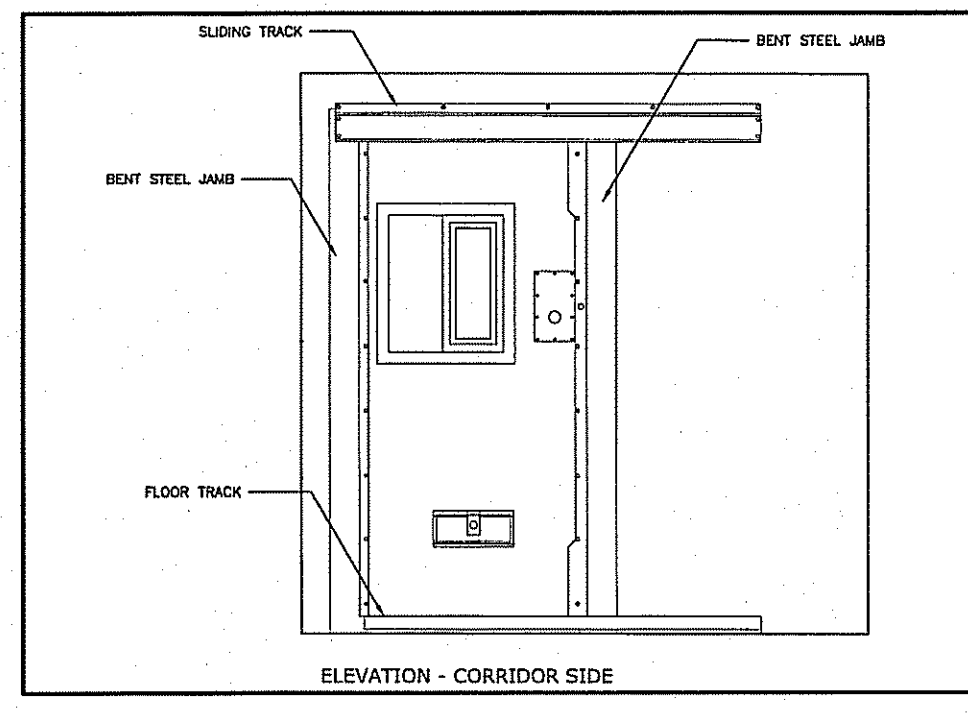
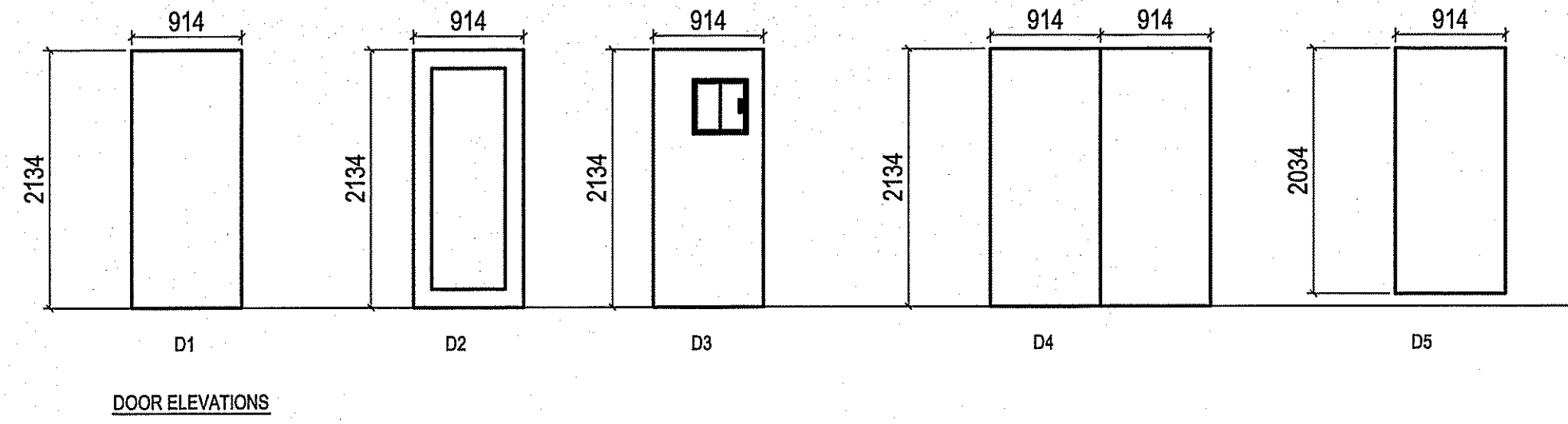
ISSUED FOR TENDER 14/08/18
ISSUED FOR Bidding REVIEW 14/08/18
ISSUED FOR 50% REVIEW 14/08/18
DATE (YYYYMMDD) REV #



PROJECT TITLE: FACILITY BUILDING
SCHEDULES
DATE (YYYYMMDD): 13 12 07
SCALE: AS NOTED
LOCATION: ISLAND LAKE, MANITOBA
REVISION #: 00
JOB NO.: 13-168-01-47



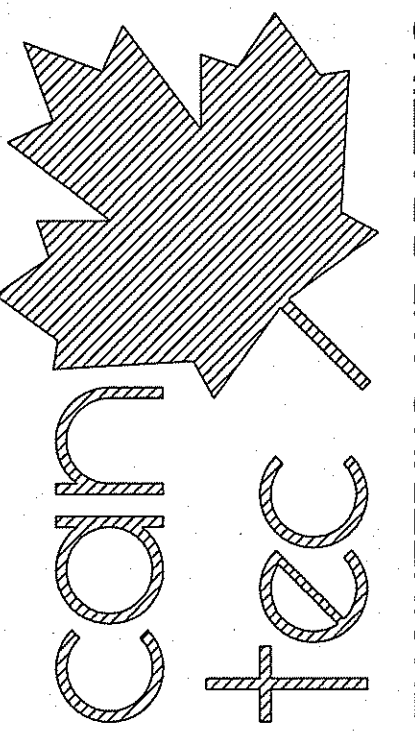
- WINDOW NOTES:
1. ALL WINDOWS TO BE TRI PANE
 2. ALL OPENING WINDOWS TO BE RESTRICTED TO 150MM OPENING MAX



TYPICAL CELL DOOR


THIS DRAWING MUST NOT BE SCALED.
 THE GENERAL CONTRACTOR SHALL VERIFY ALL DIMENSIONS, DATUMS AND LEVELS PRIOR TO COMMENCEMENT OF WORK AND IS HELD RESPONSIBLE FOR REPORTING ANY DISCREPANCY OR OMISSION TO CAN-TEC SERVICES LTD. IMMEDIATELY.
 THIS DRAWING IS THE EXCLUSIVE PROPERTY OF CAN-TEC SERVICES LTD. AND CAN BE REPRODUCED ONLY WITH THE PERMISSION OF CAN-TEC SERVICES LTD. IN WHICH CASE THE REPRODUCTION MUST BEAR THEIR NAME AS THE ENGINEER/DRAWING FILE.

Neil Cooper Architect Inc.
 10-395 Berry Street, Winnipeg, Manitoba R3J 1N6



ENGINEERING AND DRAFTING
 1948 MAIN STREET, WINNIPEG, MANITOBA THE (204) 943-7222 Fax: (204) 943-5717
<http://www.can-tec.ca>

REV #	REVISION	DATE (Y/M/D)	REV BY
01	ISSUED FOR TENDER	14/06/10	RS
02	ISSUED FOR 80% REVIEW	14/08/09	RS
03	ISSUED FOR 33% REVIEW	03/12/10	RS



PROJECT TITLE
FACILITY BUILDING

SHEET TITLE
SCHEDULES - WINDOWS

DATE (Y/M/D)
 13/12/07

LOCATION
 ISLAND LAKE, MANITOBA

DRAWN BY
 RS

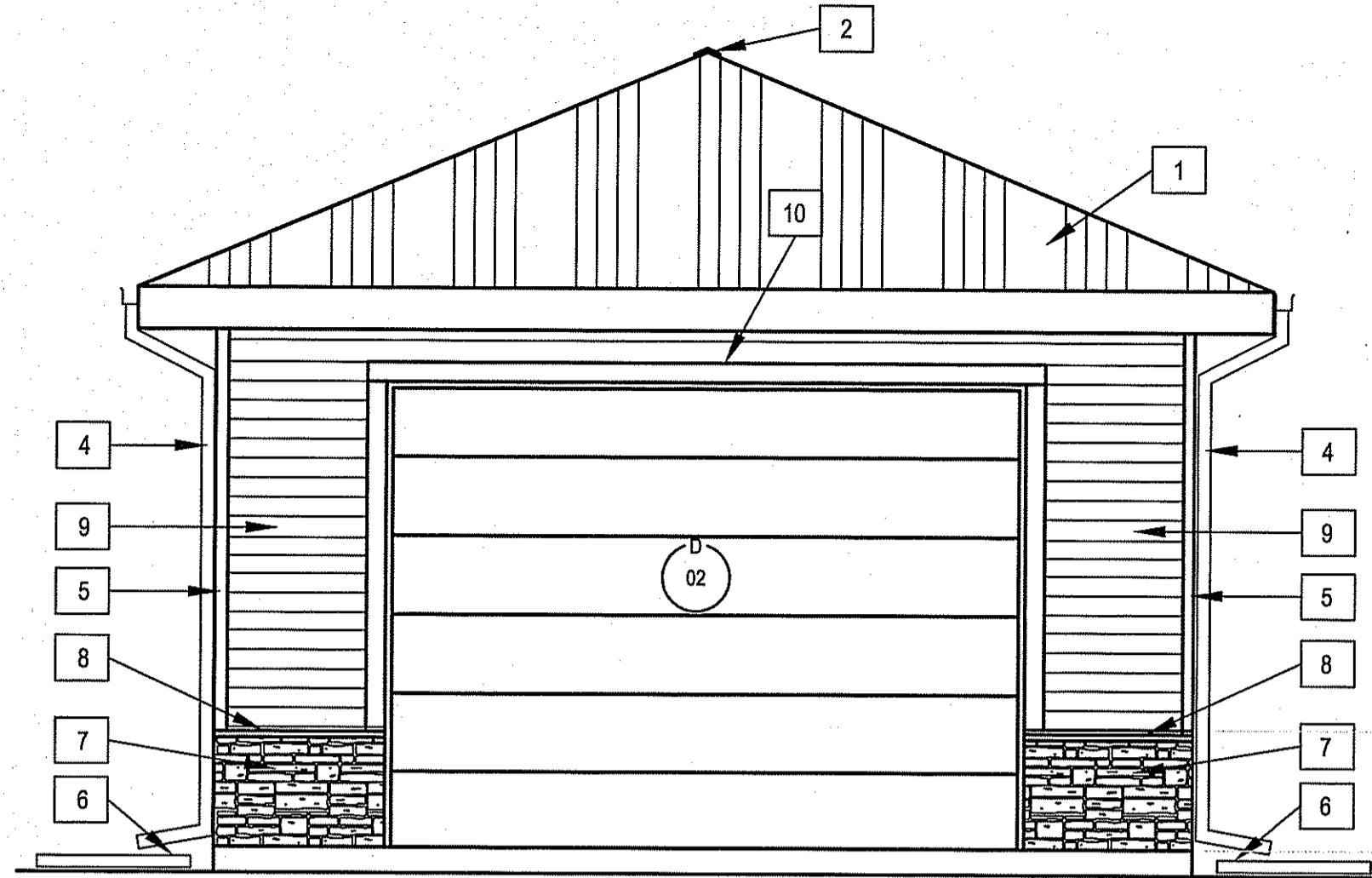
CHECKED BY
 NC

SCALE
 1:50

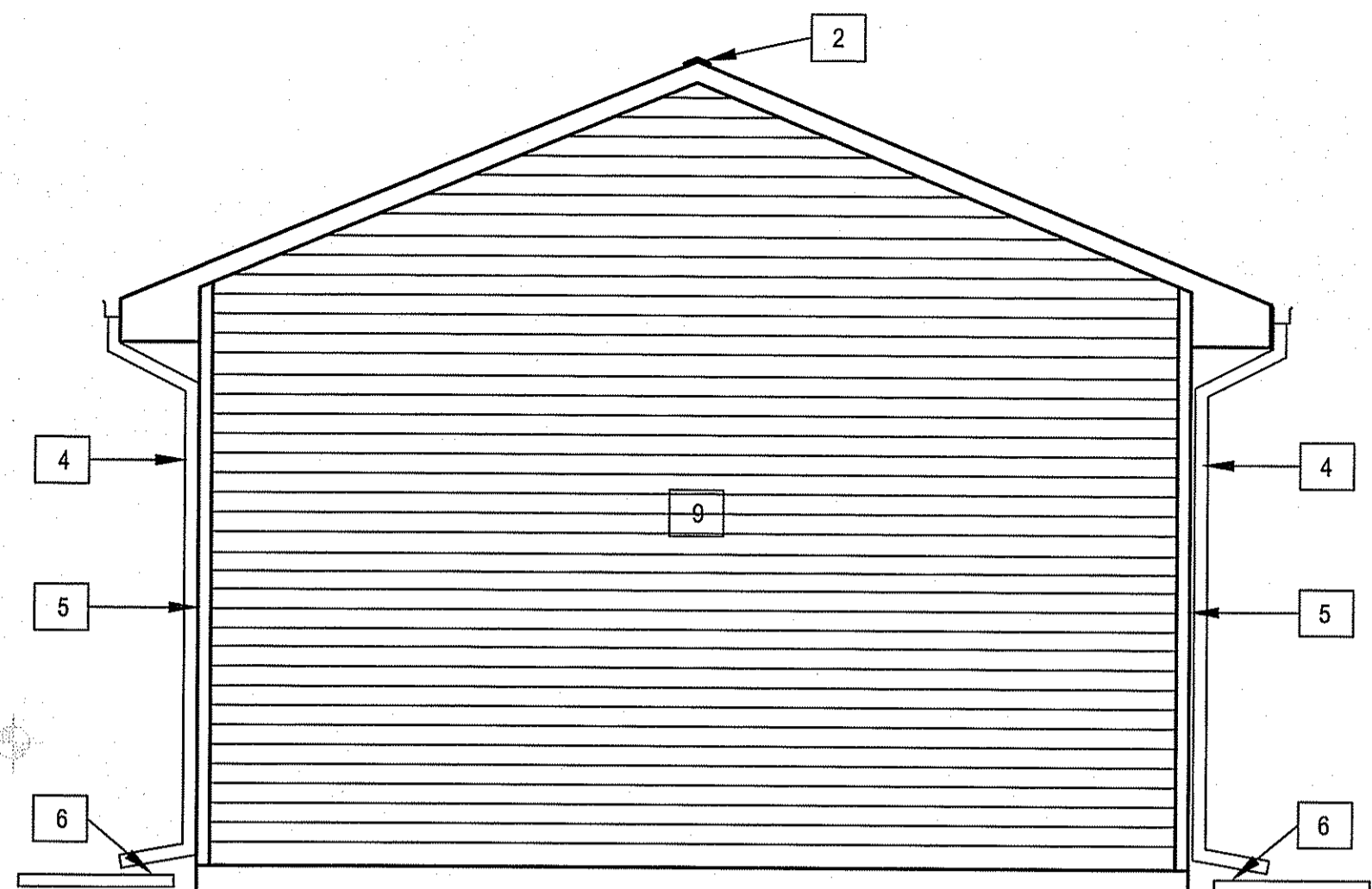
TENDER
A8.1

REVISION # 00

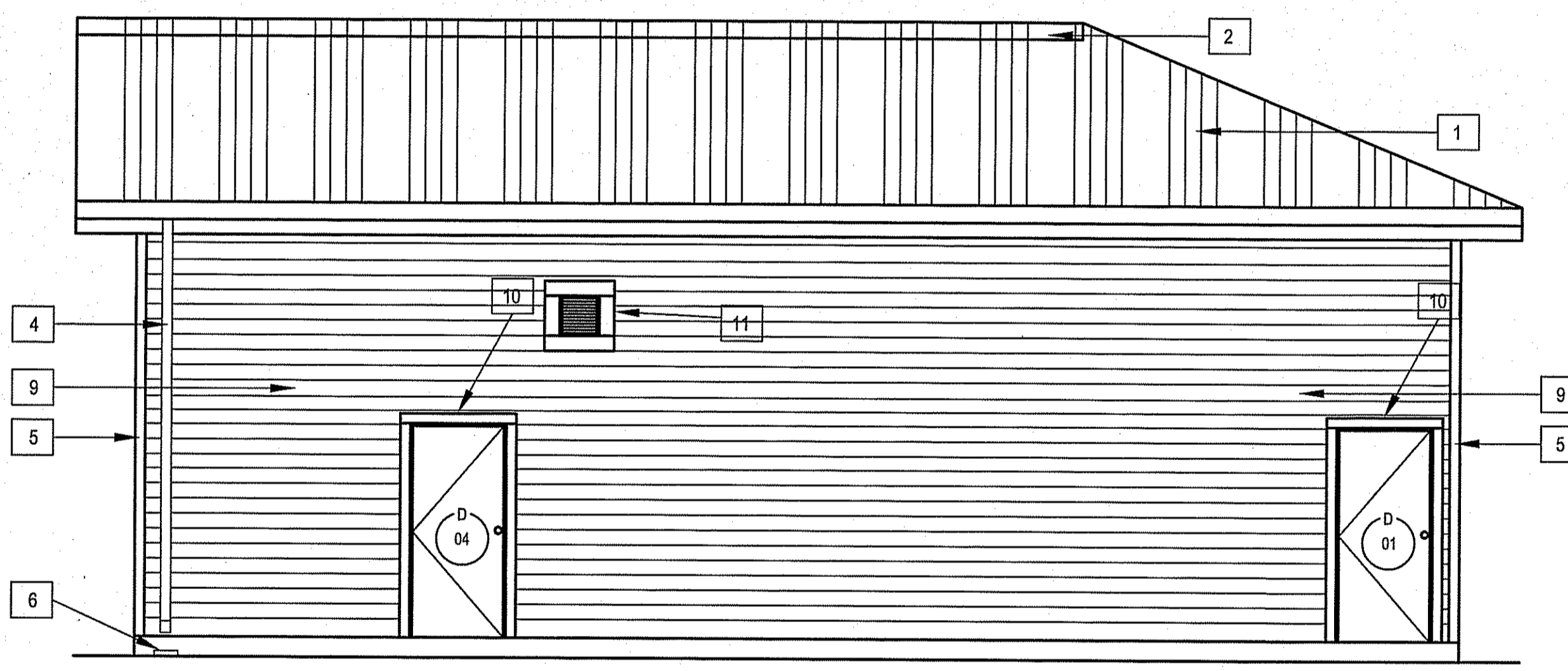
JOB NO. 13-168-01-47



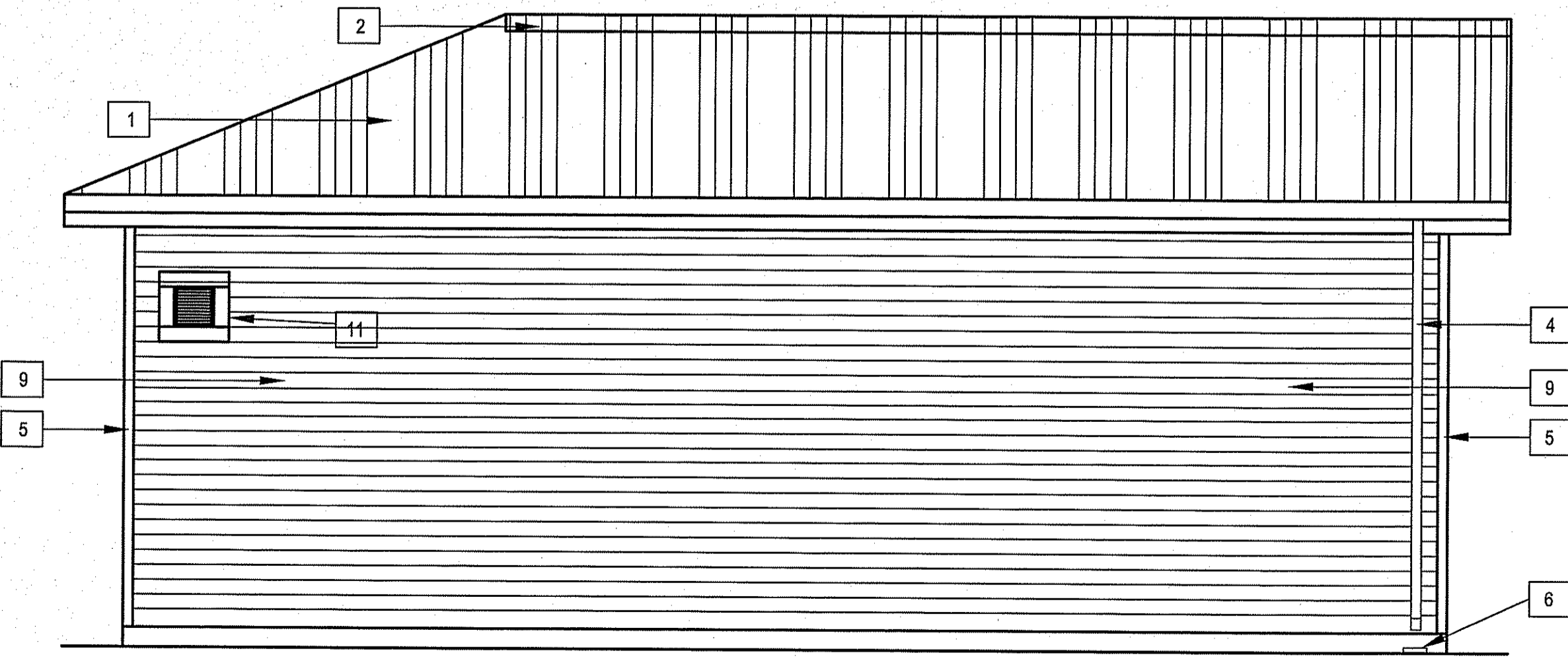
1 GARAGE WEST ELEVATION
SCALE: 1/50



2 GARAGE EAST ELEVATION
SCALE: 1/50

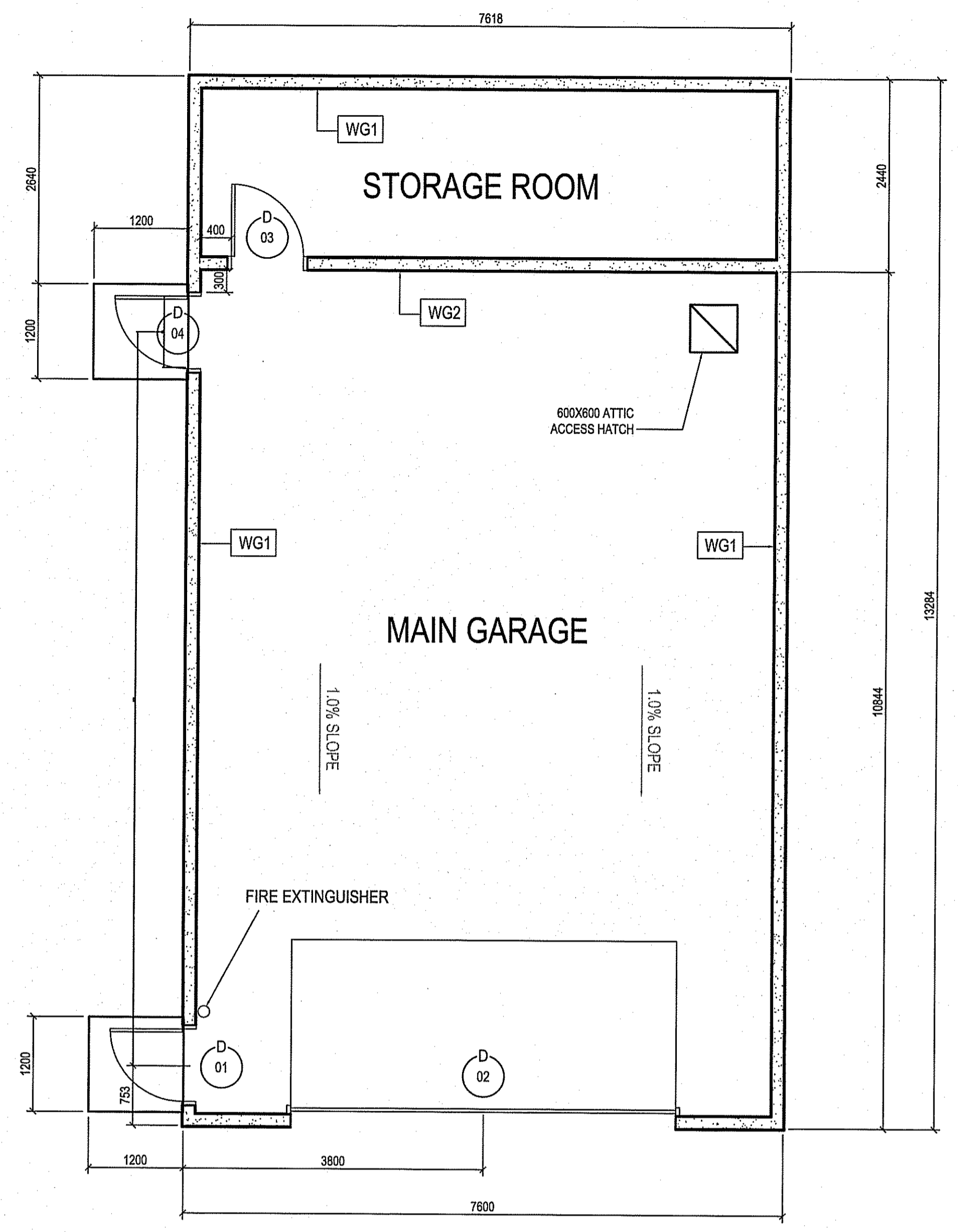


3 GARAGE NORTH ELEVATION
SCALE: 1/50



4 GARAGE SOUTH ELEVATION
SCALE: 1/50

- ELEVATION NOTES:**
- 1 STANDING SEAM ROOF
 - 2 RIDGE VENT
 - 3 SNOW GUARD
 - 4 P.F. METAL GUTTER
 - 5 150 CORNER BOARD
 - 6 CONCRETE SPLASH BLOCK
 - 7 CULTURED STONE
 - 8 CULTURED STONE SILL
 - 9 ENGINEERED SIDING
 - 10 TRIM BOARD 150
 - 11 MECHANICAL VENT



5 GARAGE MAIN FLOOR PLAN
SCALE: 1/30

DOOR SCHEDULE																	
MARK	SIZE	DOOR TYPE	DOOR ELEV.	DOOR CORE	ACCOU STIC	DOOR FINISH	DOOR COLOR	DOOR GAUGE	FRAME MATERIAL	FRAME TYPE	FRAME FINISH	FRAME COLOR	FRAME GAUGE	HARDWARE	ANSI FUNCTION	RATING	REMARKS
D1	914 X 2125	TYPE 1	1	POLY ISO		PAINTED		16	STEEL	KD	PAINTED		16	30	F15	N/A	
D2	4267 X 3690					PAINTED			STEEL								OVERHEAD GARAGE DOOR
D3	914 X 2125	TYPE 1	1	HC		PAINTED		18	STEEL	KD	PAINTED		16	31	F15	N/A	
D4	914 X 2125	TYPE 1	2	POLY ISO		PAINTED		18	STEEL	KD	PAINTED		16	30	F15	N/A	

ROOM SCHEDULE													
ROOM #	ROOM NAME	FLOOR		WALLS				CEILING		REMARKS			
		MATERIAL	BASE	NORTH	EAST	SOUTH	WEST	MATERIAL	FINISH	MATERIAL	FINISH		
	MAIN GARAGE	CONCRETE	N/A	PLYWOOD	PAINT	PLYWOOD	PAINT	PLYWOOD	PAINT	PLYWOOD	PAINT		
	STORAGE	CONCRETE	N/A	PLYWOOD	PAINT	PLYWOOD	PAINT	PLYWOOD	PAINT	PLYWOOD	PAINT		

CODE REVIEW

DESIGNED IN ACCORDANCE WITH: "RCMP DETACHMENTS - FIRE PROTECTION DESIGN REQUIREMENTS"

TOTAL BUILDING AREA: 100.95 sq.m.

GROUP F DIVISION 3: (GARAGE): 53.56 sq.m.

FLOOR ASSEMBLIES: N/A

CEILING ASSEMBLIES: 45 MIN RATED

ARTICLE 9.10.14.4 : AREA OF WALLS ON AN ANGLE: 87 SQ.M - DISTANCE TO DETACHMENT 16.43 M ALLOWABLE OPENINGS: 100%

ARTICLE 9.10.14.15: CONSTRUCTION OF EXTERIOR WALLS, COMBUSTIBLE OR NON COMBUSTIBLE, WALL TO BE 1 HOUR RATED

NUMBER OF STORIES: 1

SPRINKLERED: NO

FACING ONE STREET

MINIMUM TRAVEL DISTANCE 45M

WALL SCHEDULE

FG1	SLAB CONSTRUCTION 152mm CONCRETE STRUCTURAL SLAB MOISTURE BARRIER VOID FORM
WG1	GARAGE EXTERIOR WALL CONSTRUCTION (WALL EW1A - 1 HOUR RATED) EXTERIOR HARDY BOARD SIDING AIR BARRIER 13mm PLYWOOD SHEATHING 38mm X 140mm #2 SPRUCE STUDS @ 400mm O/C R-20 BATT INSULATION MOISTURE BARRIER 1 LAYER 16mm F.G. DRYWALL 13mm PAINTED PLYWOOD
WG2	INTERIOR WALL CONSTRUCTION (WALL W1A - 1 HOUR RATED) 19mm F.G. DRYWALL 38mm X 140mm #2 SPRUCE STUDS @ 400mm O/C 15mm F.G. DRYWALL
RG1	GARAGE ROOF CONSTRUCTION (ROOF R1 - 45 MINUTE RATED) STANDING SEAM STEEL ROOF ICE & WATER SHIELD 13mm PLYWOOD SHEATHING ENGINEERED ROOF TRUSSES R-50 BATT INSULATION 6 MIL AVB 18mm F.G. DRYWALL

THIS DRAWING MUST NOT BE SCALED.

THE GENERAL CONTRACTOR SHALL VERIFY ALL DIMENSIONS, DATUMS AND LEVELS PRIOR TO COMMENCEMENT OF WORK AND IS HELD RESPONSIBLE FOR REPORTING ANY DISCREPANCY OR OMISSION TO CAN-TEC SERVICES LTD. IMMEDIATELY.

THIS DRAWING IS THE EXCLUSIVE PROPERTY OF CAN-TEC SERVICES LTD. AND CAN BE REPRODUCED ONLY WITH THE PERMISSION OF CAN-TEC SERVICES LTD. IN WHICH CASE THE REPRODUCTION MUST BEAR THEIR NAME AS THE ENGINEERING/DRAFTING FIRM.

Neil Cooper Architect Inc.
10-395 Berry Street, Winnipeg, Manitoba R3J 1J6
TEL: (204) 945-2222 Fax: (204) 942-5177
http://www.can-tec.ca

can tec

ENGINEERING AND DRAFTING
194 JAMES STREET, WINNIPEG, MANITOBA

ISSUED FOR TENDER 14/06/10
ISSUED FOR 90% REVIEW 14/06/10
ISSUED FOR 60% REVIEW 14/06/10
ISSUED FOR 30% REVIEW 14/06/10
REVISION

SEALING:

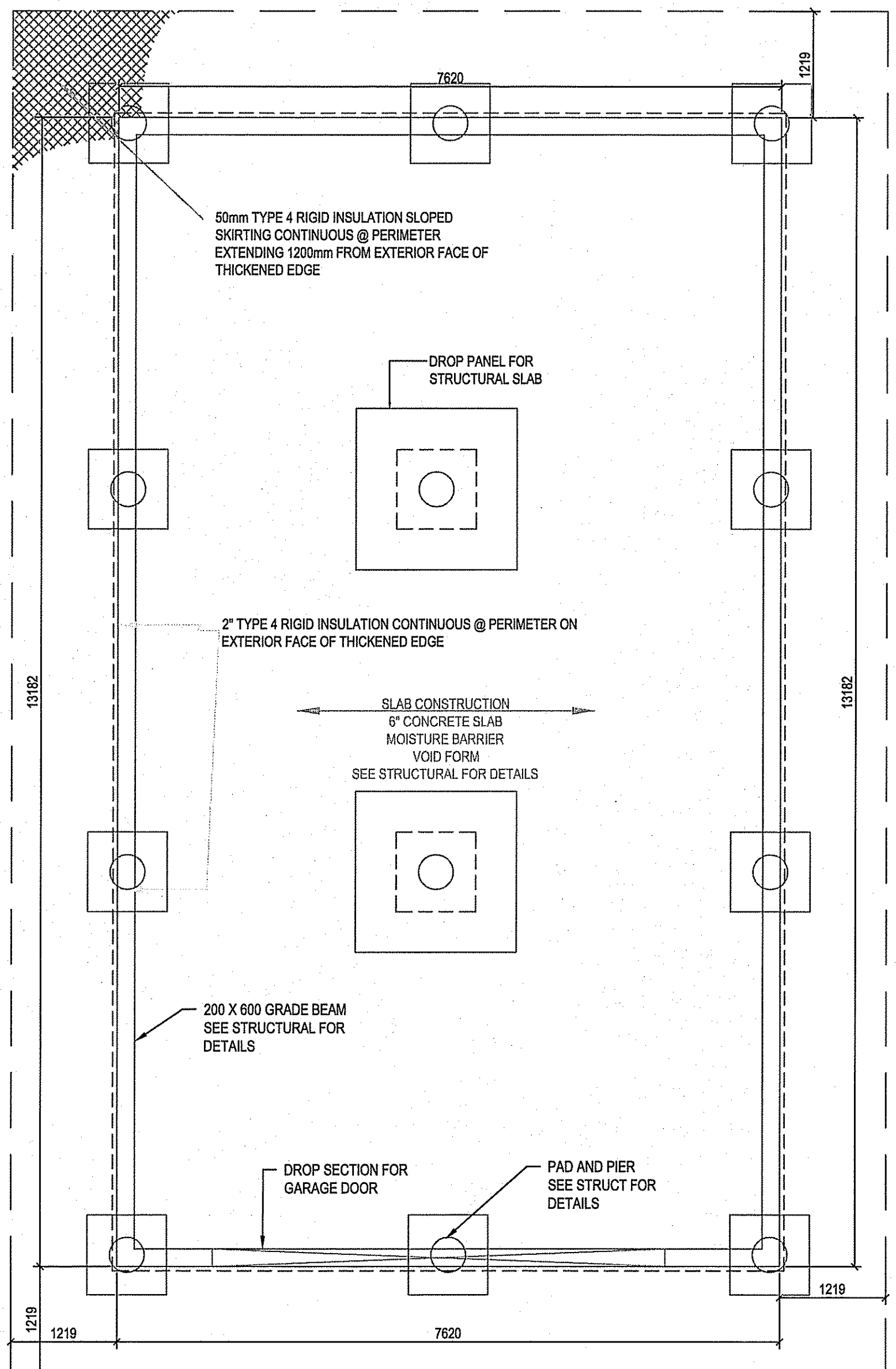
PROVINCE OF MANITOBA
NEIL COOPER
14 06 10
REGISTERED ARCHITECT

PROVINCE OF MANITOBA
NEIL COOPER
14 06 10
REGISTERED ARCHITECTURAL CONSULTANT

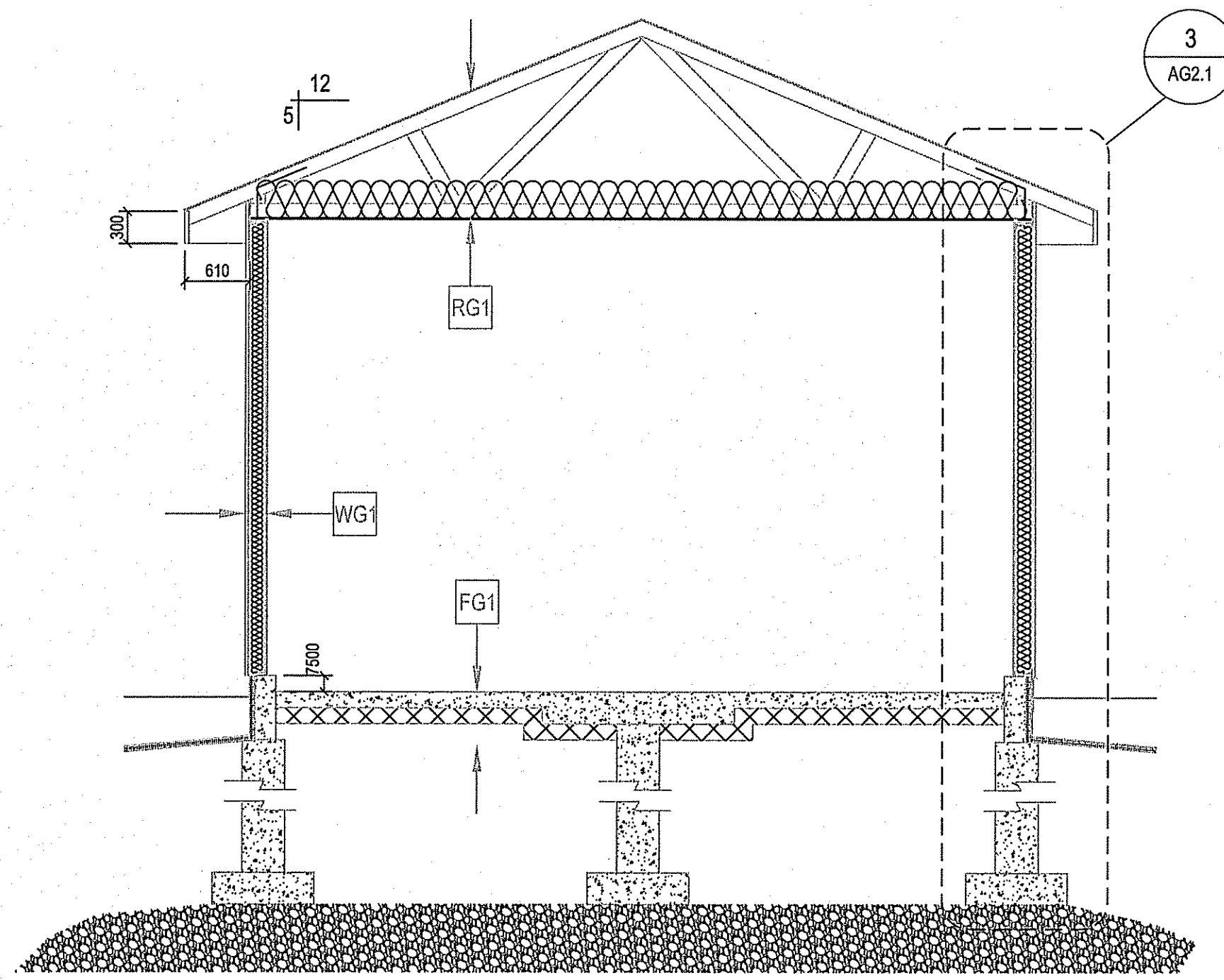
CHECKED BY: NC
DRAWN BY: RS
SCALE: AS NOTED
DATE (Y/M/D): 13 12 07
LOCATION: ISLAND LAKE, MANITOBA

FACILITY BUILDING
DETACHED GARAGE

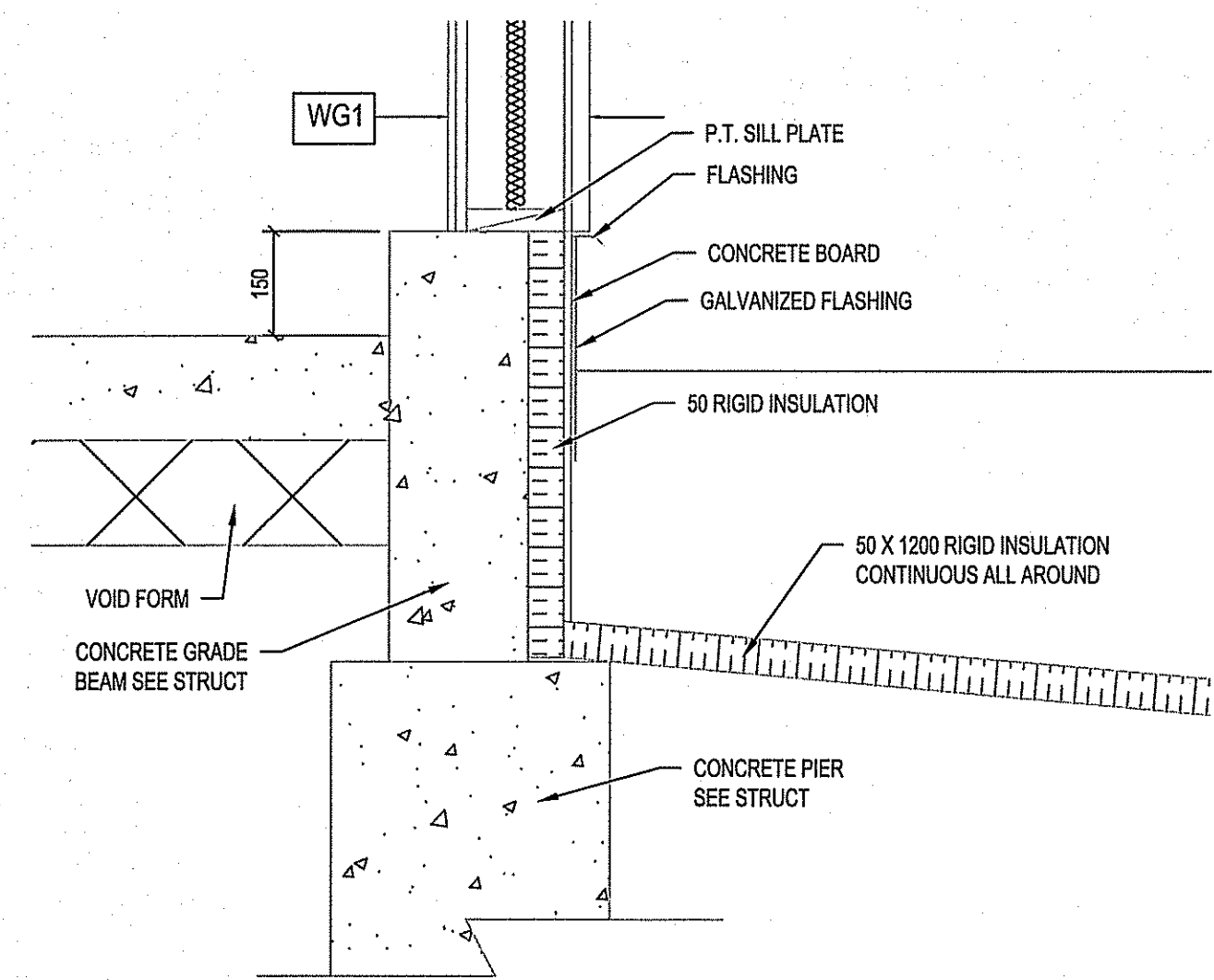
TENDER
AG2.0
REVISION #: 00
JOB NO. 13-168-01-47



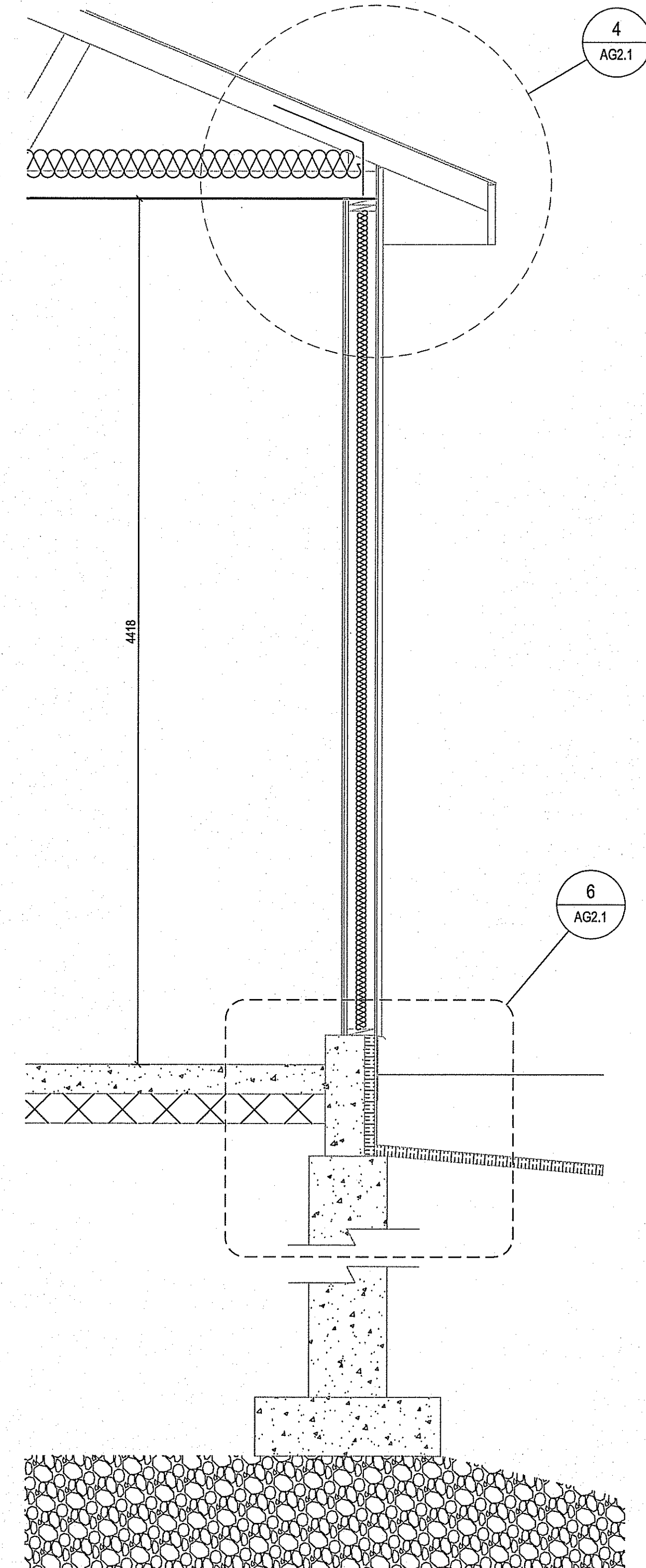
1 GARAGE FOUNDATION PLAN
SCALE: 1/8"



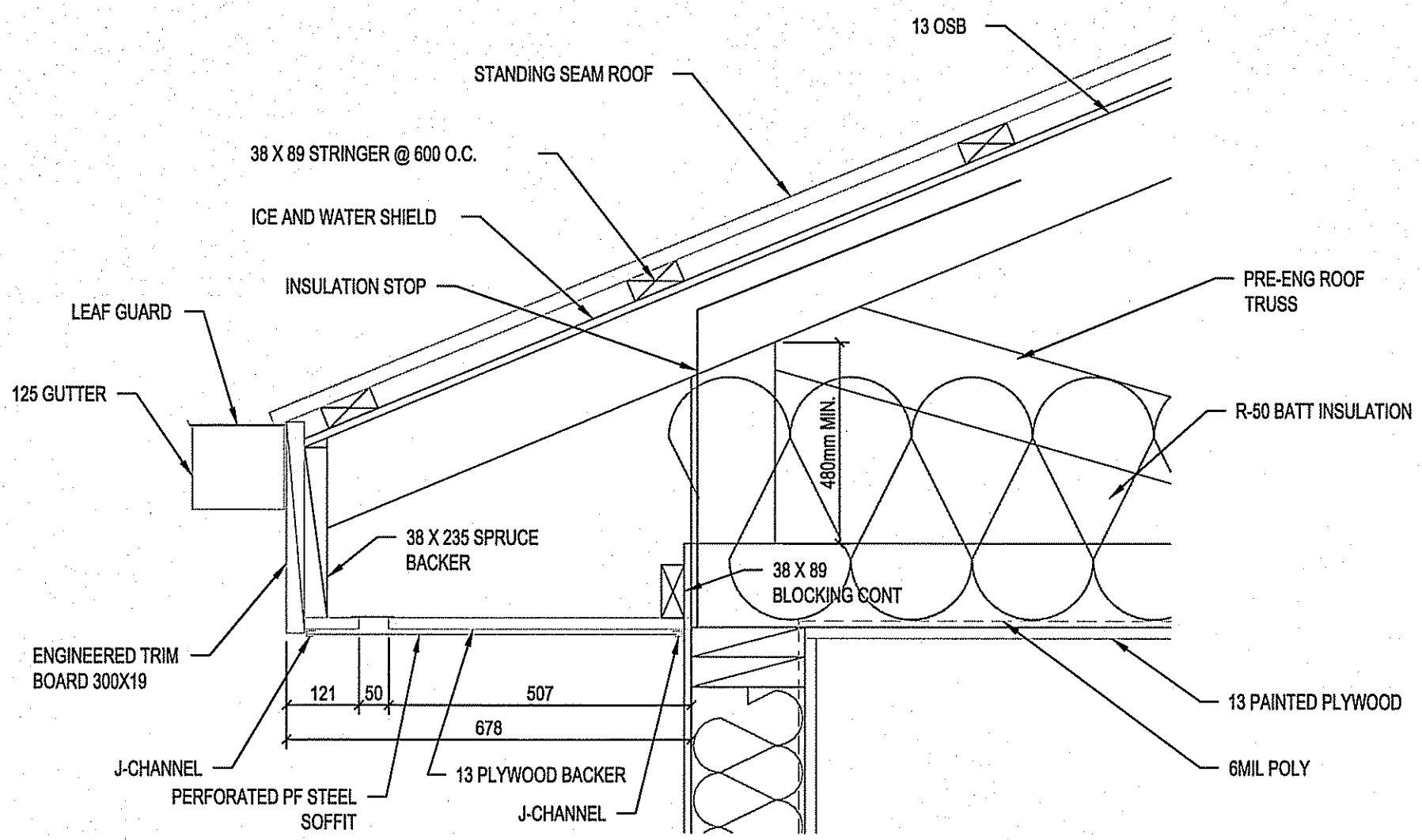
2 SECTION PLAN
SCALE: 1/8"



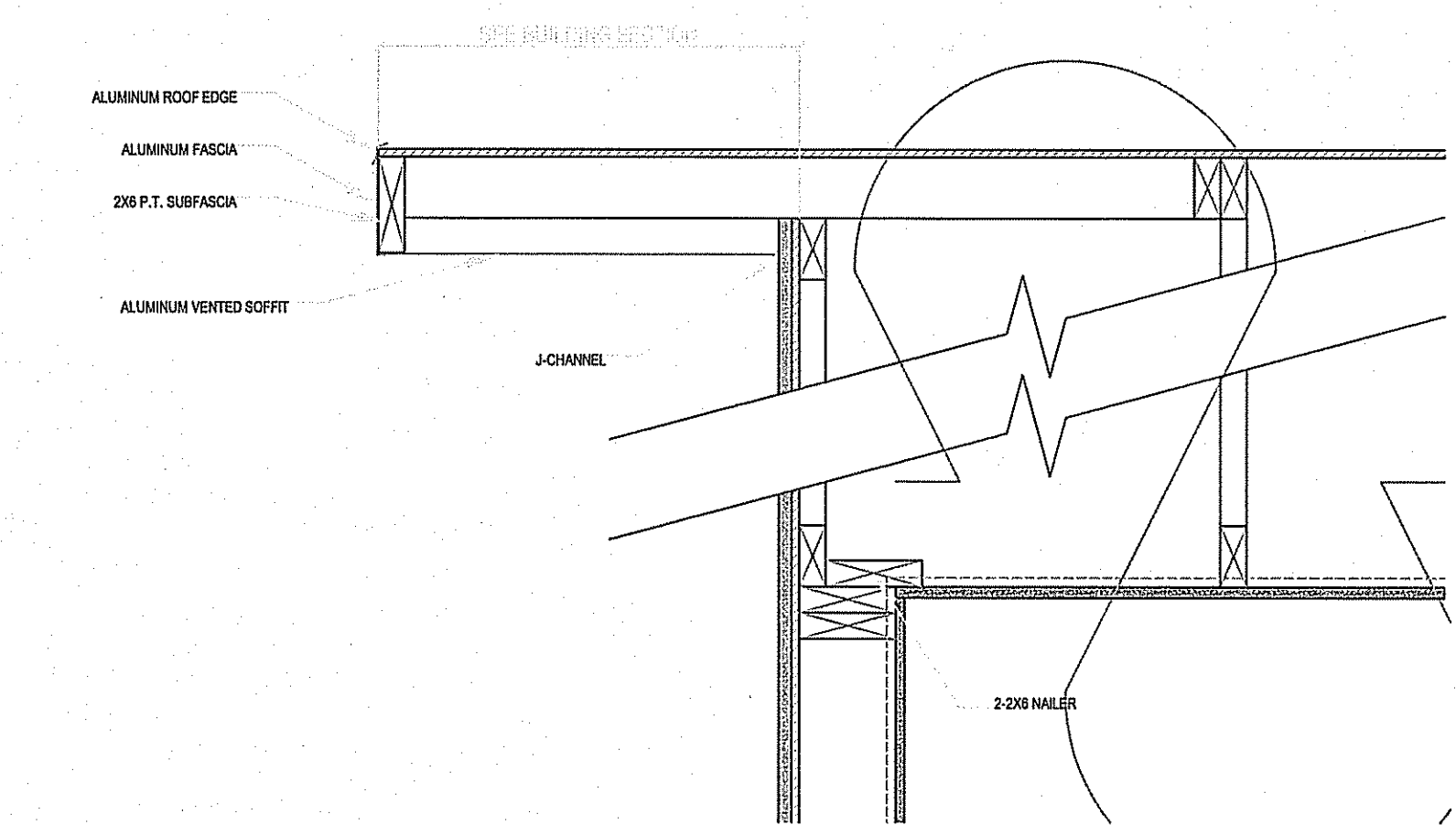
6 FOUNDATION DETAIL
SCALE: 1/4"



3 WALL SECTION
SCALE: 1/8"




4 OVERHANG DETAIL
SCALE: 1/8"



5 GABLE END DETAIL
SCALE: 1/8"

THIS DRAWING MUST NOT BE SCALED.
THE GENERAL CONTRACTOR SHALL VERIFY ALL DIMENSIONS, DRIVING AND LEVELS PRIOR TO COMMENCEMENT OF WORK AND IS HELD RESPONSIBLE FOR REPORTING ANY DISCREPANCY OR OMISSION TO CAN-TEC SERVICES LTD. IMMEDIATELY.
THIS DRAWING IS THE EXCLUSIVE PROPERTY OF CAN-TEC SERVICES LTD. AND CAN BE REPRODUCED ONLY WITH THE PERMISSION OF CAN-TEC SERVICES LTD. IN WHICH CASE THE REPRODUCTION MUST BEAR THEIR NAME AS THE ENGINEERING DRAFTING FIRM.
http://www.can-tec.com/contractor-files.cfm



Neil Cooper Architect Inc.
10-395 Berry Street, Winnipeg, Manitoba R3J 1N6



ENGINEERING AND DRAFTING
194 MAIN STREET, WINNIPEG, MANITOBA
TEL: (204) 942-2222 Fax: (204) 942-8771
http://www.can-tec.com/contractor-files.cfm

ISSUED FOR TENDER	14/06/10	RS
ISSUED FOR 50% REVIEW	14/06/10	RS
ISSUED FOR 100% REVIEW	14/06/10	RS
ISSUED FOR 20% REVIEW	14/06/10	RS
DATE (Y/M/D)	14/06/10	RS
SCALE	AS NOTED	RS
REVISION	AS NOTED	RS

SEALED BY:



PROJECT TITLE: FACILITY BUILDING
SHEET TITLE: GARAGE FOUNDATION AND DETAILS
DATE (Y/M/D): 13/12/07
LOCATION: ISLAND LAKE, MANITOBA

TENDER
AG2.1
REVISION #: 00
JOB NO.: 13-168-01-47