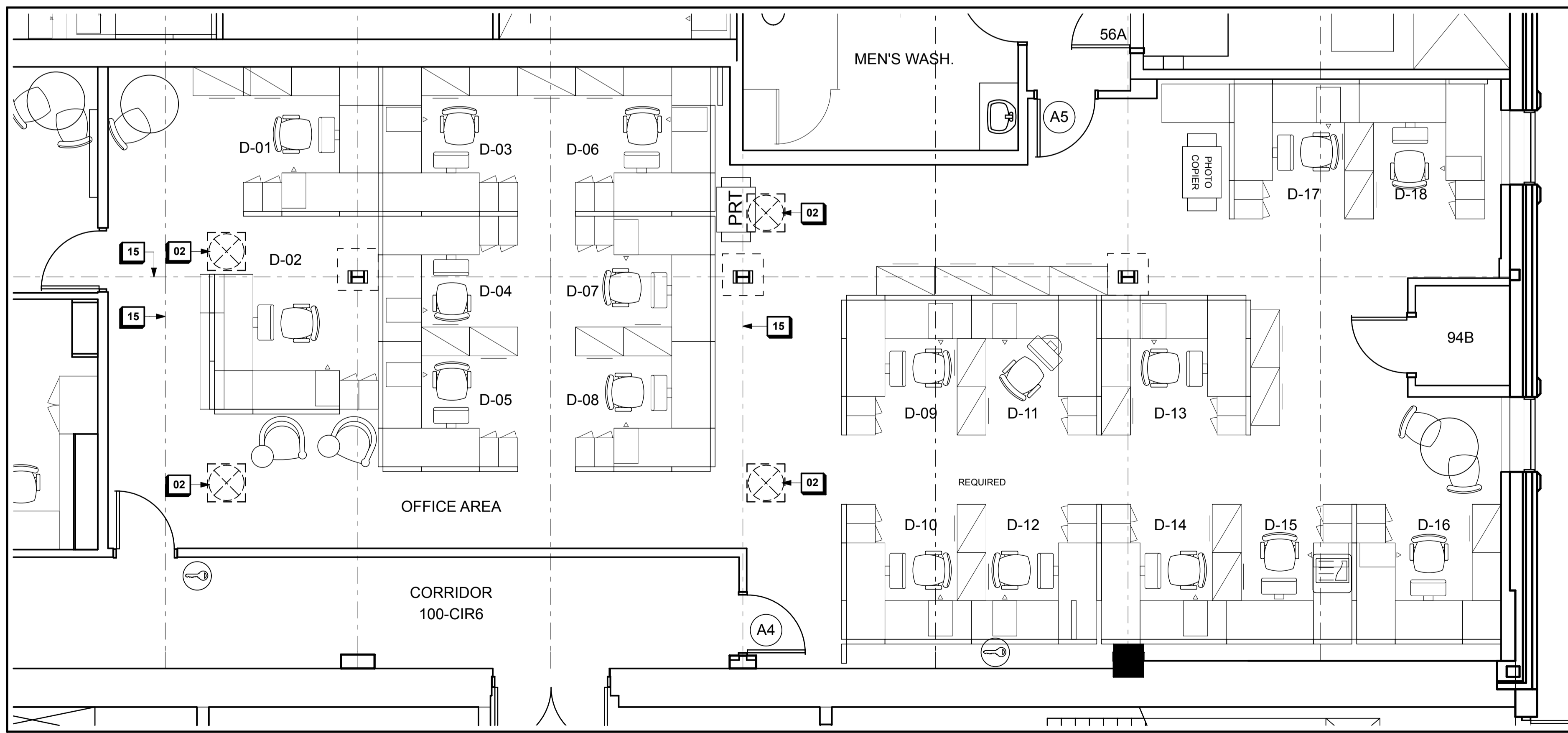
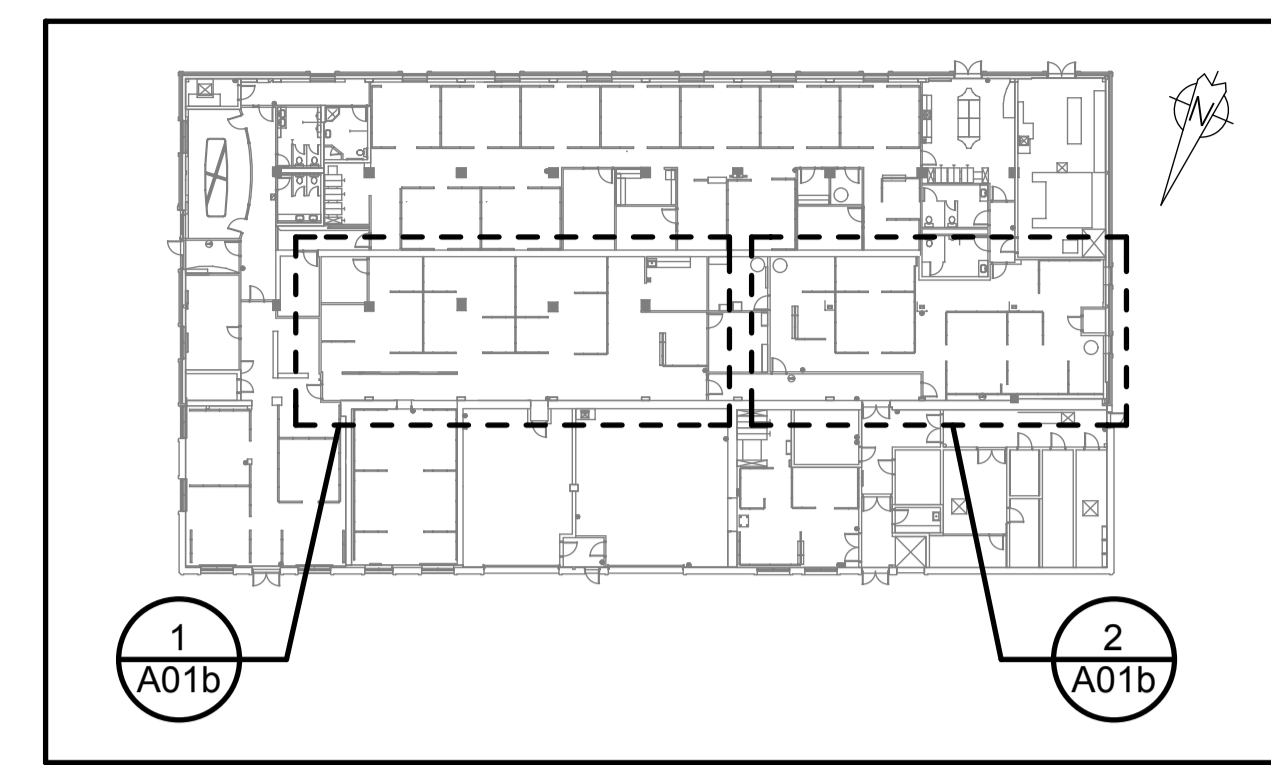


1
A01 GROUND FLOOR PLAN - OFFICE 01 (2015 LAYOUT)
SCALE: 1:50



2
A01 GROUND FLOOR PLAN - OFFICE 02 (2015 LAYOUT)
SCALE: 1:50



3
A01 GROUND FLOOR KEY PLAN
SCALE: 1:500

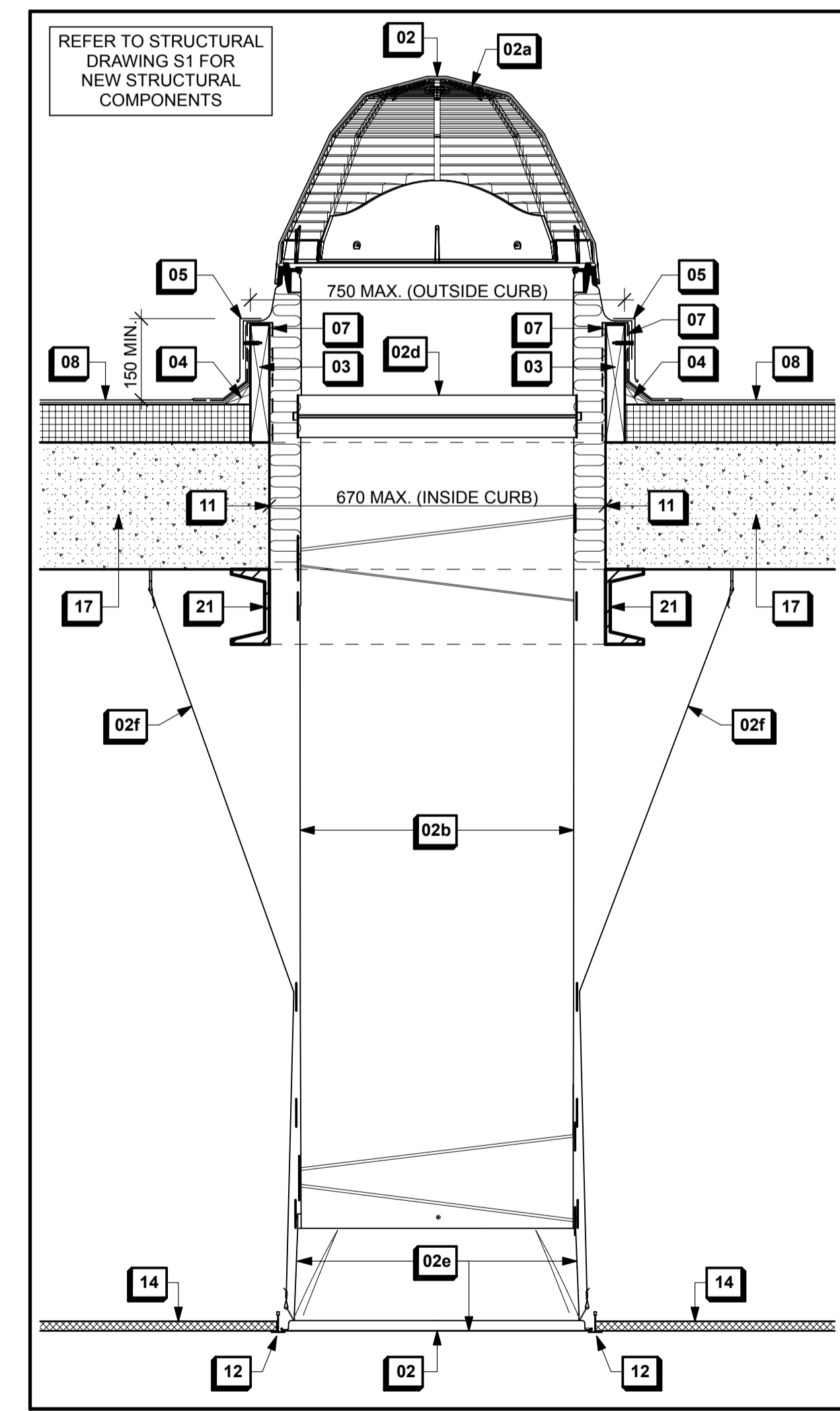
GENERAL NOTES:

E. GENERAL CONTRACTOR TO PROVIDE THE REQUIRED MECHANICAL AND ELECTRICAL ENGINEERING SERVICES TO SUCCESSFULLY COMPLETE THE CONTENT WITHIN THIS DRAWING PACKAGE. THIS INCLUDES, BUT IS NOT LIMITED TO:

- THE DEMOLITION OR RELOCATION OF EXISTING ELECTRICAL AND MECHANICAL SYSTEMS REQUIRED TO COMPLETE THE SCOPE OF WORK.
- THE DESIGN OF ANY PROPOSED NEW ELECTRICAL AND MECHANICAL SYSTEMS. THE PROPOSED M & E SYSTEMS INCLUDED IN THESE DRAWINGS ARE SCHEMATIC ONLY.
- COMPLETION OF ANY RELATED BUILDING PERMIT AND CONSTRUCTION DOCUMENTS.
- ASSOCIATED CONSTRUCTION REVIEW AND FINAL APPROVAL PROCESS.

THE NEW PROPOSED HVAC SYSTEM INSTALLATION IS THE EXCEPTION (NOTE F).

F. GENERAL CONTRACTOR TO COORDINATE WITH THE NEW PROPOSED HVAC INSTALLATION (SEPARATE PROJECT) FOR THE LOCATION OF SKYLIGHTS, AND THE HVAC INTEGRATION INTO THE NEW PROPOSED SUSPENDED ACOUSTICAL CEILING TILE/GRID (NOTE 29).



4
A01 TYP. SUN TUNNEL SKYLIGHT SECTION DETAIL
SCALE: 1:10

Contractor to verify all dimensions & conditions on site and immediately notify the consultant of all discrepancies.

2	ISSUED FOR TENDER	2014/11/24
1	ISSUED FOR 99% COMPLETION REVIEW	2014/09/30
revisions	description	date

A	A
C	B C

project
HEALTH CANADA OCCUPATIONAL HEALTH UNIT (OHU) MODERNIZATION PROJECT
51 CHARDON DRIVEWAY
TUNNEY'S PASTURE

drawing
OHU: GROUND FLOOR PLAN PROPOSED SUN TUNNEL SKYLIGHTS

Designed By	Conçu par
Date	(yyyy/mm/dd)
Drawn By	Dessiné par
Date	2014/11/24 (yyyy/mm/dd)
Reviewed By	Examiné par
Date	2014/11/24 (yyyy/mm/dd)
Approved By	Approuvé par
Date	(yyyy/mm/dd)
Tender	Soumission
Project Manager	Administrateur de projets
Project no.	No. du projet

H-018221
Drawing no. A01 No. du dessin