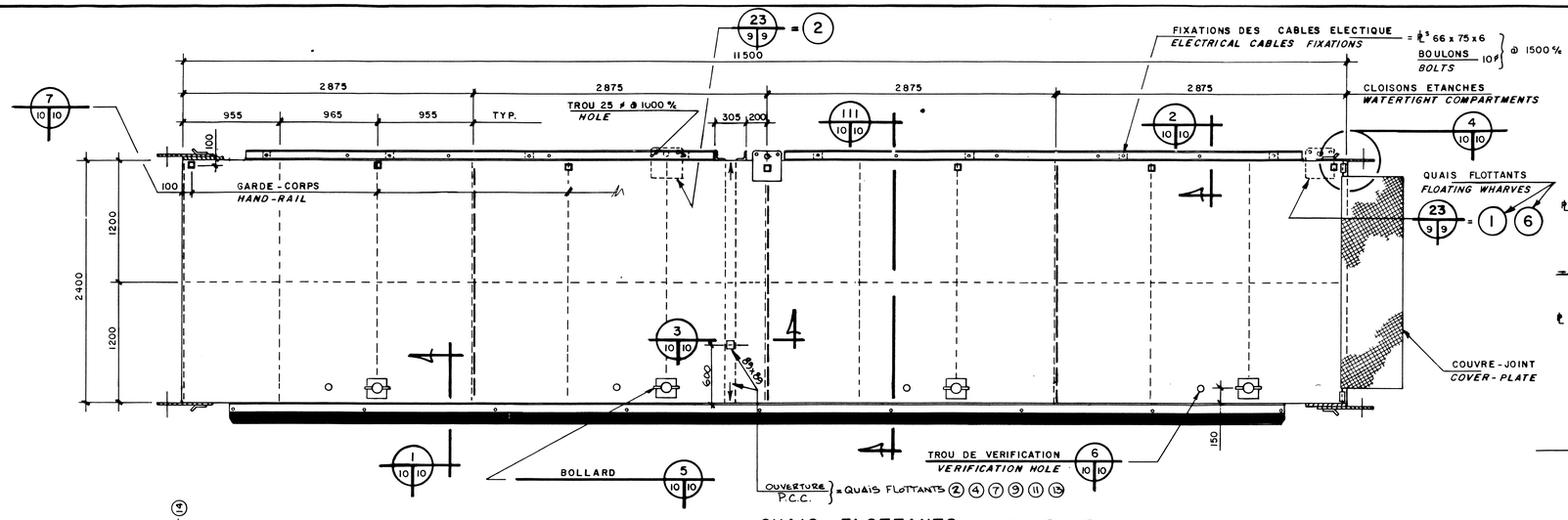

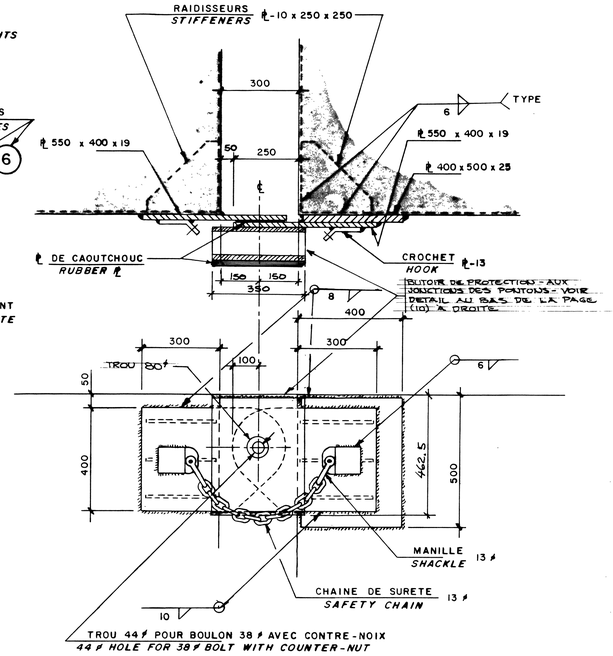

BUTOIR DE PROTECTION AUX JONCTIONS DES PONTONS - VOIR DETAIL AU BAS DE LA PAGE (10) A DROITE

QUAIS FLOTTANTS 1, 2, 4 A TO 13
FLOATING WHARVES 1, 2, 4 A TO 13

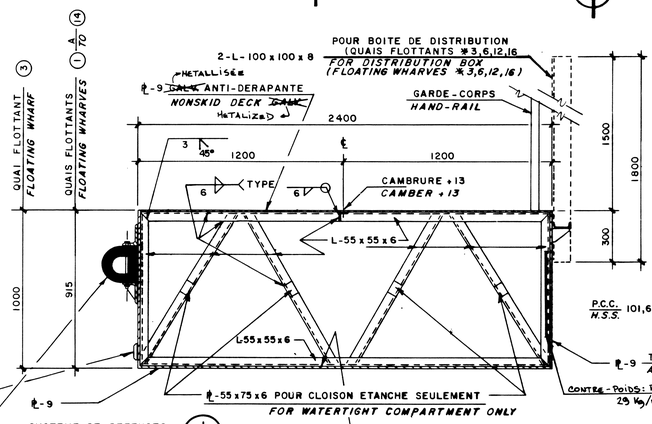

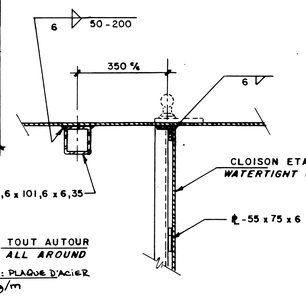

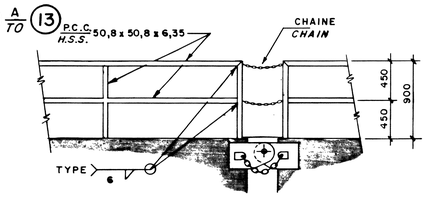

DETAILS DU GARDE - CORPS
HAND-RAIL DETAILS

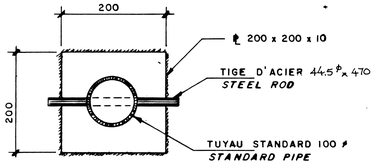

DETAILS D'ATTACHE ENTRE LES QUAIS
DETAILS OF THE FASTENERS BETWEEN WHARVES

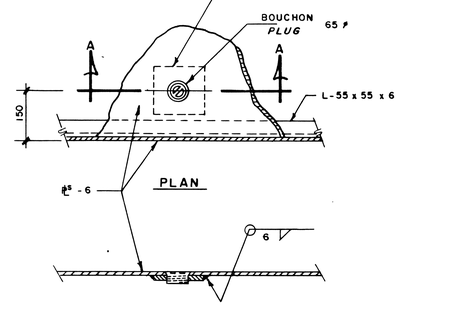

COUPE TYPE
TYPICAL SECTION

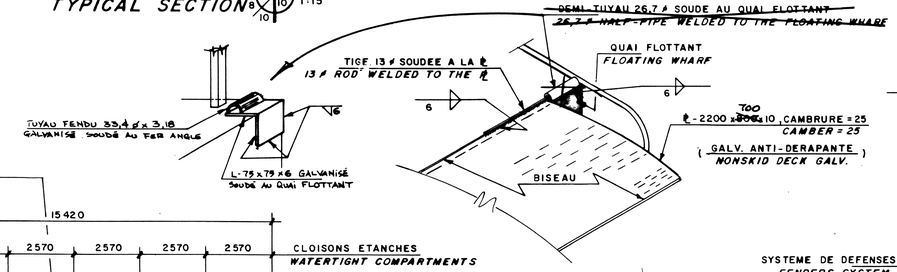

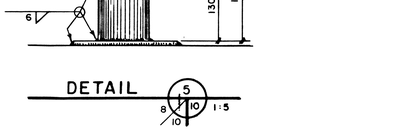

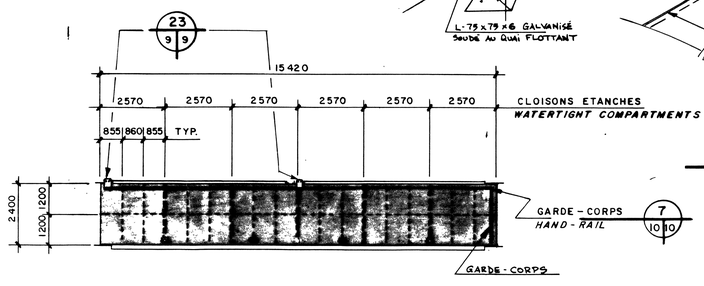

QUAI FLOTTANT 14
FLOATING WHARF 14

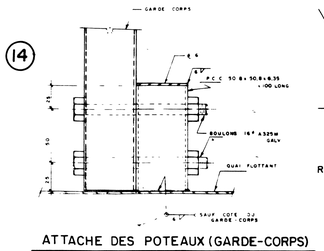

ATTACHE DES POTEAUX (GARDE-CORPS)
POSTS FASTENER (HAND-RAIL)

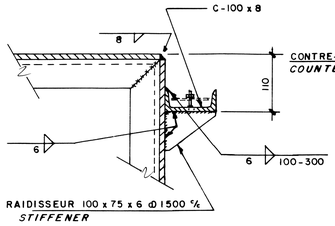

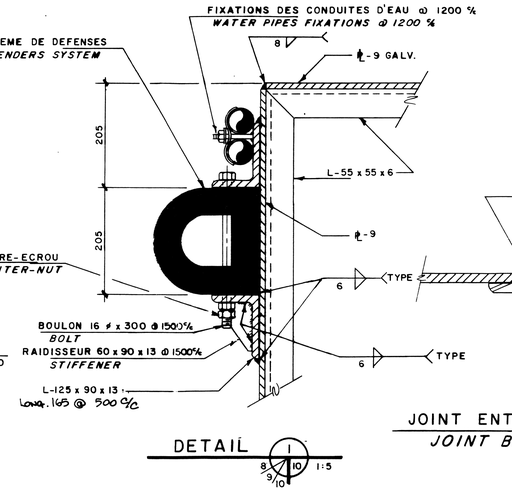

JOINT ENTRE LES PLAQUES
JOINT BETWEEN PLATES

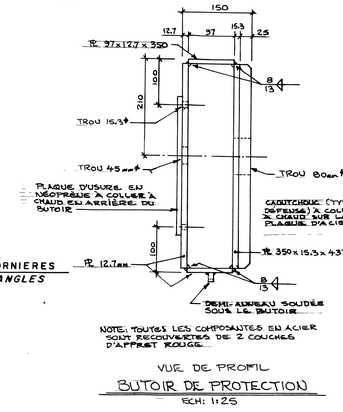

NOTE: TOUTES LES COMPOSANTES EN ACIER SONT RECOUVERTES DE 2 COUCHES D'APPRET ROUGE.

VUE DE PROFIL
BUTOIR DE PROTECTION
ECH: 1:25

DETAIL 3 — 1:10
DETAIL 4 — 1:5
DETAIL 5 — 1:5
DETAIL 6
DETAIL 7
DETAIL 2 — 1:5
DETAIL 1 — 1:5

Travaux publics Canada / Public Works Canada

GASTON DROUIN ET ASSOCIÉS
Ingénierie portuaire et maritime

N/REF. : 7247-0002-0001

TEL QUE CONSTRUIT
AS BUILT 20.03.91
FEV. – FEB. 1990

revisions	date

A no du détail detail no
B sur dessin no location drawing no
C dessin no drawing no

projet / project: SEPT-ILES
PHASE II
CONSTRUCTION DE QUAIS AVEC SERVICES ET AMENAGEMENT DU SITE
WHARVES CONSTRUCTION WITH SERVICES AND SITE DEVELOPMENT

dessin / drawing: QUAIS FLOTTANTS
FLOATING WHAVES

conçu / designed	Michel Lefrançois 88-07-05
dessiné / drawn	Sylvie Rivard 88-07-05
examiné / reviewed	88-07-06
approuvé / approved	88-07-06
Soumission / Tender	
Administrateur de projets TPC / PWC Project Manager	
no du projet / project number	763063
no du dessin / drawing no	2-75550-11 10/22

M-5986M