

**Correctional Service Canada  
Technical Services Branch  
Electronics Systems**

---

**Issue 1  
October 24, 2014**

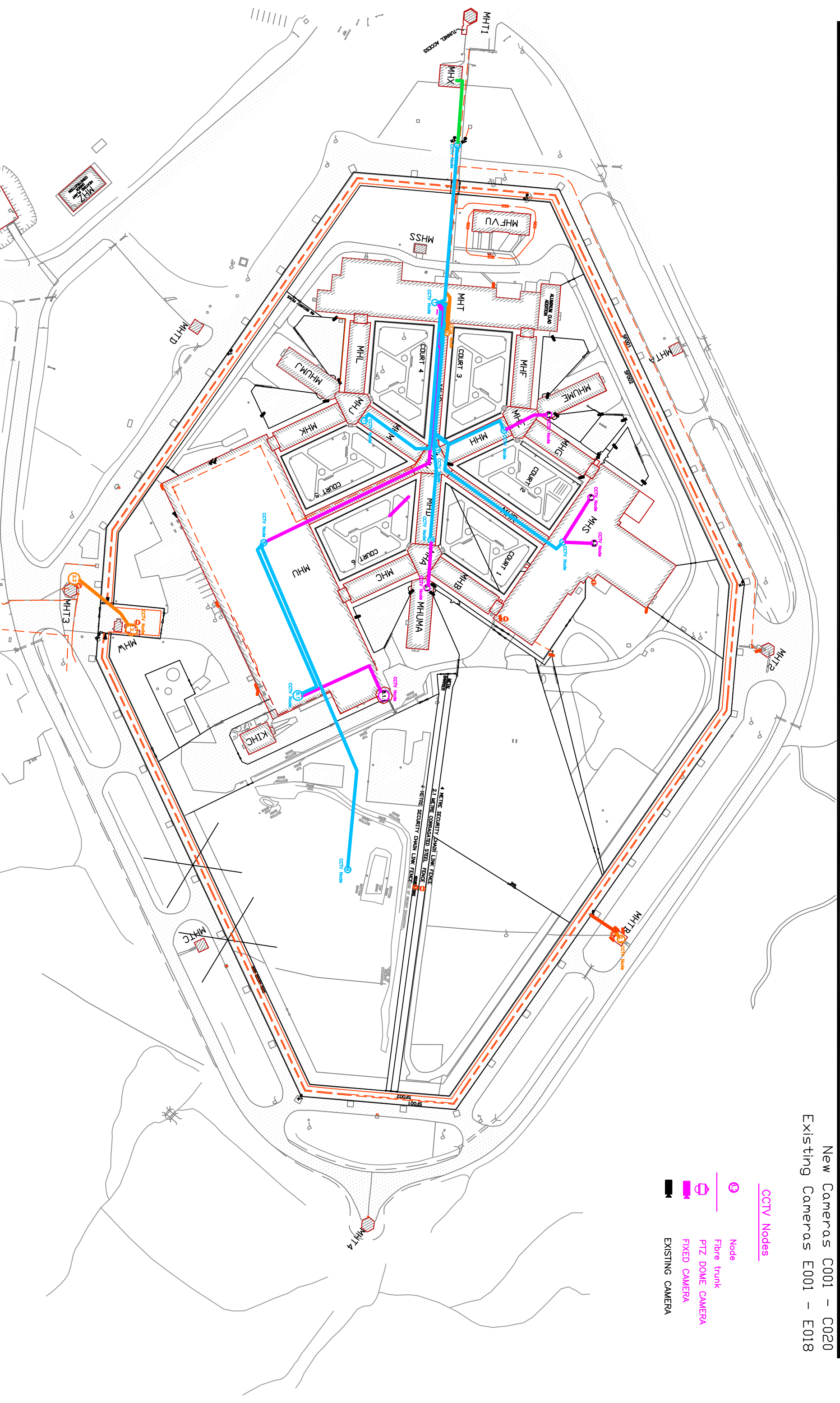
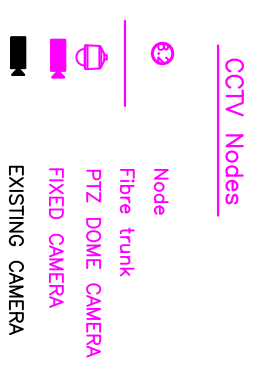
**STATEMENT  
OF  
TECHNICAL REQUIREMENTS  
  
UPGRADE  
  
of  
  
INTERNAL (SIDS) CCTV SYSTEMS  
  
at  
  
MILLHAVEN INSTITUTION**

**Appendix H  
  
Site Maps and Floor Plans**

This Statement of Technical Requirements is approved by the Correctional Service of Canada for the upgrade of the existing Hybrid CCTV System at Millhaven Institution.

---

New Cameras C001 - C020
Existing Cameras E001 - E018

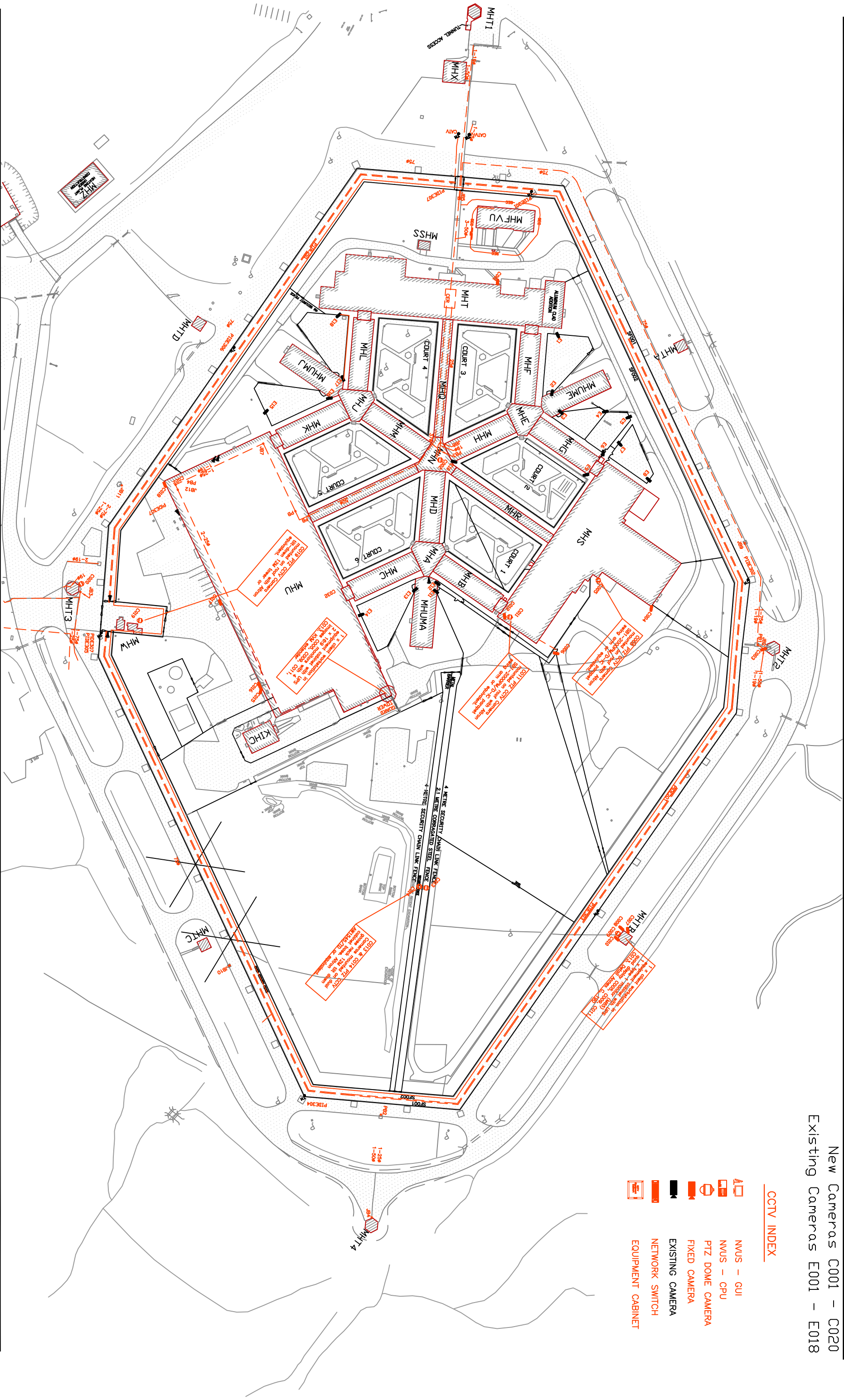


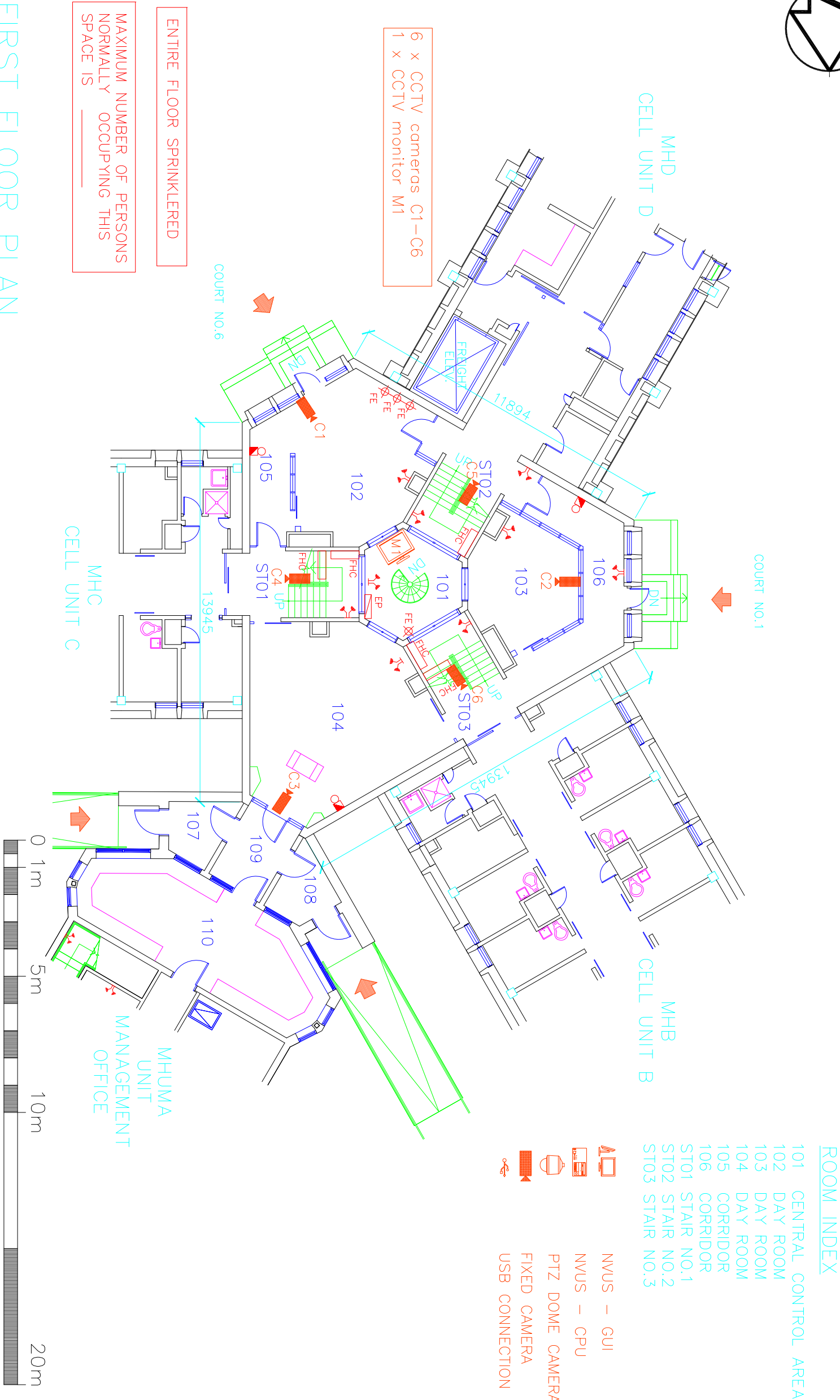
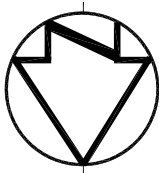


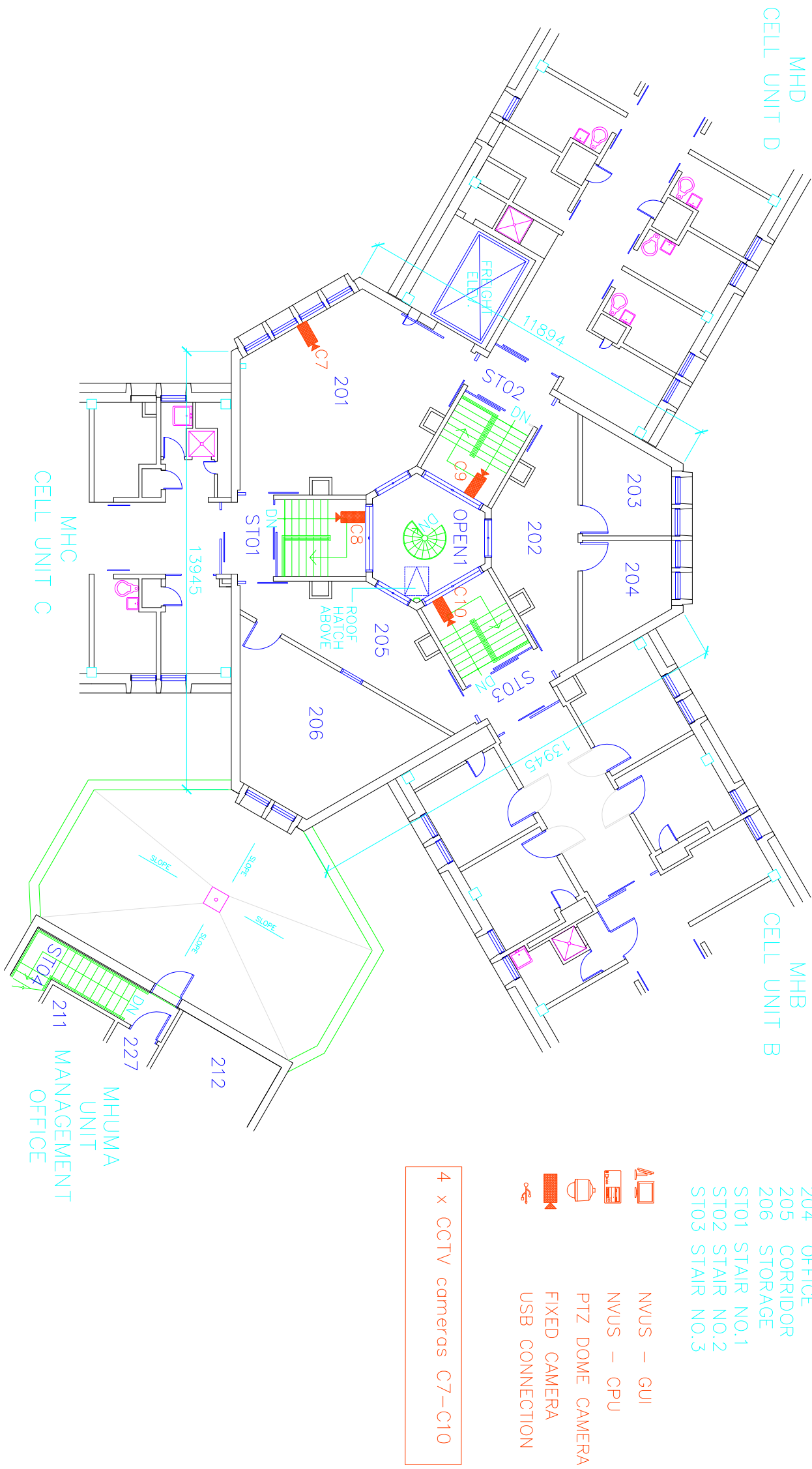
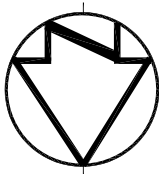
New Cameras C001 – C020  
Existing Cameras E001 – E018

CCTV INDEX

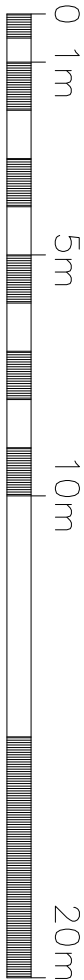
- NVUS – GUI
- NVUS – CPU
- PTZ DOME CAMERA
- FIXED CAMERA
- EXISTING CAMERA
- NETWORK SWITCH
- EQUIPMENT CABINET







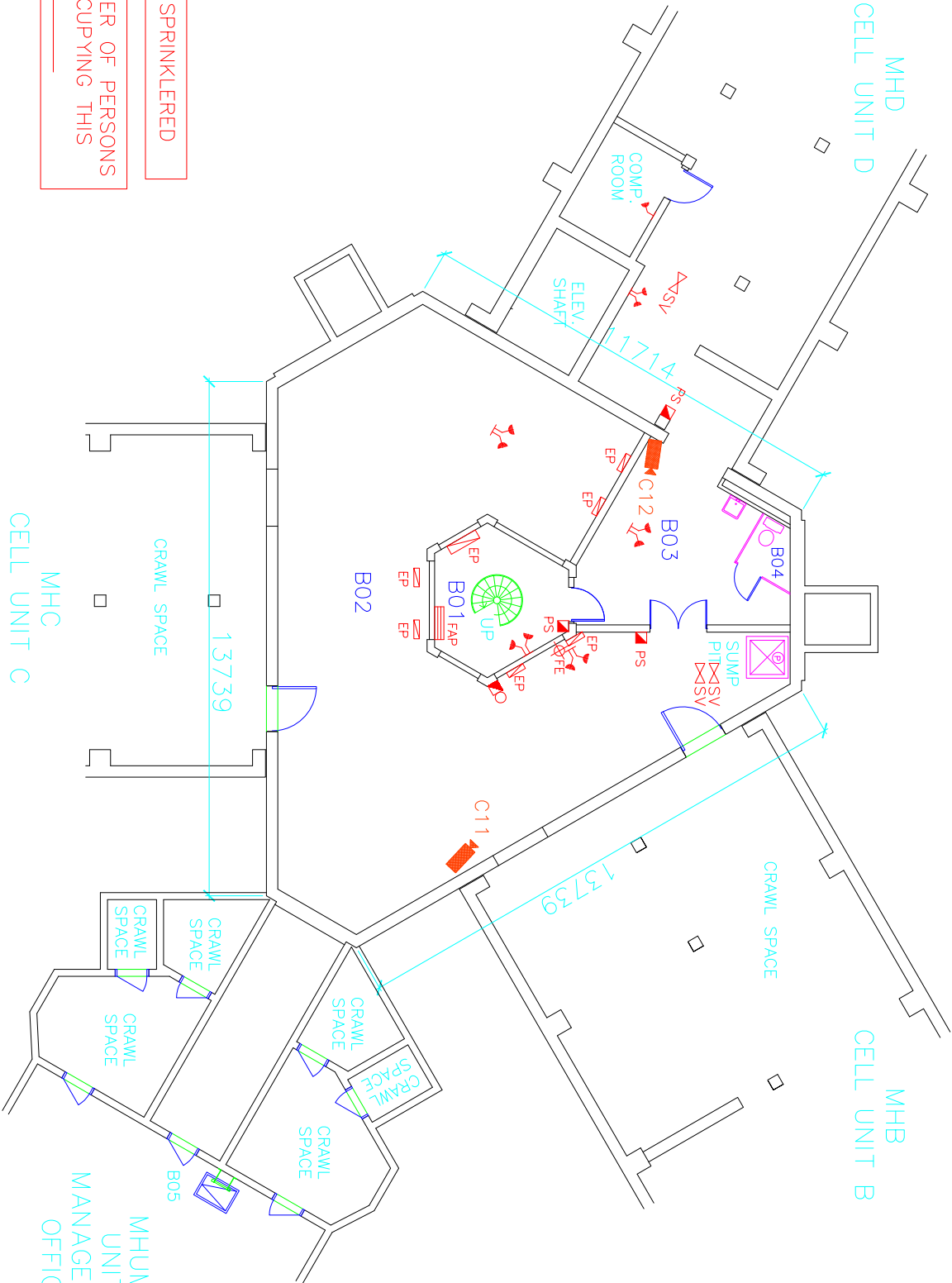
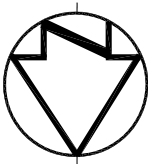
SECOND FLOOR PLAN



MHA

CONTROL UNIT A

CCTV PLAN



ROOM INDEX

- B01 STAIRWELL
- B02 MECHANICAL ROOM
- B03 WASHROOM AREA
- B04 WASHROOM

- NVUS – GUI
- NVUS – CPU
- PTZ DOME CAMERA
- FIXED CAMERA
- USB CONNECTION

2 x CCTV cameras C11–C12

ENTIRE FLOOR SPRINKLERED

MAXIMUM NUMBER OF PERSONS  
NORMALLY OCCUPYING THIS  
SPACE IS \_\_\_\_\_

BASEMENT PLAN



Public Works  
Government Services Canada  
Architectural and Engineering Services  
Ontario Region

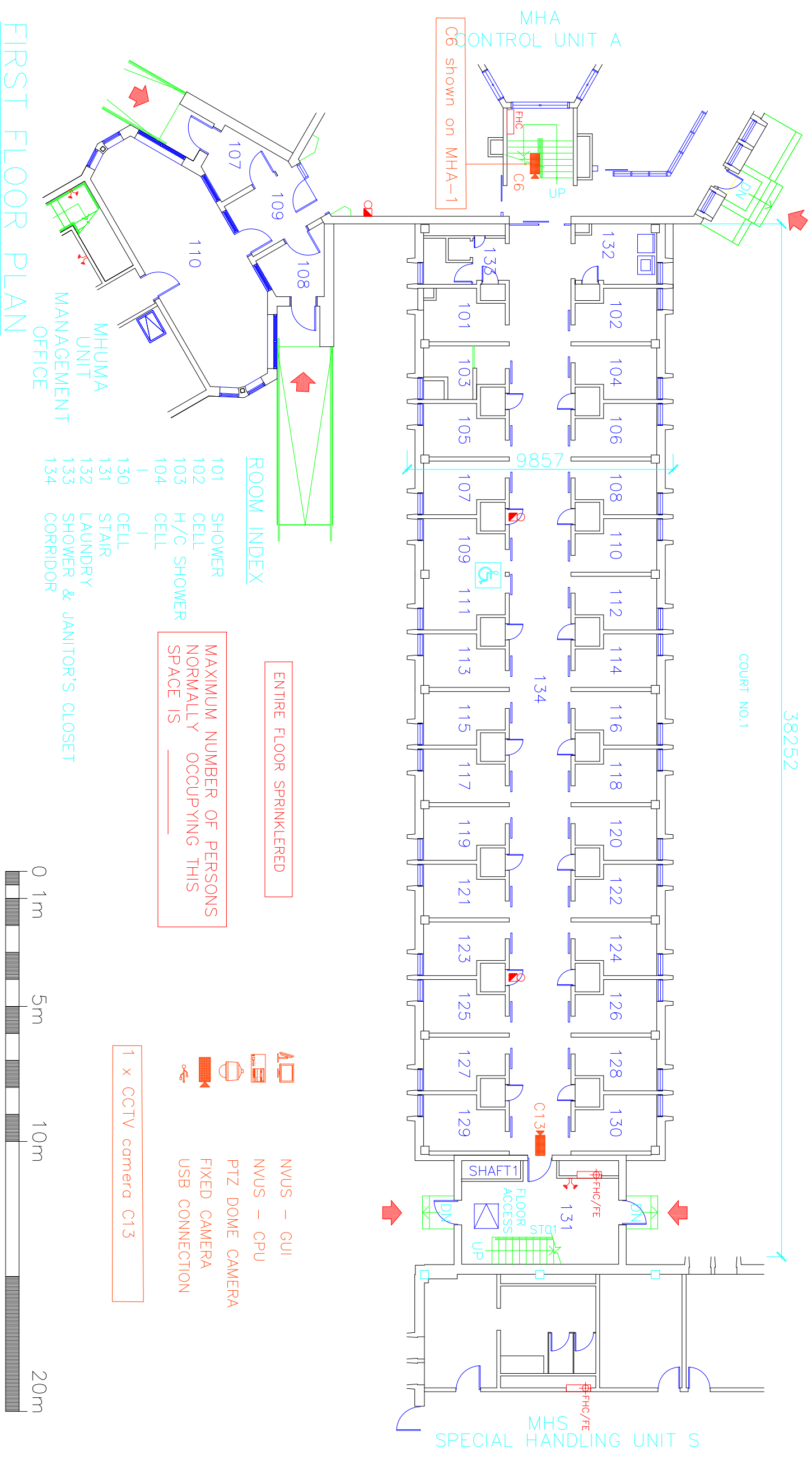
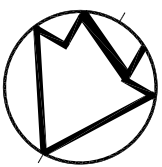
Travaux publics  
Services gouvernementaux Canada  
Services d'architecture et de génie  
Région de l'Ontario

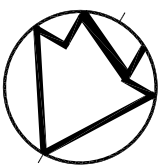
FILED: S:\...\MHA-B.DWG

UPDATED: 11-06-09

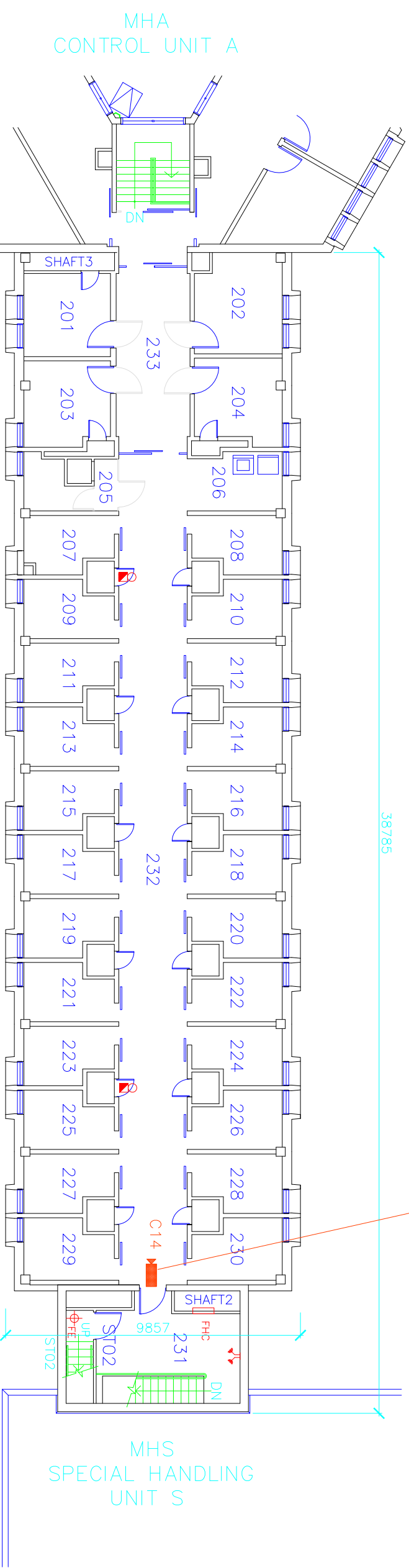
PLOT SCALE: 1:200












1 x CCTV camera C14



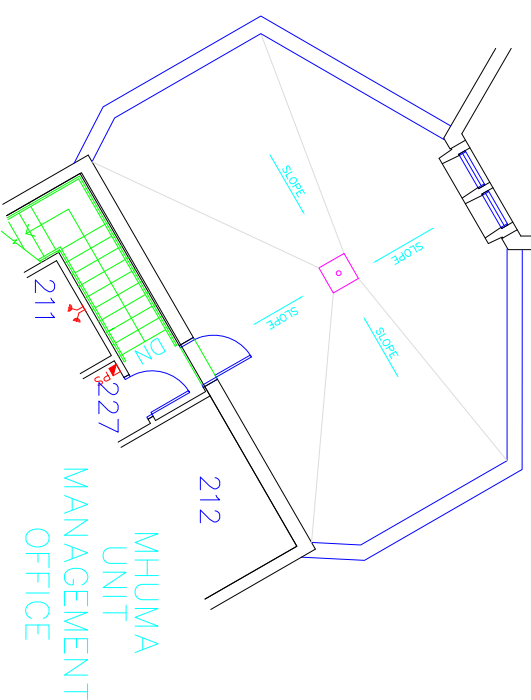
## ROOM INDEX

## CCTV INDEX

NVUS – GUI  
 NVUS – CPU  
 PTZ DOME CAMERA  
 FIXED CAMERA  
 CCTV NODE

MAXIMUM NUMBER OF PERSONS  
NORMALLY OCCUPYING THIS  
SPACE IS \_\_\_\_\_

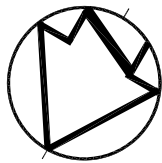




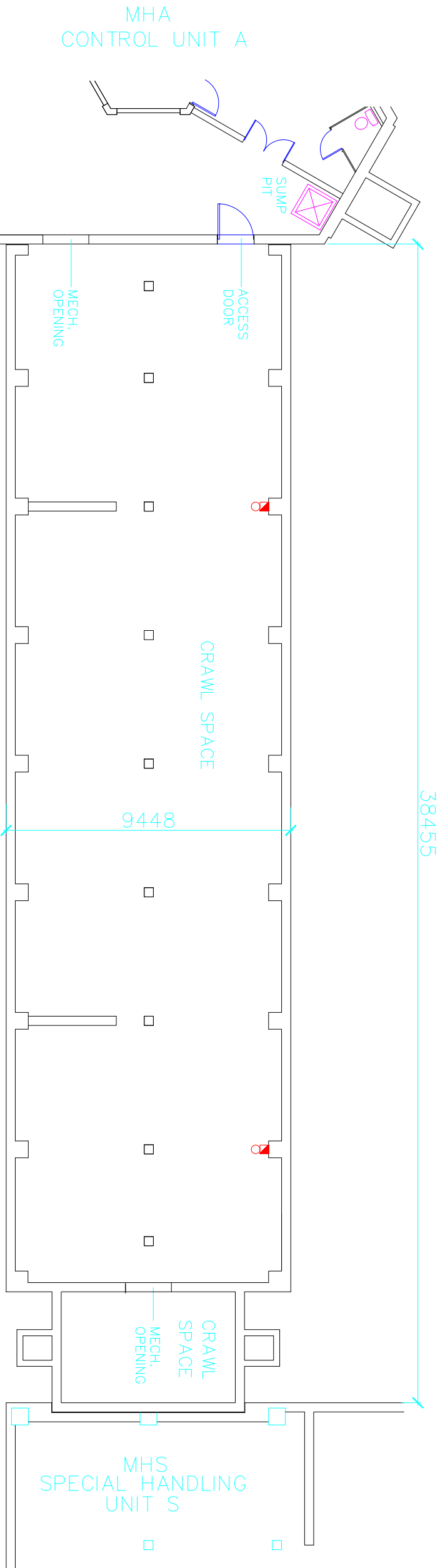
MHB

CELL UNIT B

CCTV PLAN

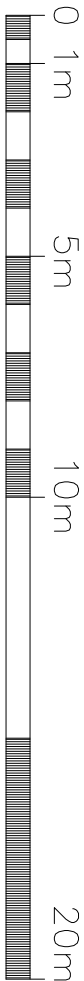


ENTIRE FLOOR SPRINKLERED



MHUMA  
UNIT  
MANAGEMENT  
OFFICE

BASEMENT PLAN



Public Works  
Government Services Canada  
Architectural and Engineering Services  
Ontario Region

Travaux publics  
Services gouvernementaux Canada  
Services d'architecture et de génie  
Région de l'Ontario

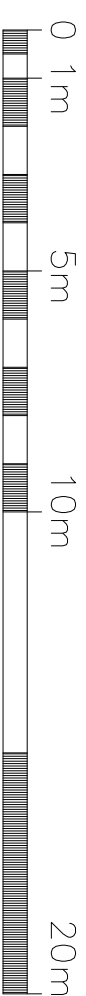
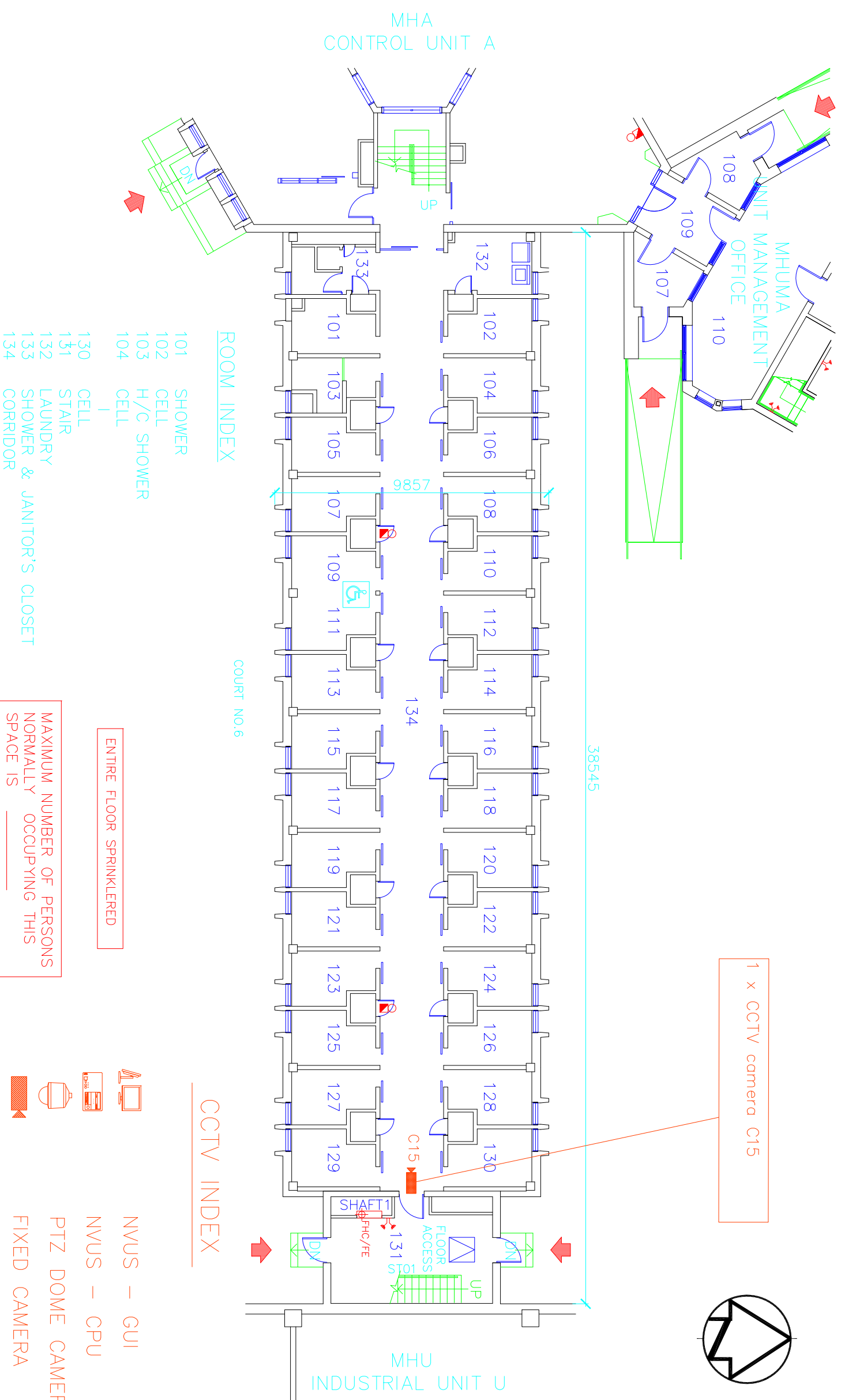
FILED: S:\...\MHB-B.DWG

UPDATED: 01-06-14

PLOT SCALE: 1:200

## MHC CELL UNIT C

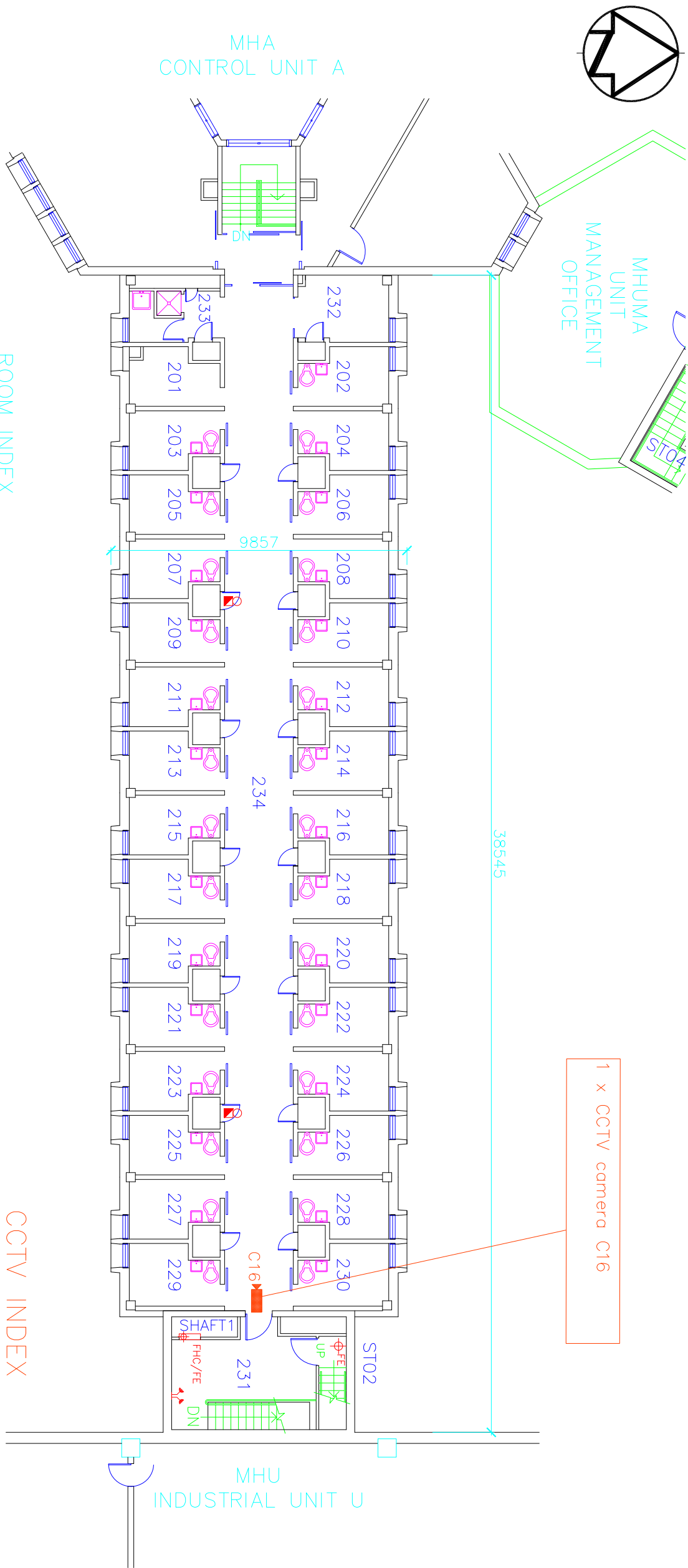
## CCTV PLAN



MHC

CELL UNIT C

CCTV PLAN



ROOM INDEX

- 201 SHOWER
- 202 CELL
- 230 CELL
- 231 STAIR
- 232 LAUNDRY
- 233 SHOWER & JANITOR'S CLOSET
- 234 CORRIDOR
- ST02 STAIR NO.2

CCTV INDEX

- NVUS – GUI
- NVUS – CPU
- PTZ DOME CAMERA
- FIXED CAMERA
- CCTV NODE

SECOND FLOOR PLAN



Public Works  
Government Services Canada  
Architectural and Engineering Services  
Ontario Region

Travaux publics  
Services gouvernementaux Canada  
Services d'architecture et de génie  
Région de l'Ontario

FILED: S:\...\MHC-2.DWG

UPDATED: 01-06-14

PLOT SCALE: 1:200

MHC

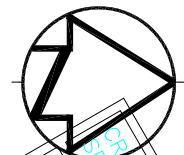
CELL UNIT

CCTV PLAN

MHMA  
UNIT  
MANAGEMENT  
OFFICE

B05

CRAWL  
SPACE



CRAWL  
SPACE

CRAWL  
SPACE

CRAWL  
SPACE

CRAWL  
SPACE

CRAWL  
SPACE

ENTIRE FLOOR SPRINKLERED

35077

9448

ACCESS  
DOOR

MHA  
CONTROL UNIT A

CRAWL SPACE

PS

MECH.  
OPENING

CRAWL  
SPACE

MHU  
INDUSTRIAL UNIT U

BASEMENT PLAN



Public Works  
Government Services Canada  
Architectural and Engineering Services  
Ontario Region

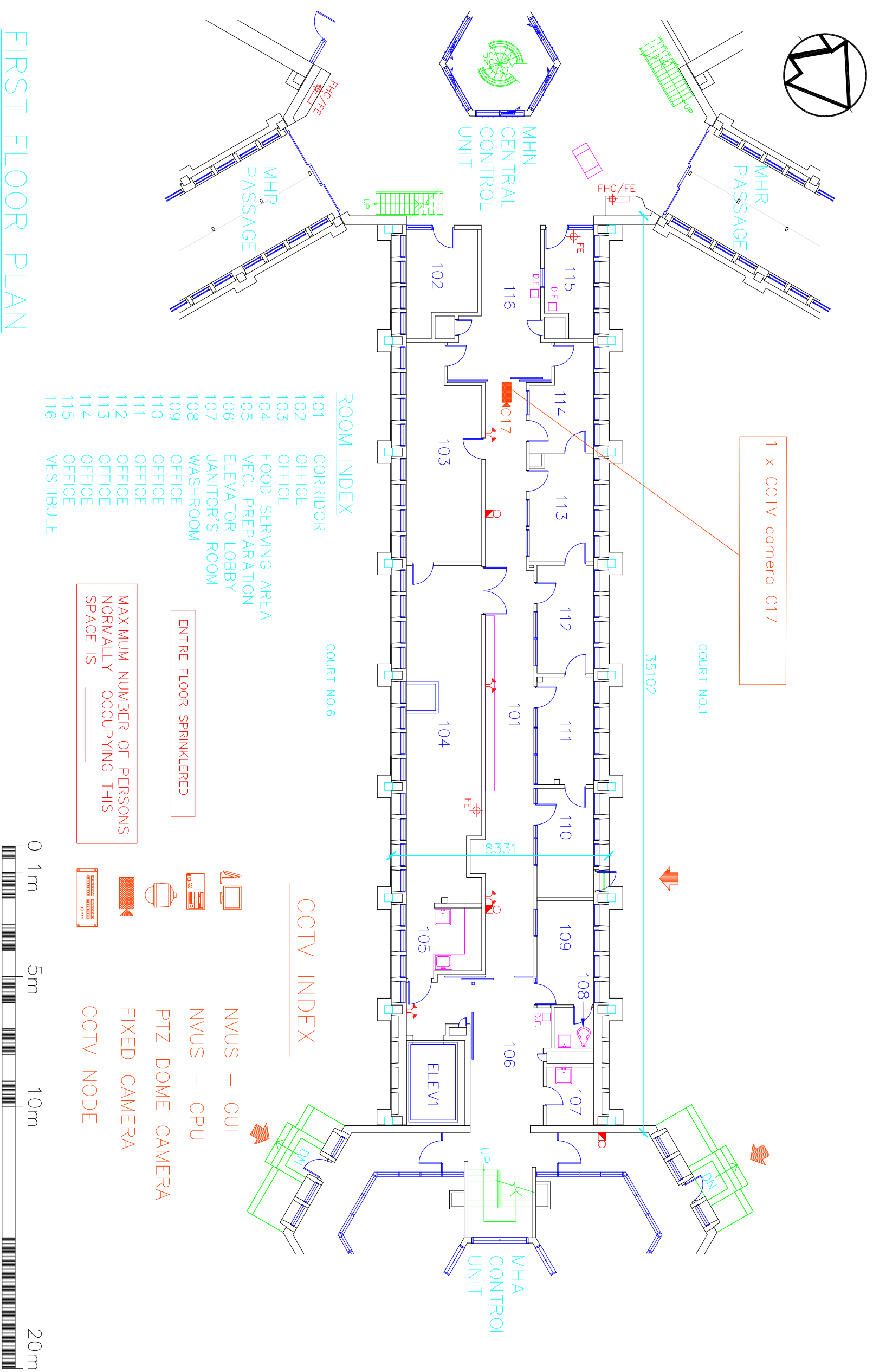
Travaux publics  
Services gouvernementaux Canada  
Services d'architecture et de génie  
Région de l'Ontario

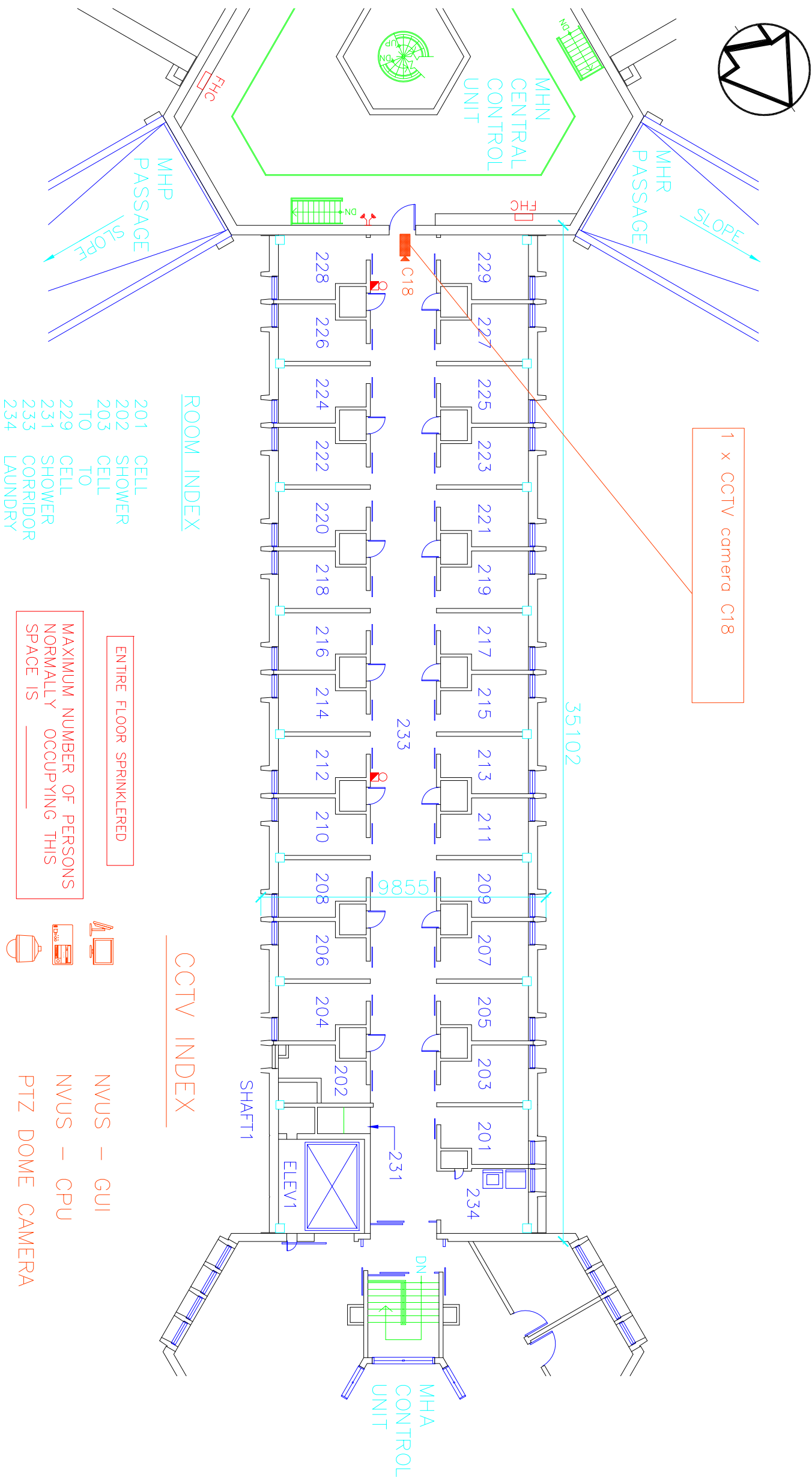
FILED: S:\...\MHC-b.DWG

UPDATED: 01-06-14

PLOT SCALE: 1:200







## SECOND FLOOR PLAN



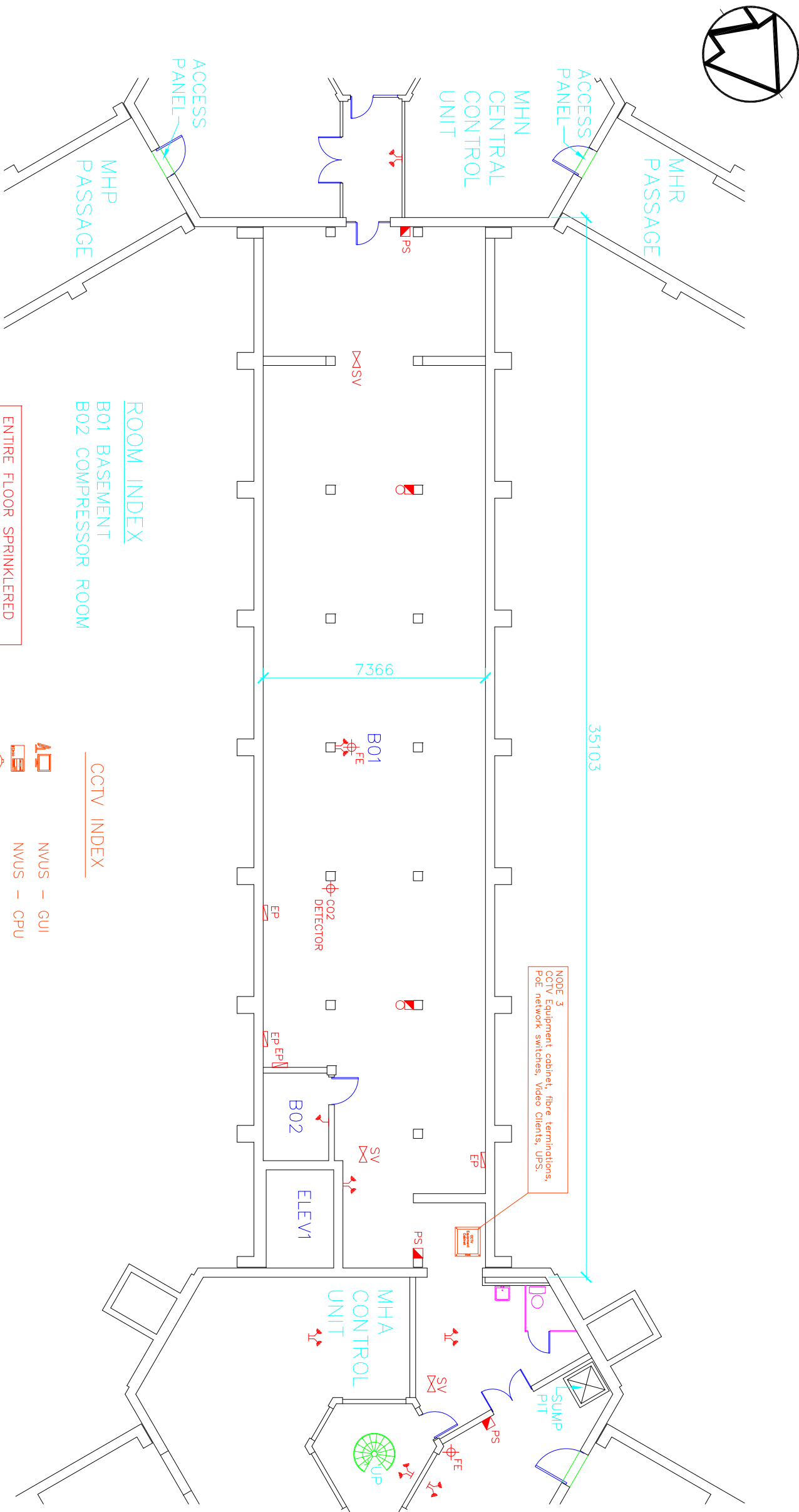
Public Works  
Government Services Canada  
Architectural and Engineering Services  
Ontario Region

Travaux publics  
Services gouvernementaux Canada  
Services d'architecture et de génie  
Région de l'Ontario

FILED: S:\...\MHD-2.DWG

UPDATED: 01-06-14

PLOT SCALE: 1:200



ROOM INDEX

B01 BASEMENT  
B02 COMPRESSOR ROOM

CCTV INDEX

- NVUS – GUI
- NVUS – CPU
- PTZ DOME CAMERA
- FIXED CAMERA
- NETWORK SWITCH
- EQUIPMENT CABINET

ENTIRE FLOOR SPRINKLERED

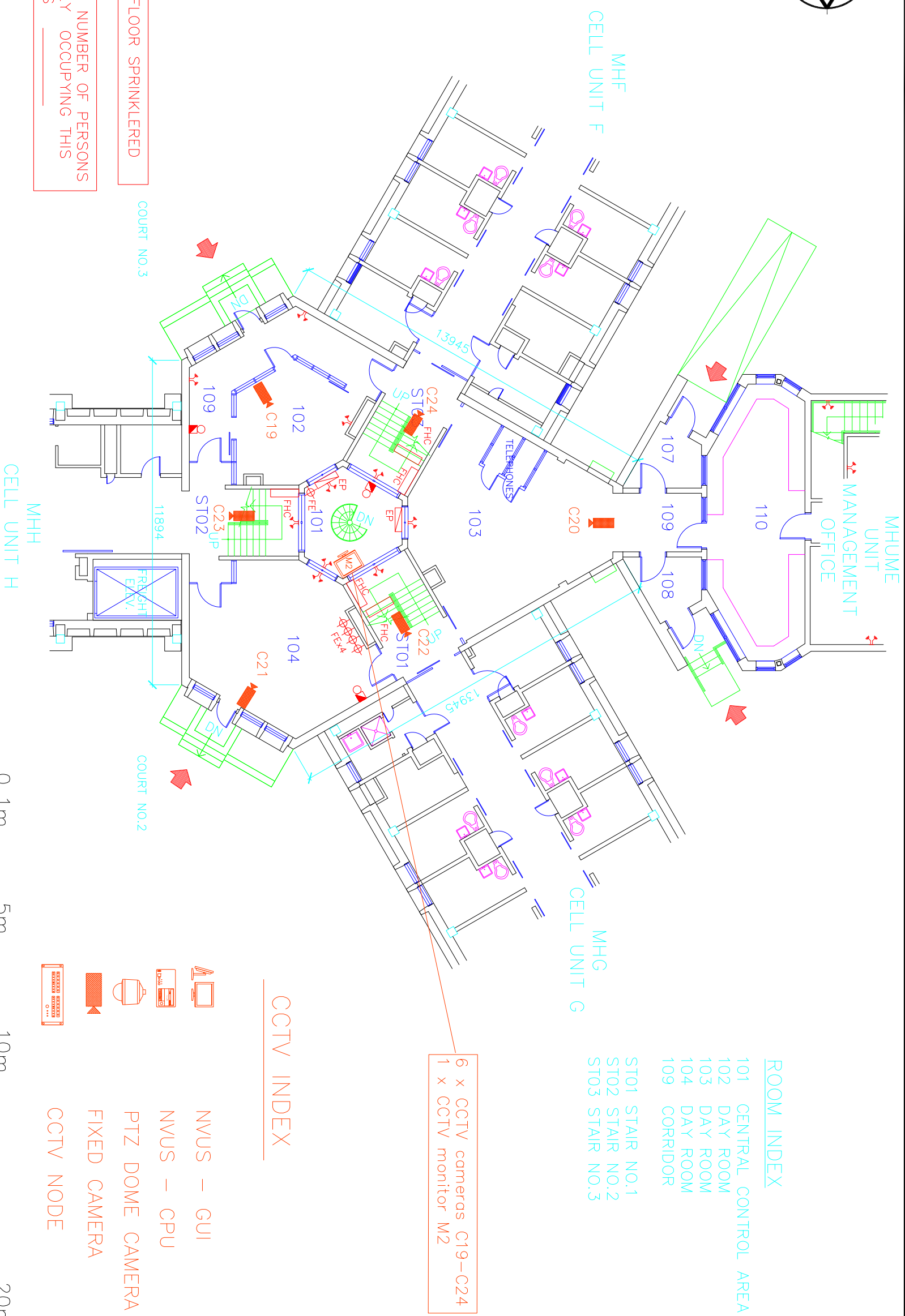
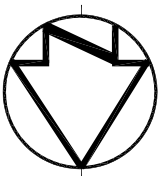
MAXIMUM NUMBER OF PERSONS  
NORMALLY OCCUPYING THIS  
SPACE IS \_\_\_\_\_

BASEMENT PLAN



## MHE CONTROL UNIT E

## CCTV PLAN



Public Works  
Government Services Canada  
Architectural and Engineering Services  
Ontario Region

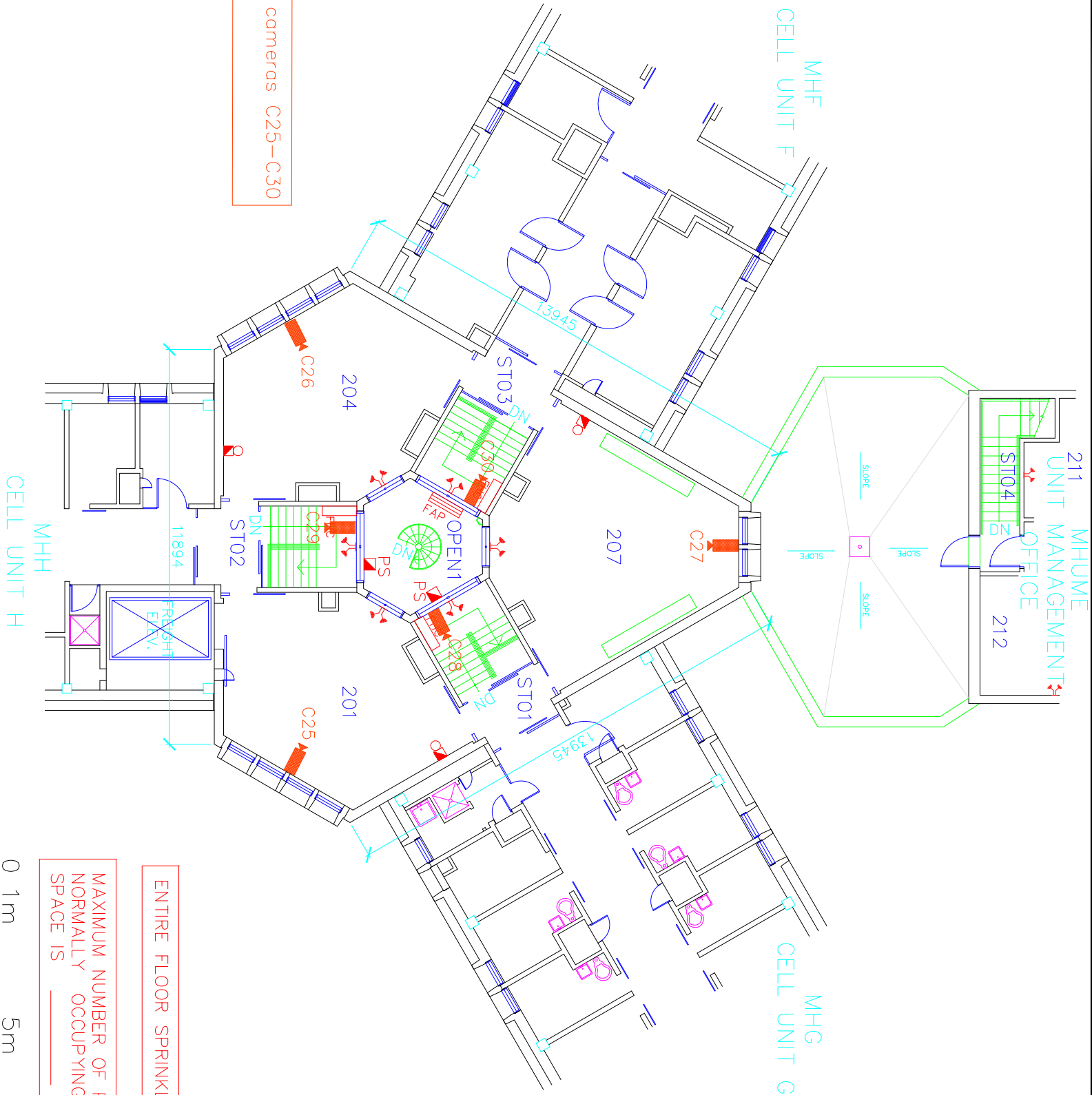
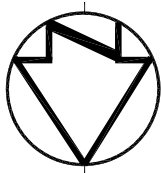
Travaux publics  
Services gouvernementaux Canada  
Services d'architecture et de génie  
Région de l'Ontario

FILED:S:\... \MHE-1.DWG

UPDATED: 01-06-14

PLOT SCALE: 1:200





ROOM INDEX

- 201 DAY ROOM
- 204 DAY ROOM
- 207 DAY ROOM
- ST01 STAIR NO.1
- ST02 STAIR NO.2
- ST03 STAIR NO.3

CCTV INDEX

- NVUS – GUI
- NVUS – CPU
- PTZ DOME CAMERA
- FIXED CAMERA
- CCTV NODE



ENTIRE FLOOR SPRINKLERED

MAXIMUM NUMBER OF PERSONS  
NORMALLY OCCUPYING THIS  
SPACE IS \_\_\_\_\_



SECOND FLOOR PLAN

6 x CCTV cameras C25–C30



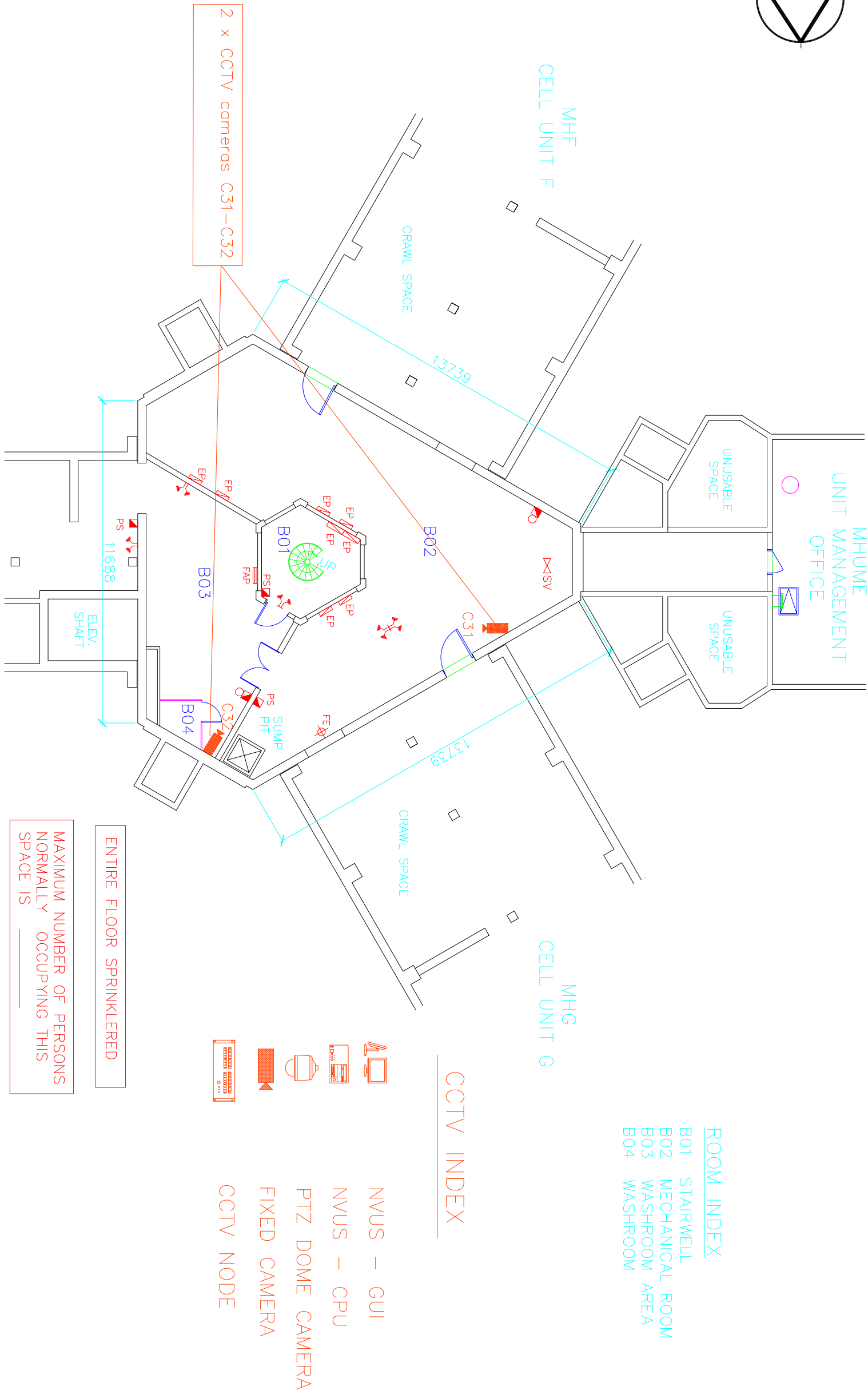
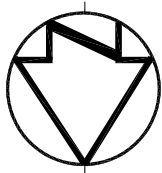
Public Works  
Government Services Canada  
Architectural and Engineering Services  
Ontario Region

Travaux publics  
Services gouvernementaux Canada  
Services d'architecture et de génie  
Région de l'Ontario

FILED: S:\...\MHE-2.DWG

UPDATED: 01-06-14

PLOT SCALE: 1:200



BASEMENT PLAN



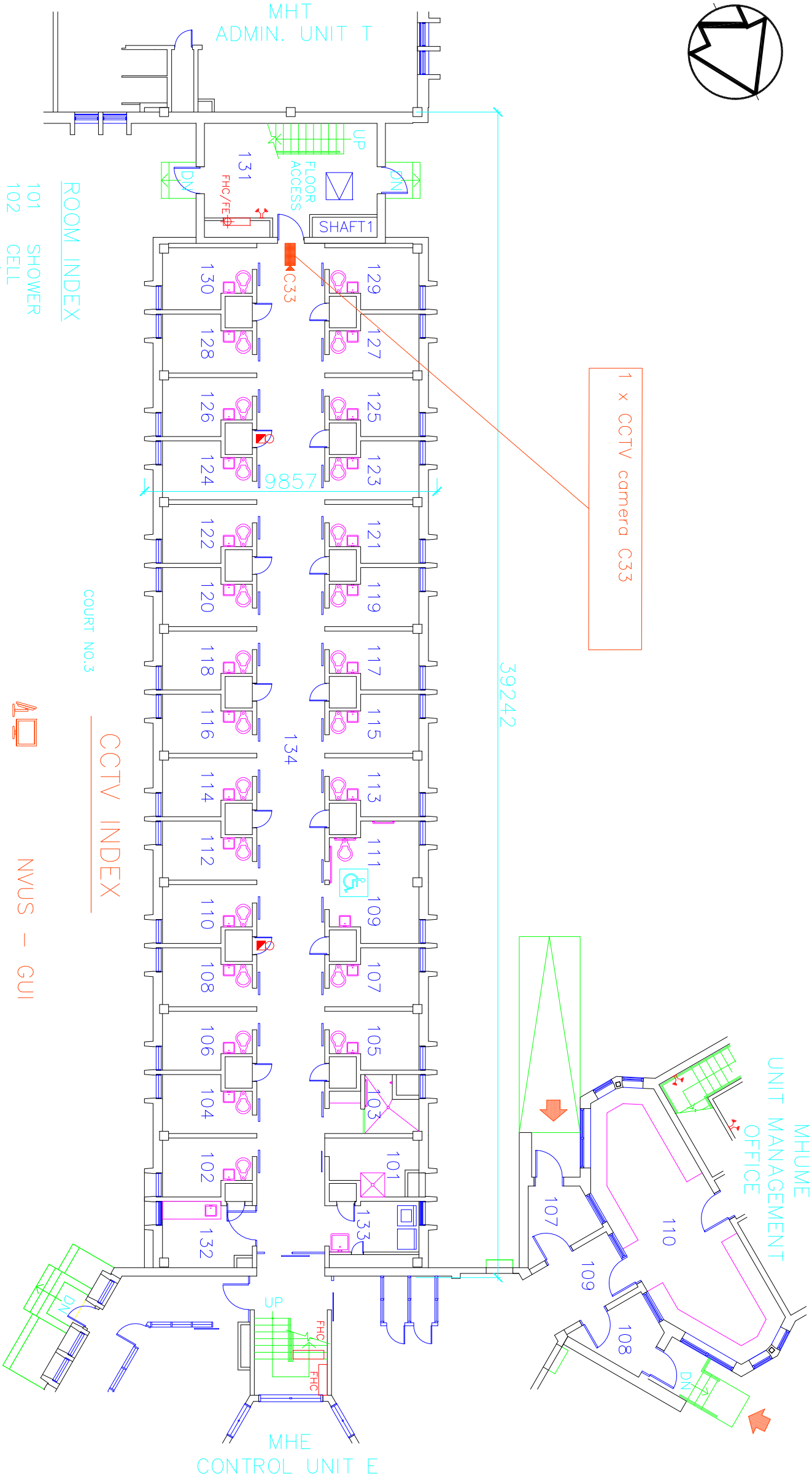
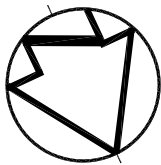
Public Works  
Government Services Canada  
Architectural and Engineering Services  
Ontario Region

Travaux publics  
Services gouvernementaux Canada  
Services d'architecture et de génie  
Région de l'Ontario

FILED: S:\...\MHE-1.DWG

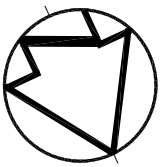
UPDATED: 01-06-14

PLOT SCALE: 1:200

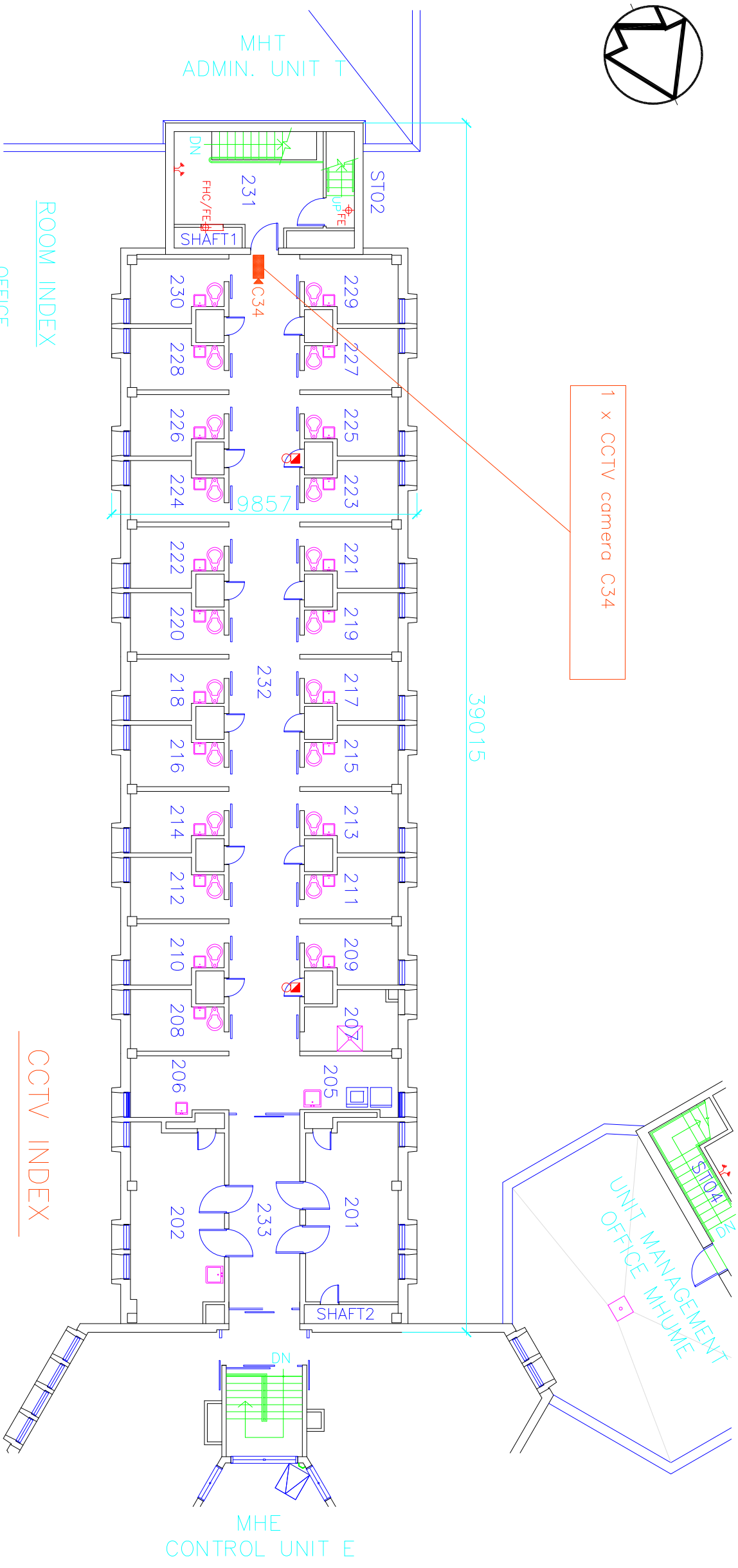


# FIRST FLOOR PLAN







1 x CCTV camera C34





## ROOM INDEX


MAXIMUM NUMBER OF PERSONS NORMALLY OCCUPYING THIS SPACE IS \_\_\_\_\_

## CCTV INDEX

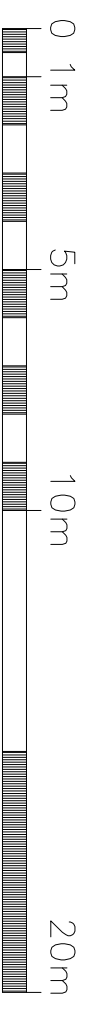


  
 NVUS – GUI


  
 NVUS – CPU

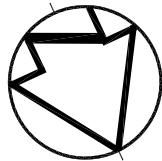

  
 PTZ DOME CAMERA


  
 FIXED CAMERA

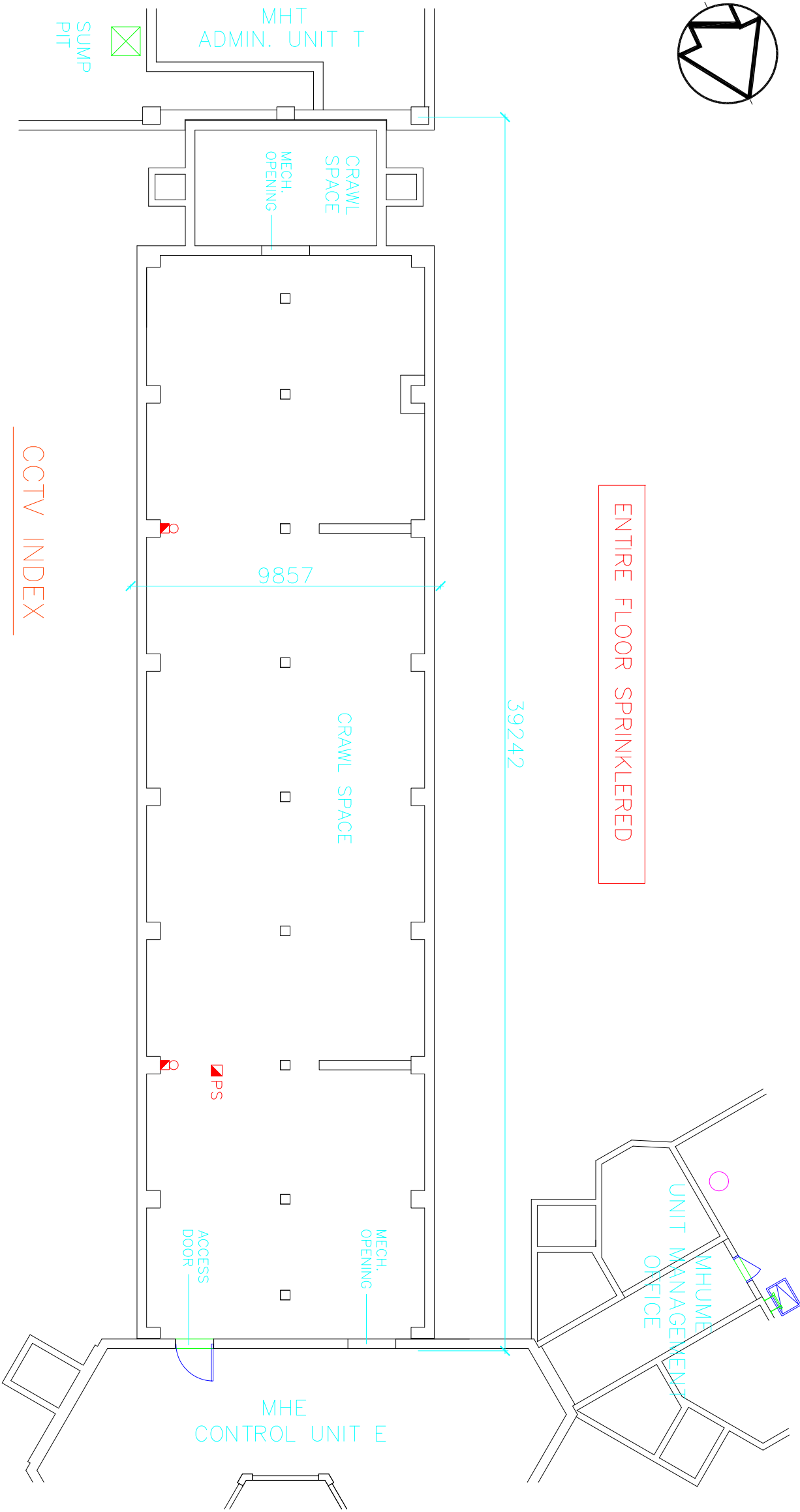
CCTV NODE












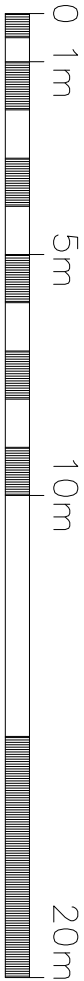
ENTIRE FLOOR SPRINKLERED



CCTV INDEX

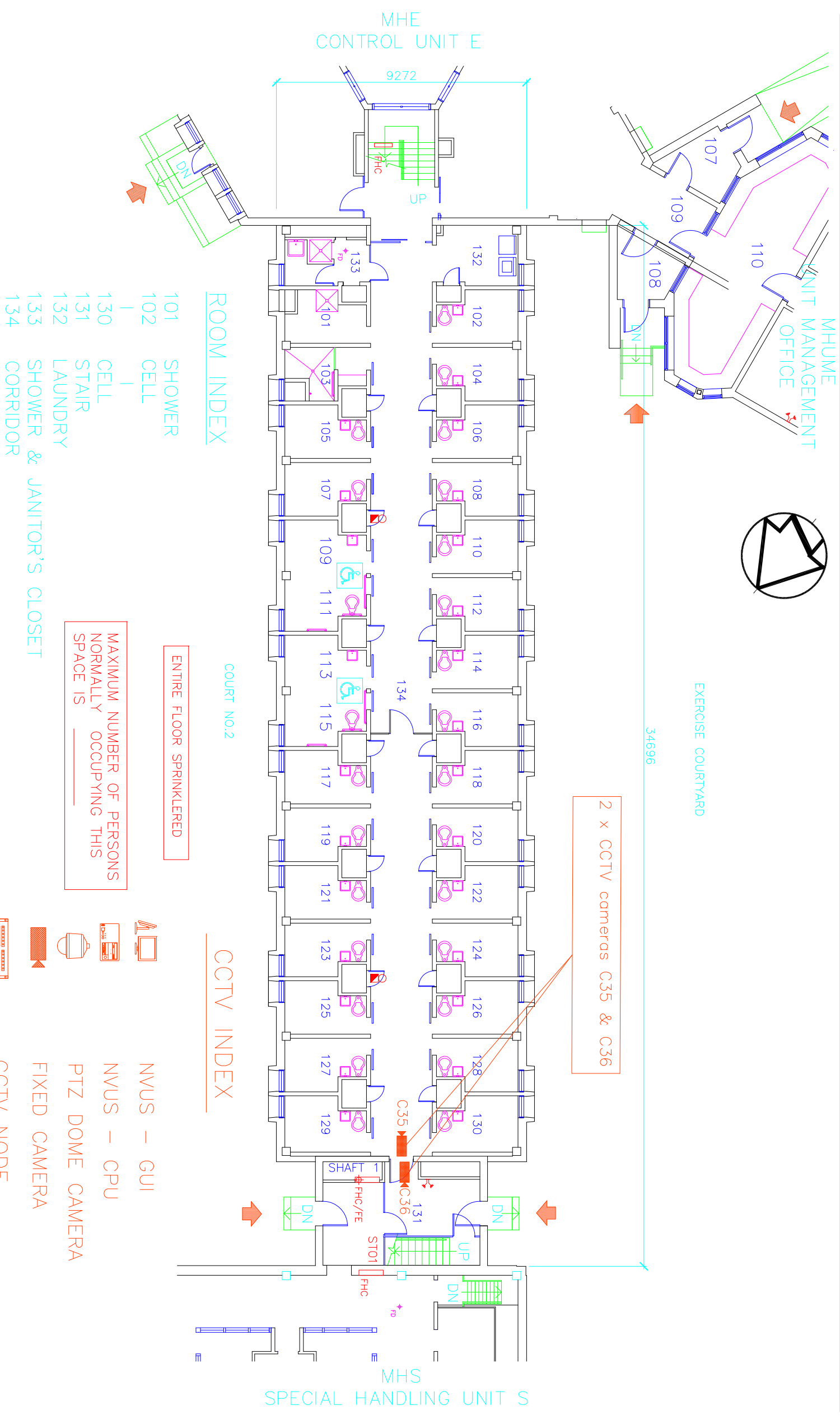
-  NVUS – GUI
-  NVUS – CPU
-  PTZ DOME CAMERA
-  FIXED CAMERA
-  CCTV NODE

BASEMENT PLAN



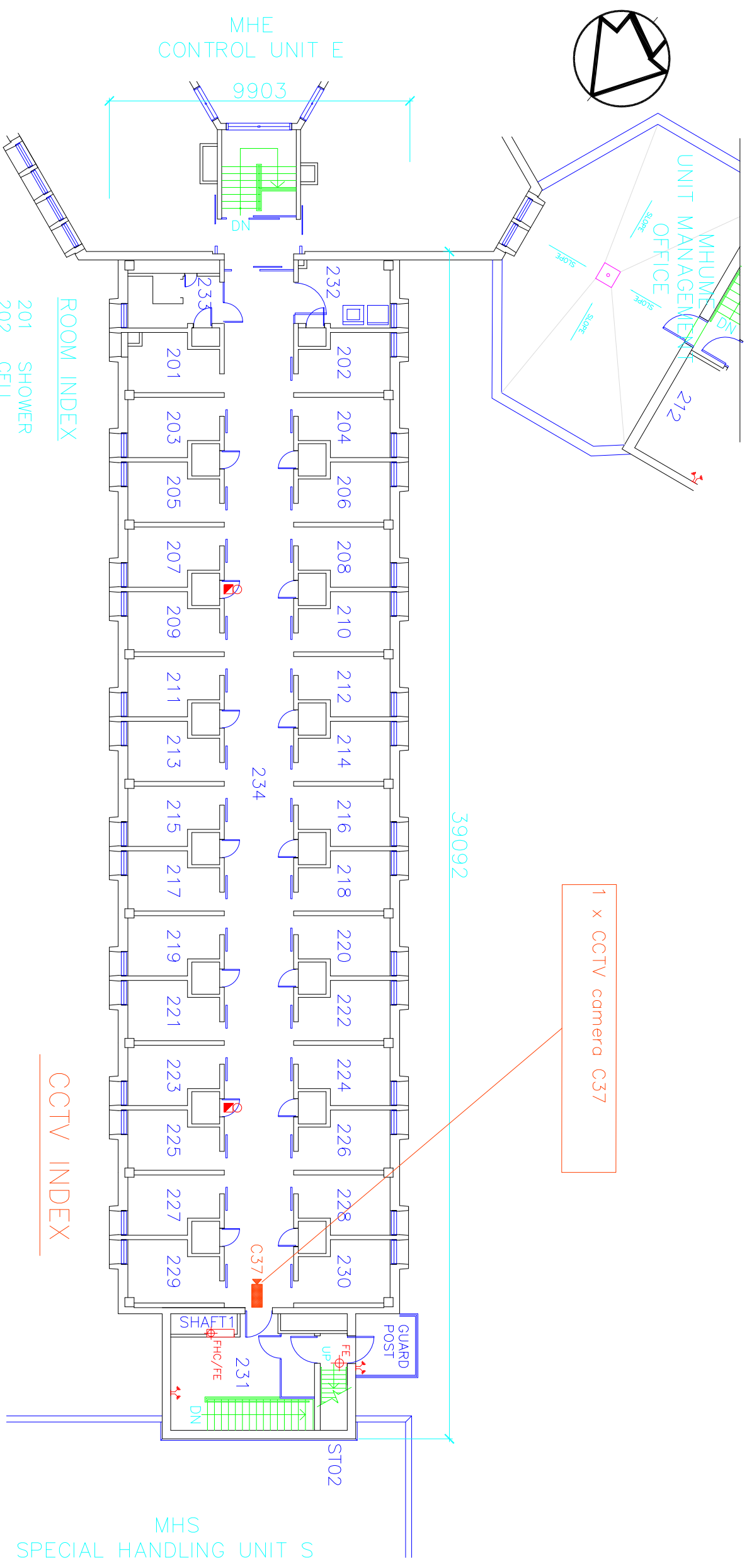
## MHG CELL UNIT G

## CCTV PLAN



## MHG CELL UNIT G

## CCTV PLAN



Public Works  
Government Services Canada  
Architectural and Engineering Services  
Ontario Region

Travaux publics  
Services gouvernementaux Canada  
Services d'architecture et de génie  
Région de l'Ontario

FILED:S:\... \MHG-2.DWG

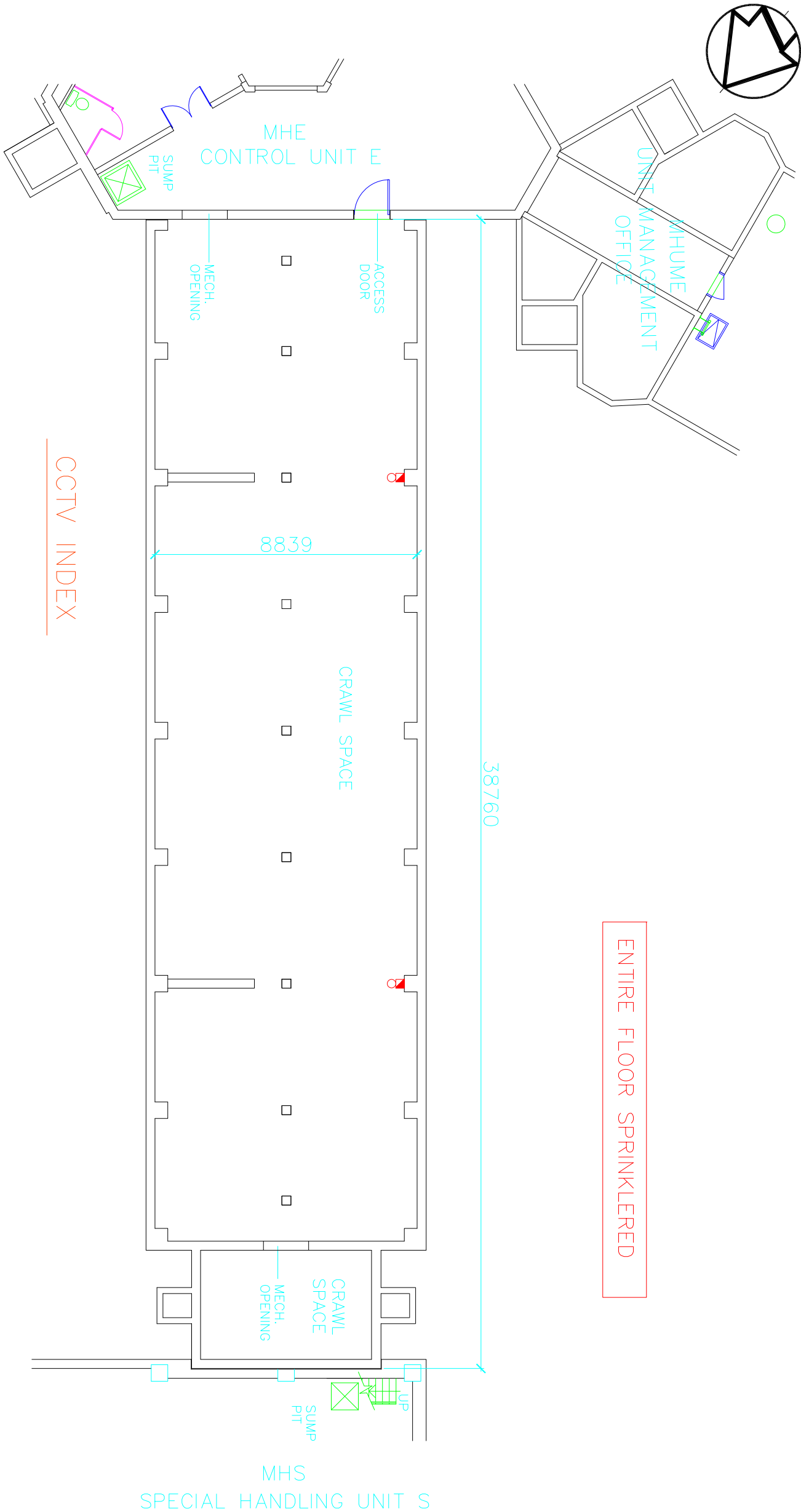
UPDATED: 01-06-14

PLOT SCALE: 1:200






MHG

CELL UNIT G

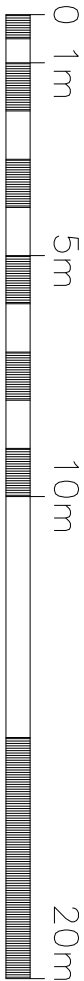
CCTV PLAN



CCTV INDEX

-  NVUS – GUI
-  NVUS – CPU
-  PTZ DOME CAMERA
-  FIXED CAMERA
-  CCTV NODE

BASEMENT PLAN



Public Works  
Government Services Canada  
Architectural and Engineering Services  
Ontario Region

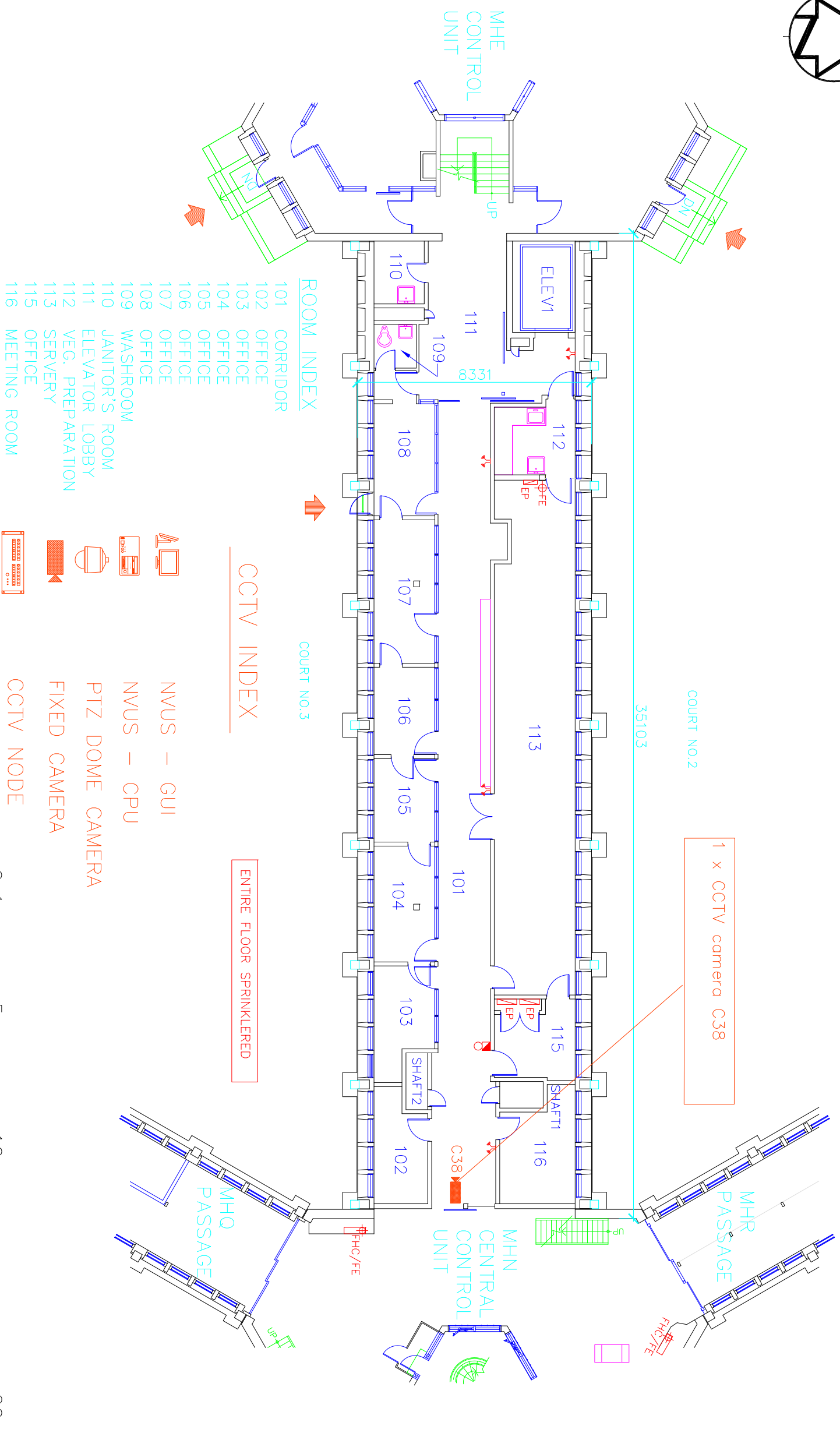
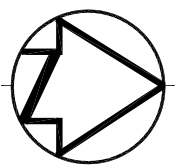
Travaux publics  
Services gouvernementaux Canada  
Services d'architecture et de génie  
Région de l'Ontario

FILED: S:\...\MHG-2.DWG

UPDATED: 01-06-14

PLOT SCALE: 1:200

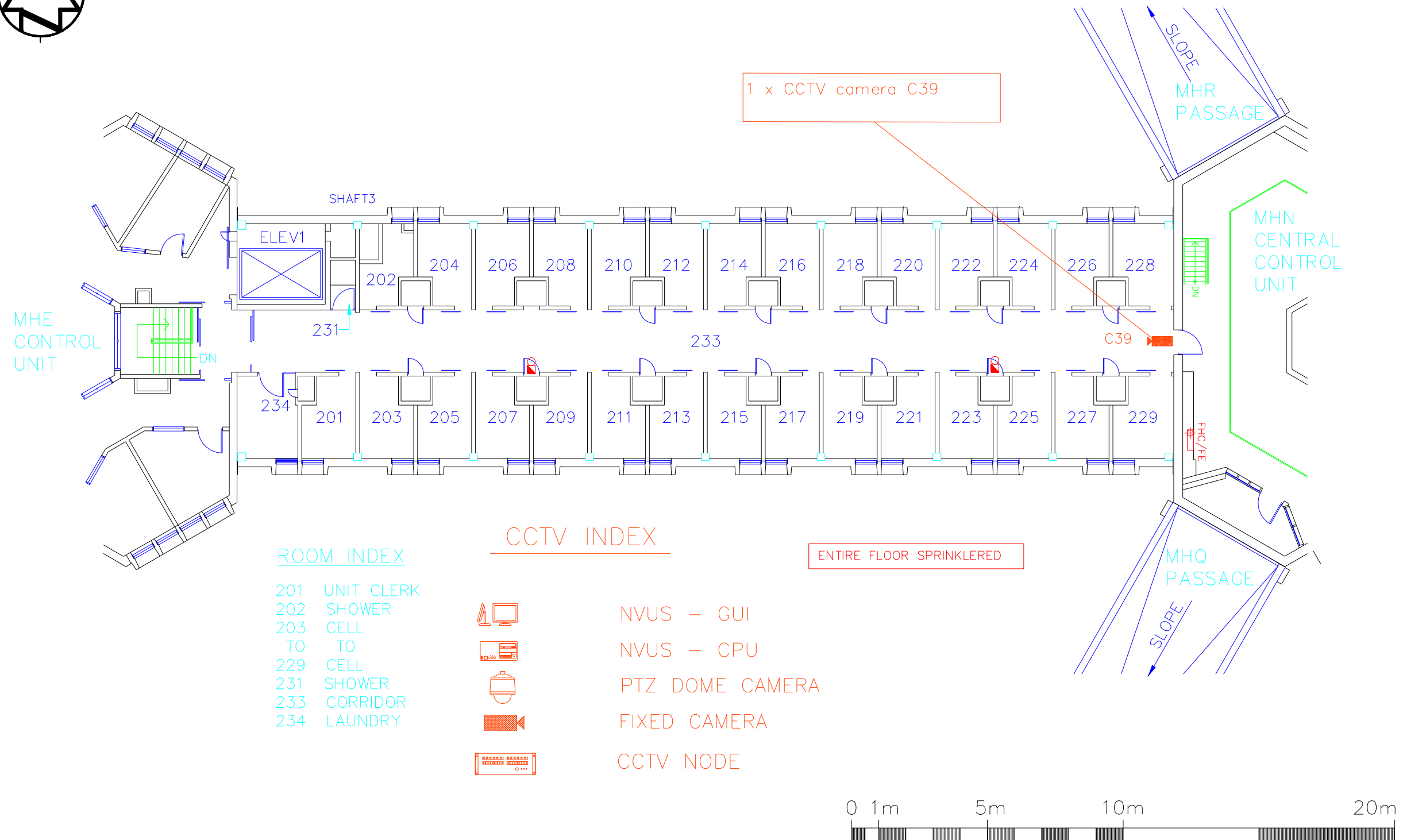
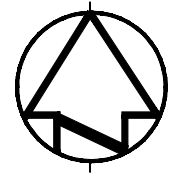




MHH

CELL UNIT H

CCTV PLAN



SECOND FLOOR PLAN

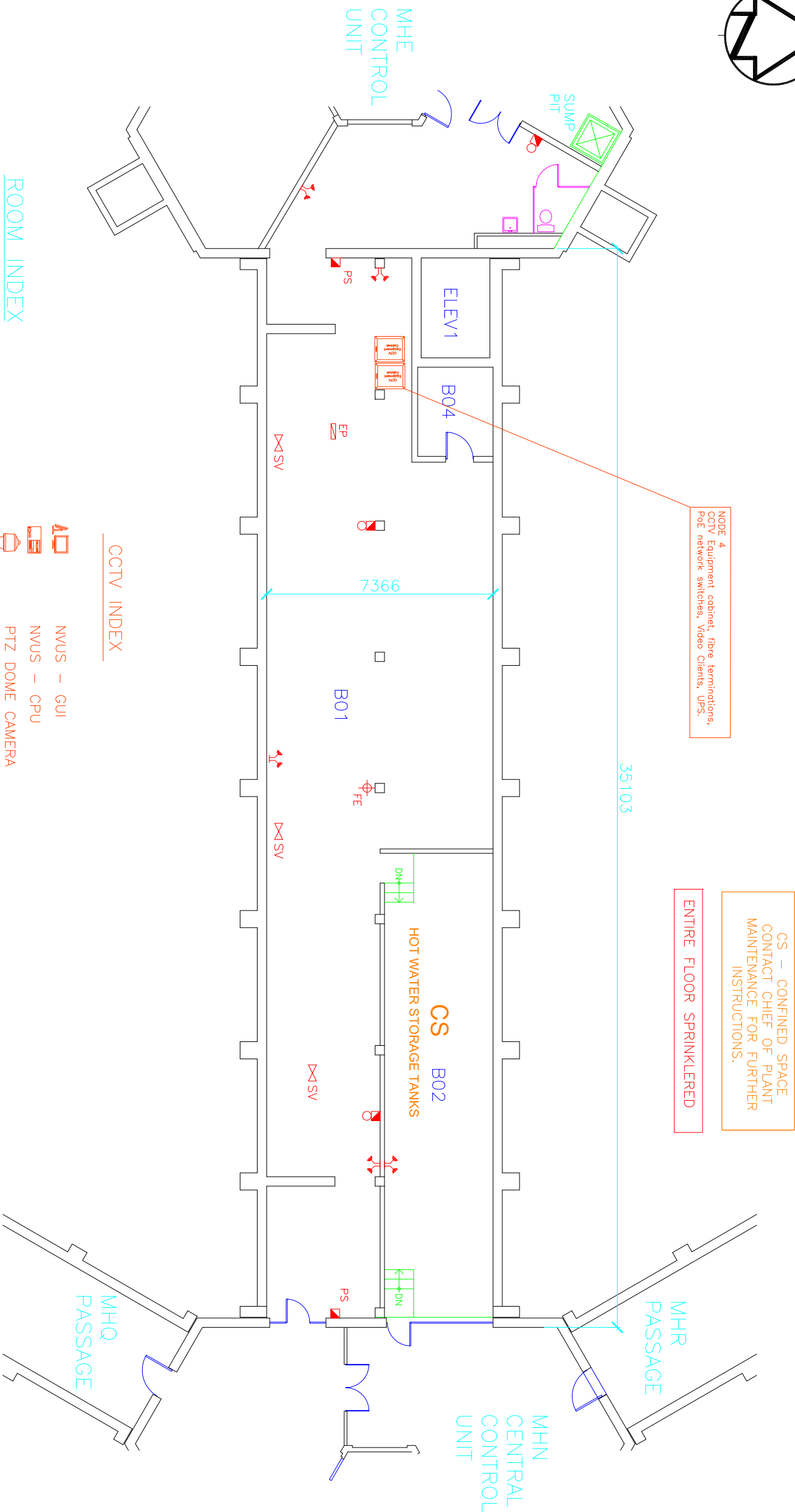
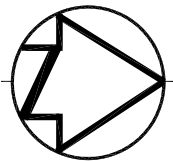


Public Works  
Government Services Canada  
Architectural and Engineering Services  
Ontario Region

Travaux publics  
Services gouvernementaux Canada  
Services d'architecture et de génie  
Région de l'Ontario

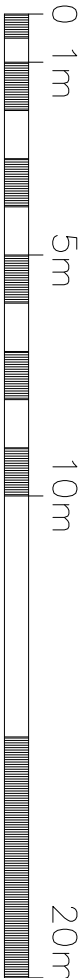
FILED: S:\...\MHH-2.DWG

UPDATED: 01-06-14 PLOT SCALE: 1:200



ROOM INDEX  
B01 BASEMENT  
B02 HOT WATER TANK ROOM  
B04 COMPRESSOR ROOM

- CCTV INDEX
- NVUS - GUI
  - NVUS - CPU
  - PTZ DOME CAMERA
  - FIXED CAMERA
  - NETWORK SWITCH
  - EQUIPMENT CABINET



## BASEMENT PLAN



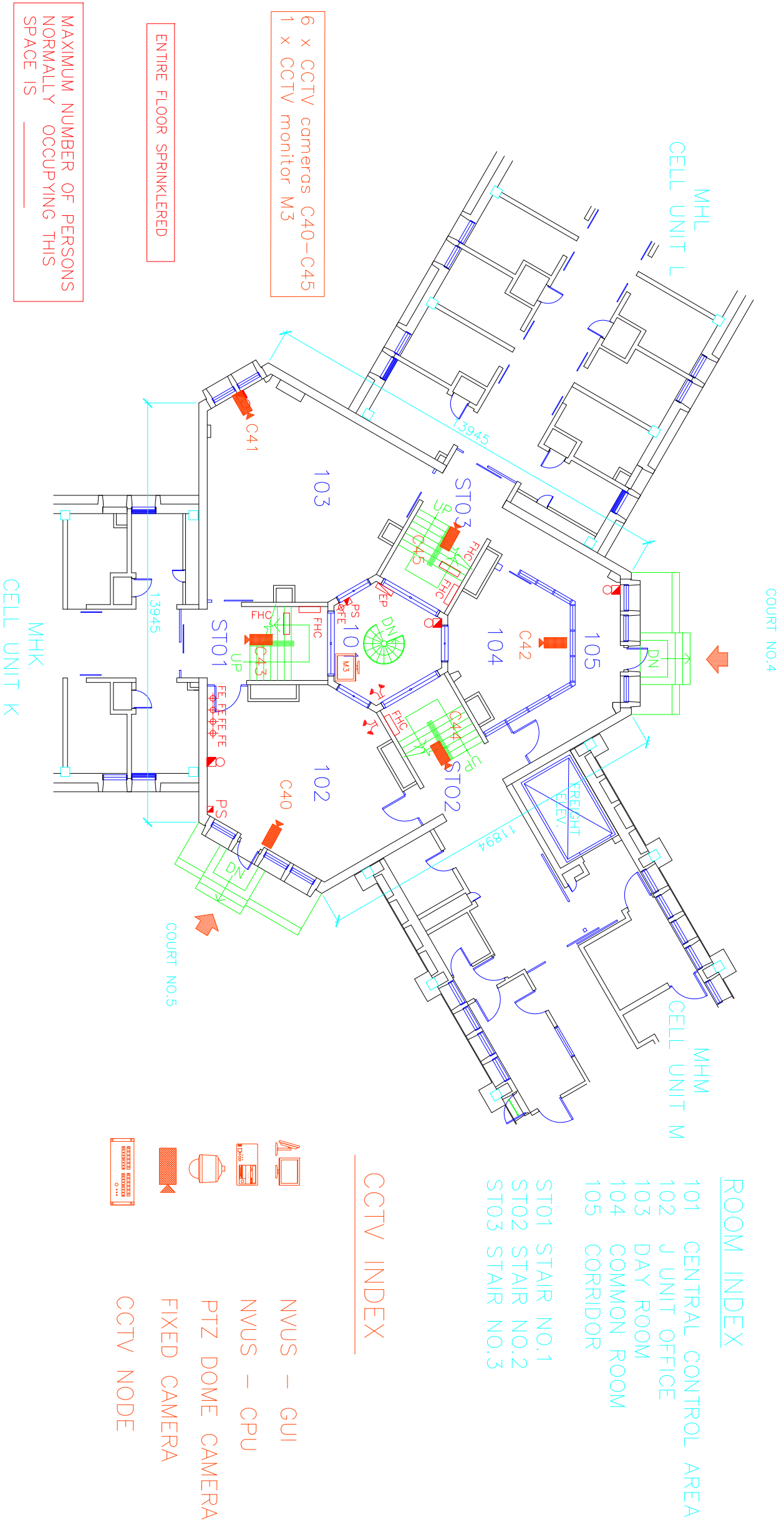
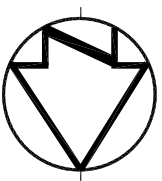
Public Works  
Government Services Canada  
Architectural and Engineering Services  
Ontario Region

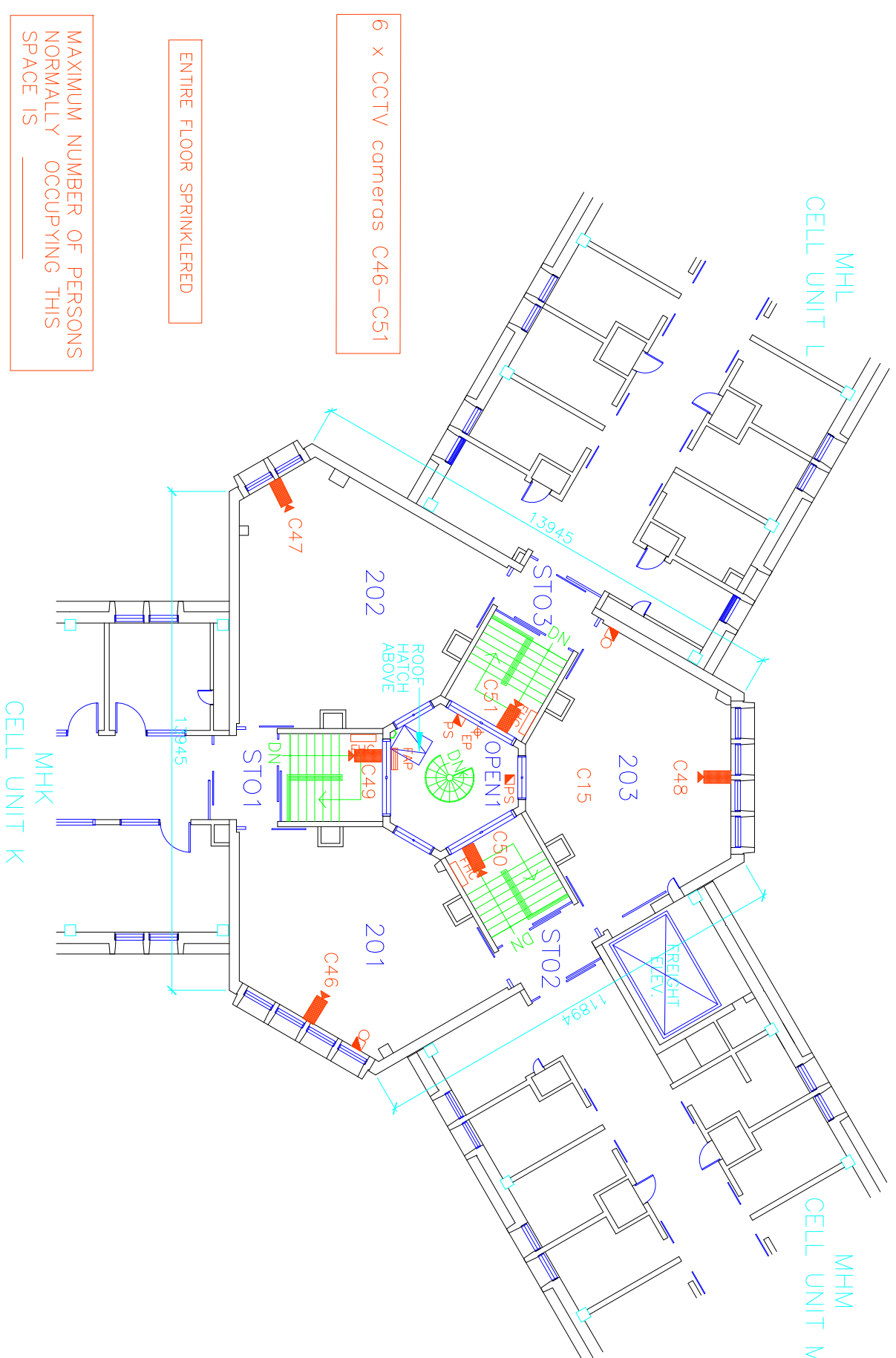
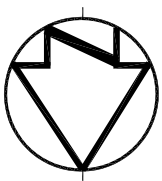
Travaux publics  
Services gouvernementaux Canada  
Services d'architecture et de génie  
Région de l'Ontario

FILED: S:\...\MHH-B.DWG

UPDATED: 11-06-09

PLOT SCALE: 1:200





201	COMMON	ROOM
202	COMMON	ROOM
203	COMMON	ROOM

## CCTV INDEX



MVUS - GUI



## NVUS – CPU



PTZ DOME CAMERA



## FIXED CAMERA



CCTV NODE

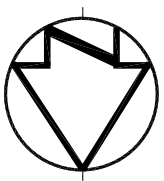
MAXIMUM NUMBER OF PERSONS  
NORMALLY OCCUPYING THIS  
SPACE IS \_\_\_\_\_

ENTIRE FLOOR SPRINKLERED

6 x CCTV cameras C46-C51

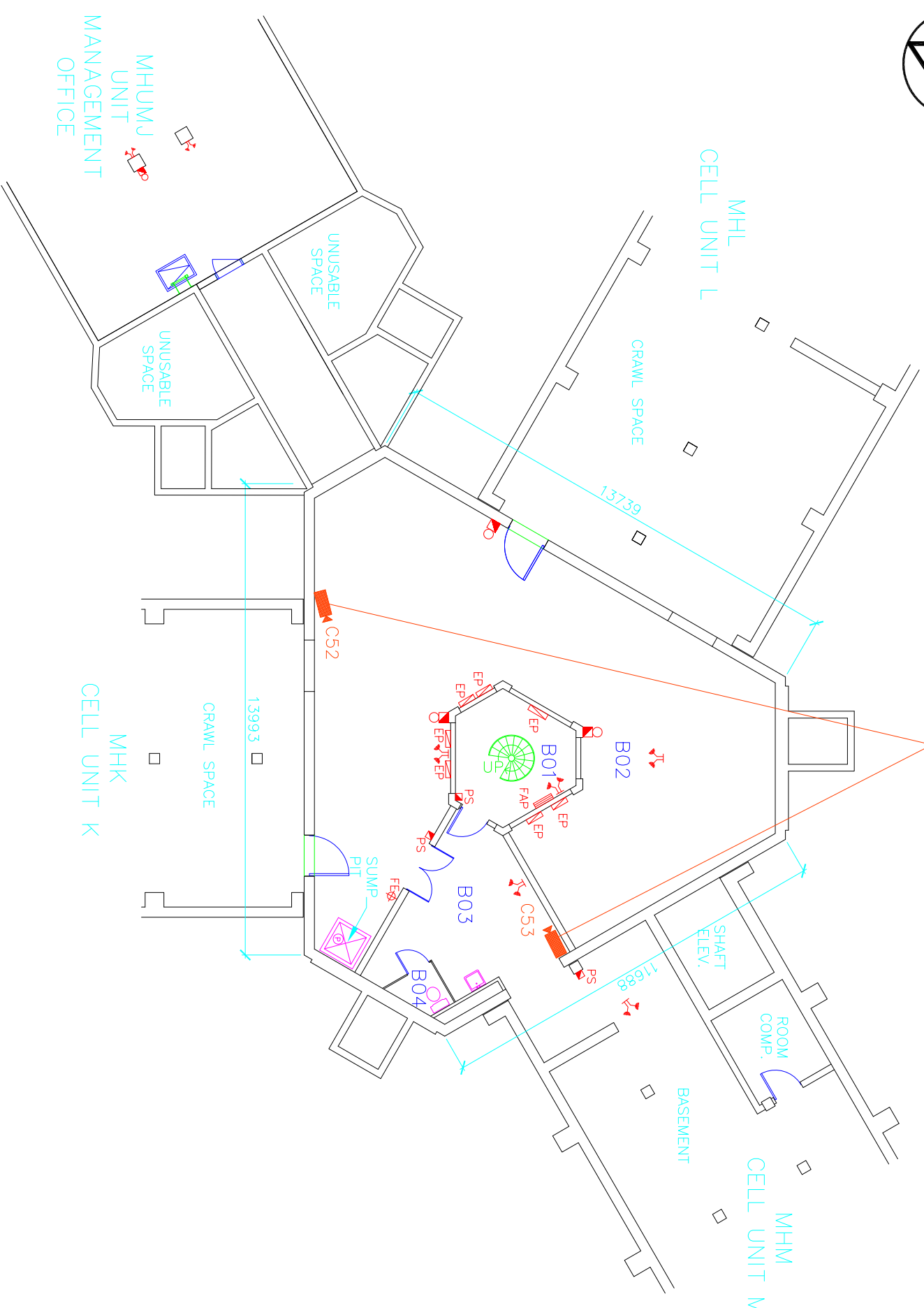






2 x CCTV cameras C52 & 53

B01	STAIRWELL
B02	MECHANICAL ROOM
B03	WASHROOM AREA
B04	WASHROOM



MAXIMUM NUMBER OF PERSONS  
NORMALLY OCCUPYING THIS  
SPACE IS \_\_\_\_\_

ENTIRE FLOOR SPRINKLERED

## CCTV INDEX



MVUS – GUI



NVUS - CPU



PTZ DOME CAMERA



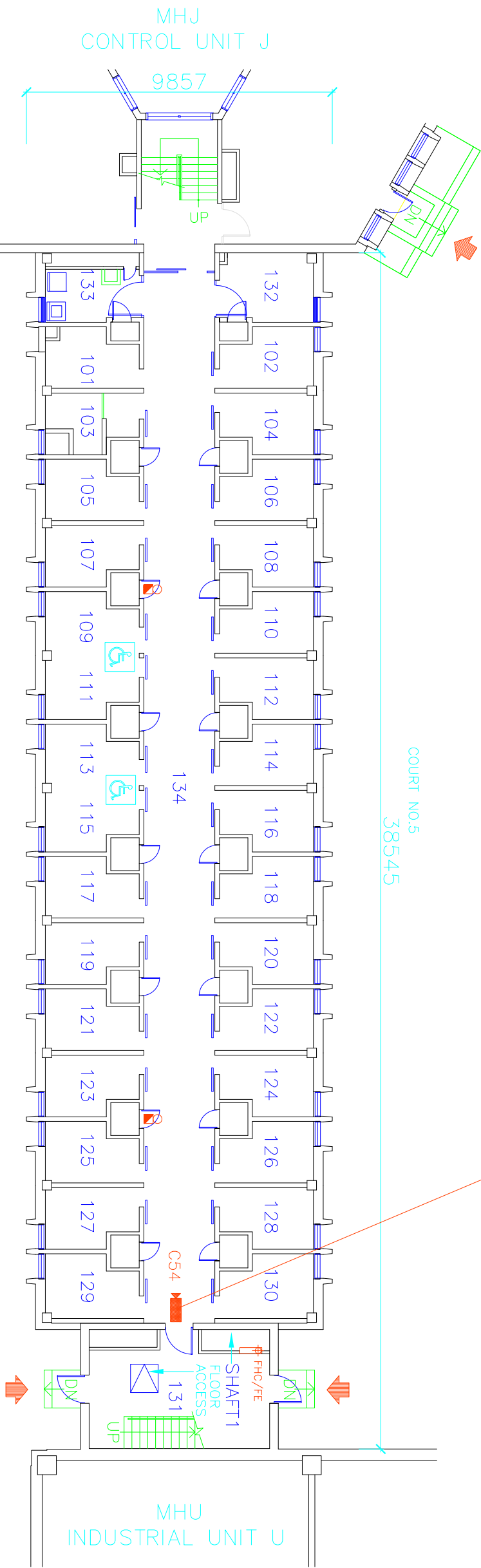
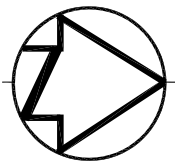
## FIXED CAMERA



CCTV NODE

## BASEMENT PLAN





1 x CCTV camera C54

ROOM INDEX

- 101 SHOWER
- 102 CELL
- 103 H/C SHOWER
- 102 CELL
- 102
- 130 CELL
- 131 STAIR
- 132 COMMON AREA
- 133 LAUNDRY
- 134 CORRIDOR

CCTV INDEX

- NVUS – GUI
- NVUS – CPU
- PTZ DOME CAMERA
- FIXED CAMERA
- CCTV NODE

MAXIMUM NUMBER OF PERSONS NORMALLY OCCUPYING THIS SPACE IS \_\_\_\_\_

ENTIRE FLOOR SPRINKLERED

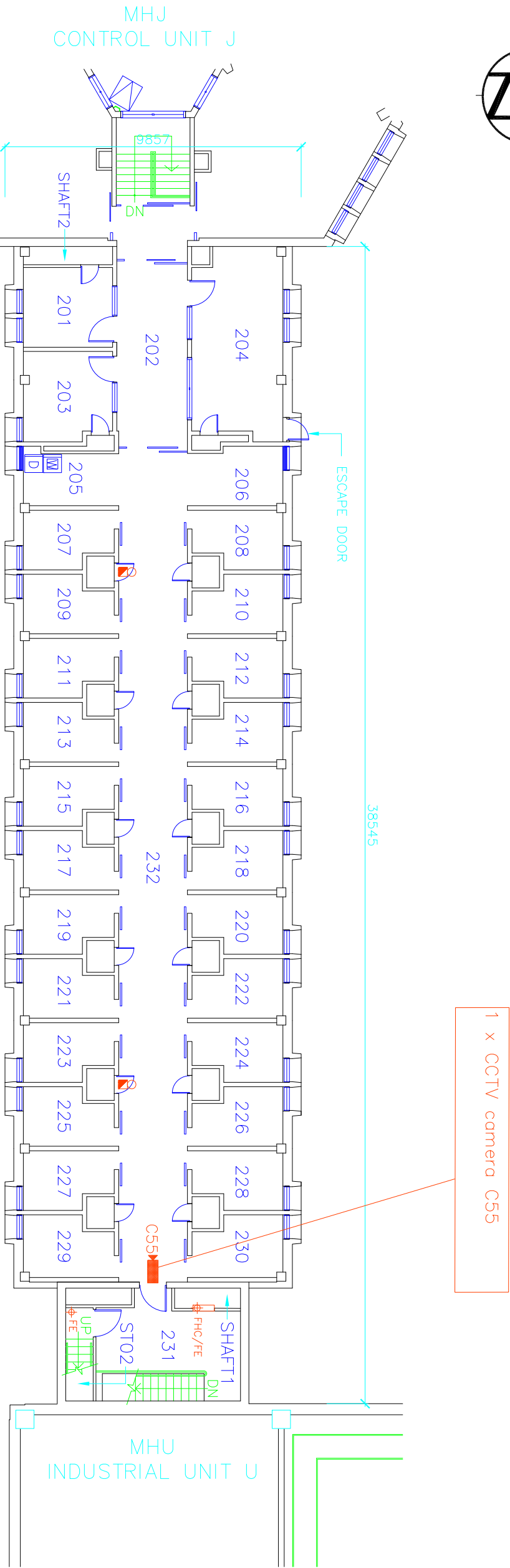
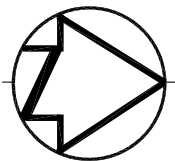
FIRST FLOOR PLAN



MHK

CELL UNIT K

CCTV PLAN



ROOM INDEX

201	OFFICE
202	CORRIDOR
203	OFFICE
204	OFFICE
205	LAUNDRY
206	COMMON AREA
207	CELL
230	CELL
231	STAIR
232	CORRIDOR
STO2	STAIR NO.2

CCTV INDEX

	NVUS – GUI
	NVUS – CPU
	PTZ DOME CAMERA
	FIXED CAMERA
	CCTV NODE

MAXIMUM NUMBER OF PERSONS  
NORMALLY OCCUPYING THIS  
SPACE IS \_\_\_\_\_

ENTIRE FLOOR SPRINKLERED



SECOND FLOOR PLAN



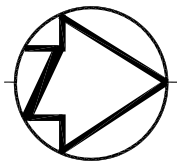
Public Works  
Government Services Canada  
Architectural and Engineering Services  
Ontario Region

Travaux publics  
Services gouvernementaux Canada  
Services d'architecture et de génie  
Région de l'Ontario

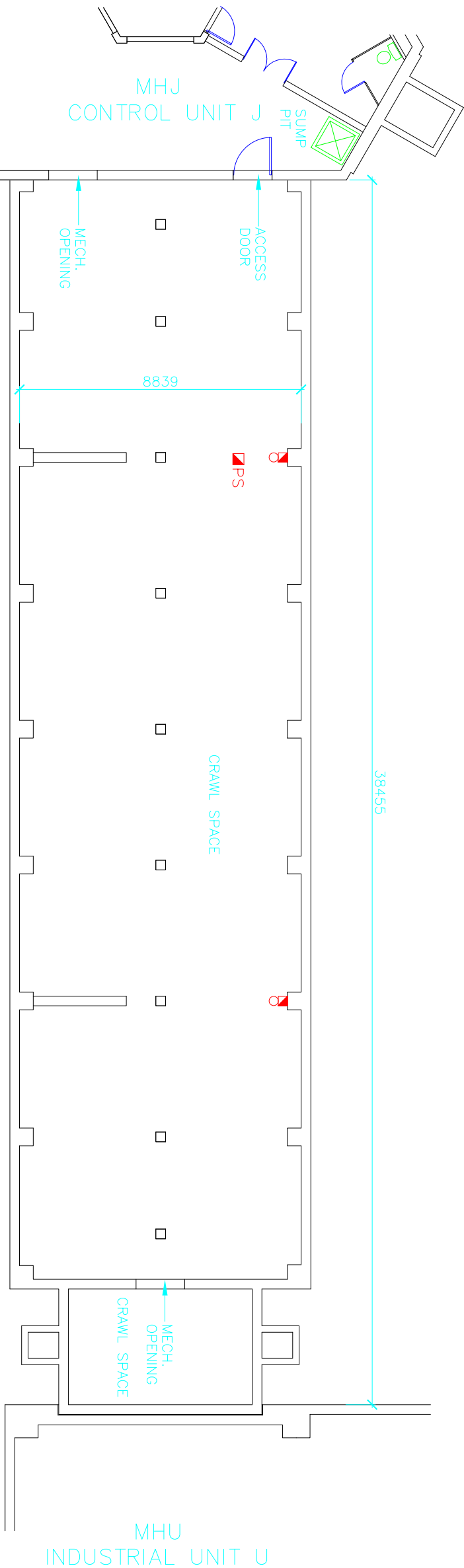
FILED: S:\...\MHK-2.DWG

UPDATED: 01.06.14

PLOT SCALE: 1:200

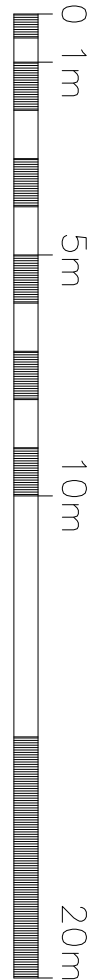


ENTIRE FLOOR SPRINKLERED

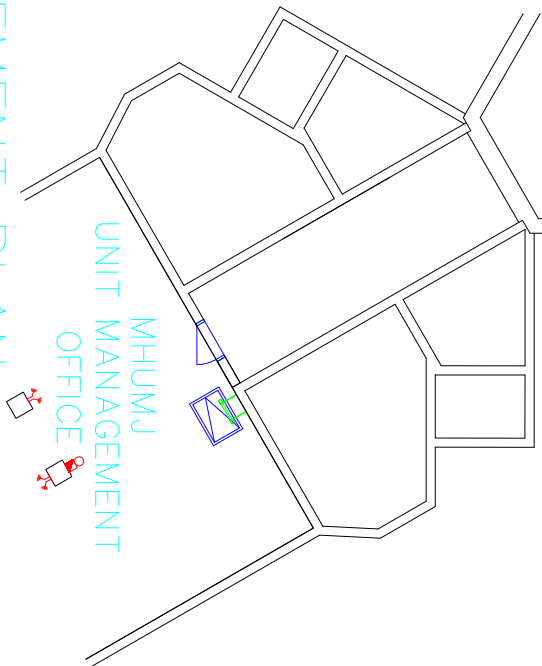


CCTV INDEX

- NVUS – GUI
- NVUS – CPU
- PTZ DOME CAMERA
- FIXED CAMERA
- CCTV NODE



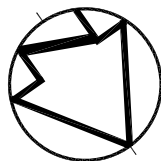
BASEMENT PLAN



MHL

CELL UNIT L

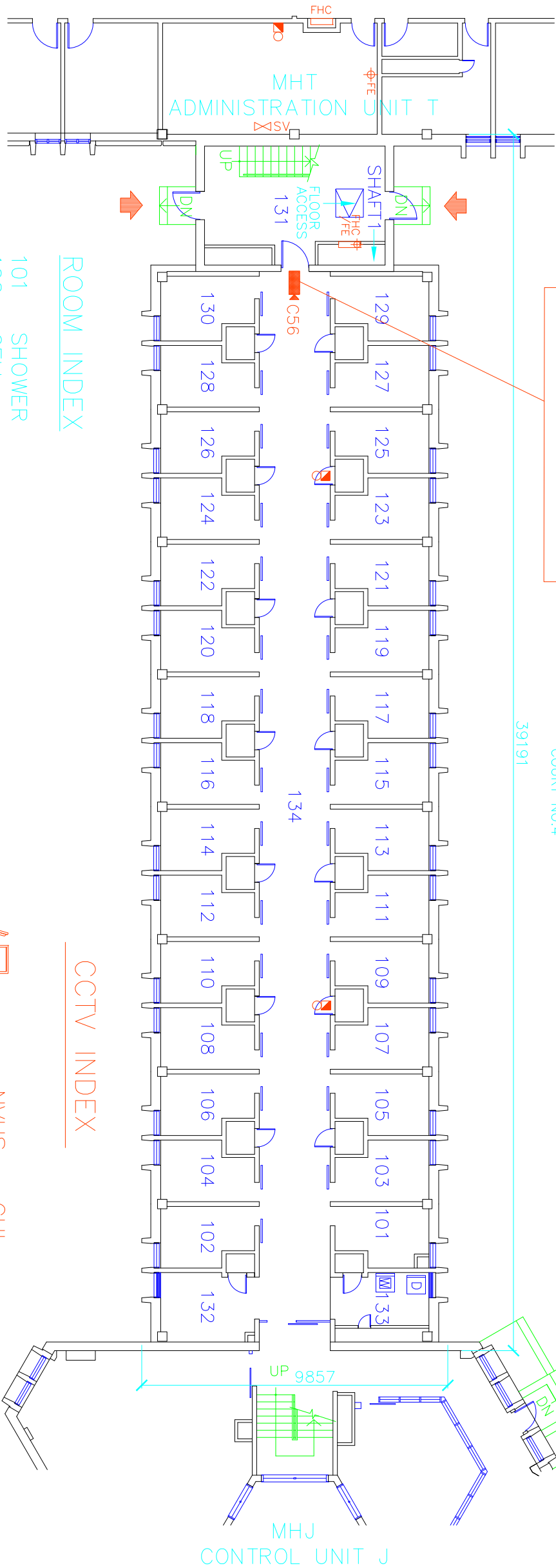
CCTV PLAN



1 x CCTV camera C56

COURT NO.4

39191



ROOM INDEX

- 101 SHOWER
- 102 CELL
- 130 CELL
- 131 STAIR
- 132 COMMON AREA
- 133 LAUNDRY

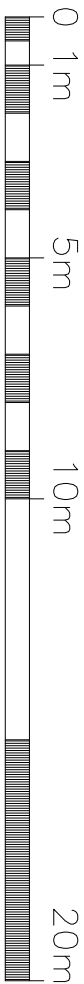
ENTIRE FLOOR SPRINKLERED

MAXIMUM NUMBER OF PERSONS  
NORMALLY OCCUPYING THIS  
SPACE IS \_\_\_\_\_

CCTV INDEX

- NVUS – GUI
- NVUS – CPU
- PTZ DOME CAMERA
- FIXED CAMERA
- CCTV NODE

FIRST FLOOR PLAN



Public Works  
Government Services Canada  
Architectural and Engineering Services  
Ontario Region

Travaux publics  
Services gouvernementaux Canada  
Services d'architecture et de génie  
Région de l'Ontario

FILED: S:\...\MHL-1.DWG

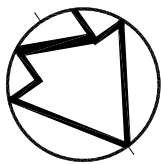
UPDATED: 01.06.14

PLOT SCALE: 1:200

MHL

CELL UNIT L

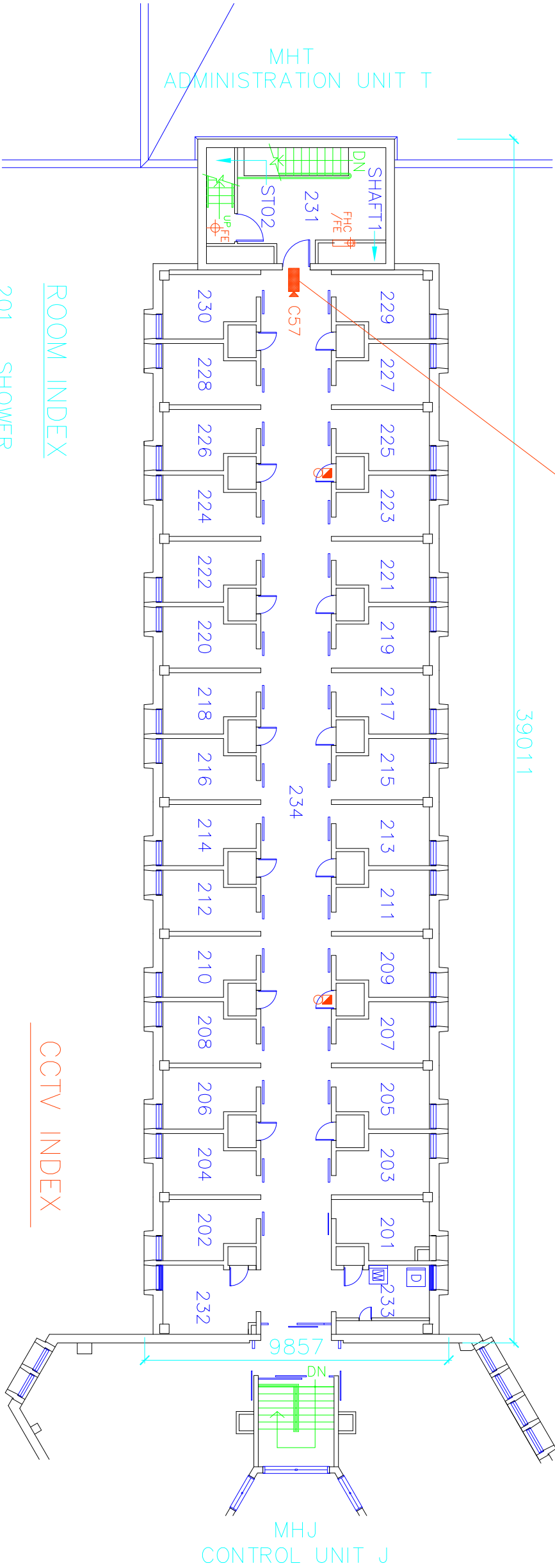
CCTV PLAN



1 x CCTV camera C57

39011






MHT  
ADMINISTRATION UNIT T



ROOM INDEX

- 201 SHOWER
- 202 CELL
- 230 CELL
- 231 STAIR
- 232 COMMON AREA
- 233 LAUNDRY
- 234 CORRIDOR
- STO2 STAIR NO.2

CCTV INDEX

-  NVUS – GUI
  -  NVUS – CPU
  -  PTZ DOME CAMERA
  -  FIXED CAMERA
  -  CCTV NODE
- MAXIMUM NUMBER OF PERSONS  
NORMALLY OCCUPYING THIS  
SPACE IS \_\_\_\_\_

SECOND FLOOR PLAN



Public Works  
Government Services Canada  
Architectural and Engineering Services  
Ontario Region

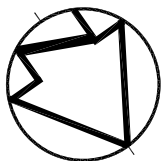
Travaux publics  
Services gouvernementaux Canada  
Services d'architecture et de génie  
Région de l'Ontario

FILED: S:\...\MHL-2.DWG

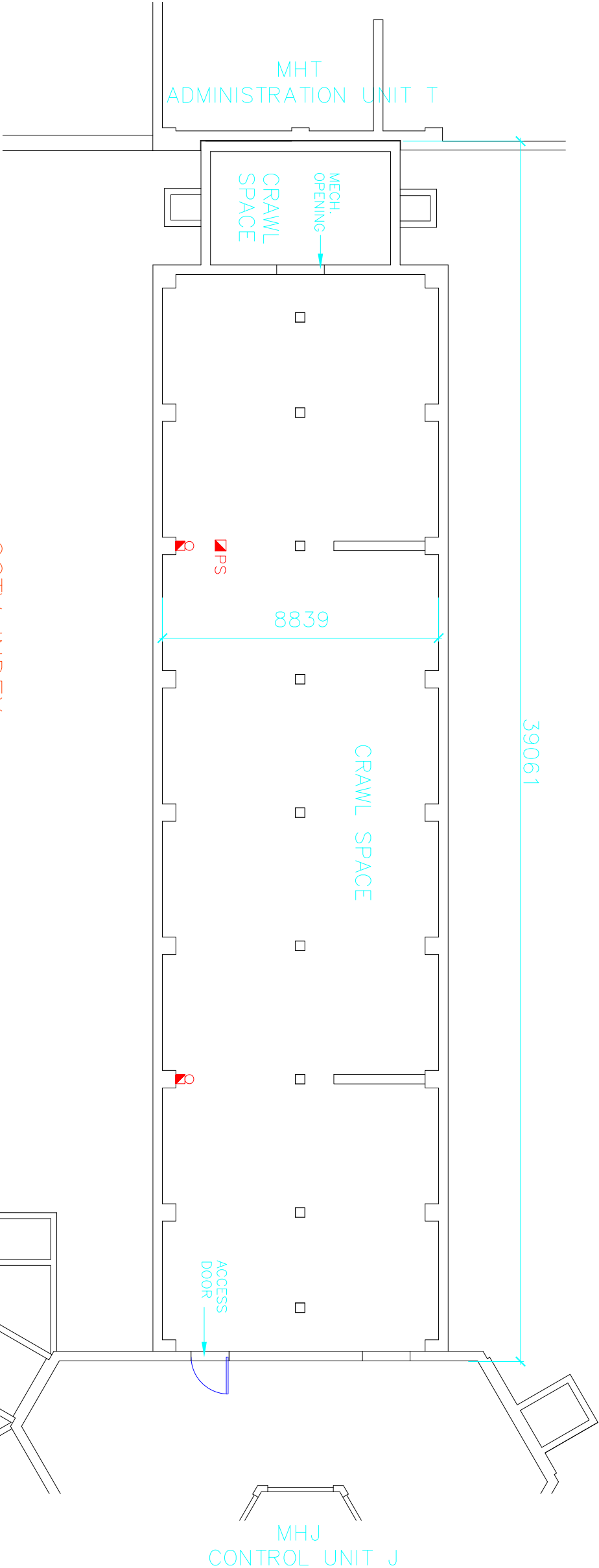
UPDATED: 01.06.14

PLOT SCALE: 1:200





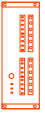




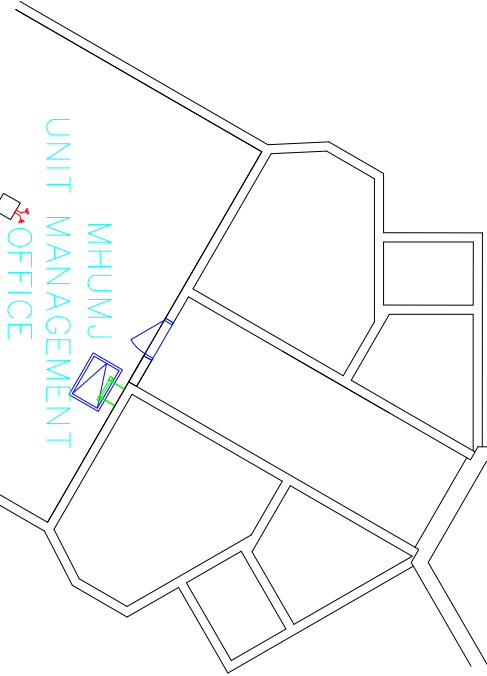
ENTIRE FLOOR SPRINKLERED

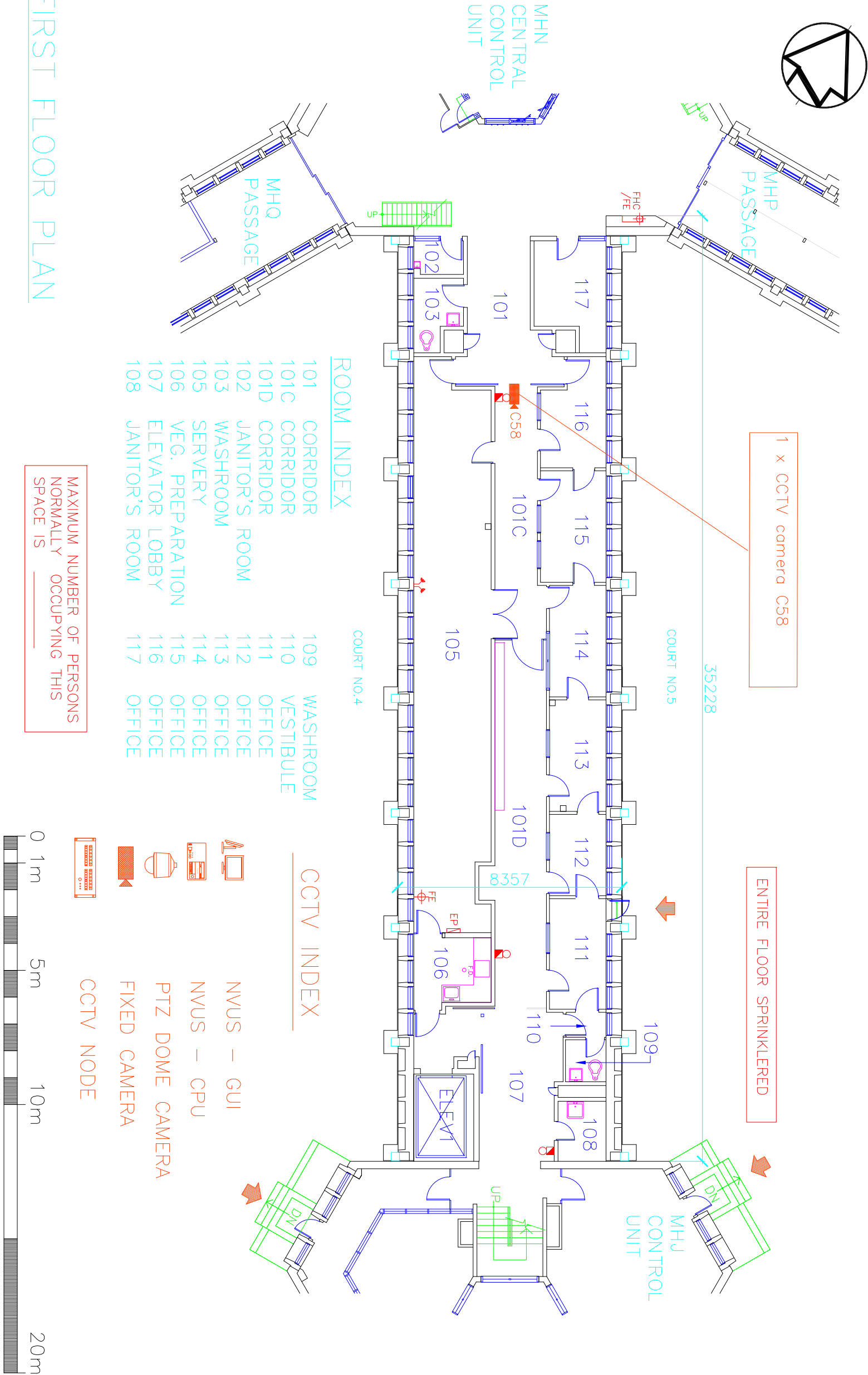


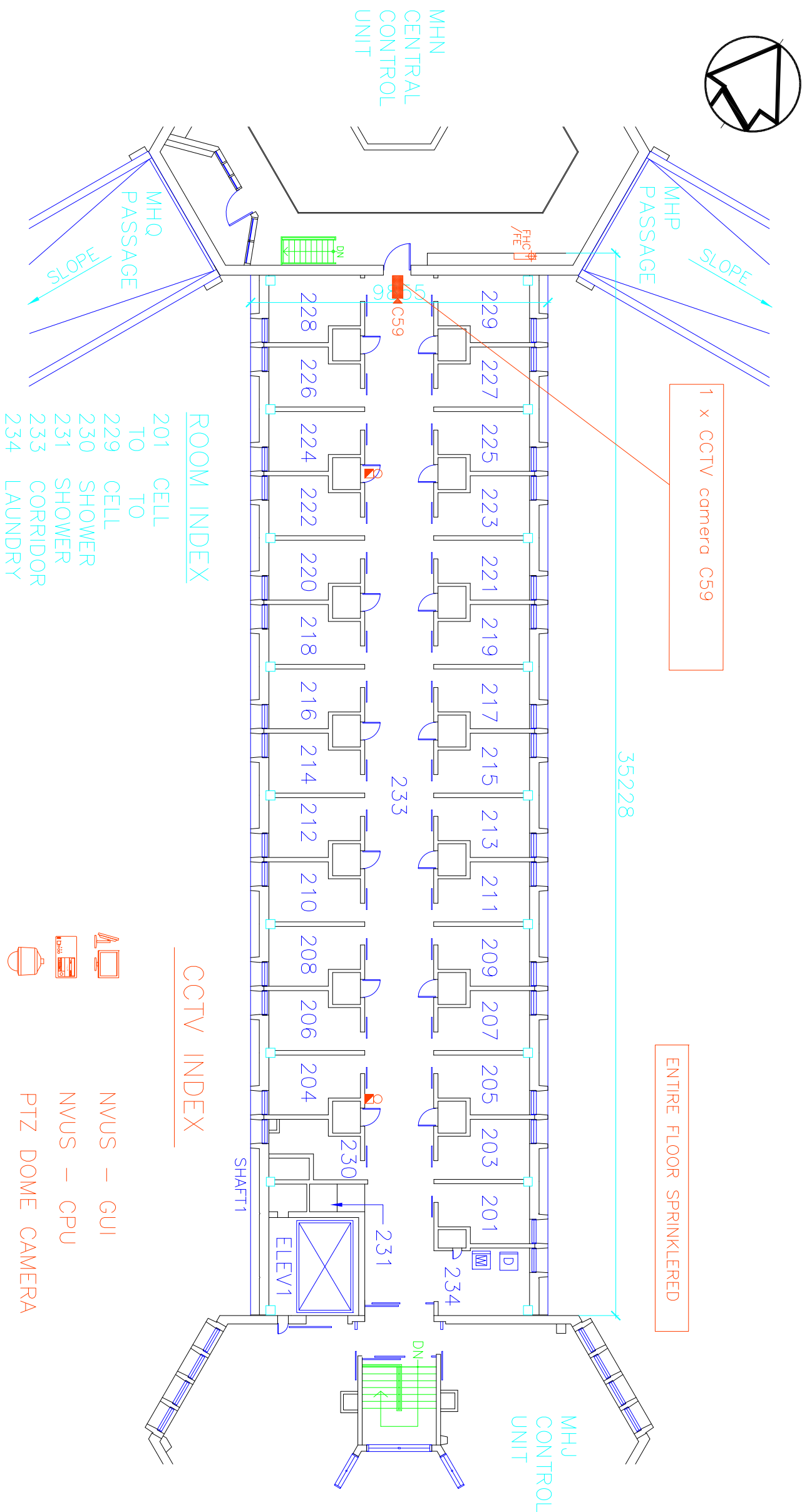
CCTV INDEX

- |   |                 |
|---|-----------------|
|  | NVUS – GUI      |
|  | NVUS – CPU      |
|  | PTZ DOME CAMERA |
|  | FIXED CAMERA    |
|  | CCTV NODE       |

BASEMENT PLAN

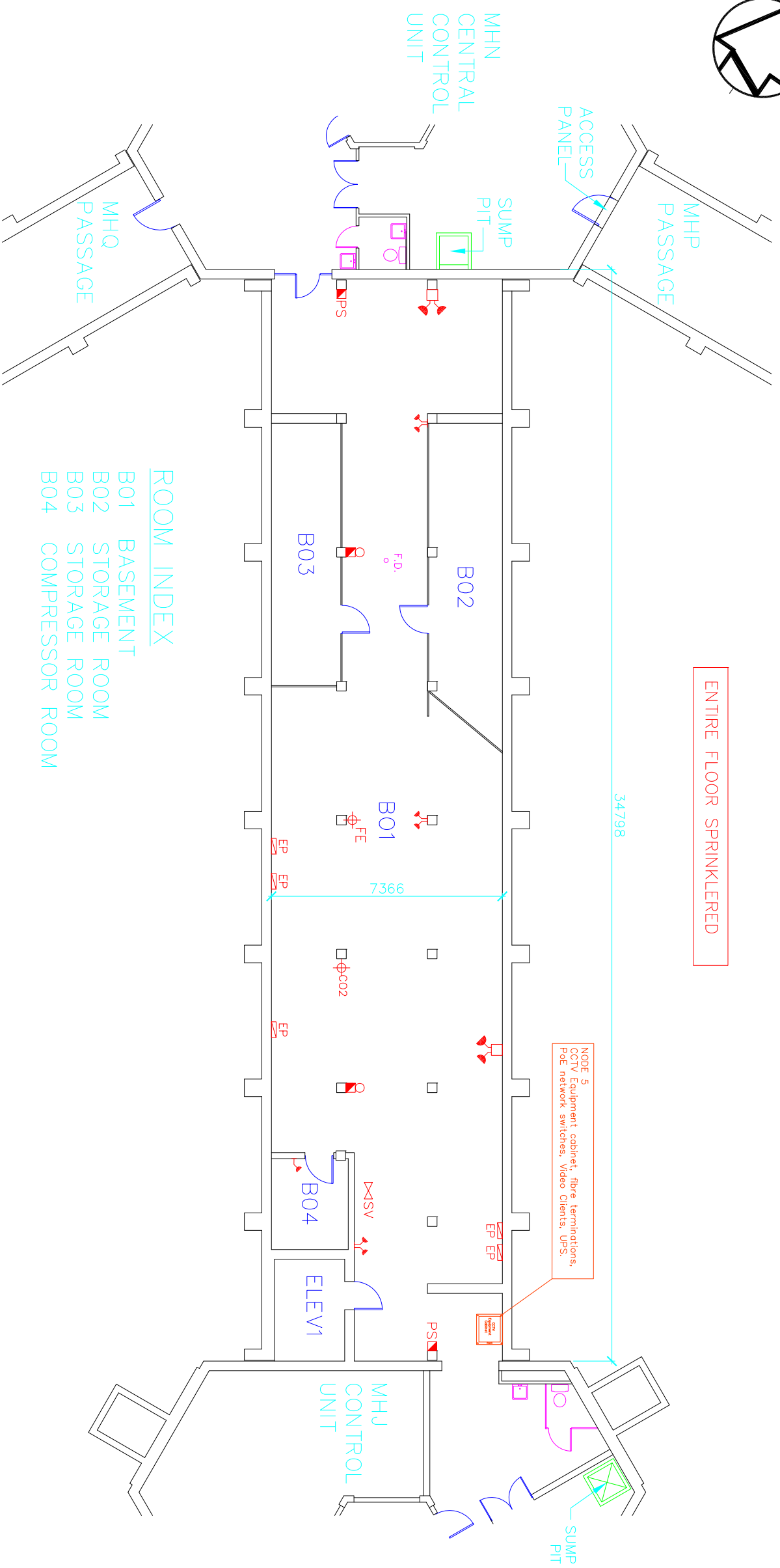
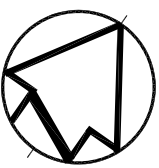


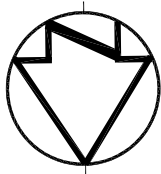




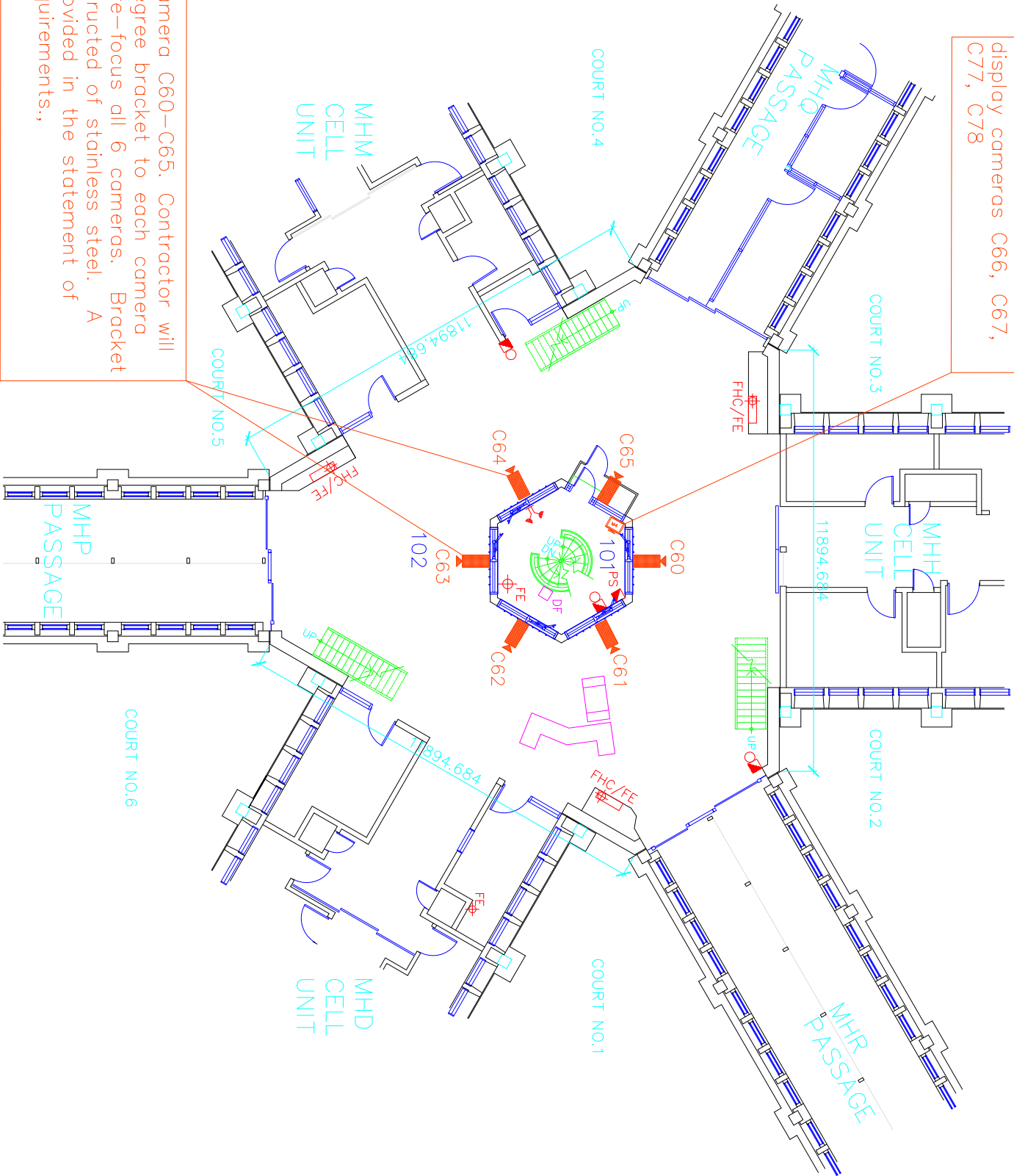
SECOND FLOOR PLAN







Monitor M4, client in cabinet in MHN-B Room B05 Quad display cameras C66, C67, C77, C78



6 x CCTV camera C60-C65. Contractor will add a 45 degree bracket to each camera mount and re-focus all 6 cameras. Bracket will be constructed of stainless steel. A sketch is provided in the statement of technical requirements.,

## FIRST FLOOR PLAN

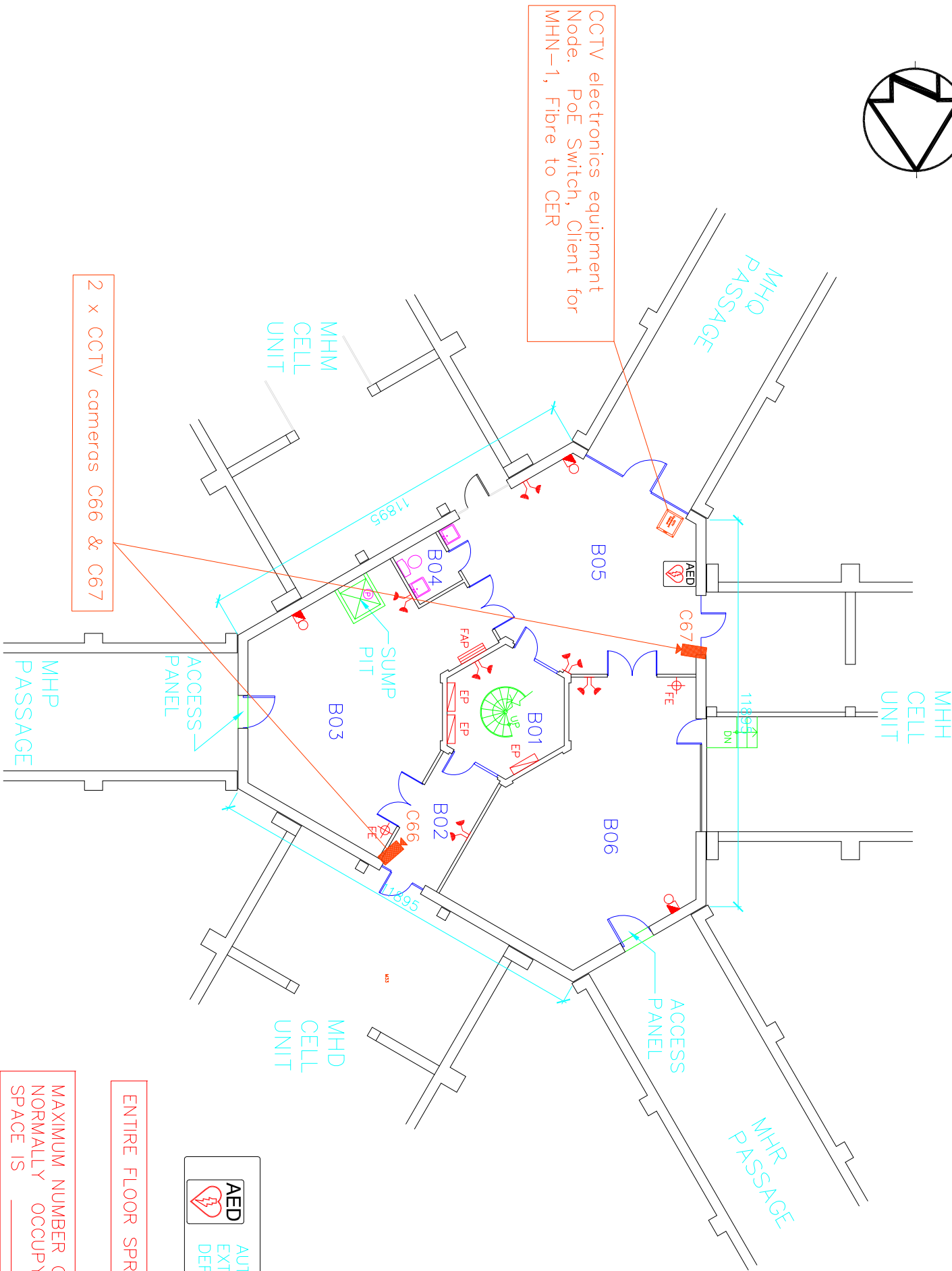
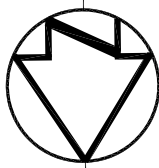
### ROOM INDEX

- 101 CONTROL ROOM
- 102 CENTRAL CONTROL AREA

### CCTV INDEX

- NVUS - GUI
- NVUS - CPU
- PTZ DOME CAMERA
- FIXED CAMERA
- CCTV NODE





- ROOM INDEX
- B01 STAIRWELL
  - B02 CORRIDOR
  - B03 MECHANICAL ROOM
  - B04 WASHROOM
  - B05 FOYER
  - B06 MECHANICAL ROOM

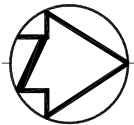
CCTV INDEX

- NVUS – GUI
- NVUS – CPU
- PTZ DOME CAMERA
- FIXED CAMERA
- CCTV NODE

BASEMENT PLAN

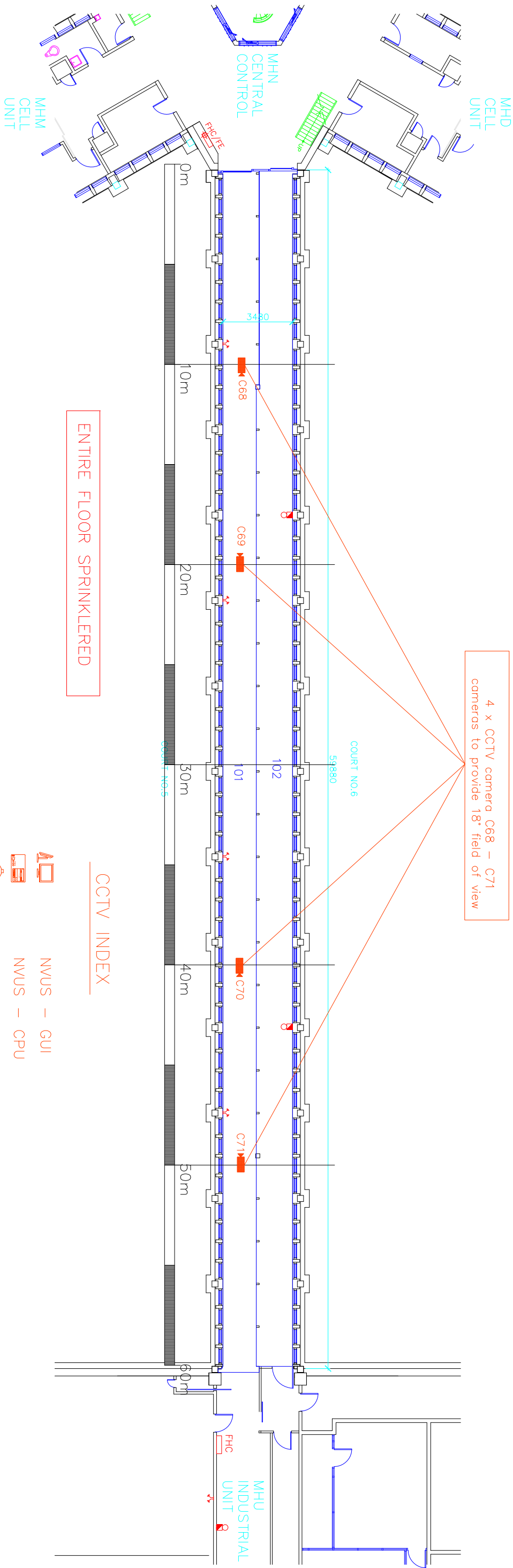






ROOM INDEX  
101 CORRIDOR  
102 STORAGE AREA

4 x CCTV camera C68 – C71  
cameras to provide 18° field of view



ENTIRE FLOOR SPRINKLERED

CCTV INDEX

NVUS – GUI

NVUS – CPU

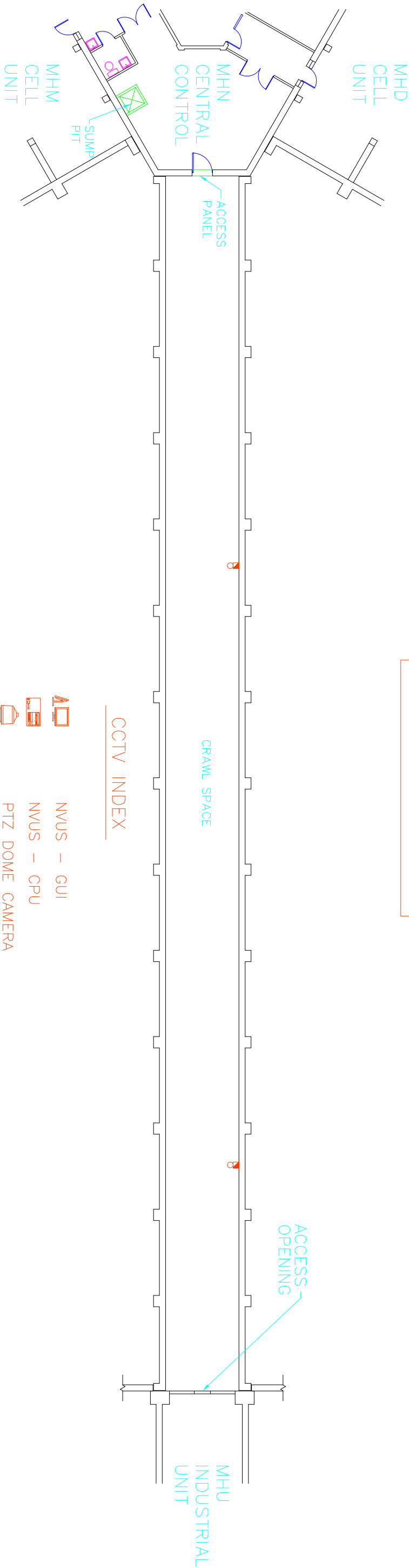
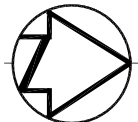
PTZ DOME CAMERA

FIXED CAMERA

CCTV NODE



FIRST FLOOR PLAN

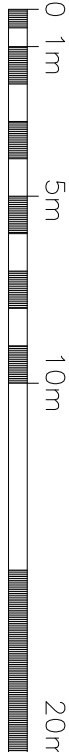


BASEMENT PLAN

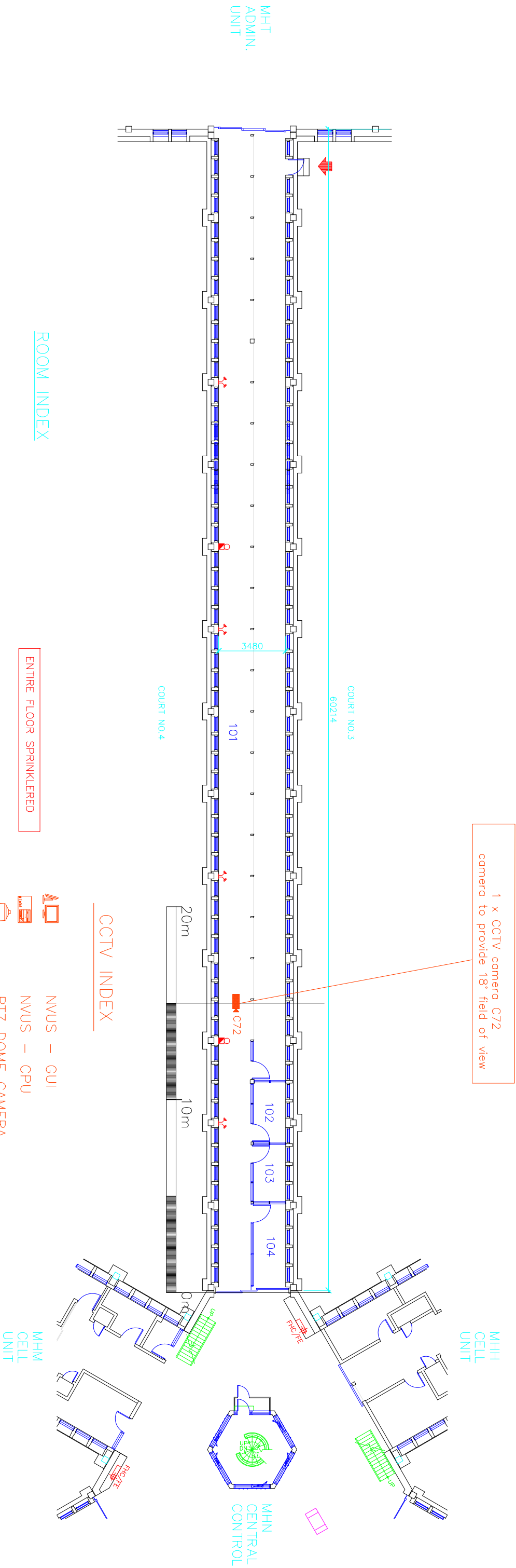
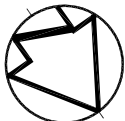


Public Works  
Government Services Canada  
Architectural and Engineering Services  
Ontario Region

Travaux publics  
Services gouvernementaux Canada  
Services d'architecture et de génie  
Région de l'Ontario



FILED:S:\...\MHP-B.DWG  
UPDATED: 01-06-14  
PLOT SCALE: 1:200

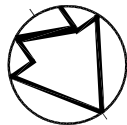
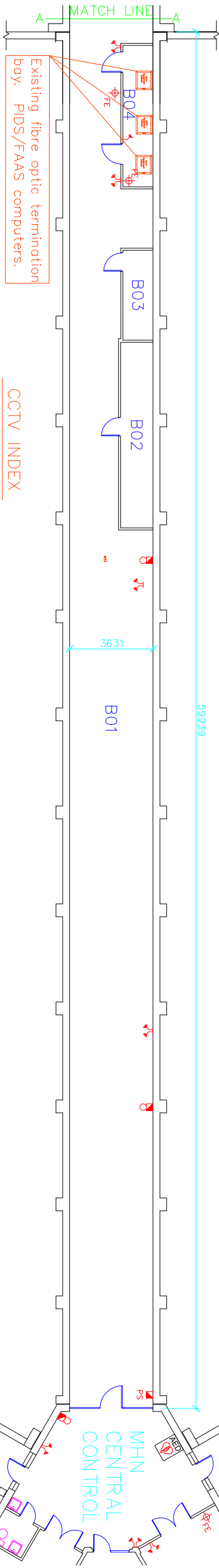


FIRST FLOOR PLAN

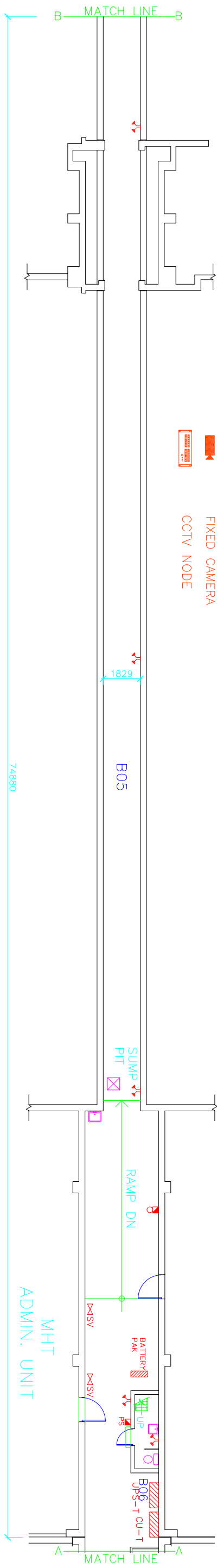


Public Works  
Government Services Canada  
Architectural and Engineering Services  
Ontario Region

Travaux publics  
Services gouvernementaux Canada  
Services d'architecture et de génie  
Région de l'Ontario

MHT  
ADMIN.  
UNIT

## CCTV INDEX

MHT1  
MAIN  
OBSERVATION  
TOWER T1B08 → ACCESS  
HATCH  
ABOVE

## ROOM INDEX

- B01 SERVICE CORRIDOR
- B02 STORAGE ROOM
- B03 STORAGE ROOM
- B04 MECHANICAL/ELECTRICAL ROOM
- B05 SERVICE TUNNEL
- B06 WASHROOM
- B07 SERVICE TUNNEL
- B08 VENTILATION SHAFT



ENTIRE FLOOR SPRINKLERED



## BASEMENT PLAN



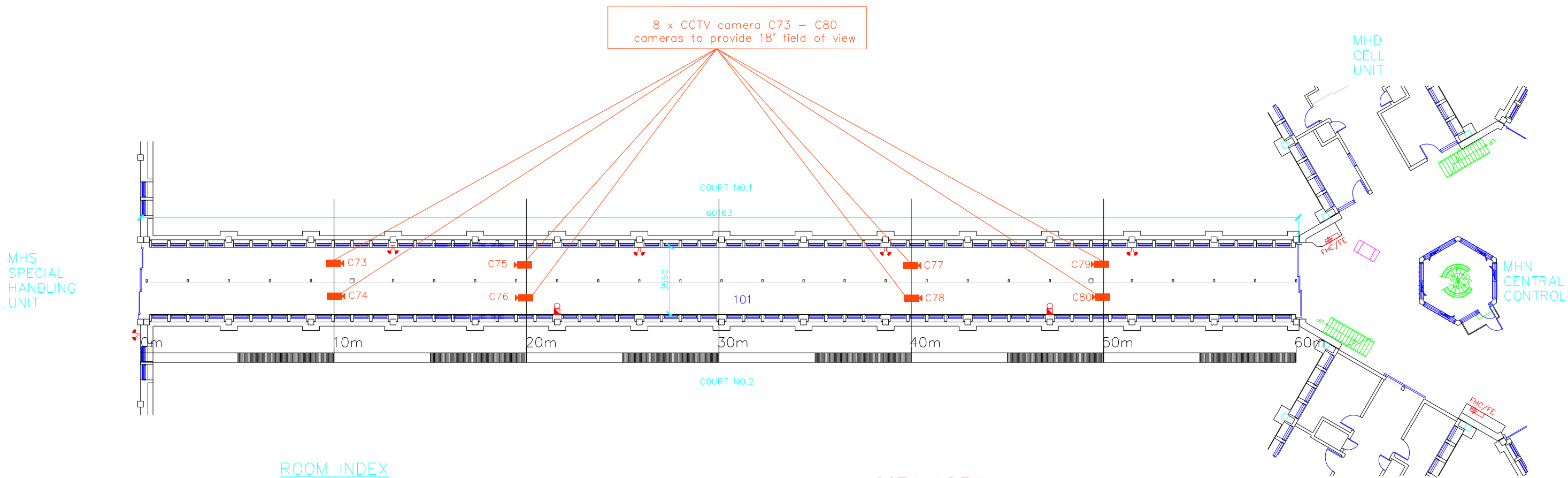
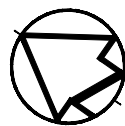
Public Works  
Government Services Canada  
Architectural and Engineering Services  
Ontario Region

Travaux publics  
Services gouvernementaux Canada  
Services d'architecture et de génie  
Région de l'Ontario

FILED:S:\...\MHQ-B.DWG

UPDATED: 11-06-09

PLOT SCALE: 1:200



ROOM INDEX

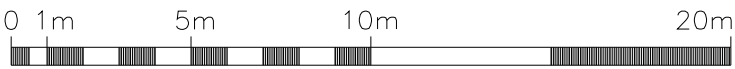
101 DIVIDED CORRIDOR

CCTV INDEX

ENTIRE FLOOR SPRINKLERED



NVUS - GUI  
NVUS - CPU  
PTZ DOME CAMERA  
FIXED CAMERA  
CCTV NODE



FIRST FLOOR PLAN



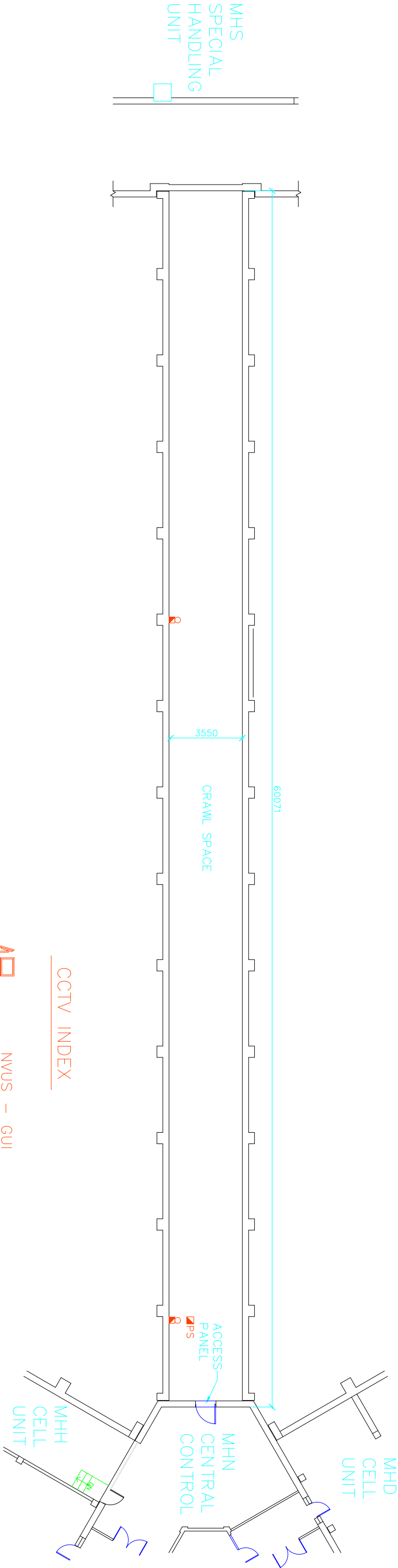
Public Works  
Government Services Canada  
Architectural and Engineering Services  
Ontario Region

Travaux publics  
Services gouvernementaux Canada  
Services d'architecture et de génie  
Région de l'Ontario

FILED:S:\...\MHR-1.DWG  
UPDATED: 11-06-09  
PLOT SCALE: 1:200



ENTIRE FLOOR SPRINKLERED



BASEMENT PLAN



Public Works  
Government Services Canada  
Architectural and Engineering Services  
Ontario Region

Travaux publics  
Services gouvernementaux Canada  
Services d'architecture et de génie  
Région de l'Ontario



FILED:S:\...\MHR-B.DWG  
UPDATED: 01-06-14  
PLOT SCALE: 1:200





ROOM INDEX

- S01 SEGREGATION CELL
- S02 SEGREGATION CELL
- S03 SEGREGATION CELL
- S04 SEGREGATION CELL
- S05 SEGREGATION CELL
- S06 SEGREGATION CELL
- S07 SEGREGATION CELL
- S08 SEGREGATION CELL
- S09 SEGREGATION CELL
- S10 SEGREGATION CELL
- S11 SEGREGATION CELL
- S12 SEGREGATION CELL
- S13 SEGREGATION CELL
- S14 SEGREGATION CELL
- S15 SEGREGATION CELL
- S16 SEGREGATION CELL
- 101 ENTRANCE CORRIDOR
- 102 NORTH CORRIDOR
- 103 ELECTRICAL ROOM
- 104 CONTROL POST

- 105 WASHROOM
- 106 INMATE COMMITTEE
- 107 WEIGHT LIFTING ROOM
- 108 SECURED STORAGE
- 109 CORRIDOR
- 110 SECURED STORAGE
- 111 RECREATION OFFICE
- 113 FOYER
- 114 WASHROOM/SHOWER
- 115 GAMES ROOM
- 116 STORAGE ROOM
- 117 SECURED STORAGE
- 118 GYMNASIUM
- 119 MEETING ROOM
- 120 STORAGE ROOM
- 121 CORRIDOR
- 122 CORRIDOR
- 123 OFFICE
- 124 OFFICE
- 125 WASHROOM
- 126 WASHROOM

- 127 CHAPEL
- 128 CORRIDOR
- 129 COURT
- 130 CORRIDOR
- 131 CONTROL POST
- 132 WASHROOM
- 133 OFFICE
- 134 STORAGE ROOM
- 135 EXERCISE AREA
- 136 HOLDING CELL
- 136A DRUGLOO
- 136B RECOVERY ROOM
- 136C SHOWER
- 137 JANITOR'S ROOM
- 138 JANITOR'S CLOSET
- 139 INTERVIEW ROOM
- 140 INTERVIEW ROOM

- 141 INTERVIEW ROOM
- 142 EXERCISE AREA
- 143 INMATE INTERVIEW
- 144 COUNCIL
- 145 OFFICE
- 146 OFFICE
- 147 UNIT MANAGER'S OFFICE
- 148 WEST CORRIDOR
- 149 EAST CORRIDOR
- 150 URINALYSIS
- 151 VESTIBULE
- 152 HEAD SOCIAL DEVELOP.
- 153 WASHROOM
- 154 WASHROOM
- 155 HOBBYCRAFT OFFICE
- 156 MECHANICAL ROOM
- 157 SOCIAL DEVELOP. STORAGE

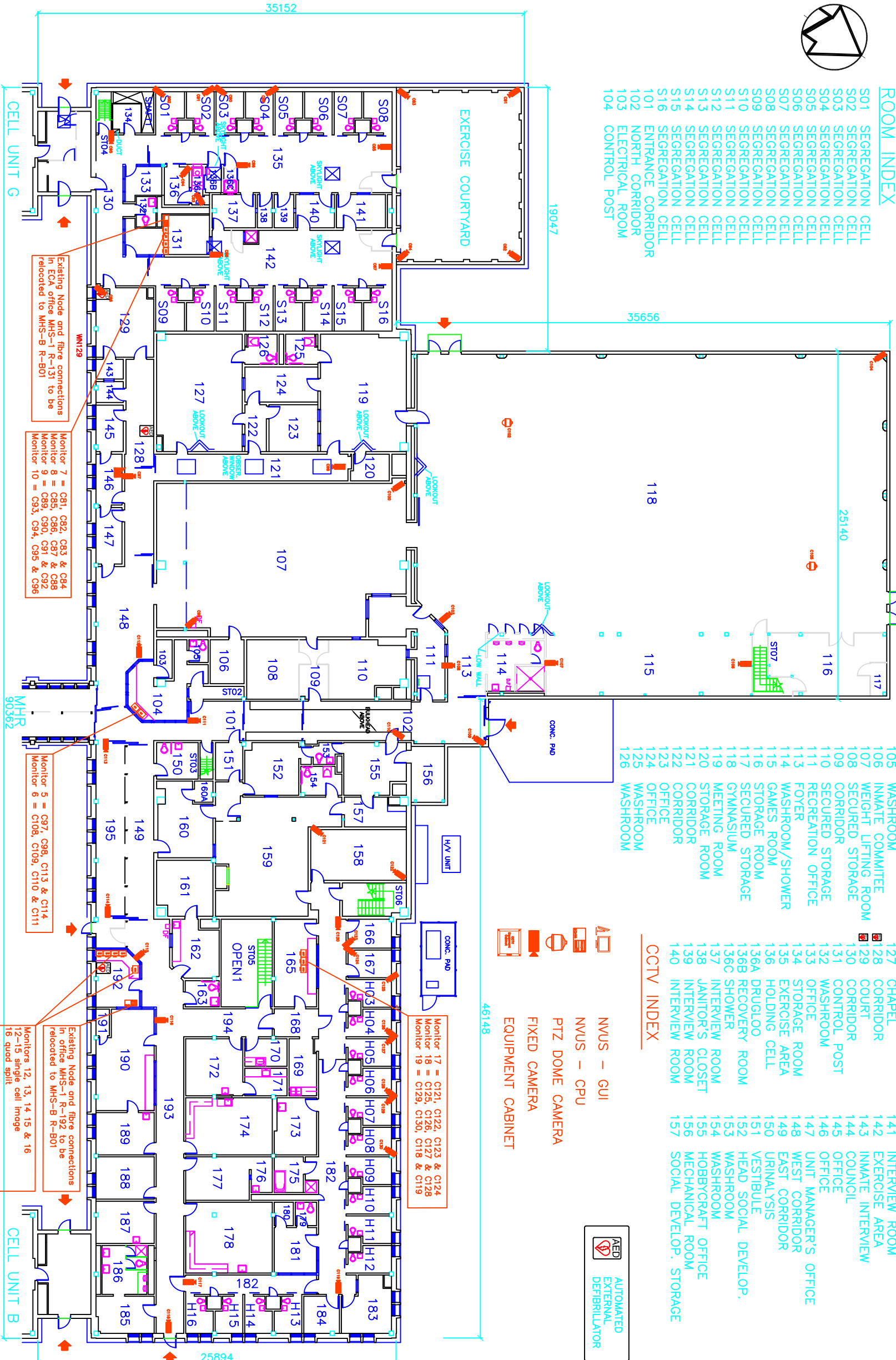
CCTV INDEX

- NVUS - GUI
- NVUS - CPU
- PTZ DOME CAMERA
- FIXED CAMERA
- EQUIPMENT CABINET



- 158 PROGRAM CONFERENCE ROOM
- 159 SOCIAL DEVELOP. MEETING RM.
- 160 OFFICE
- 160A CLOSET
- 161 PHARMACY STORAGE
- 162 DISPENSARY
- 163 WASHROOM
- 165 NURSE STATION
- 166 INTERVIEW ROOM
- 167 INTERVIEW ROOM
- 168 VESTIBULE
- 169 PANTRY
- 170 DARK ROOM
- 171 DENTAL LAB.
- 172 DENTAL SURGERY
- 173 UTILITY
- 174 TREATMENT ROOM
- 175 SHOWER
- 176 STORAGE
- 177 X-RAY ROOM
- 178 TREATMENT ROOM
- 179 WASHROOM
- 180 STORAGE ROOM
- 181 OFFICE
- 182 CORRIDOR
- 183 LOUNGE
- 184 OFFICE
- 185 STAFF LOCKER ROOM
- 186 STAFF WASHROOM
- 187 CONSULTANT DOCTOR'S OFFICE
- 188 CHIEF HEALTH CARE
- 189 CLERICAL
- 190 NURSE STATION
- 191 MECHANICAL SHAFT
- 192 CONTROL POST
- 193 CORRIDOR
- 194 CORRIDOR
- 195 WAITING AISLE
- H03 HOSPITAL CELL
- H04 HOSPITAL CELL
- H05 HOSPITAL CELL
- H06 HOSPITAL CELL
- H07 HOSPITAL CELL
- H08 HOSPITAL CELL
- H09 HOSPITAL CELL
- H10 HOSPITAL CELL
- H11 HOSPITAL CELL
- H12 HOSPITAL CELL
- H13 HOSPITAL CELL
- H14 HOSPITAL CELL
- H15 HOSPITAL CELL
- H16 HOSPITAL CELL
- ST02 STAIR NO.2
- ST03 STAIR NO.3
- ST04 STAIR NO.4
- ST05 STAIR NO.5
- ST06 STAIR NO.6
- ST07 STAIR NO.7

FIRST FLOOR PLAN



Existing Node and fibre connections in ECA office MHS-1 R-131 to be relocated to MHS-B R-B01

Monitor 7 = C81, C82, C83 & C84  
Monitor 8 = C85, C86, C87 & C88  
Monitor 9 = C89, C90, C91 & C92  
Monitor 10 = C93, C94, C95 & C96

Monitor 5 = C97, C98, C113 & C114  
Monitor 6 = C108, C109, C110 & C111

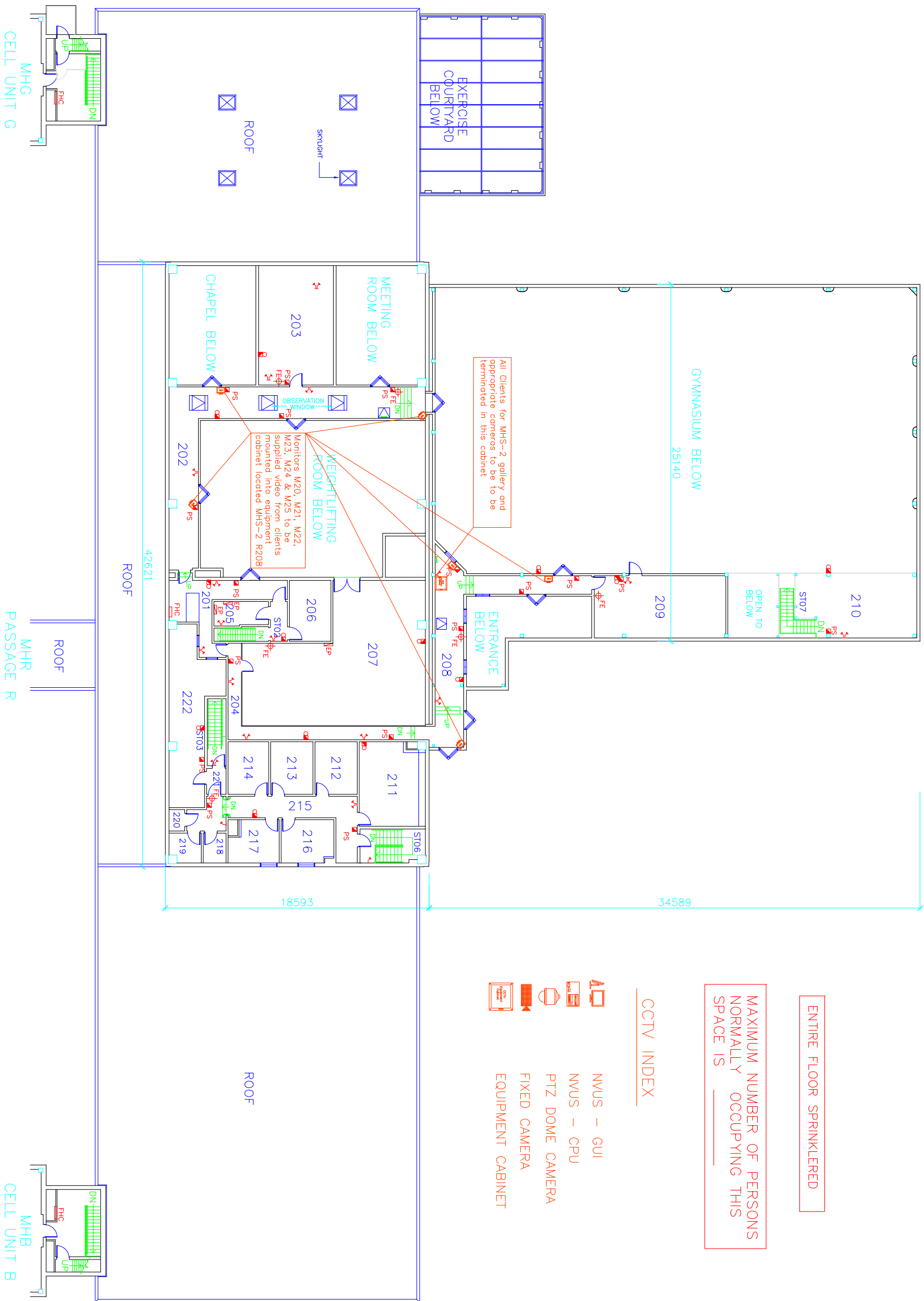
Existing Node and fibre connections in office MHS-1 R-192 to be relocated to MHS-B R-B01

Monitors 12, 13, 14 15 & 16  
12-15 single cell image  
16 quad split



Public Works  
Government Services Canada  
Architectural and Engineering Services  
Ontario Region

Travaux publics  
Services gouvernementaux Canada  
Services d'architecture et de génie  
Région de l'Ontario








### ROOM INDEX

201	OBSERVATION GALLERY
202	OBSERVATION GALLERY
203	MECHANICAL ROOM
204	CORRIDOR
205	ELECTRICAL ROOM
206	SPORTS EQUIPMENT STORAGE
207	MECHANICAL ROOM
208	OBSERVATION GALLERY
209	MECHANICAL ROOM
210	CARD ROOM
211	BOARDROOM
212	CASE MANAGEMENT
213	OFFICE
214	OFFICE
215	CORRIDOR
216	OFFICE
217	OFFICE
218	WASHROOM
219	WASHROOM
220	JANITOR'S CLOSET
221	STAIR VESTIBULE
222	STORAGE ROOM

ST02	STAIR NO.2
ST03	STAIR NO.3
ST06	STAIR NO.6
ST07	STAIR NO.7

### CCTV INDEX

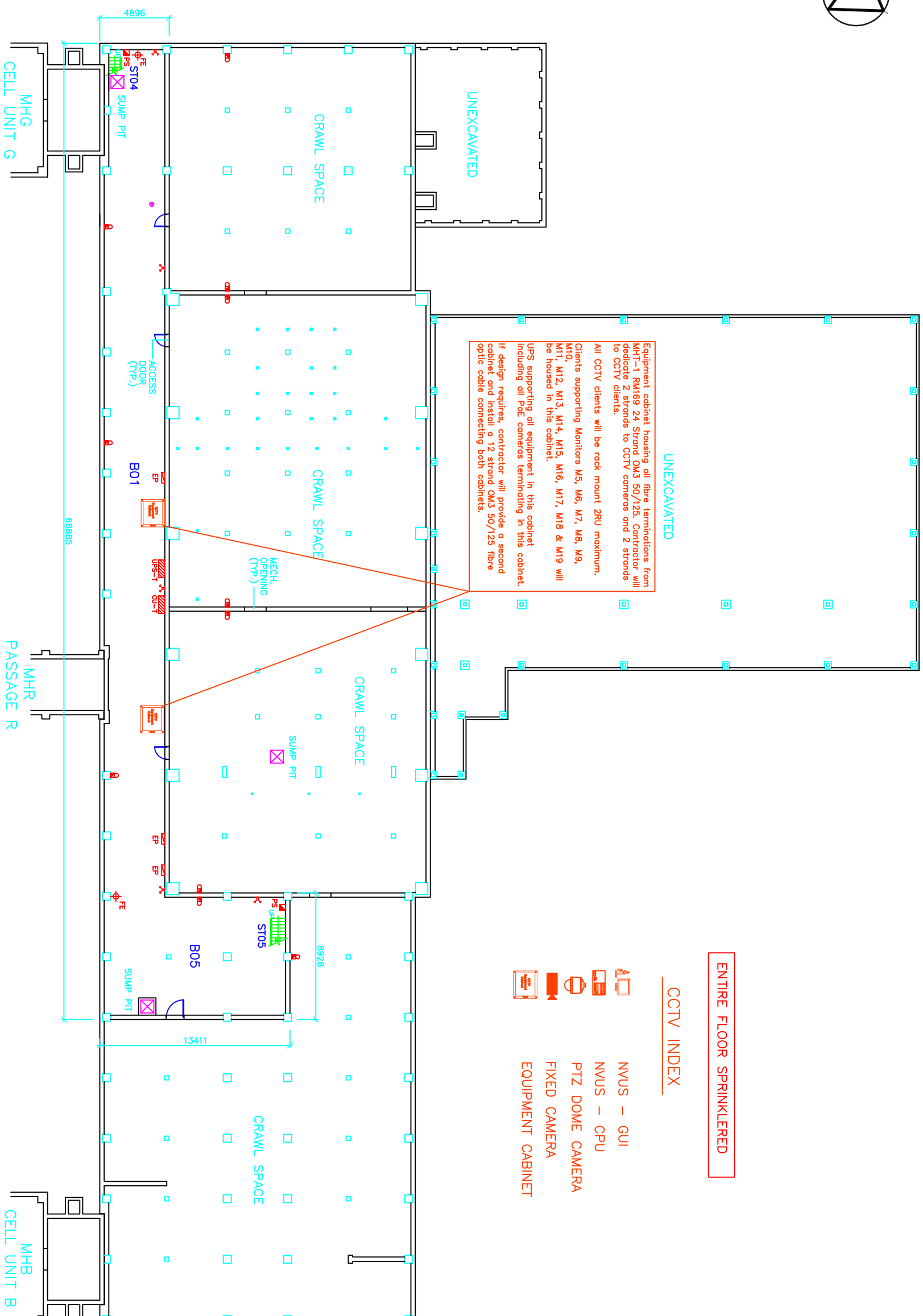
	NVUS - GUI
	NVUS - CPU
	PTZ DOME CAMERA
	FIXED CAMERA
	EQUIPMENT CABINET

ENTIRE FLOOR SPRINKLERED

MAXIMUM NUMBER OF PERSONS  
NORMALLY OCCUPYING THIS  
SPACE IS \_\_\_\_\_


### SECOND FLOOR PLAN





## BASEMENT PLAN



 **Public Works  
Government Services Canada  
Architectural and Engineering Services  
Ontario Region**

Travaux publics  
Services gouvernementaux Canada  
Services d'architecture et de génie  
Région de l'Ontario

FILED: S:\...\MHS-B.DWG  
 UPDATED: 01-06-14  
 PLOT SCALE: 1:300

I.E.R.T. WING

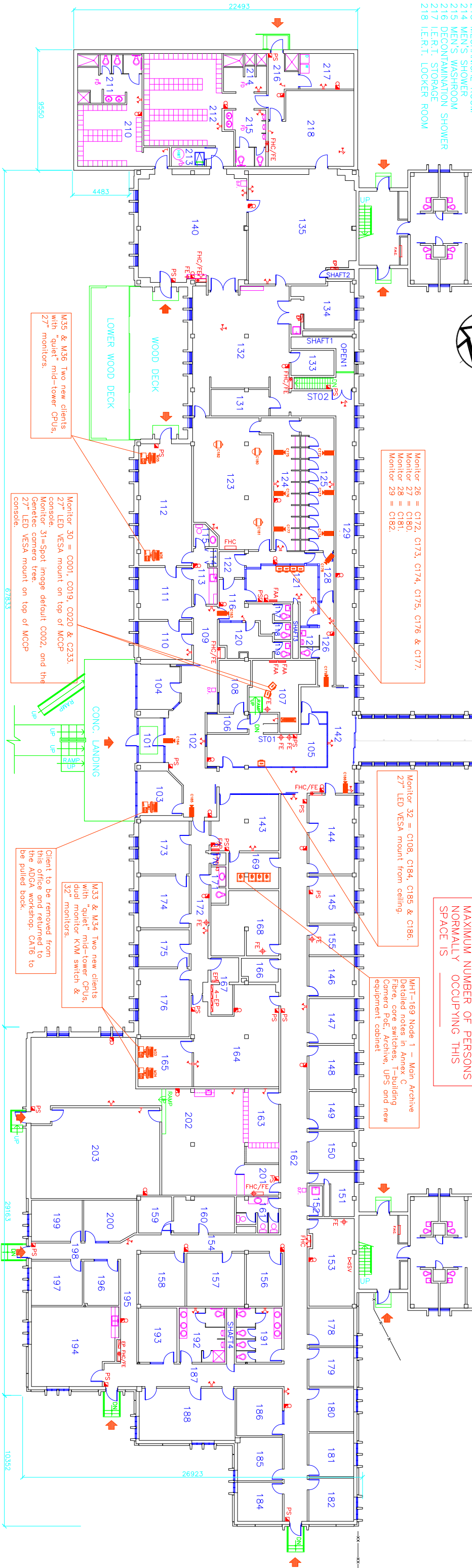
ROOM INDEX

- 210 WOMEN'S LOCKER ROOM
- 211 WOMEN'S SHOWER & WASHROOM
- 212 MEN'S LOCKER ROOM
- 213 MECHANICAL ROOM
- 214 MEN'S SHOWER
- 215 MEN'S WASHROOM
- 216 DECONTAMINATION SHOWER
- 217 I.E.R.T. STORAGE
- 218 I.E.R.T. LOCKER ROOM

CELL UNIT F

PASSAGE Q

CELL UNIT L



ROOM INDEX

- |                                  |                                |                                    |                               |   |
|----------------------------------|--------------------------------|------------------------------------|-------------------------------|---|
| 101 VESTIBULE                    | 120 SR. V & C OFFICER          | 144 INFORMATICS RETRIEVAL UNIT     | 163 MAILROOM                  | 184 SENTENCE MGMT. ASSISTANT            |
| 102 LOBBY                        | 121 V & C OFFICER              | 145 INFORMATICS RETRIEVAL UNIT     | 164 ISO OPEN OFFICE AREA      | 185 SENTENCE MGMT. ASSOCIATE            |
| 103 OFFICE                       | 122 VISITORS ENTRY             | 146 TRANSFER ASSISTANT             | 165 ISO OFFICE                | 186 CLERK, EXCHANGE OF SERVICES         |
| 104 CITIZEN'S ADVISORY COMMITTEE | 123 OPEN VISIT AREA            | 147 REGIONAL TRANSFER CO-ORDINATOR | 166 CPIC                      | 187 CORRIDOR                            |
| 105 T CONTROL POST               | 124 VISITOR CLOSED VISIT       | 148 MSU CO-ORDINATOR CASE MGMT.    | 167 SECURED STORAGE           | 188 INSTITUTION EMERGENCY RESPONSE TEAM |
| 106 WORKROOM                     | 125 INMATE CLOSED VISIT        | 149 CCM ASSISTANT OFFICE           | 168 PREVENTIVE SECURITY IPSO  | 191 FEMALE WASHROOM                     |
| 107 MCCP                         | 126 INMATE WAITING             | 150 PAROLE OFFICER MAU             | 169 STAFF TRAINING OFFICER    | 192 MALE WASHROOM                       |
| 108 ARMOURY                      | 127 INMATE WASHROOM            | 151 STORAGE                        | 170 STAFF TRAINING OFFICER    | 193 ADMIN. CLERK                        |
| 109 CORRIDOR                     | 128 VESTIBULE                  | 152 JANITOR'S CLOSET               | 171 WASHROOM                  | 194 BOARDROOM                           |
| 110 DEPUTY WARDEN'S OFFICE       | 129 CORRIDOR                   | 153 MECHANICAL EQUIPMENT           | 172 CORRIDOR                  | 195 CORRIDOR                            |
| 111 WARDEN SECRETARY             | 131 OFFICERS CANTEEN           | 154 CORRIDOR                       | 173 CORRIDOR                  | 196 INFORMATICS TECHNICIAN              |
| 112 WARDEN'S OFFICE/BOARDROOM    | 132 STAFF LOUNGE & CRISIS AREA | 155 INFORMATICS                    | 174 AWMs ASSISTANT            | 197 CHIEF ADMIN. SERVICES               |
| 113 KITCHENETTE                  | 133 TELEPHONE ROOM             | 156 USGE/JPAP                      | 175 CAC OFFICE                | 198 CORRIDOR                            |
| 114 CLOSET                       | 134 JANITOR'S CLOSET & STORAGE | 157 SECURITY OFFICE                | 176 ASSISTANT WARDEN SECURITY | 199 CHIEF INFORMATICS                   |
| 115 WASHROOM                     | 135 MUSTER ROOM                | 158 C.C.O.                         | 178 CLERK, LEAVE & EXTRA DUTY | 200 INFORMATICS TECHNICIAN              |
| 116 VISITORS CHECK               | 140 STAFF WELLNESS AREA        | 159 S.M.O. WORKSHOP                | 179 ASSISTANT H.R.            | 201 INFO. RECORDS RECEPTION             |
| 117 MALE WASHROOM                | 141 STORAGE                    | 160 S.M.O.                         | 180 CHIEF H.R. MGMT.          | 202 CENTRAL RECORD, OPEN OFFICE         |
| 118 FEMALE WASHROOM              | 142 CORRIDOR                   | 161 FEMALE WASHROOM                | 181 SENTENCE MGMT. ASSISTANT  | 203 CENTRAL RECORDS FILE ROOM           |
| 119 STAFF WASHROOM               | 143 DUTY OFFICE                | 162 CORRIDOR                       | 182 CHIEF SENTENCE MGMT.      |   |

FIRST FLOOR PLAN



Public Works  
Government Services Canada  
Architectural and Engineering Services  
Ontario Region

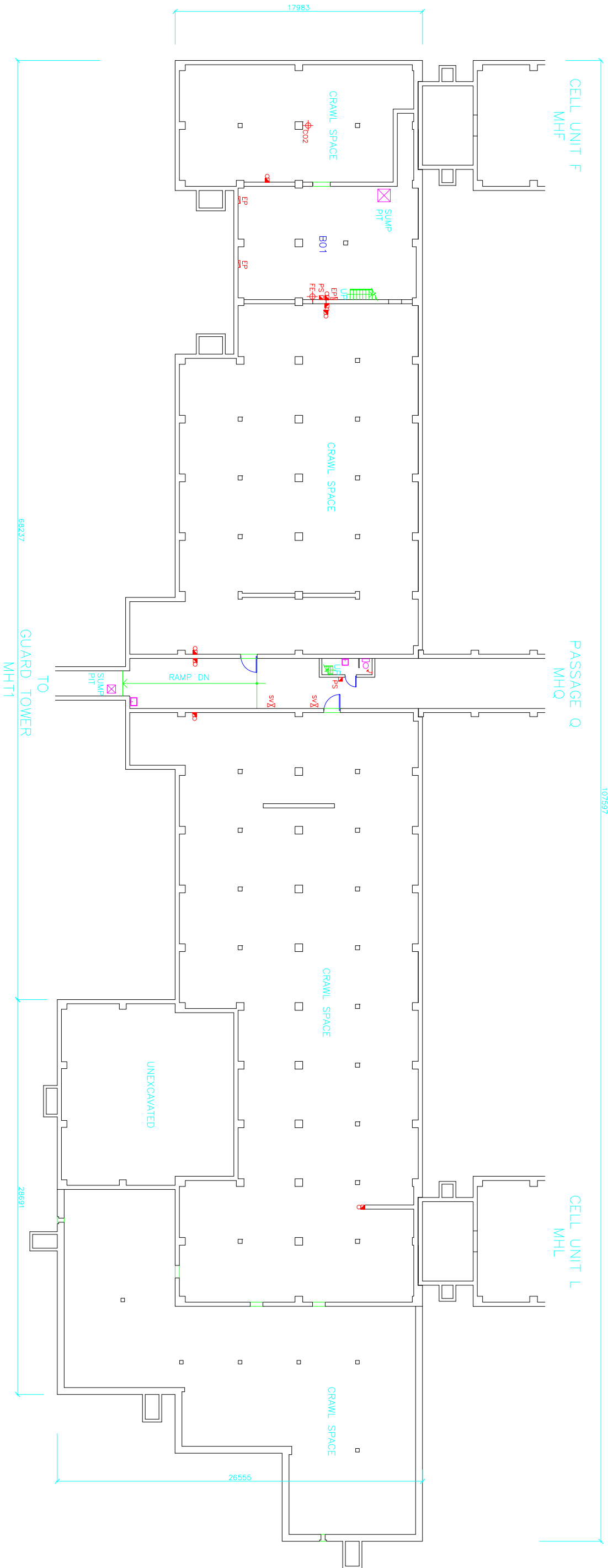
Travaux publics  
Services gouvernementaux Canada  
Services d'architecture et de génie  
Région de l'Ontario

CCTV INDEX

- NVUS – GUI
- NVUS – CPU
- PTZ DOME CAMERA
- FIXED CAMERA
- NETWORK SWITCH
- EQUIPMENT CABINET



FILED: S:\...\MHT-1.DWG  
UPDATED: 11-03-09  
PLOT SCALE: 1:300



ROOM INDEX

B01 MECHANICAL ROOM

FIRE PLAN LEGEND

- |  |                       |  |                           |
|--|-----------------------|--|---------------------------|
|  | ENTRANCE              |  | FIRE HOSE REEL            |
|  | PULL STATION          |  | ELECTRICAL PANEL          |
|  | FIRE EXTINGUISHER     |  | FIRE ALARM PANEL          |
|  | SIAMESE CONNECTION    |  | COMMUNICATION PANEL       |
|  | SPRINKLER VALVE       |  | EMERGENCY LIGHTS (DOUBLE) |
|  | GAS SHUT OFF VALVE    |  | EMERGENCY LIGHT (SINGLE)  |
|  | FIRE HOSE CABINET     |  | FIRE ALARM                |
|  | C/W FIRE EXTINGUISHER |  | FLASHING ALARM            |

ENTIRE FLOOR SPRINKLERED



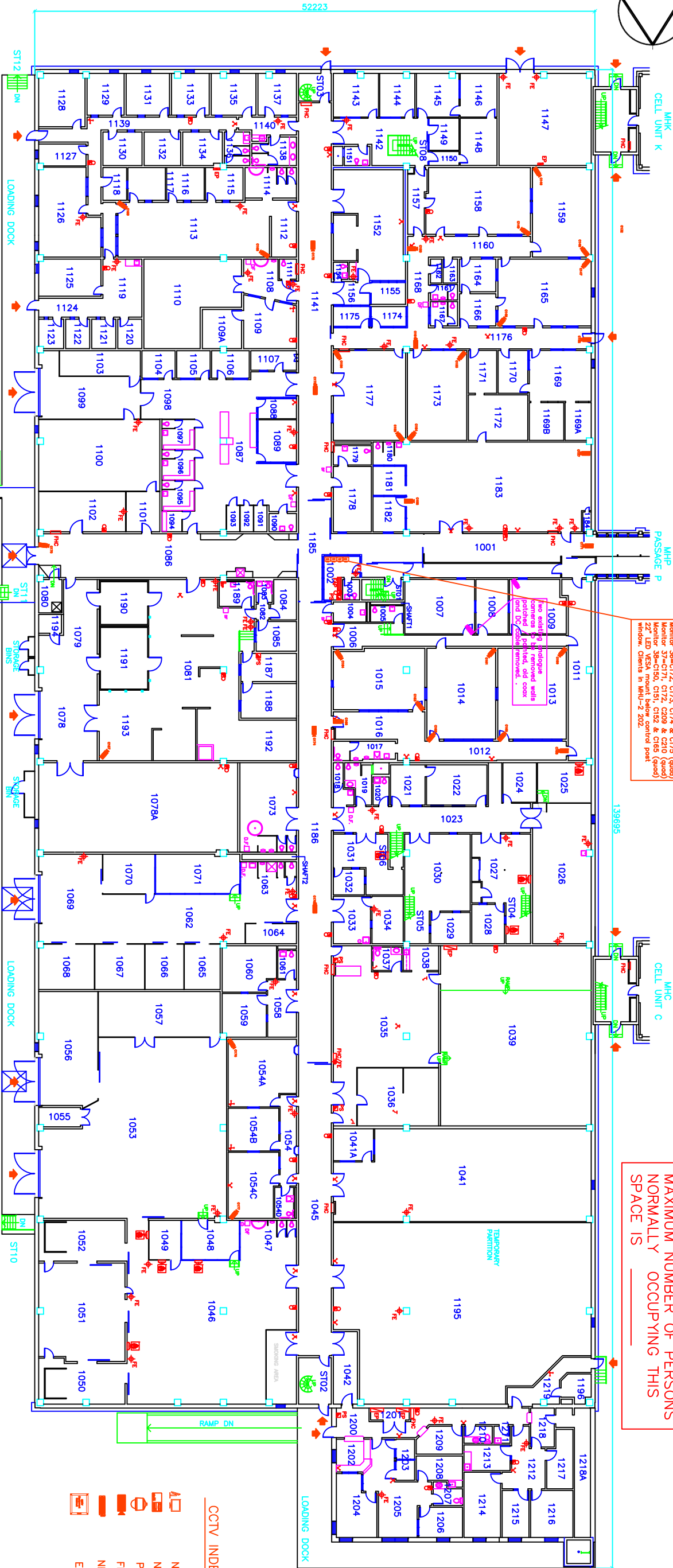
BASEMENT PLAN



Public Works  
Government Services Canada  
Architectural and Engineering Services  
Ontario Region

Travaux publics  
Services gouvernementaux Canada  
Services d'architecture et de génie  
Région de l'Ontario

FILED: S:\...\MHT-BDWG  
UPDATED: 01-06-14  
PLOT SCALE: 1:300



Monitor 35-C08, C09, C70 & C71 (Quad)  
Monitor 35-C12, C13, C14 & C15 (Quad)  
Monitor 37-C17, C172, C208 & C210 (Quad)  
Monitor 35-C150, C151, C152 & C155 (Quad)  
22" LED VESA mount below control post  
window. Clients in MHU-2 202.

MAXIMUM NUMBER OF PERSONS  
NORMALLY OCCUPYING THIS  
SPACE IS 202

ROOM INDEX	
MHU- INDUSTRIAL UNIT	
1001 ENTRANCE CORRIDOR	1019 MALE WASHROOM/SHOWER
1002 U CONTROL POST	1020 FEMALE WASHROOM
1003 WASHROOM	1021 SECRETARY
1004 BARBER SHOP	1022 CHIEF PLANT MAINTENANCE
1005 WASHROOM	1023 WORKS OFFICE/CORRIDOR
1006 CLASSROOM	1024 OFFICE
1007 CLASSROOM	1025 SECURED STORAGE
1008 CLASSROOM	1026 METAL SHOP
1009 CLASSROOM	1027 ELECTRICAL SHOP
1010 CLASSROOM	1028 OFFICE
1011 CLASSROOM	1029 OFFICE
1012 CLASSROOM	1030 PLUMBING SHOP
1013 CLASSROOM	1031 MASONRY SHOP
1014 CLASSROOM	1032 OFFICE
1015 CLASSROOM	1033 PAINT SHOP
1016 BFA WASHROOM	1034 OFFICE
1017 BFA WASHROOM	1035 CENTRAL RECORDS OFFICE
1018 INMATE ABLUTION	
1036 SECURED STORAGE	
1037 WASHROOM	
1038 KITCHENETTE	
1039 CENTRAL RECORDS	
1040 CABINET & WOOD SHOP	
1041 CARPENTRY OFFICE	
1042 CORRIDOR	
1043 WORKS STORAGE	
1044 INDUSTRIAL STORAGE	
1045 MAIN CORRIDOR	
1046 INDUSTRIAL PAINT SHOP	
1047 INMATE ABLUTION	
1048 OFFICE	
1049 SECURED STORAGE	
1050 SPRAY BOOTH	
1051 SANDING ROOM	
1052 SPRAY BOOTH	
1053 PACKAGING SHOP	
1054 CLASSROOM	
1055 CLASSROOM	
1056 CLASSROOM	
1057 CLASSROOM	
1058 CLASSROOM	
1059 CLASSROOM	
1060 CLASSROOM	
1061 CLASSROOM	
1062 CLASSROOM	
1063 CLASSROOM	
1064 CLASSROOM	
1065 CLASSROOM	
1066 CLASSROOM	
1067 CLASSROOM	
1068 CLASSROOM	
1069 CLASSROOM	
1070 CLASSROOM	
1071 CLASSROOM	
1072 CLASSROOM	
1073 CLASSROOM	
1074 CLASSROOM	
1075 CLASSROOM	
1076 CLASSROOM	
1077 CLASSROOM	
1078 CLASSROOM	
1079 CLASSROOM	
1080 CLASSROOM	
1081 CLASSROOM	
1082 CLASSROOM	
1083 CLASSROOM	
1084 CLASSROOM	
1085 CLASSROOM	
1086 CLASSROOM	
1087 CLASSROOM	
1088 CLASSROOM	
1089 CLASSROOM	
1090 CLASSROOM	
1091 CLASSROOM	
1092 CLASSROOM	
1093 CLASSROOM	
1094 CLASSROOM	
1095 CLASSROOM	
1096 CLASSROOM	
1097 CLASSROOM	
1098 CLASSROOM	
1099 CLASSROOM	
1100 CLASSROOM	
1101 CLASSROOM	
1102 CLASSROOM	
1103 CLASSROOM	
1104 CLASSROOM	
1105 CLASSROOM	
1106 CLASSROOM	
1107 CLASSROOM	
1108 CLASSROOM	
1109 CLASSROOM	
1110 CLASSROOM	
1111 CLASSROOM	
1112 CLASSROOM	
1113 CLASSROOM	
1114 CLASSROOM	
1115 CLASSROOM	
1116 CLASSROOM	
1117 CLASSROOM	
1118 CLASSROOM	
1119 CLASSROOM	
1120 CLASSROOM	
1121 CLASSROOM	
1122 CLASSROOM	
1123 CLASSROOM	
1124 CLASSROOM	
1125 CLASSROOM	
1126 CLASSROOM	
1127 CLASSROOM	
1128 CLASSROOM	
1129 CLASSROOM	
1130 CLASSROOM	
1131 CLASSROOM	
1132 CLASSROOM	
1133 CLASSROOM	
1134 CLASSROOM	
1135 CLASSROOM	
1136 CLASSROOM	
1137 CLASSROOM	
1138 CLASSROOM	
1139 CLASSROOM	
1140 CLASSROOM	
1141 CLASSROOM	
1142 CLASSROOM	
1143 CLASSROOM	
1144 CLASSROOM	
1145 CLASSROOM	
1146 CLASSROOM	
1147 CLASSROOM	
1148 CLASSROOM	
1149 CLASSROOM	
1150 CLASSROOM	
1151 CLASSROOM	
1152 CLASSROOM	
1153 CLASSROOM	
1154 CLASSROOM	
1155 CLASSROOM	
1156 CLASSROOM	
1157 CLASSROOM	
1158 CLASSROOM	
1159 CLASSROOM	
1160 CLASSROOM	
1161 CLASSROOM	
1162 CLASSROOM	
1163 CLASSROOM	
1164 CLASSROOM	
1165 CLASSROOM	
1166 CLASSROOM	
1167 CLASSROOM	
1168 CLASSROOM	
1169 CLASSROOM	
1170 CLASSROOM	
1171 CLASSROOM	
1172 CLASSROOM	
1173 CLASSROOM	
1174 CLASSROOM	
1175 CLASSROOM	
1176 CLASSROOM	
1177 CLASSROOM	
1178 CLASSROOM	
1179 CLASSROOM	
1180 CLASSROOM	
1181 CLASSROOM	
1182 CLASSROOM	
1183 CLASSROOM	
1184 CLASSROOM	
1185 CLASSROOM	
1186 CLASSROOM	
1187 CLASSROOM	
1188 CLASSROOM	
1189 CLASSROOM	
1190 CLASSROOM	
1191 CLASSROOM	
1192 CLASSROOM	
1193 CLASSROOM	
1194 CLASSROOM	
1195 CLASSROOM	
1196 CLASSROOM	
1197 CLASSROOM	
1198 CLASSROOM	
1199 CLASSROOM	
1200 CLASSROOM	
1201 CLASSROOM	
1202 CLASSROOM	
1203 CLASSROOM	
1204 CLASSROOM	
1205 CLASSROOM	
1206 CLASSROOM	
1207 CLASSROOM	
1208 CLASSROOM	
1209 CLASSROOM	
1210 CLASSROOM	
1211 CLASSROOM	
1212 CLASSROOM	
1213 CLASSROOM	
1214 CLASSROOM	
1215 CLASSROOM	
1216 CLASSROOM	
1217 CLASSROOM	
1218 CLASSROOM	
1219 CLASSROOM	

FIRST FLOOR PLAN



Public Works  
Government Services Canada  
Architectural and Engineering Services  
Ontario Region

Travaux publics  
Services gouvernementaux Canada  
Services d'architecture et de génie  
Région de l'Ontario



- NWUS - GUI
- NWUS - CPU
- PTZ DOME CAMERA
- FIXED CAMERA
- NETWORK SWITCH
- EQUIPMENT CABINET

CCTV INDEX

ROOM INDEX  
KHC- SUPPORT  
STAFF & VISITS

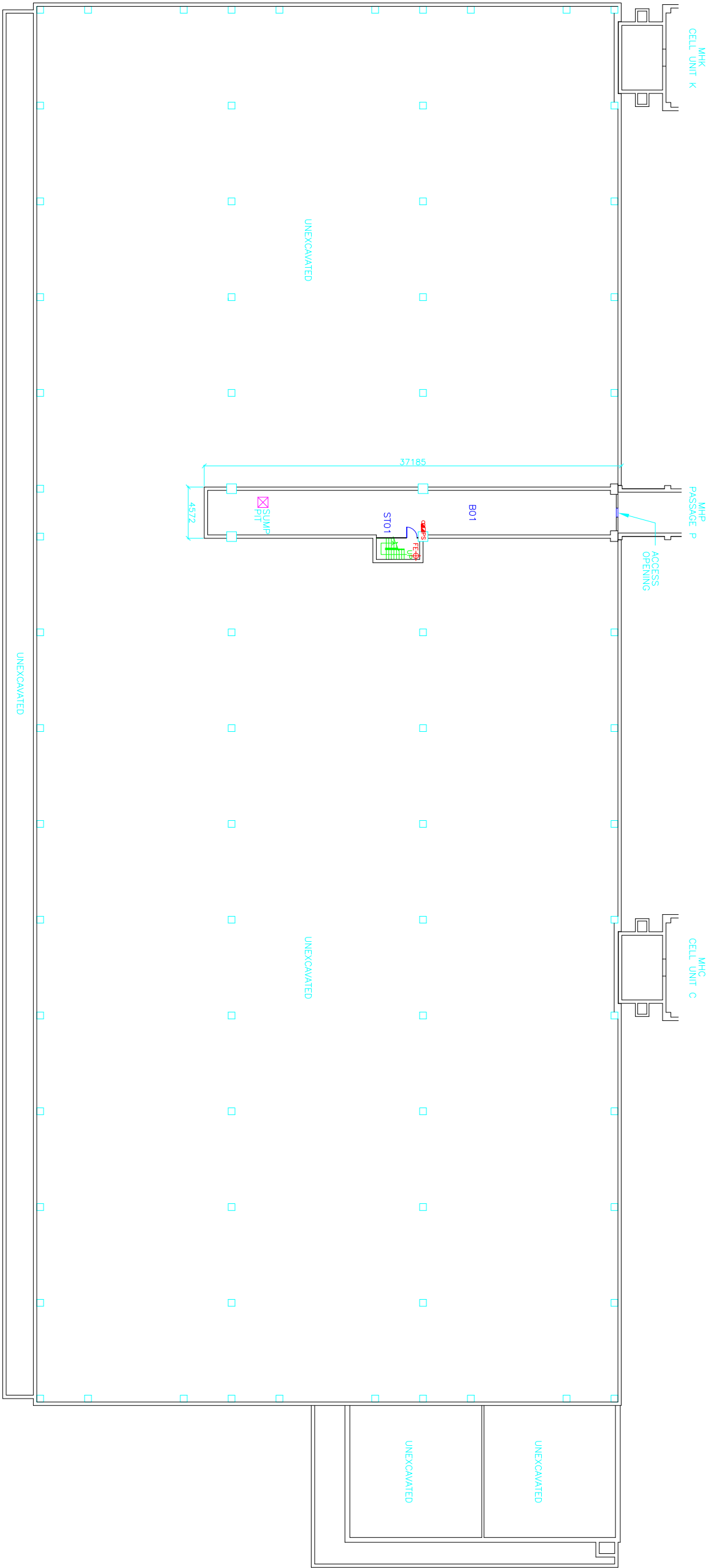
- 1200 CORRIDOR
- 1201 ELECTRICAL ROOM
- 1202 SECURITY
- 1203 RESTRICTED VISITS
- 1204 M.P.
- 1205 M.P. (V&C)
- 1206 CLOSED VISITS
- 1207 H/C WASHROOM
- 1208 EXAM ROOM
- 1209 A & D
- 1210 WASHROOM
- 1211 JANITOR
- 1212 CORRIDOR
- 1213 STAFF ROOM
- 1214 DIRECTOR
- 1215 CBSA MANAGER
- 1216 FILES/STORAGE/COPY
- 1217 ADMIN. ASSISTANT
- 1218 ADMIN. ASSISTANT
- 1219 CORRIDOR

FILED:S:\...MHU-1.DWG  
UPDATED: 01-06-14  
PLOT SCALE:1:400









ROOM INDEX

B01 CORRIDOR  
ST01 STAIR NO.1

CCTV INDEX

- WVS – GUI
- WVS – CPU
- PTZ DOME CAMERA
- FIXED CAMERA
- NETWORK SWITCH
- EQUIPMENT CABINET







FIRE PLAN LEGEND

- ENTRANCE
- PULL STATION
- FIRE EXTINGUISHER
- SIAMESE CONNECTION
- SPRINKLER VALVE
- GAS SHUT OFF VALVE
- FIRE HOSE CABINET
- FIRE HOSE CABINET
- C/W FIRE EXTINGUISHER
- FIRE HOSE REEL
- ELECTRICAL PANEL
- FIRE ALARM PANEL
- COMMUNICATION PANEL
- EMERGENCY LIGHTS (DOUBLE)
- EMERGENCY LIGHT (SINGLE)
- FIRE ALARM
- FLASHING ALARM



BASEMENT PLAN

CCTV INDEX

-  NVUS – GUI
-  NVUS – CPU
-  PTZ DOME CAMERA
-  FIXED CAMERA
-  NETWORK SWITCH
-  EQUIPMENT CABINET

ROOM INDEX

- 101 CENTRAL CONTROL AREA

102 DAY ROOM

103 DAY ROOM

104 DAY ROOM

105 CORRIDOR

106 CORRIDOR

ST01 STAIR NO.1

ST02 STAIR NO.2

ST03 STAIR NO.3

ST04 STAIR NO.4

ST05 STAIR NO.5
- 107 VESTIBULE

108 VESTIBULE

109 VESTIBULE

110 CX OPEN SPACE

111 COPY & KITCHENETTE

112 MECHANICAL ROOM

114 WASHROOM

115 CORRECTIONAL SUPERVISOR

116 JANITOR CLOSET

117 UNIT MANAGER

118 WASHROOM

119 ASSISTANT UNIT MANAGER
- 120 COOR. CASE MANAGER

121 PAROLE OFFICER

122 ASSIST. COOR. CASE MANAGER

123 PAROLE OFFICER

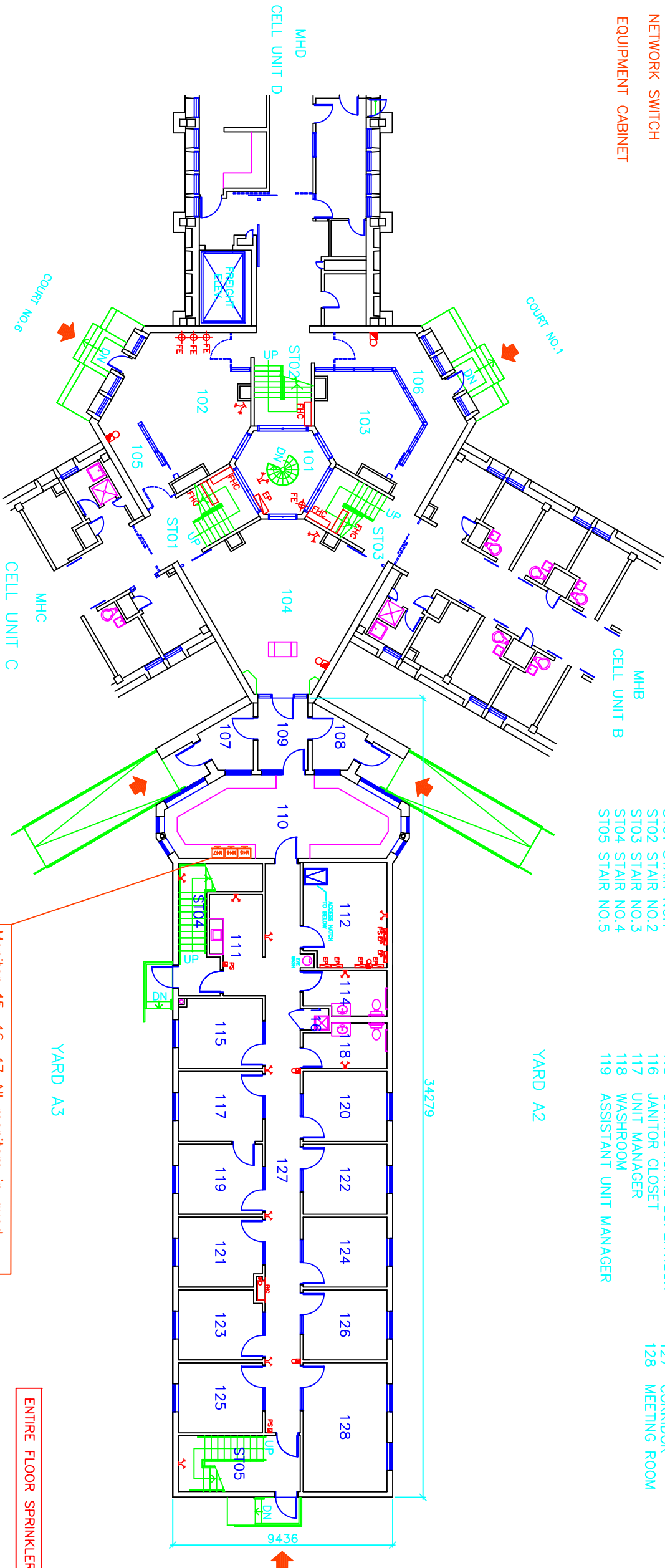
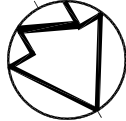
124 PAROLE OFFICER

125 PAROLE OFFICER

126 PAROLE OFFICER

127 CORRIDOR

128 MEETING ROOM



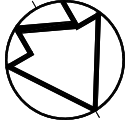
Monitor 45, 46, 47 All monitors in quad display identical to existing configuration. Clients supporting these monitors are located in MHD–B Room B01.

ENTIRE FLOOR SPRINKLERED

MAXIMUM NUMBER OF PERSONS NORMALLY OCCUPYING THIS SPACE IS \_\_\_\_\_

FIRST FLOOR PLAN



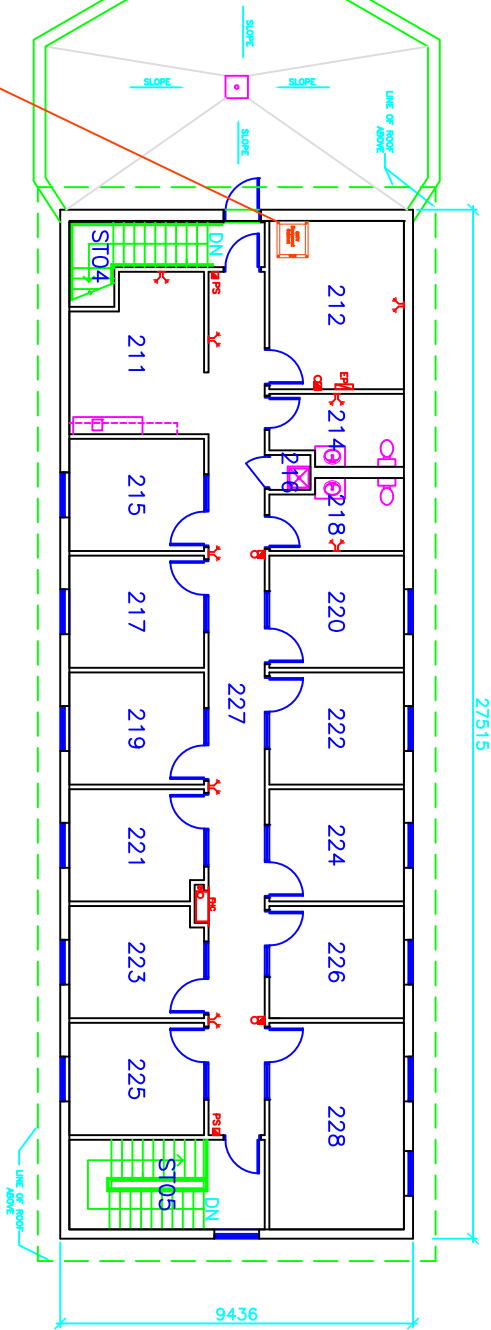
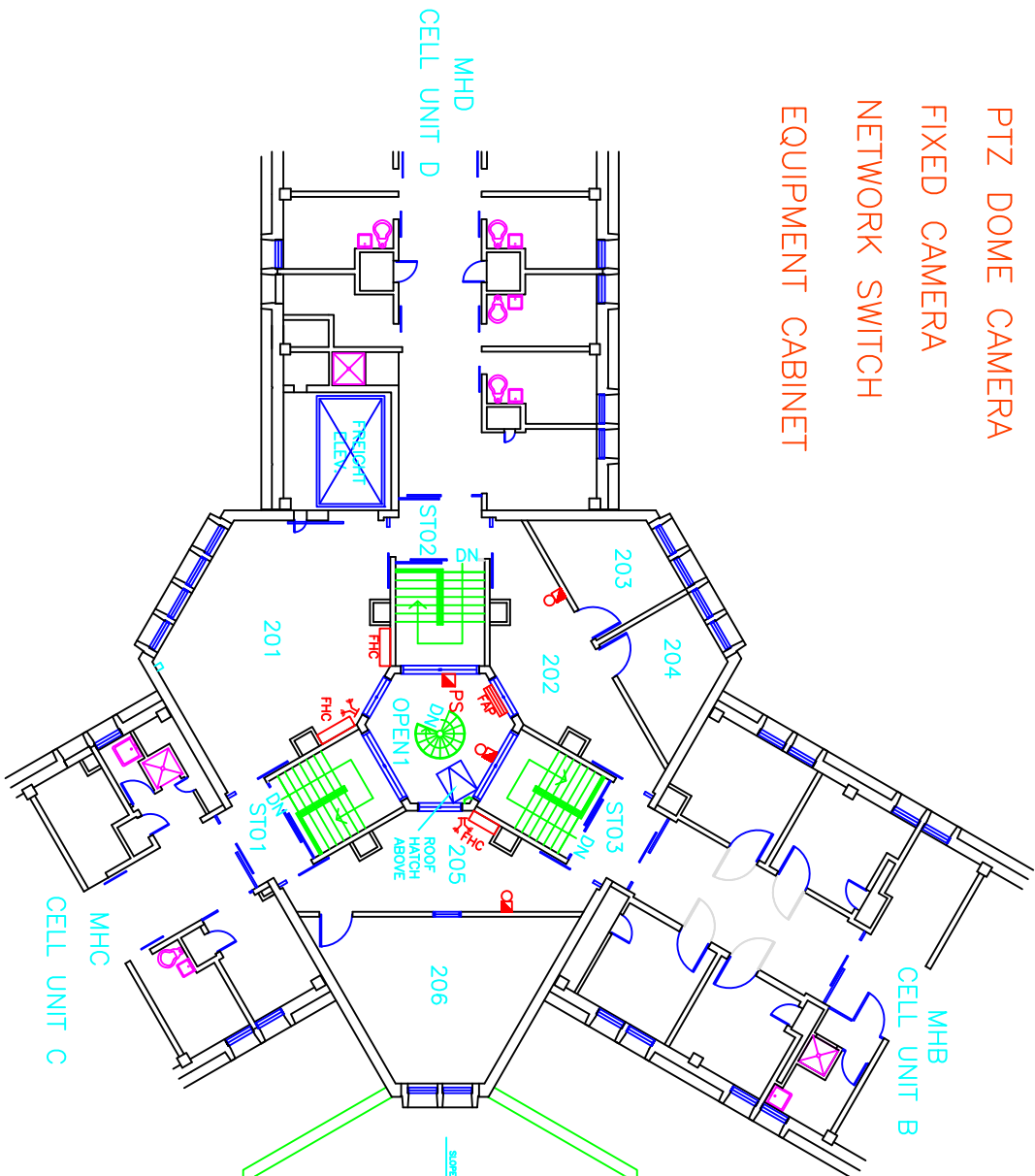


CCTV INDEX

- NVUS – GUI
- NVUS – CPU
- PTZ DOME CAMERA
- FIXED CAMERA
- NETWORK SWITCH
- EQUIPMENT CABINET

ROOM INDEX

- |      |            |     |                            |     |                |
|------|------------|-----|----------------------------|-----|----------------|
| 201  | DAY ROOM   | 211 | COPY & KITCHENETTE         | 223 | PAROLE OFFICER |
| 202  | CORRIDOR   | 212 | MECHANICAL ROOM            | 224 | PAROLE OFFICER |
| 203  | OFFICE     | 214 | WASHROOM                   | 225 | PAROLE OFFICER |
| 204  | OFFICE     | 215 | CORRECTIONAL SUPERVISOR    | 226 | PAROLE OFFICER |
| 205  | CORRIDOR   | 216 | JANITOR CLOSET             | 227 | CORRIDOR       |
| 206  | STORAGE    | 217 | PAROLE OFFICER             | 228 | MEETING ROOM   |
| ST01 | STAIR NO.1 | 218 | WASHROOM                   |     |                |
| ST02 | STAIR NO.2 | 219 | PAROLE OFFICER             |     |                |
| ST03 | STAIR NO.3 | 220 | COORD. CASE MANAGER        |     |                |
| ST04 | STAIR NO.4 | 221 | PAROLE OFFICER             |     |                |
| ST05 | STAIR NO.5 | 222 | ASSIST. COOR. CASE MANAGER |     |                |



Clients supporting monitors 45, 46 & 47 will be relocated to equipment cabinet in MHUMA-2 Room 212. A new tower style UPS will be provided to support this cabinet. A new 12 strand OM3 50/125 fibre cable will be installed between this cabinet and the cabinet located in MHD-B Room B01.

ENTIRE FLOOR SPRINKLERED

MAXIMUM NUMBER OF PERSONS NORMALLY OCCUPYING THIS SPACE IS \_\_\_\_\_

SECOND FLOOR PLAN

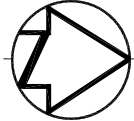


CCTV INDEX

- NVUS – GUI
- NVUS – CPU
- PTZ DOME CAMERA
- FIXED CAMERA
- NETWORK SWITCH
- EQUIPMENT CABINET

ROOM INDEX

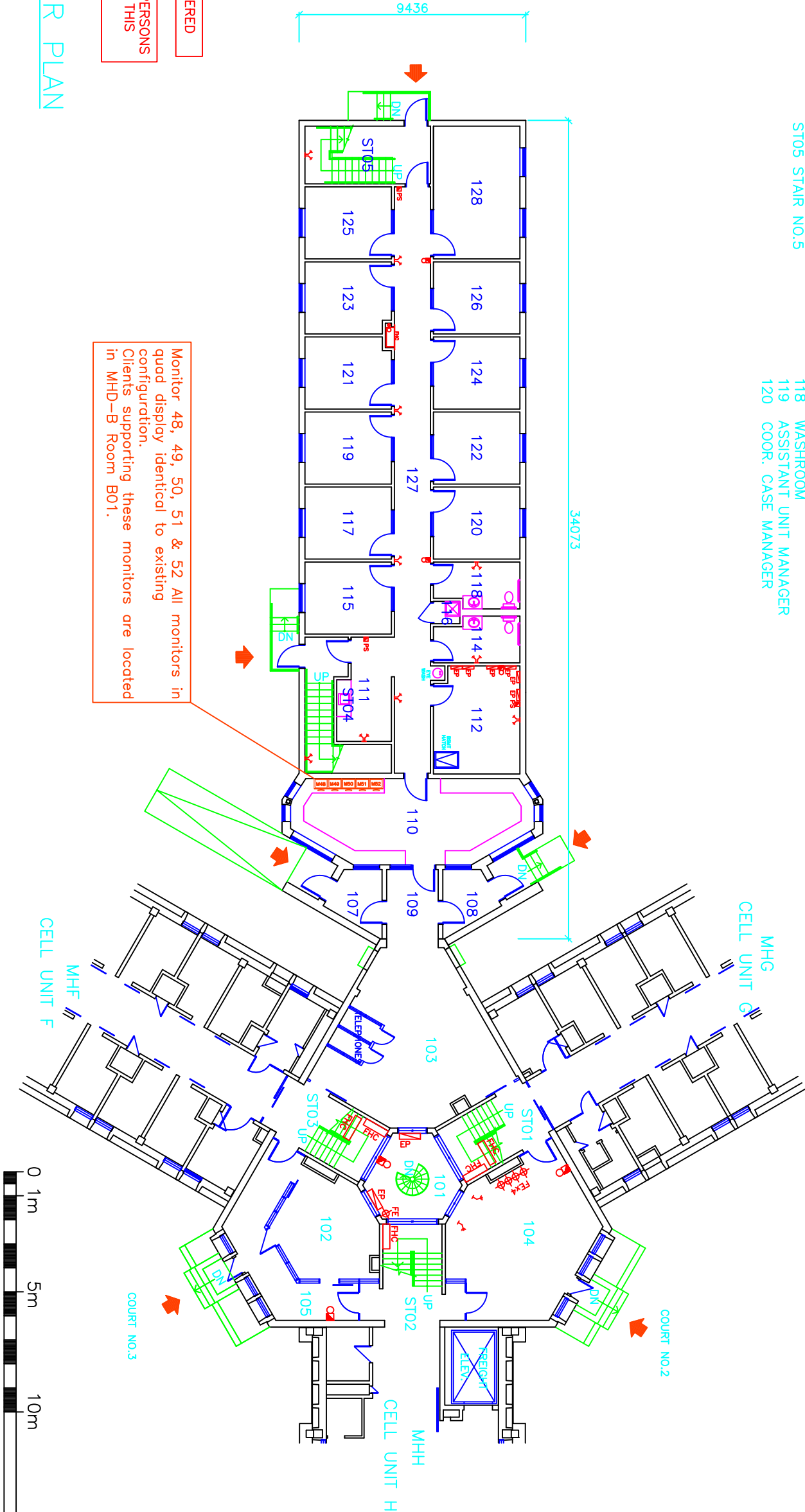
- |      |                      |     |                         |     |                            |
|------|----------------------|-----|-------------------------|-----|----------------------------|
| 101  | CENTRAL CONTROL AREA | 107 | VESTIBULE               | 121 | PAROLE OFFICER             |
| 102  | DAY ROOM             | 108 | VESTIBULE               | 122 | ASSIST. COOR. CASE MANAGER |
| 103  | DAY ROOM             | 109 | VESTIBULE               | 123 | PAROLE OFFICER             |
| 104  | DAY ROOM             | 110 | CX OPEN SPACE           | 124 | PAROLE OFFICER             |
| 105  | CORRIDOR             | 111 | COPY & KITCHENETTE      | 125 | PAROLE OFFICER             |
| ST01 | STAIR NO.1           | 112 | MECHANICAL ROOM         | 126 | PAROLE OFFICER             |
| ST02 | STAIR NO.2           | 114 | WASHROOM                | 127 | CORRIDOR                   |
| ST03 | STAIR NO.3           | 115 | CORRECTIONAL SUPERVISOR | 128 | MEETING ROOM               |
| ST04 | STAIR NO.4           | 116 | JANITOR CLOSET          |     |                            |
| ST05 | STAIR NO.5           | 117 | UNIT MANAGER            |     |                            |
|      |                      | 118 | WASHROOM                |     |                            |
|      |                      | 119 | ASSISTANT UNIT MANAGER  |     |                            |
|      |                      | 120 | COOR. CASE MANAGER      |     |                            |



ENTIRE FLOOR SPRINKLERED

MAXIMUM NUMBER OF PERSONS NORMALLY OCCUPYING THIS SPACE IS \_\_\_\_\_

FIRST FLOOR PLAN



FIRE PLAN LEGEND

- ENTRANCE
- PS PULL STATION
- FE FIRE EXTINGUISHER
- SIAMASE CONNECTION
- SV SPRINKLER VALVE
- GAS GAS SHUT OFF VALVE
- FHC FIRE HOSE CABINET
- FHC FIRE HOSE CABINET
- FHC/FE FIRE HOSE CABINET C/W FIRE EXTINGUISHER
- FHR FIRE HOSE REEL
- EP ELECTRICAL PANEL
- FAP FIRE ALARM PANEL
- CP COMMUNICATION PANEL
- EMERGENCY LIGHTS (DOUBLE)
- EMERGENCY LIGHT (SINGLE)
- FIRE ALARM
- FLASHING ALARM

ROOM INDEX

- 201 DAY ROOM
- 204 DAY ROOM
- 207 DAY ROOM
- ST01 STAIR NO.1
- ST02 STAIR NO.2
- ST03 STAIR NO.3
- ST04 STAIR NO.4
- ST05 STAIR NO.5

ROOM INDEX

- 211 COPY & KITCHENETTE
- 212 MECHANICAL ROOM
- 214 MENS WASHROOM
- 215 CORRECTIONAL SUPERVISOR
- 216 JANITOR CLOSET
- 217 PAROLE OFFICER
- 218 WOMENS WASHROOM
- 219 PAROLE OFFICER
- 220 COOR. CASE MANAGER
- 221 PAROLE OFFICER
- 222 ASSIST. COOR. CASE MANAGER
- 223 PAROLE OFFICER
- 224 PAROLE OFFICER
- 225 PAROLE OFFICER
- 226 PAROLE OFFICER
- 227 CORRIDOR
- 228 MEETING ROOM

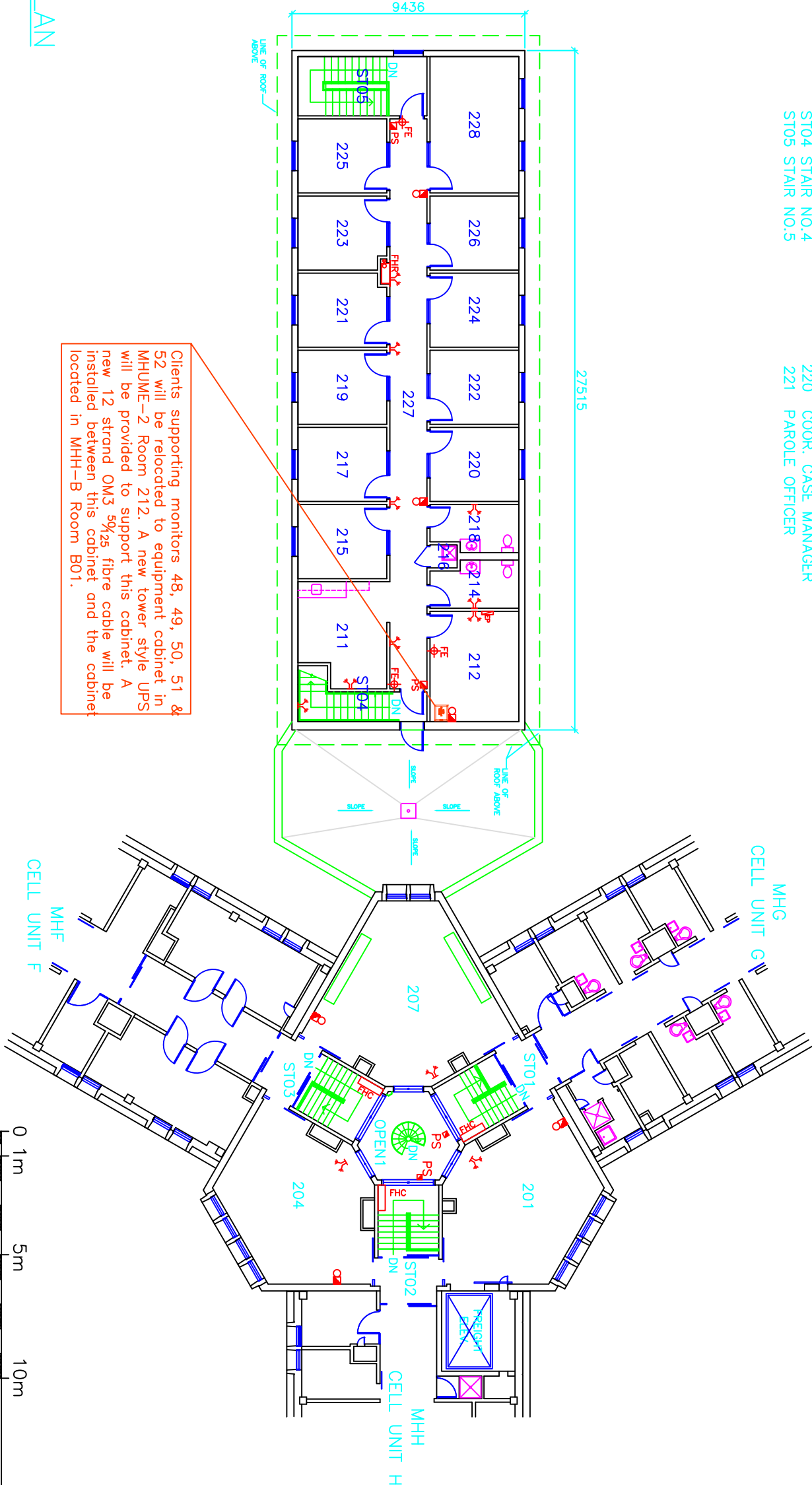
CCTV INDEX

- NVUS - GUI
- NVUS - CPU
- PTZ DOME CAMERA
- FIXED CAMERA
- NETWORK SWITCH
- EQUIPMENT CABINET






ENTIRE FLOOR SPRINKLERED

MAXIMUM NUMBER OF PERSONS NORMALLY OCCUPYING THIS SPACE IS \_\_\_\_\_

SECOND FLOOR PLAN

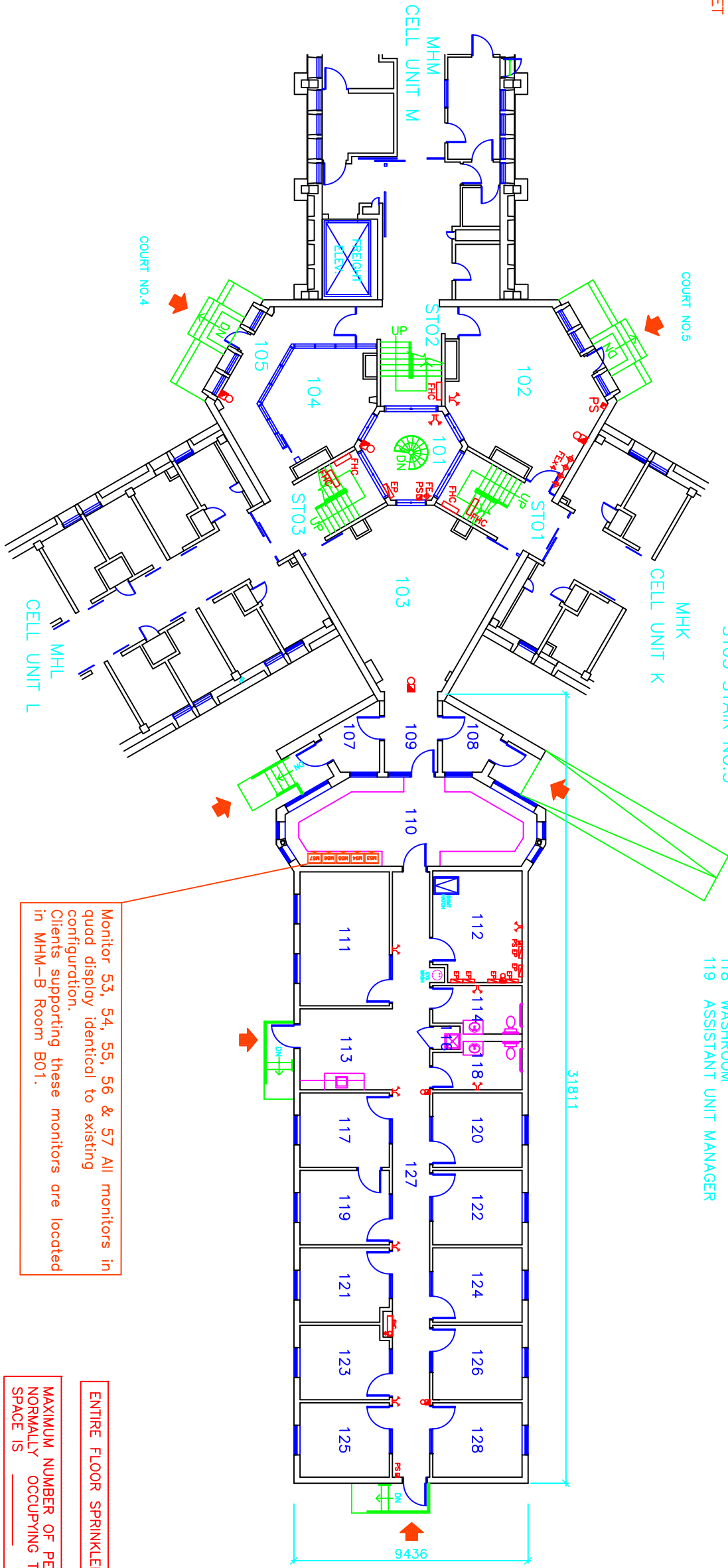
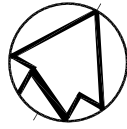


CCTV INDEX

-  NVUS – CUI
-  NVUS – CPU
-  PTZ DOME CAMERA
-  FIXED CAMERA
-  NETWORK SWITCH
-  EQUIPMENT CABINET

ROOM INDEX

- |      |                      |     |                        |     |                            |
|------|----------------------|-----|------------------------|-----|----------------------------|
| 101  | CENTRAL CONTROL AREA | 107 | VESTIBULE              | 120 | CORRECTIONAL SUPERVISOR    |
| 102  | J UNIT OFFICE        | 108 | VESTIBULE              | 121 | PAROLE OFFICER             |
| 103  | DAY ROOM             | 109 | VESTIBULE              | 122 | COORD. CASE MANAGER        |
| 104  | COMMON ROOM          | 110 | CX OPEN SPACE          | 123 | PAROLE OFFICER             |
| 105  | CORRIDOR             | 111 | MEETING ROOM           | 124 | ASSIST. COOR. CASE MANAGER |
| ST01 | STAIR NO.1           | 112 | MECHANICAL ROOM        | 125 | PAROLE OFFICER             |
| ST02 | STAIR NO.2           | 113 | COPY & KITCHENETTE     | 126 | PAROLE OFFICER             |
| ST03 | STAIR NO.3           | 114 | WASHROOM               | 127 | CORRIDOR                   |
|      |                      | 116 | JANITOR CLOSET         | 128 | PAROLE OFFICER             |
|      |                      | 117 | UNIT MANAGER           |     |                            |
|      |                      | 118 | WASHROOM               |     |                            |
|      |                      | 119 | ASSISTANT UNIT MANAGER |     |                            |

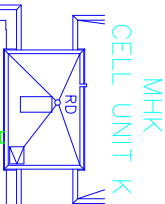
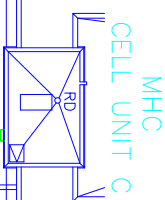
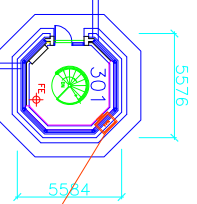


FIRST FLOOR PLAN



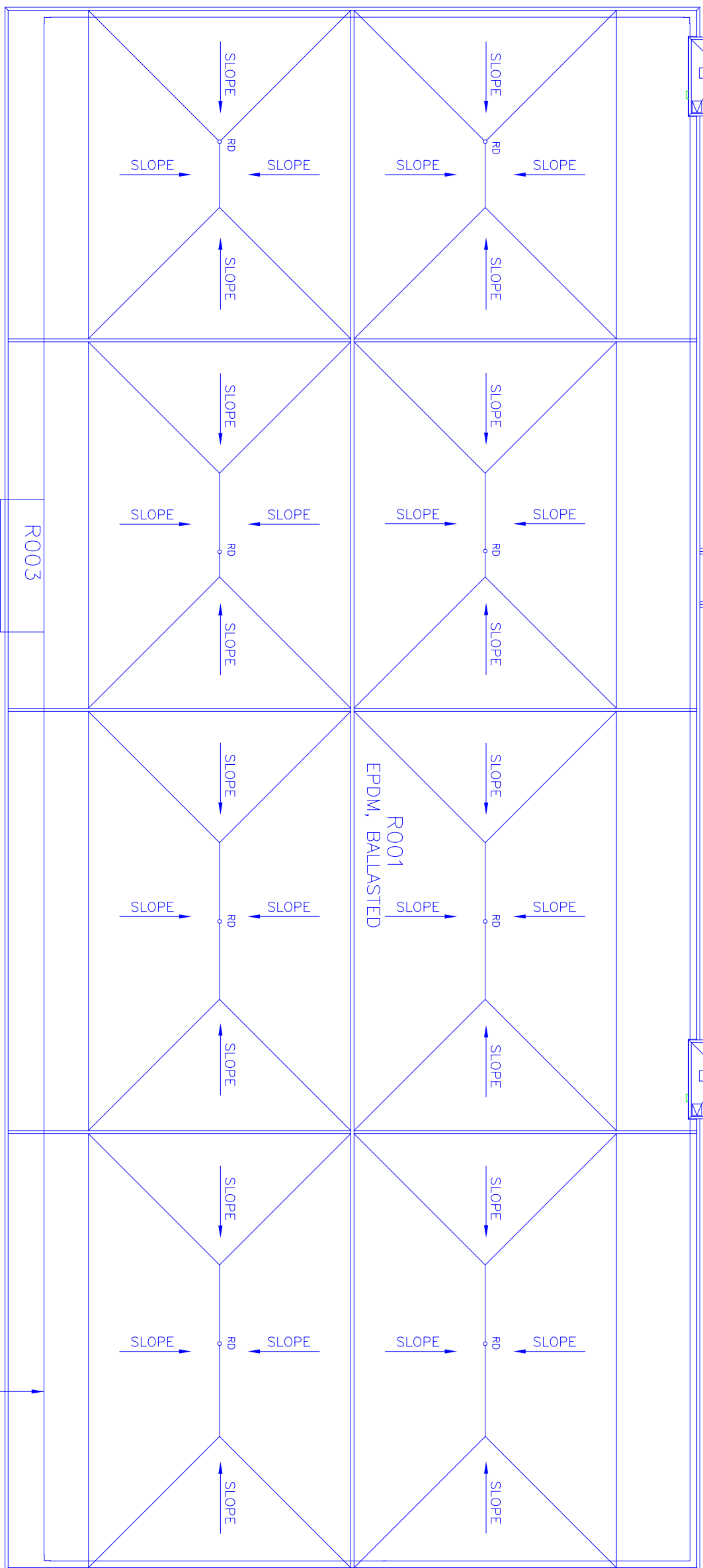
Public Works  
Government Services Canada  
Architectural and Engineering Services  
Ontario Region

Travaux publics  
Services gouvernementaux Canada  
Services d'architecture et de génie  
Région de l'Ontario

MHP  
PASSAGE PMHC  
-L UNIT C

ROOM INDEX  
301 GUARD ROOM

Monitor 44 (MHU-R 301) = C196, C197, C198, C199, C200, C201, C202. 22" LED VESA on counter with mouse. Client to be located in existing equipment rack in bottom of U tower.



ROOT | s |  
EPDM, BALLASTED

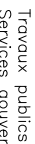
## CCTV INDEX



NVUS – GUI  
 NVUS – CPU  
 PTZ DOME CAMERA  
 FIXED CAMERA  
 NETWORK SWITCH  
 EQUIPMENT CABINET



Public Works  
Government Services Canada  
Architectural and Engineering Services  
Ontario Region



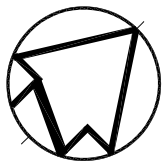
Travaux publics  
Services gouvernementaux Canada  
Services d'architecture et de génie  
Région de l'Ontario

FILED:S:\...\MHU-R.DWG

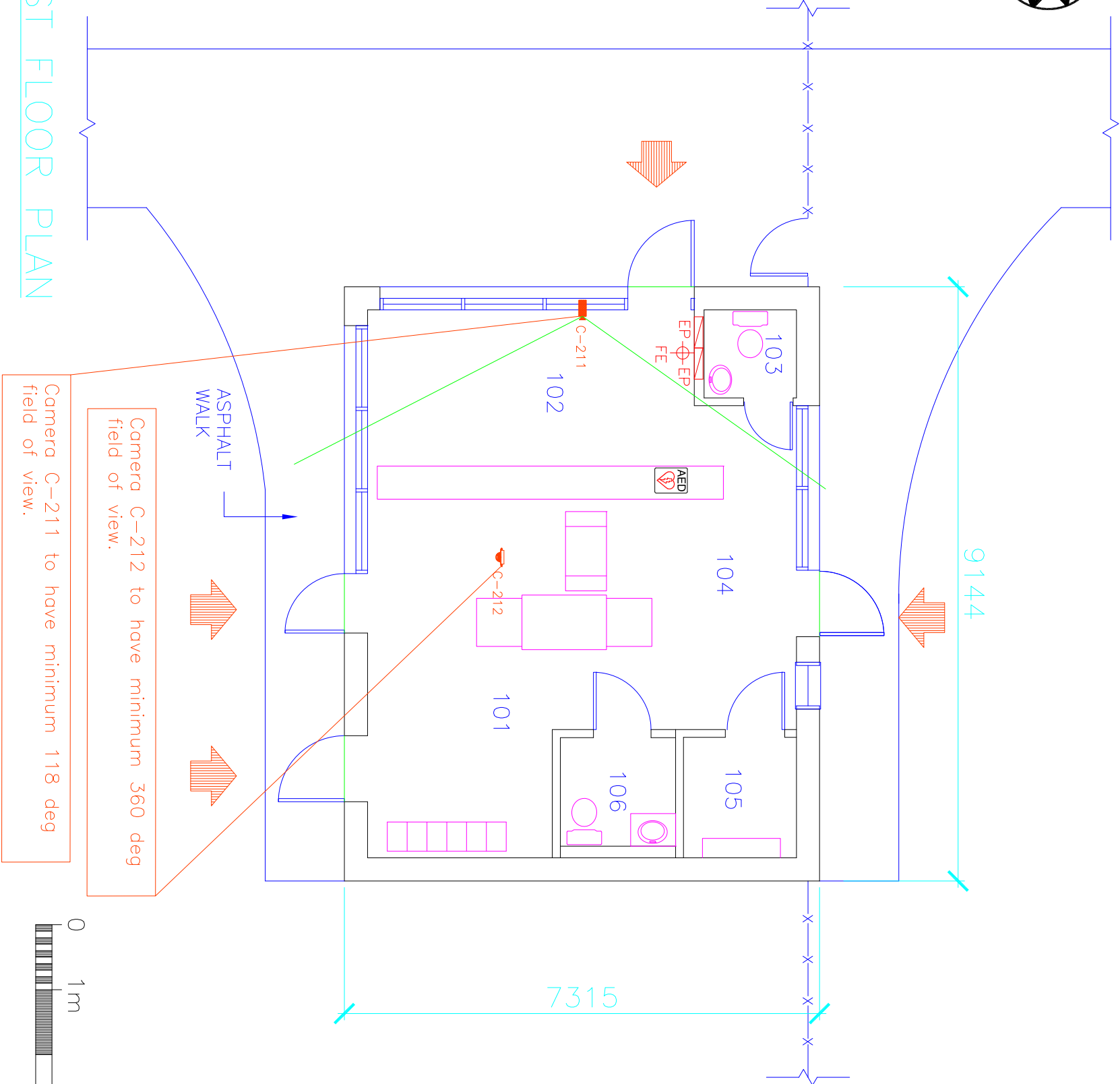
UPDATED: 01-06-14

PLOT SCALE: 1:400





FIRST FLOOR PLAN



ROOM INDEX

- 101 WAITING AREA
- 102 CONTROL AREA
- 103 WASHROOM
- 104 CORRIDOR
- 105 STORAGE
- 106 VISITOR'S WASHROOM

CCTV INDEX

- NVUS - GUI
- NVUS - CPU
- 360 CAMERA
- PTZ DOME CAMERA
- FIXED CAMERA
- NETWORK SWITCH
- EQUIPMENT CABINET



MAXIMUM NUMBER OF PERSONS  
NORMALLY OCCUPYING THIS  
SPACE IS \_\_\_\_\_

