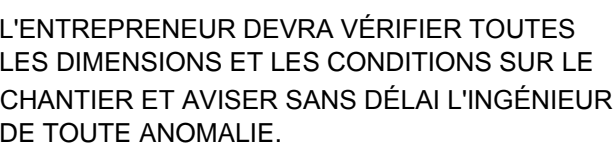


DRAWING NOTES, A131-A


- A. COLUMN CEILING GRIM TRIM TO BE RETAINED AND REINSTALLED TO NEW CEILING HEIGHT
- B. MECHANICAL AND ELECTRICAL FIXTURES AND EQUIPMENT ARE SHOWN HERE SOLELY FOR GENERAL COORDINATION. REFER TO MECHANICAL AND ELECTRICAL DRAWINGS, IN THE CASE OF DISCREPANCY BETWEEN THIS DRAWING AND MECHANICAL/ELECTRICAL DRAWINGS REGARDING LOCATIONS AND TYPES OF MECHANICAL/ELECTRICAL FIXTURES AND EQUIPMENT. MECHANICAL/ELECTRICAL DRAWINGS TAKE PRECEDENCE.
- C. REFER TO ELECTRICAL FOR INSTRUCTIONS ON THE REMOVAL/RELOCATION OF EXISTING EQUIPMENT, LIGHTING, FIRE ALARMS, ETC.
- D. REFER TO MECHANICAL FOR INSTRUCTIONS ON THE REMOVAL/RELOCATION OF EXISTING DUCTWORK, DIFFUSERS, THERMOSTATS, PLUMBING, ETC.

1. ALL CEILING TILE HAS BEEN REMOVED WITH THE EXCEPTION OF CEILING TILE WITH MECHANICAL AN/OR ELECTRICAL FIXTURES; ANY REMAINING CEILING TILE AND ALL CEILING GRID TO BE REMOVED FROM ALL AREAS.
2. ALL GYPSUM BOARD CEILING AND CEILING BULKHEADS TO BE REMOVED.



Contractor to verify all dimensions & conditions on site and immediately notify the engineer of all discrepancies.

1	ISSUED FOR ADDENDA NO.2	2015/01/
visions	description	date



Project	Project
---------	---------

1W FIT-UP & M&E UPGRADE

OTTAWA, ONTARIO

drawing dessin

REFLECTED CEILING
PLAN
DEMOLITION-A

Designed By _____ Conçu par _____

ate JUN./14 (yyyy/mm/dd)

Drawn By KE Dessiné par

ate JAN./15 (yyyy/mm/dd)

Reviewed By PK
 11/11/17

Approved By:	Approved on:
--------------	--------------

PK
JAN/15

Gender	Soumission
--------	------------


STEPHANIE CORMIER

Project no.	No. du projet
-------------	---------------

R.064703.002

Drawing no. No. du dessin

A131-A



1 WEST REFLECTED CEILING PLAN DEMO-A

C

PWGSC B1 (1000 x 707)