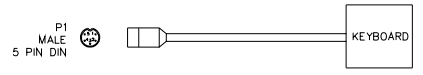


COMPUTER GENERATED  
DO NOT REVISE MANUALLY  
DO NOT SCALE DRAWING

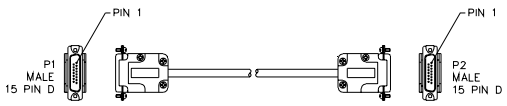
REVISION COLUMN	
ZONE	REV.
1	AS BUILT
2	UPDATES
3	REVISED AND REDRAWN
4	UPDATES



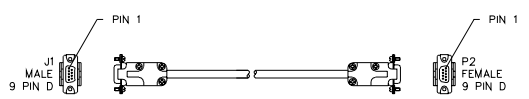
DETAIL '69'

CABLE RUNNING LIST		
PIN TO PIN CONNECTION	COLOUR	
2	DATA	RED
3	RECEIVE (CONNECTION REQ'D.)	WHITE
5	SIGNAL GROUND	GREEN
6	HANDSHAKING	BLUE
8	HANDSHAKING	BLK/GRN

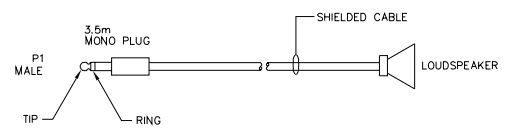
CABLE RUNNING LIST		
WIRE No.	FROM TERMINATION	TO TERMINATION
1	P1-TIP	SPEAKER + TERM.
2	P1-RING	SPEAKER - TERM.



DETAIL '68'

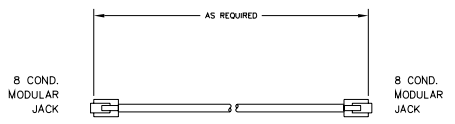


DETAIL '70'



DETAIL '71'

CABLE RUNNING LIST		
WIRE No.	FROM P1	TO P2
1	1	1
2	2	2
3	3	3
4	4	4
5	5	5
6	6	6
7	7	7
8	8	8



DETAIL '109'

8CONDUCTOR FLAT TELEPHONE CABLE  
RJ-11

NOTES

**SENSTAR STELLAR** 119 JOHN CAVANAUGH DR  
CARP, ONTARIO  
CANADA K0A 1L0

DWG SIZE D	DWG/PART No. 1101001155			
FSCM No. 68327	PRODUCT/ PROJECT	DWG TYPE	SEQUENCE	VERSION/ EDITION
SCALE	NTS	SHEET	11	OF 13