

8 7 6 5 4 3

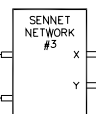
LTU LAYOUT 256 X 256

COMPUTER GENERATED
DO NOT REVISE MANUALLY
DO NOT SCALE DRAWING

DWG/PART No.		ID-100155	SHT	5	REV.	4
REVISION COLUMN						
ZONE	REV.	DESCRIPTION				
	1	AS BUILT				
	2	UPDATES				
	3	REVISED AND REDRAWN				
	4	UPDATES				

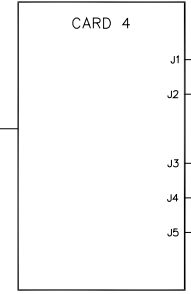
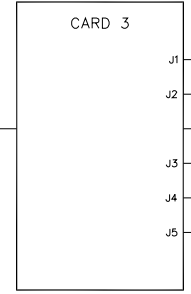
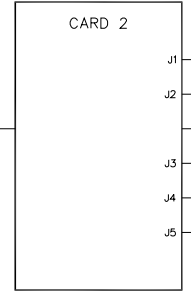
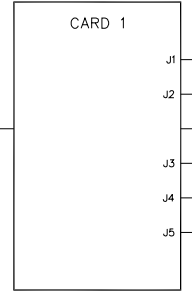
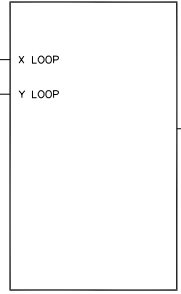
TO/FROM PIDS D-FLEX 8 (A)
PORT 3 (Sheet 3)

TO/FROM FASS D-FLEX 8 (A)
PORT 3 (Sheet 3)



INPUTS

- 33-64
- 1-32
- 33-64
- 1-32
- 33-64
- 1-32
- 33-64
- 1-32



OUTPUTS

- 1-24
- 25-48
- 49-64
- 1-24
- 25-48
- 49-64
- 1-24
- 25-48
- 49-64

D

C

B

A

D

C

B

A

NOTES

8 7 6 5 4 3 2 1

SENSTAR **STELLAR** 119 JOHN CAVANAUGH DR
CARP, ONTARIO
CANADA K0A 1L0

DWG SIZE	DWG/PART No.				
D	ID 10 01 5 5				
FSCM No.	PRODUCT/ PROJECT	DWG TYPE	SEQUENCE	VARIATION/ DOC. TYPE	VERSION/ EDITION
68327	SCALE	NTS	SHEET	5	OF 13