

DRAWING LIST

SET #	SHEET #
COSSM-14-R8-Stores-Str C01	TITLE PAGE
COSSM-14-R8-Stores-Str C02	SITE PLAN - STAGING AREAS
COSSM-14-R8-Stores-Str C03	EXISTING SERVICES PLAN
COSSM-14-R8-Stores-Str C04	SERVICES PLAN - RESTORATION
COSSM-14-R8-Stores-Str C05	SERVICES - DETAILS
COSSM-14-R8-Stores-Str S01	GENERAL NOTES
COSSM-14-R8-Stores-Str S02	GROUND FLOOR PLAN - DECONSTRUCTION WORK
COSSM-14-R8-Stores-Str S03	SECOND FLOOR PLAN & ROOF PLAN - DECONSTRUCTION WORK
COSSM-14-R8-Stores-Str S04	WEST ELEVATION - DECONSTRUCTION WORK
COSSM-14-R8-Stores-Str S05	EAST ELEVATION - DECONSTRUCTION WORK
COSSM-14-R8-Stores-Str S06	SECTIONS - DECONSTRUCTION WORK
COSSM-14-R8-Stores-Str S07	FOUNDATION PLAN - RECONSTRUCTION WORK
COSSM-14-R8-Stores-Str S08	SECOND FLOOR PLAN & ROOF PLAN - RECONSTRUCTION WORK
COSSM-14-R8-Stores-Str S09	WEST ELEVATION - RECONSTRUCTION WORK
COSSM-14-R8-Stores-Str S10	EAST ELEVATION - RECONSTRUCTION WORK
COSSM-14-R8-Stores-Str S11	SECTIONS (SHEET 1) - RECONSTRUCTION WORK
COSSM-14-R8-Stores-Str S12	SECTIONS (SHEET 2) - RECONSTRUCTION WORK
COSSM-14-R8-Stores-Str S13	REINF CONCRETE DETAILS (SHEET 1)
COSSM-14-R8-Stores-Str S14	REINF CONCRETE DETAILS (SHEET 2)
COSSM-14-R8-Stores-Str S15	REINF CONCRETE DETAILS (SHEET 3)
COSSM-14-R8-Stores-Str S16	REINF CONCRETE DETAILS (SHEET 4)
COSSM-14-R8-Stores-Str S17	SHORING & BRACING PLAN
COSSM-14-R8-Stores-Str S18	SHORING & BRACING SECOND FLOOR PLAN & ROOF PLAN
COSSM-14-R8-Stores-Str S19	SHORING & BRACING SECTIONS & DETAILS
COSSM-14-R8-Stores-Str S20	SHORING & BRACING SECTION & DETAILS
COSSM-14-R8-Stores-Str S21	SHORING & BRACING SECTION

SAULT STE. MARIE CANAL
NATIONAL HISTORIC SITE
STORES BUILDING

STRUCTURAL REHABILITATION
SAULT STE. MARIE, ON.

NOTE: HISTORICAL BUILDING - PROTECT ALL
BUILDING SURFACES/STRUCTURES/OBJECTS
FROM DAMAGE WHILE PERFORMING WORK

ISSUED
FOR CONSTRUCTION
DATE: NOVEMBER 05 2014

0	2014-11-05	ISSUED FOR CONSTRUCTION	J BROUGHTON	B MOSS
No.	Date	Description	Drawn by Dessiné par	Approved Approuvé

Revision / Revision

A	Detail number	A Numéro de détail
B	Sheet number	B Numéro de la feuille

Linear dimensions In millimètres	Dimensions linéaires en millimètres
-------------------------------------	--

Consultant's Name
Nom de l'expert-consultant
Rowswell & Associates Inc.
Project Managers & Consulting Engineers

100 BRUCE ST. SUITE 6, SAULT STE MARIE, ON.
TEL (705) 759 6812, FAX (705) 759 6885



Project title/Titre du projet
**Stores Building
Structural Stabilization**
Sault Ste. Marie Canal
National Historic Site

Drawing title/Titre du dessin
TITLE PAGE

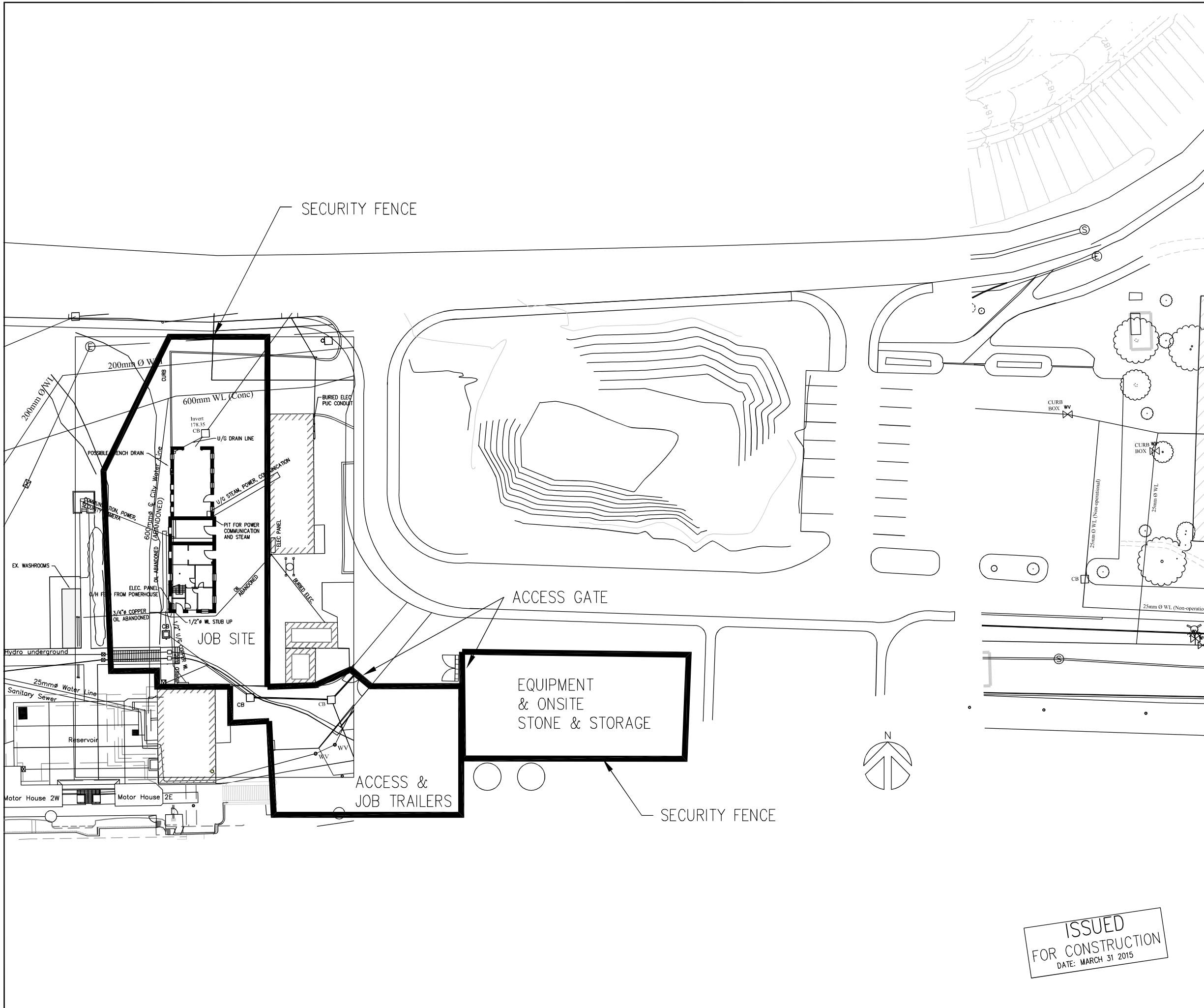
Designed by/Concept par	Date
Drawn by/Dessiné par J BROUGHTON	2014-11-05
Checked by/Vérifié par B MOSS	2014-11-05
Project No./N° du projet 30020061	Scale/Echelle 1:25
Sheet No./N° de la feuille C01	
Drawing Set No./N° de série du dessin COSSM-14-R8-Stores-Str	

NOTE:
 THE FOLLOWING CONDITIONS MUST BE MET IN REGARDS TO SITE STAGING

1. NO SUBSURFACE EXCAVATION BE DONE IN THE QUARRY
2. TRAILERS BE PLACED IN SUCH A MANNER AS TO PROTECT AND MAINTAIN SURFACE CONDITIONS THROUGHOUT DURATION OF WORK

FOR GENERAL NOTES SEE DWG. S01

SECURITY FENCING:
 - MIN. 2M HIGH GALVANIZED FENCE PANELS



No.	Date	Description	Drawn by / Dessiné par	Approved / Approuvé
1	2015-31-03	ISSUED FOR CONSTRUCTION	J BROUGHTON	B MOSS
0	2014-11-05	ISSUED FOR CONSTRUCTION	J BROUGHTON	B MOSS

Revision / Revision	
A	Detail number / Numéro de détail
B	Sheet number / Numéro de la feuille

Consultant's Name / Nom de l'expert-consultant
Rowswell & Associates Engineers Inc.
 Project Managers & Consulting Engineers

Eng. Stamp / Sceau de l'ingénieur

100 BRUCE ST. SUITE 6, SAULT STE MARIE, ON.
 TEL (705) 759 6812, FAX (705) 759 6885

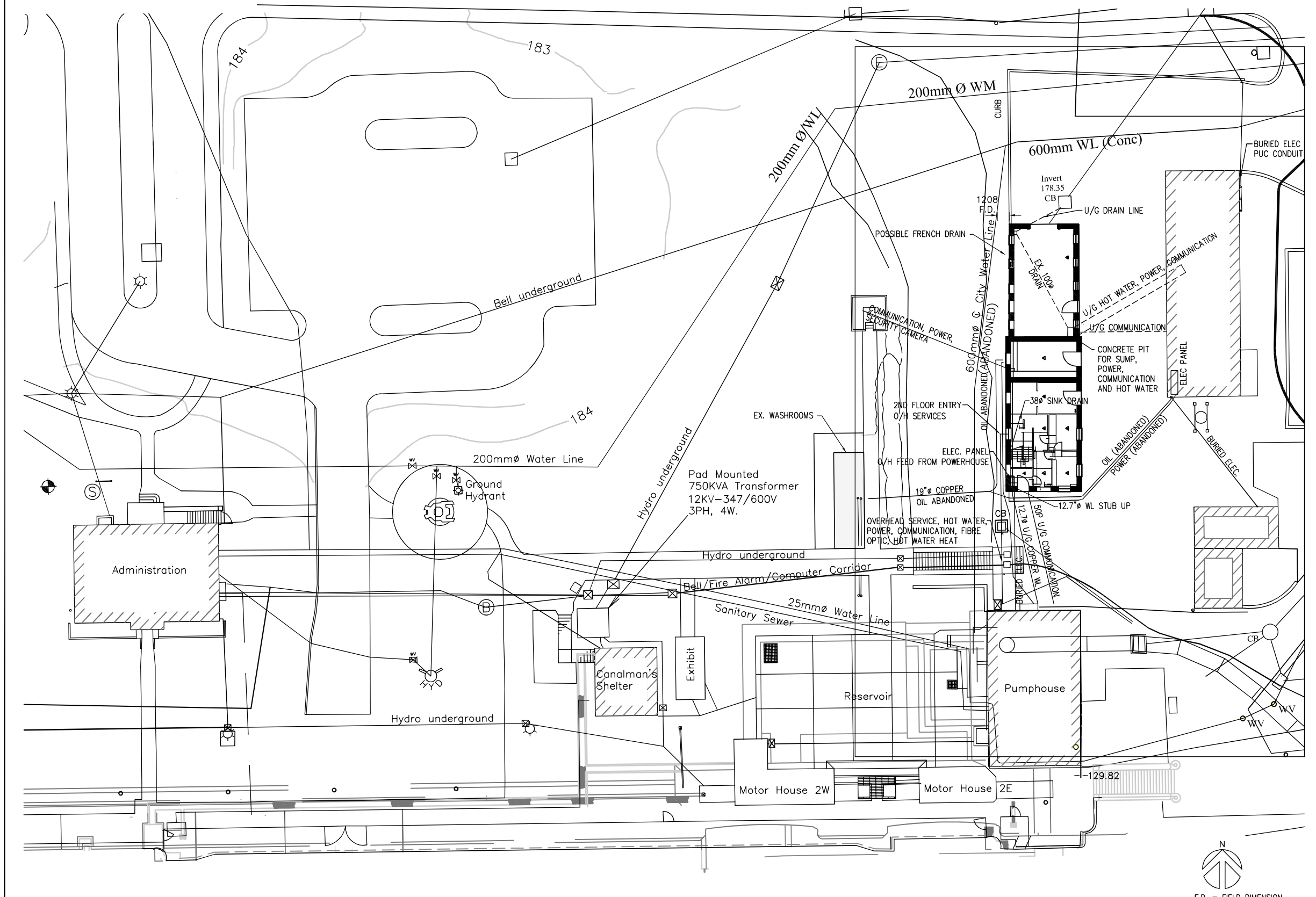
Project title / Titre du projet
Stores Building Structural Stabilization
 Sault Ste. Marie Canal National Historic Site

Drawing title / Titre du dessin
SITE PLANNING - STAGING AREAS

Designed by / Concept par	Date
Drawn by / Dessiné par J BROUGHTON	Date 2014-11-05
Checked by / Vérifié par B MOSS	Date 2014-11-05
Project No. / N° du projet 30020061	Scale / Echelle 1:300
Sheet No. / N° de la feuille C02	
Drawing Set No. / N° de série du dessin COSSM-14-R8-Stores-Str	

ISSUED FOR CONSTRUCTION
 DATE: MARCH 31 2015

FOR GENERAL NOTES SEE DWG. S01



ISSUED FOR CONSTRUCTION
DATE: NOVEMBER 05 2014

No.	Date	Description	Drawn by Dessiné par	Approved Approuvé
D	2014-11-05	ISSUED FOR INFORMATION ONLY	J BROUGHTON	B MOSS

A	Detail number Sheet number	A Numéro de détail B Numéro de la feuille
---	-------------------------------	--

Linear dimensions in millimetres	Dimensions linéaires en millimètres
-------------------------------------	--

Consultant's Name
Nom de l'expert-consultant
Rowswell & Associates Engineers Inc.
Project Managers & Consulting Engineers

Eng. Stamp
Sceau de l'ingénieur

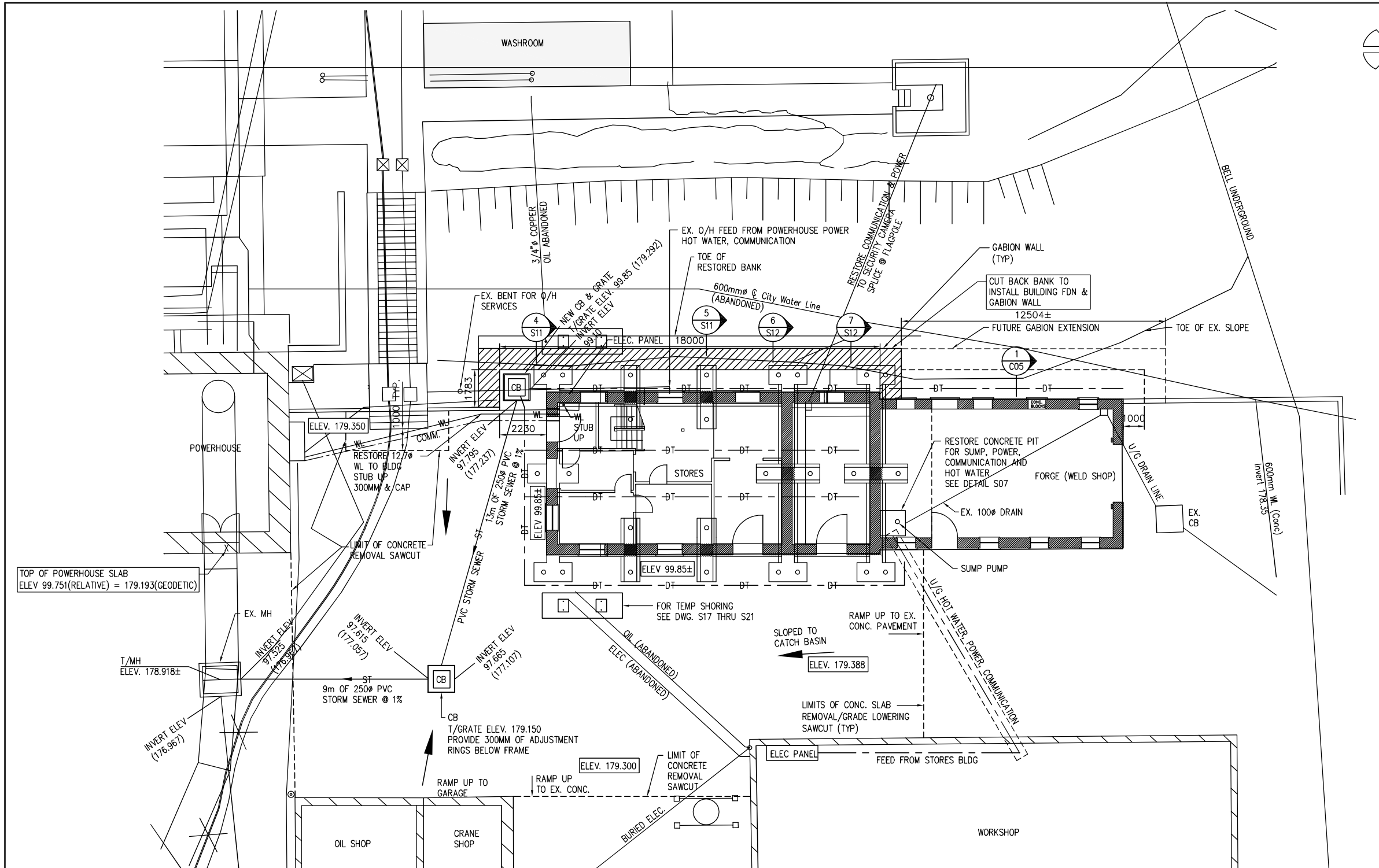
100 BRUCE ST. SUITE 6, SAULT STE MARIE, ON.
TEL (705) 759 6812, FAX (705) 759 6885

Project title/Titre du projet
**Stores Building
Structural Stabilization**
Sault Ste. Marie Canal
National Historic Site

Drawing title/Titre du dessin
EXISTING SERVICES PLAN

Designed by/Concept par	Date
Drawn by/Dessiné par J BROUGHTON	Date 2014-11-05
Checked by/Vérifié par B MOSS	Date 2014-11-05
Project No./N° du projet 30020061	Scale/Echelle NTS
Drawing Set No./N° de série du dessin COSSM-14-R8-Stores-Str	Sheet No./N° de la feuille C03

NOTE:
 1. FOR GENERAL NOTES SEE DWG. S01
 DT = 100Ø PVC PERFORATED DRAINAGE TILE c/w FILTER SOCKS & ALL FITTINGS COMPLETE
 ST = PVC DR35 STORM SEWER PIPE COMPLETE WITH ALL FITTINGS
 CB = CATCH BASIN TO CONFORM TO OPSD 705.010 CATCH BASIN FRAME TO CONFORM TO OPSD 400.02



No.	Date	Description	Drawn by / Dessiné par	Approved / Approuvé
0	2014-11-05	ISSUED FOR CONSTRUCTION	J BROUGHTON	B MOSS

A	Detail number / Numéro de détail	A
B	Sheet number / Numéro de la feuille	B
Linear dimensions in millimetres / Dimensions linéaires en millimètres		

Consultant's Name / Nom de l'expert-consultant:
Rowswell & Associates Engineers Inc.
 Project Managers & Consulting Engineers

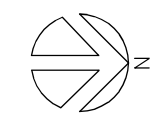
100 BRUCE ST. SUITE 6, SAULT STE MARIE, ON.
 TEL (705) 759 6812, FAX (705) 759 6885

Project title/Titre du projet:
Stores Building Structural Stabilization
 Sault Ste. Marie Canal National Historic Site

Drawing title/Titre du dessin:
SERVICES PLAN RESTORATION

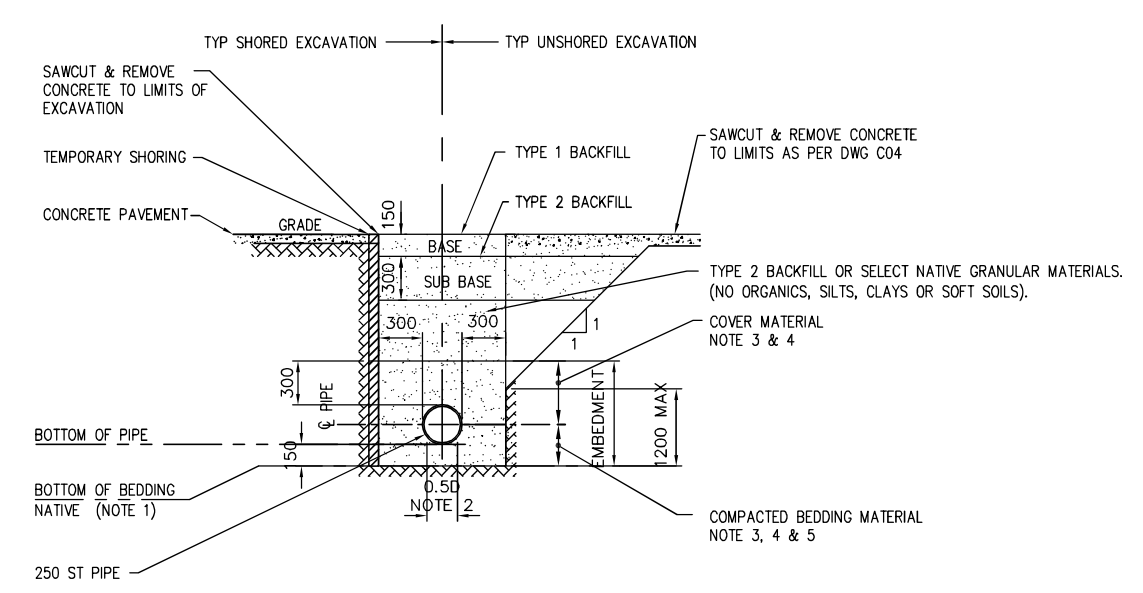
Designed by/Concept par	Date
Drawn by/Dessiné par	Date
Checked by/Vérifié par	Date
Project No./Nº du projet	Scale/Echelle
Drawing Set No./Nº de série du dessin	Sheet No./Nº de la feuille

ISSUED FOR CONSTRUCTION
 DATE: NOVEMBER 05 2014



NOTE:
1. FOR GENERAL NOTES SEE DWG. S01

DT = 100Ø PVC PERFORATED DRAINAGE TILE c/w FILTER SOCKS & ALL FITTINGS COMPLETE
ST = PVC DR35 STORM SEWER PIPE COMPLETE WITH ALL FITTINGS
CB = CATCH BASIN TO CONFORM TO OPSD 705.010
CATCH BASIN FRAME TO CONFORM TO OPSD 400.02



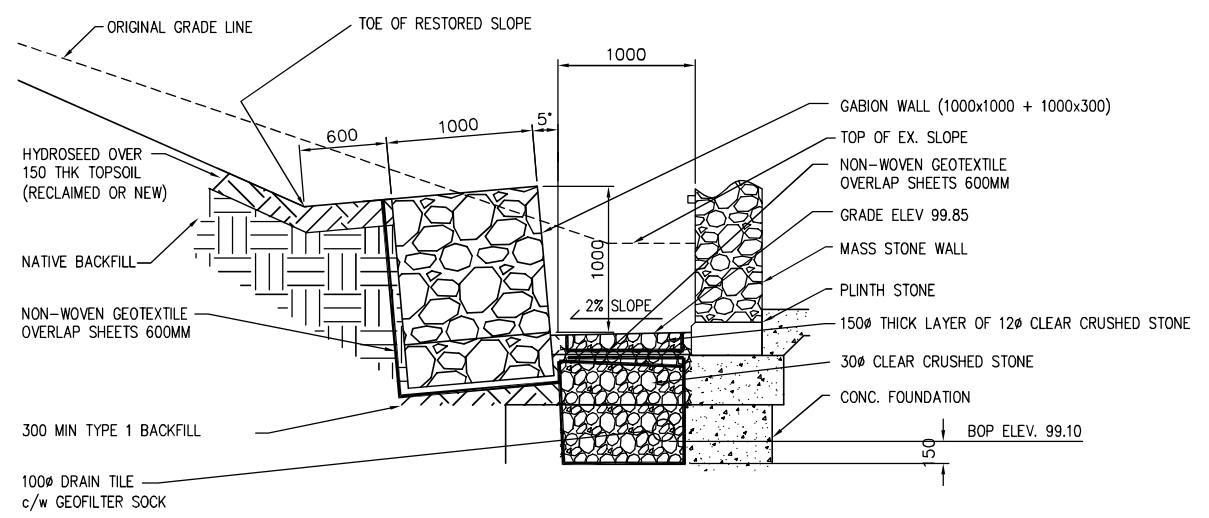
TYPICAL STORM SEWER BEDDING

SCALE: 1:25

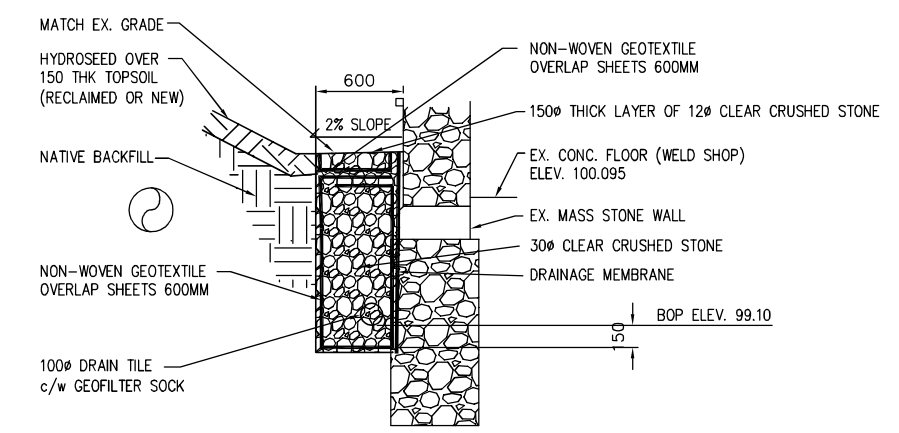
TRENCHING FOR EXCAVATION SHALL BE IN ACCORDANCE WITH OSHA 213/91 FOR CONSTRUCTION PROJECTS BASED ON SOIL TYPE

- NOTE 1: IF ORGANICS PRESENT SUBEXCAVATE BELOW BEDDING LIMITS NOTED AND REMOVE REPLACE WITH TYPE 2 FILL COMPACTED TO 95% STANDARD PROCTOR DENSITY TO BOTTOM OF BEDDING
- NOTE 2: COMPACT & SHAPE TO RECEIVE THE BOTTOM OF PIPE D = OD OF PIPE
- NOTE 3: TYPE 1 BACKFILL. COMPACT TO 95% STANDARD PROCTOR DENSITY IN 150MM LOOSE LIFTS
- NOTE 4: PLACE & COMPACT MATERIAL SIMULTANEOUSLY TO EACH SIDE OF PIPE
- NOTE 5: PRIOR TO PLACING AND COMPACTING REMAINDER OF EMBEDMENT MATERIAL

ISSUED FOR CONSTRUCTION
DATE: NOVEMBER 05 2014



DETAIL A SCALE: 1:25 S11/S12



SECTION 1 (AT WELD SHOP) C04

No.	Date	Description	Drawn by / Dessiné par	Approved / Approuvé
0	2014-11-05	ISSUED FOR CONSTRUCTION	J BROUGHTON	B MOSS

Detail number / Sheet number	A / B	A Numéro de détail / B Numéro de la feuille
	A	

Linear dimensions in millimetres / Dimensions linéaires en millimètres

Consultant's Name / Nom de l'expert-consultant: **Rowswell & Associates Inc.**
Project Managers & Consulting Engineers
100 BRUCE ST. SUITE 6, SAULT STE MARIE, ON.
TEL (705) 759 6812, FAX (705) 759 6885



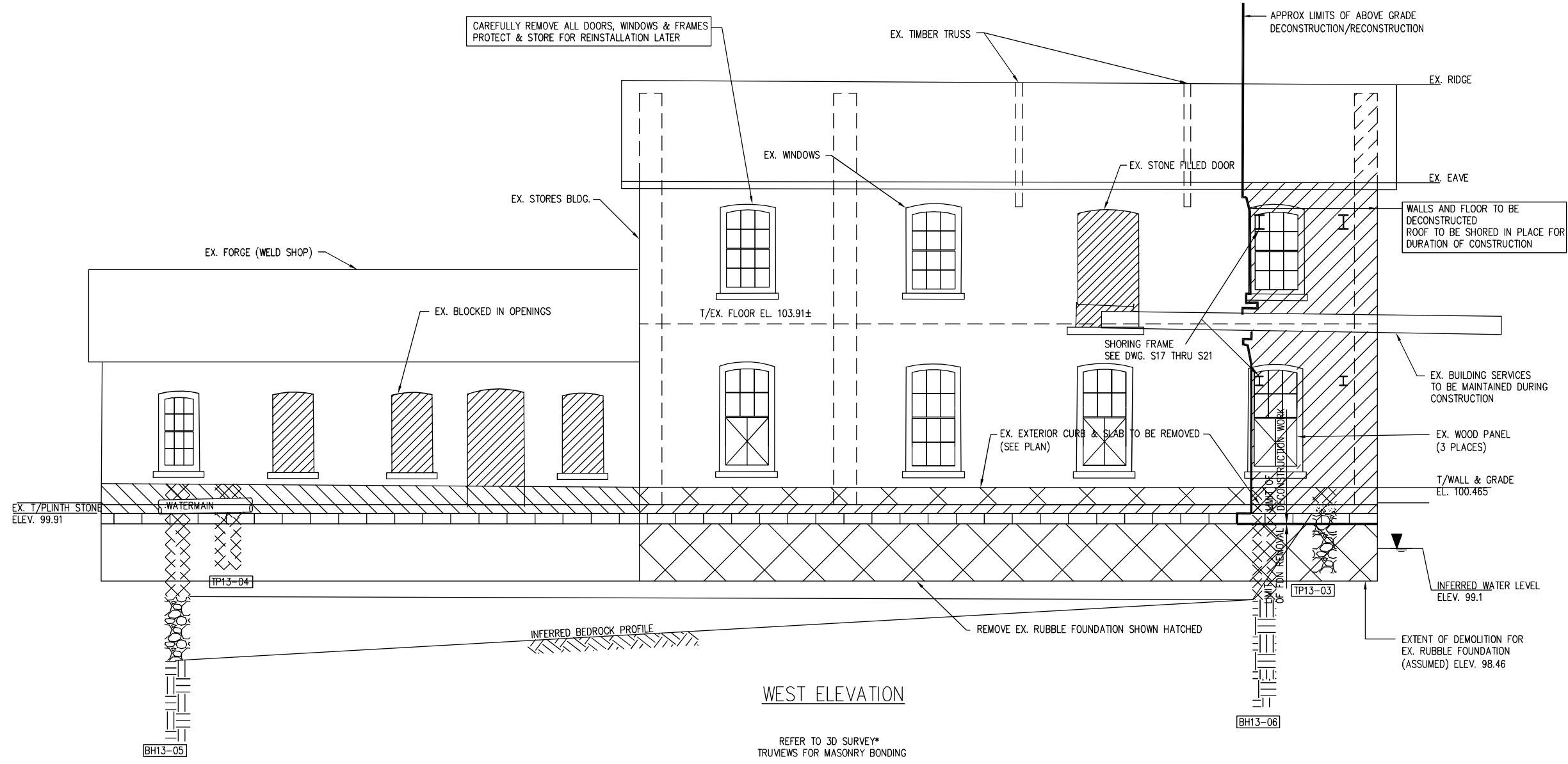
Project Title/Titre du projet: **Stores Building Structural Stabilization**
Sault Ste. Marie Canal National Historic Site

Drawing Title/Titre du dessin: **SERVICES DETAILS**

Designed by/Concept par	Date
Drawn by/Dessiné par	Date
Checked by/Vérifié par	Date
Project No./Nº du projet	Scale/Echelle
Sheet No./Nº de la feuille	
Drawing Set No./Nº de série du dessin	

30020061 1:25
C05
COSSM-14-R8-Stores-Str

- NOTE:
- *3D SURVEY BY TOTAL PRECISION SURVEYING OF SAULT STE. MARIE
 - FOR GENERAL NOTES SEE DWG. S01
 - CAREFULLY REMOVE DOORS & WINDOWS FROM STORES BUILDING. PROTECT & STORE FOR REINSTALLATION LATER



WEST ELEVATION

REFER TO 3D SURVEY* TRUVEWS FOR MASONRY BONDING

No.	Date	Description	Drawn by / Dessiné par	Approved / Approuvé
0	2014-11-05	ISSUED FOR CONSTRUCTION	J BROUGHTON	B MOSS

A	Detail number	A Numéro de détail
B	Sheet number	B Numéro de la feuille

Linear dimensions in millimetres / Dimensions linéaires en millimètres

Consultant's Name / Nom de l'expert-consultant
Rowswell & Associates Engineers Inc.
Project Managers & Consulting Engineers

100 BRUCE ST. SUITE 6, SAULT STE MARIE, ON.
TEL (705) 759 6812, FAX (705) 759 6885

LIBERED PROFESSIONAL ENGINEER
B. MOSS
32877508
PROVINCE OF ONTARIO

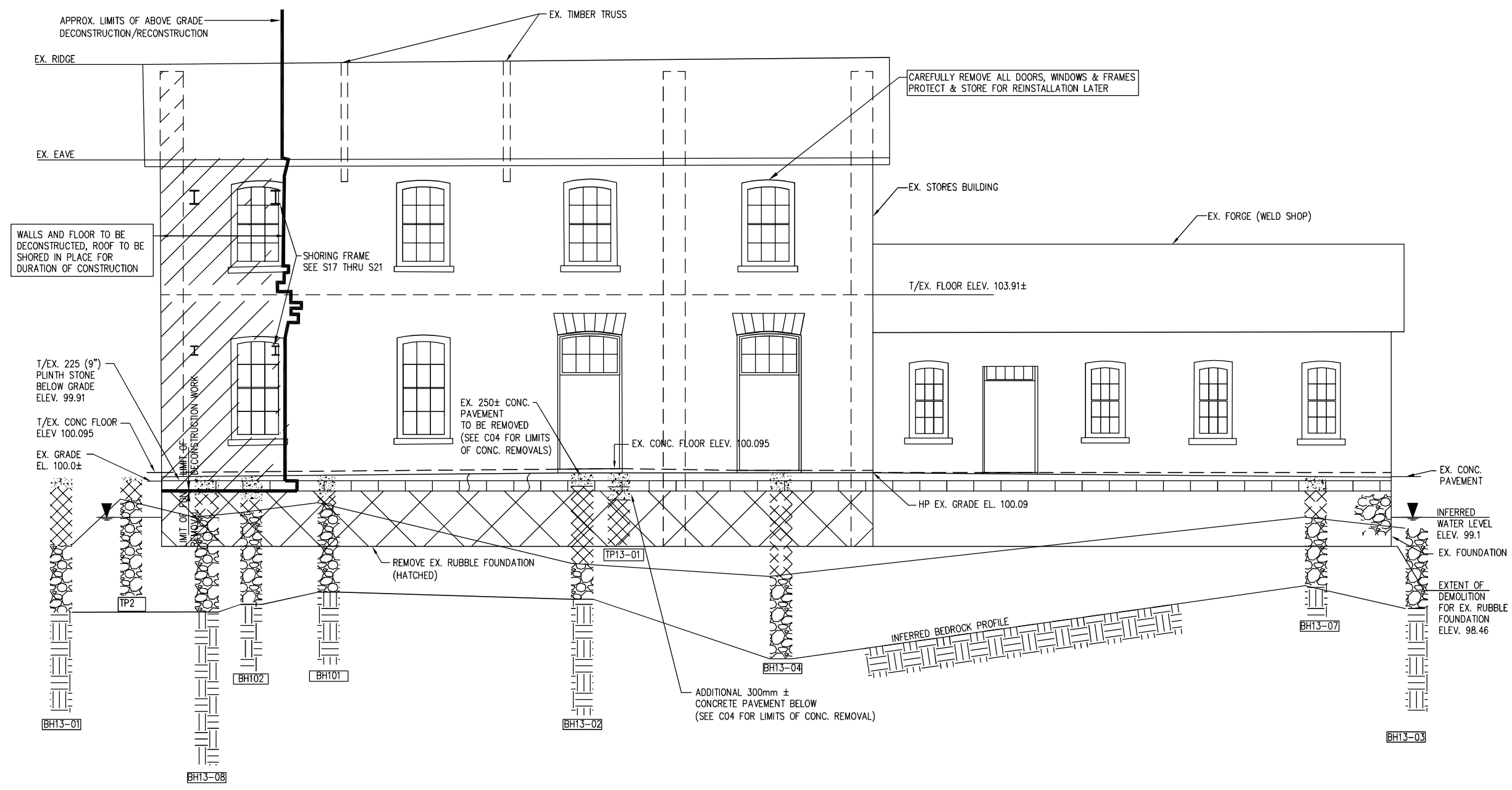
Project title/Titre du projet
Stores Building Structural Stabilization
Sault Ste. Marie Canal National Historic Site

Drawing title/Titre du dessin
WEST ELEVATION DECONSTRUCTION WORK

Designed by/Concept par	Date
Drawn by/Dessiné par J BROUGHTON	2014-11-05
Checked by/Vérifié par B MOSS	2014-11-05
Project No./N° du projet 30020061	Scale/Echelle 1:50
Sheet No./N° de la feuille S04	Drawing Set No./N° de série du dessin COSSM-14-R8-Stores-Str

ISSUED FOR CONSTRUCTION
DATE: NOVEMBER 05 2014

NOTE:
1. *3D SURVEY BY TOTAL PRECISION SURVEYING OF SAULT STE. MARIE
2. FOR GENERAL NOTES SEE DWG. S01
3. CAREFULLY REMOVE DOORS & WINDOWS FROM STORES BUILDING PROTECT & STORE FOR REINSTALLATION LATER



EAST ELEVATION

REFER TO 3D SURVEY* & TRUVEWS FOR MASONRY BONDING

ISSUED FOR CONSTRUCTION
DATE: NOVEMBER 05 2014

BOREHOLE LEGEND:

	CONCRETE
	SAND, SOME GRAVEL SILT/CLAY, TRACE ORG.
	SAND AND GRAVEL COBBLES AND BOULDERS
	SANDSTONE, SHALE, CONGLOMERATE

No.	Date	Description	Drawn by / Dessiné par	Approved / Approuvé
0	2014-11-05	ISSUED FOR CONSTRUCTION	J BROUGHTON	B MOSS

A	Detail number / Numéro de détail	A
B	Sheet number / Numéro de la feuille	B

Consultant's Name / Nom de l'expert-consultant
Rowswell & Associates Engineers Inc.
Project Managers & Consulting Engineers

100 BRUCE ST. SUITE 6, SAULT STE MARIE, ON.
TEL (705) 759 6812, FAX (705) 759 6885

Project title / Titre du projet
Stores Building Structural Stabilization
Sault Ste. Marie Canal
National Historic Site

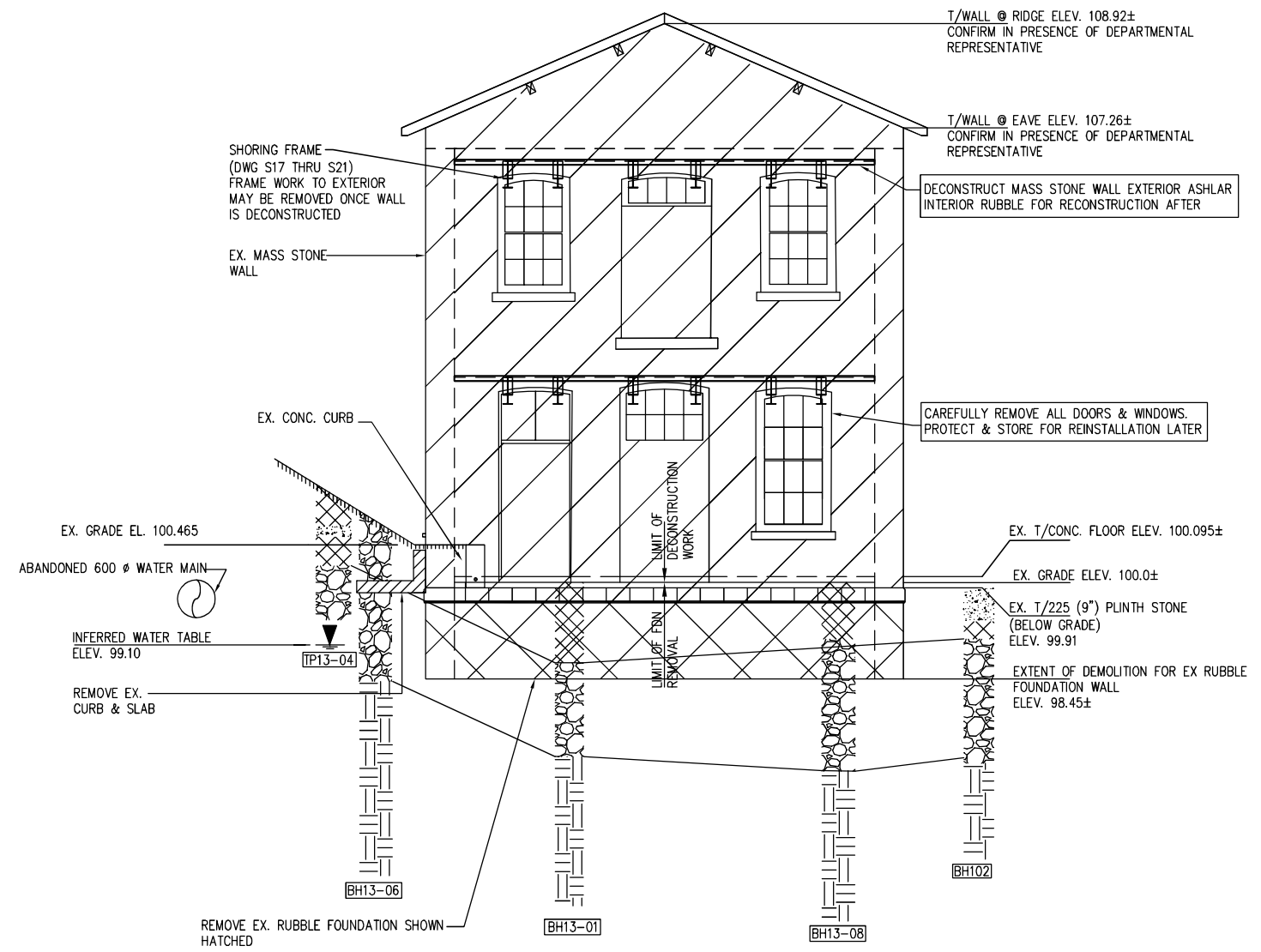
Drawing title / Titre du dessin
EAST ELEVATION DECONSTRUCTION WORK

Designed by / Concept par	Date
Drawn by / Dessiné par J BROUGHTON	Date 2014-11-05
Checked by / Vérifié par B MOSS	Date 2014-11-05
Project No. / N° du projet 30020061	Scale / Echelle 1:50
Drawing Set No. / N° de série du dessin COSSM-14-R8-Stores-Str	Sheet No. / N° de la feuille S05

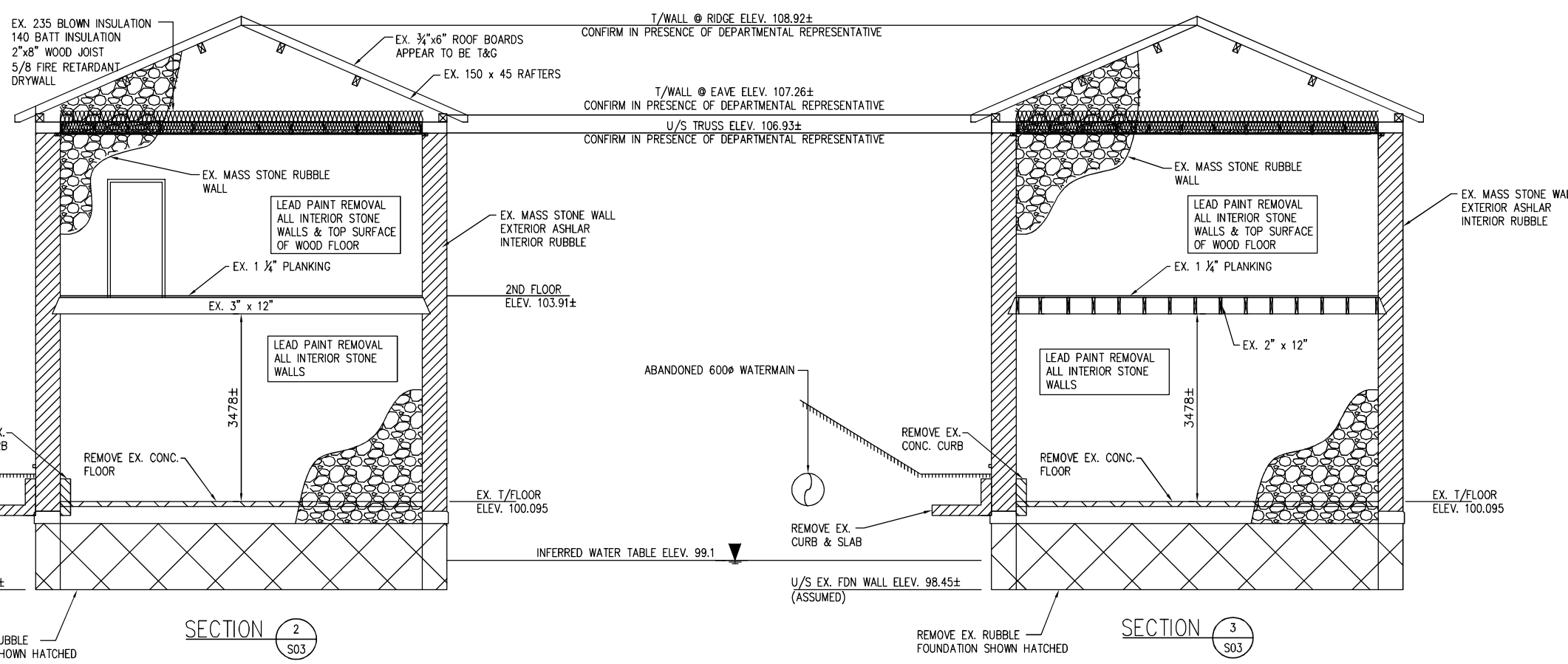
NOTE:
1. *3D SURVEY BY TOTAL PRECISION SURVEYORS OF SAULT STE. MARIE
2. FOR GENERAL NOTES SEE DWG. S01
3. CAREFULLY REMOVE DOORS & WINDOWS FROM STORES BUILDING. PROTECT & STORE FOR REINSTALLATION LATER

ISSUED FOR CONSTRUCTION
DATE: NOVEMBER 05 2014

SECTION 1 S03
(SOUTH ELEVATION)
REFER TO 3D SURVEY TRUVIEWS FOR MASONRY BONDING



- BOREHOLE LEGEND:
- CONCRETE
 - SAND, SOME GRAVEL
SILT/CLAY, TRACE ORG.
 - SAND AND GRAVEL
COBBLES AND BOULDERS
 - SANDSTONE, SHALE,
CONGLOMERATE



No.	Date	Description	Drawn by	Approved
0	2014-11-05	ISSUED FOR CONSTRUCTION	J BROUGHTON	B MOSS

Revision / Revision	
A	Detail number / Numéro de détail
B	Sheet number / Numéro de la feuille

Consultant's Name / Nom de l'expert-consultant: **Rowswell & Associates Engineers Inc.**
Project Managers & Consulting Engineers

100 BRUCE ST. SUITE 6, SAULT STE MARIE, ON.
TEL (705) 759 6812, FAX (705) 759 6885

Project title/Titre du projet: **Stores Building Structural Stabilization**
Sault Ste. Marie Canal National Historic Site


DESIGNED BY/CONCEPT PAR: J BROUGHTON
DATE: 2014-11-05

DRAWN BY/DESINNE PAR: J BROUGHTON
DATE: 2014-11-05

CHECKED BY/VERIFIE PAR: B MOSS
DATE: 2014-11-05

PROJECT NO./NO DU PROJET: 30020061
SCALE/ECHELLE: 1:50
SHEET NO./NO DE LA FEUILLE: S06

DRAWING SET NO./NO DE SERIE DU DESSIN: COSSM-14-R8-Stores-Str



NOTE:

- FLOOR SLAB
150 THICK REINF CONC SLAB (10M @ 450 c/c EA WAY @ MID DEPTH OVER 6 MIL POLY OVER 150 THICK MIN LAYER OF TYPE 1 BACKFILL
- INSULATE EXTERIOR SURFACES OF ALL VERTICAL & HORIZONTAL CONC. SURFACES WITH 50MM LAYER OF STYROFOAM SM OR EQUIVALENT
- FOR GENERAL NOTES SEE DWG. S01
- LOCATE BEAMS UNDER CENTER OF WALLS. ADJUST BEAM LENGTHS TO SUIT ACTUAL FIELD CONDITIONS.

0	2014-11-05	ISSUED FOR CONSTRUCTION	J BROUGHTON	B MOSS
No.	Date	Description	Drawn by / Dessiné par	Approved / Approuvé

A	Detail number / Numéro de détail	A
B	Sheet number / Numéro de la feuille	B

Linear dimensions in millimetres / Dimensions linéaires en millimètres

Consultant's Name / Nom de l'expert-consultant
Rowswell & Associates Engineers Inc.
Project Managers & Consulting Engineers

100 BRUCE ST. SUITE 6, SAULT STE MARIE, ON.
TEL (705) 759 6812, FAX (705) 759 6885

Project title / Titre du projet
Stores Building Structural Stabilization
Sault Ste. Marie Canal National Historic Site

Project title / Titre du projet
Stores Building Structural Stabilization
Sault Ste. Marie Canal National Historic Site

Drawing title / Titre du dessin
RECONSTRUCTION WORK FOUNDATION PLAN

Designed by / Concept par
J BROUGHTON

Date
2014-11-05

Checked by / Vérifié par
B MOSS

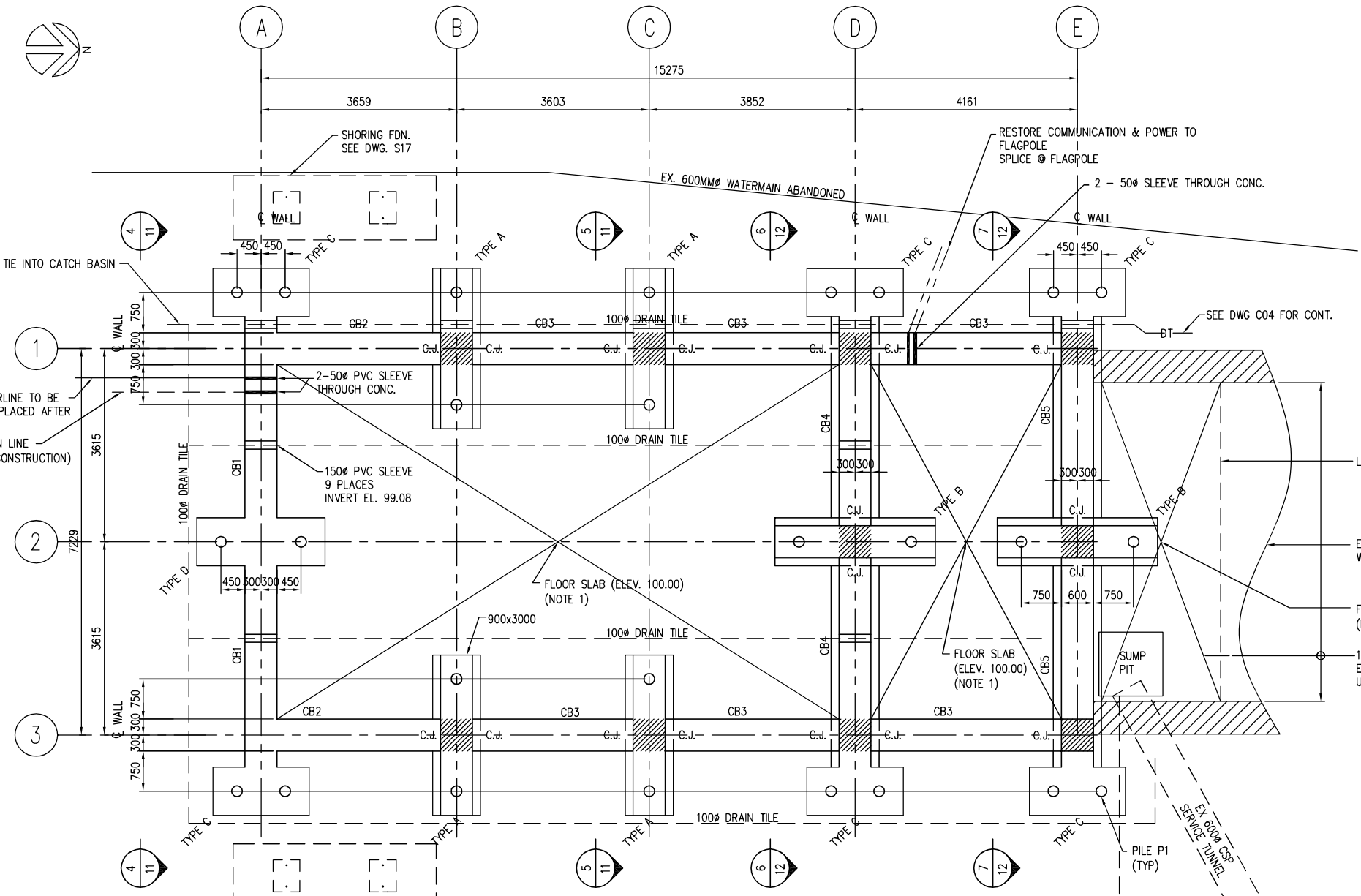
Date
2014-11-05

Project No. / No du projet
30020061

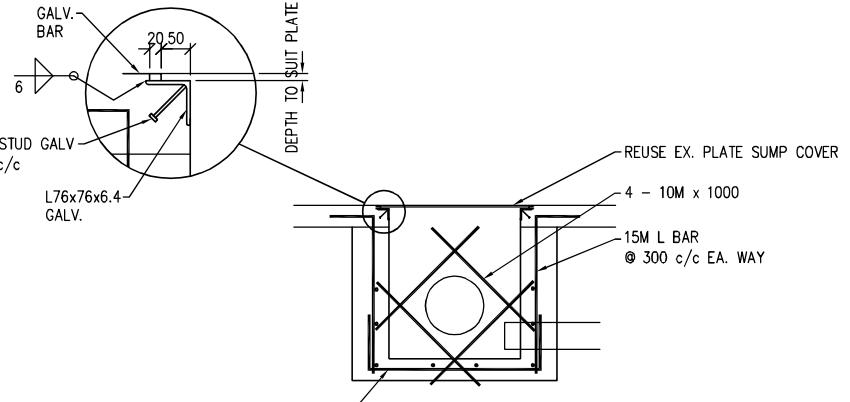
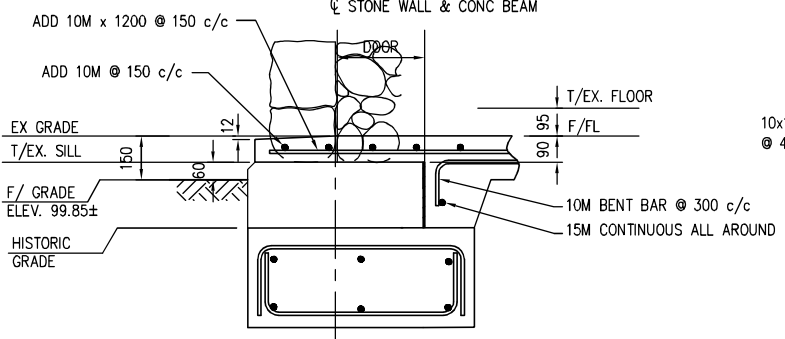
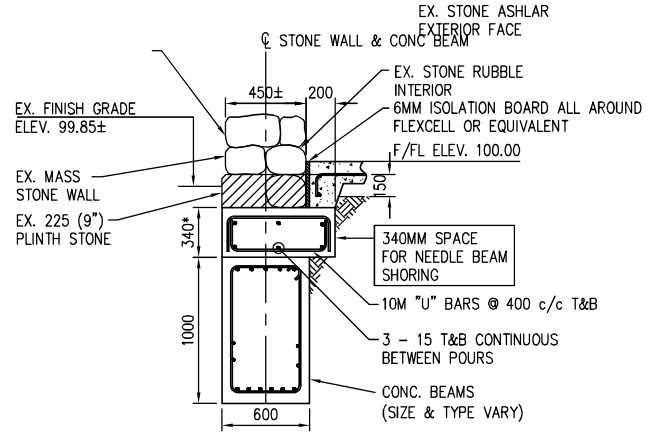
Scale / Echelle
1:50

Sheet No. / No de la feuille
S07

Drawing Set No. / No de série du dessin
COSSM-14-R8-Stores-Str



ISSUED FOR CONSTRUCTION
DATE: NOVEMBER 05 2014



TYPICAL WALL SUPPORT

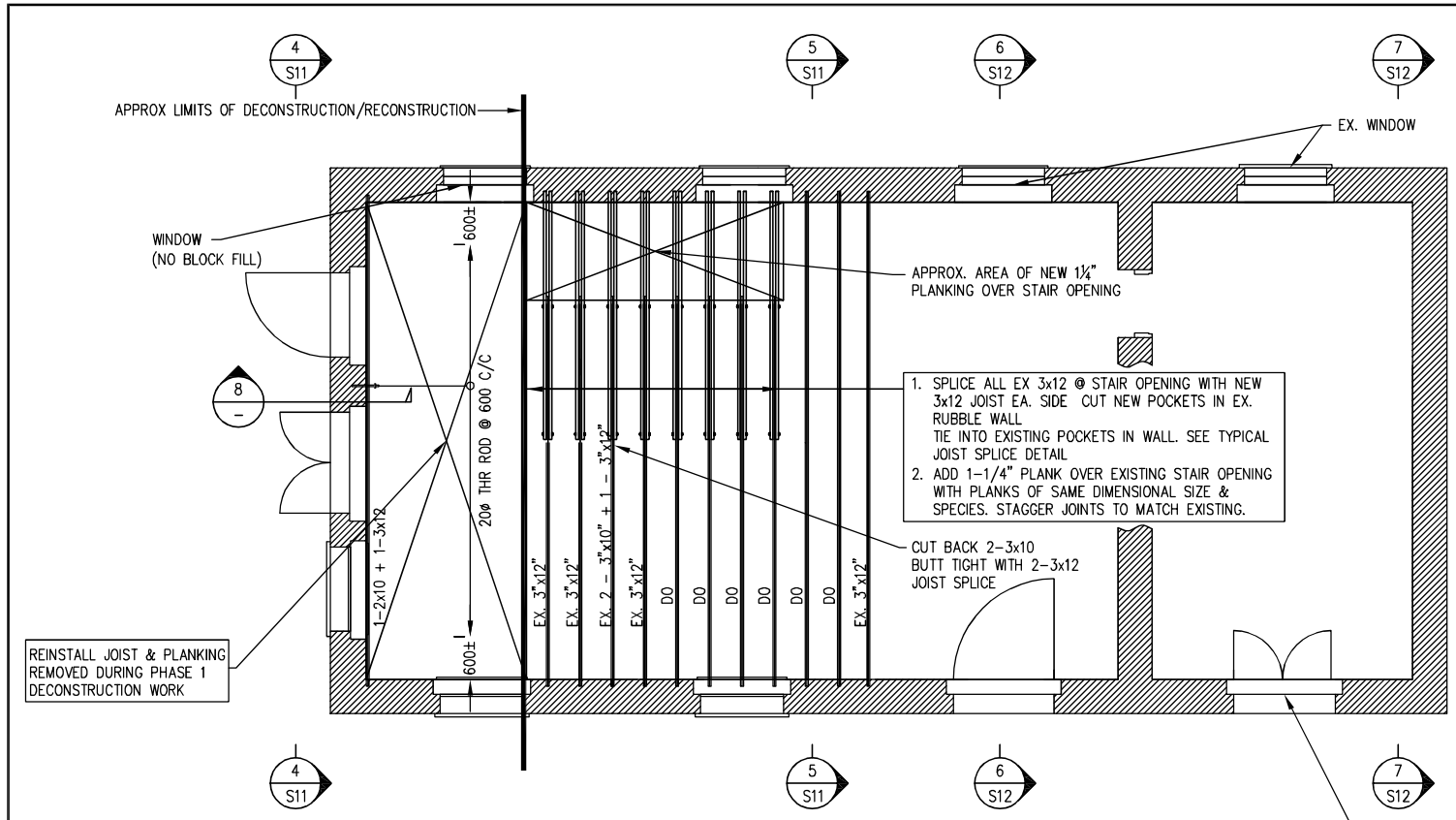
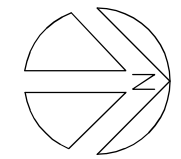
* DIMENSION MAY VARY DUE TO STONE PROFILE
USE HIGH FLOW NON-SHRINK CONCRETE MIX FOR LEVELING...PROVIDE MIX DESIGN FOR REVIEW

TYPICAL DOOR SILL

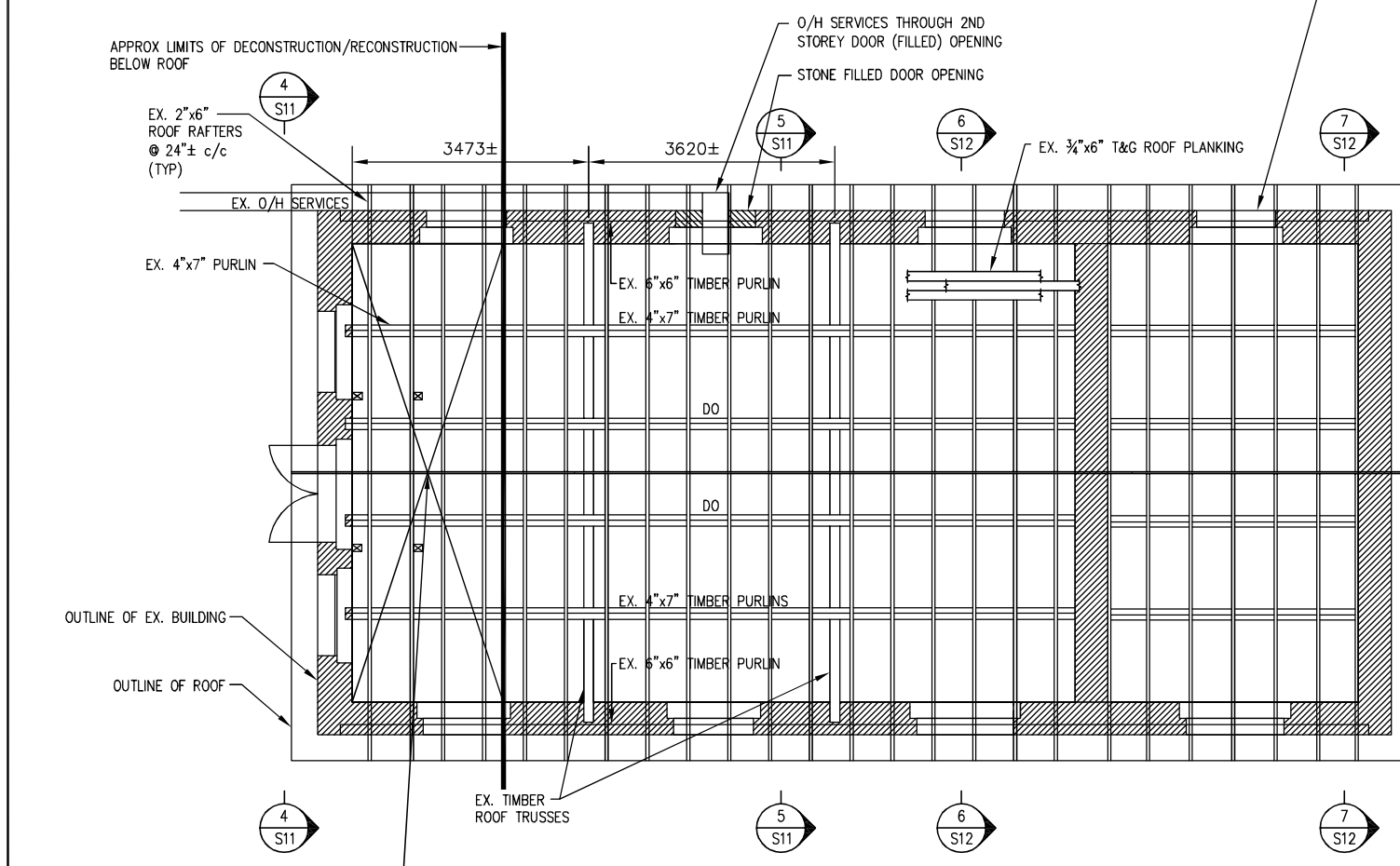
TYPICAL SUMP PIT

PILING		
PILING COMPLETED IN PHASE 1 SEE PH2-S11 FOR CUTOFF ELEV.		
PILE #	DESIGN LOAN (UNFACTORED)	QUANTITY
P1	400KN	26

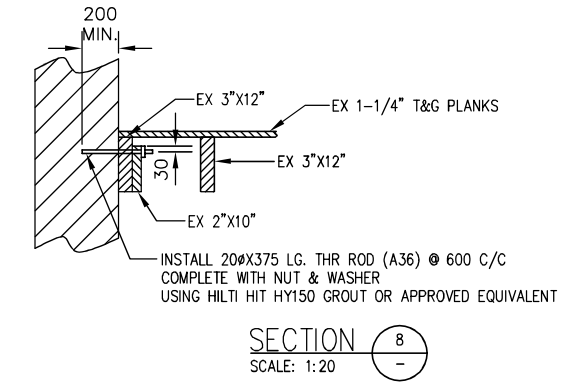
NOTE:
1. FOR GENERAL NOTES SEE DWG. S01
2. CLEAN, PREPARE & PAINT ALL EXTERIOR WOOD SURFACES, INCLUDING ALL DOORS, WINDOWS, SOFFIT, FACIA & FRIEZE BOARDS BY PHASE 2 CONTRACTOR. COLOUR SELECTION BY OWNER



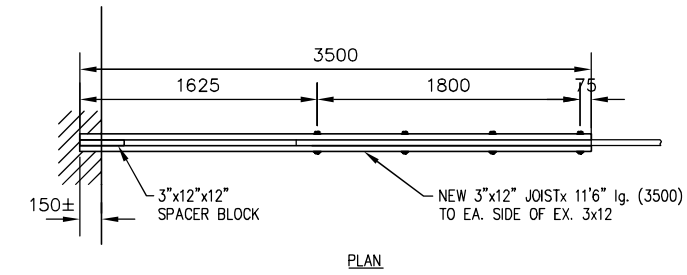
SECOND FLOOR STRUCTURAL PLAN



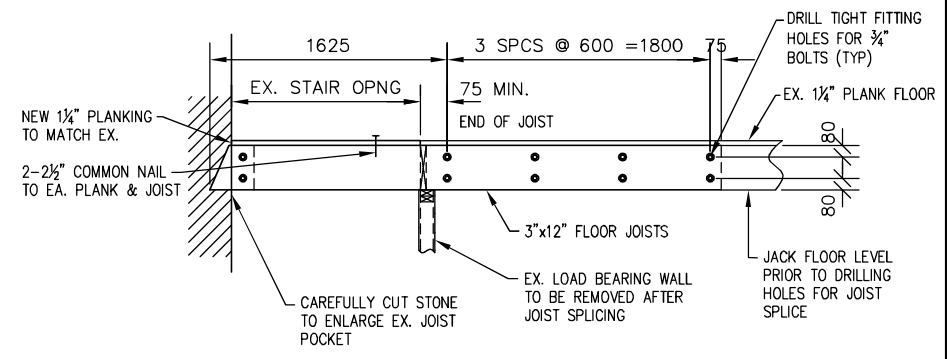
ROOF STRUCTURAL PLAN



SECTION 8
SCALE: 1:20



PLAN



TYP. JOIST SPLICE DETAIL
(@ STAIR OPENING)

ISSUED FOR CONSTRUCTION
DATE: NOVEMBER 05 2014

No.	Date	Description	Drawn by / Dessiné par	Approved / Approuvé
0	2014-11-05	ISSUED FOR CONSTRUCTION	J BROUGHTON	B MOSS

A	Detail number / Sheet number	A	Numero de detail / Numero de la feuille
B		B	

Consultant's Name / Nom de l'expert-conseil: **Rowswell & Associates Inc.**
 Project Managers & Consulting Engineers
 100 BRUCE ST. SUITE 6, SAULT STE MARIE, ON.
 TEL (705) 759 6812, FAX (705) 759 6885
 Project title/Titre du projet: **Stores Building Structural Stabilization**
 Sault Ste. Marie Canal National Historic Site

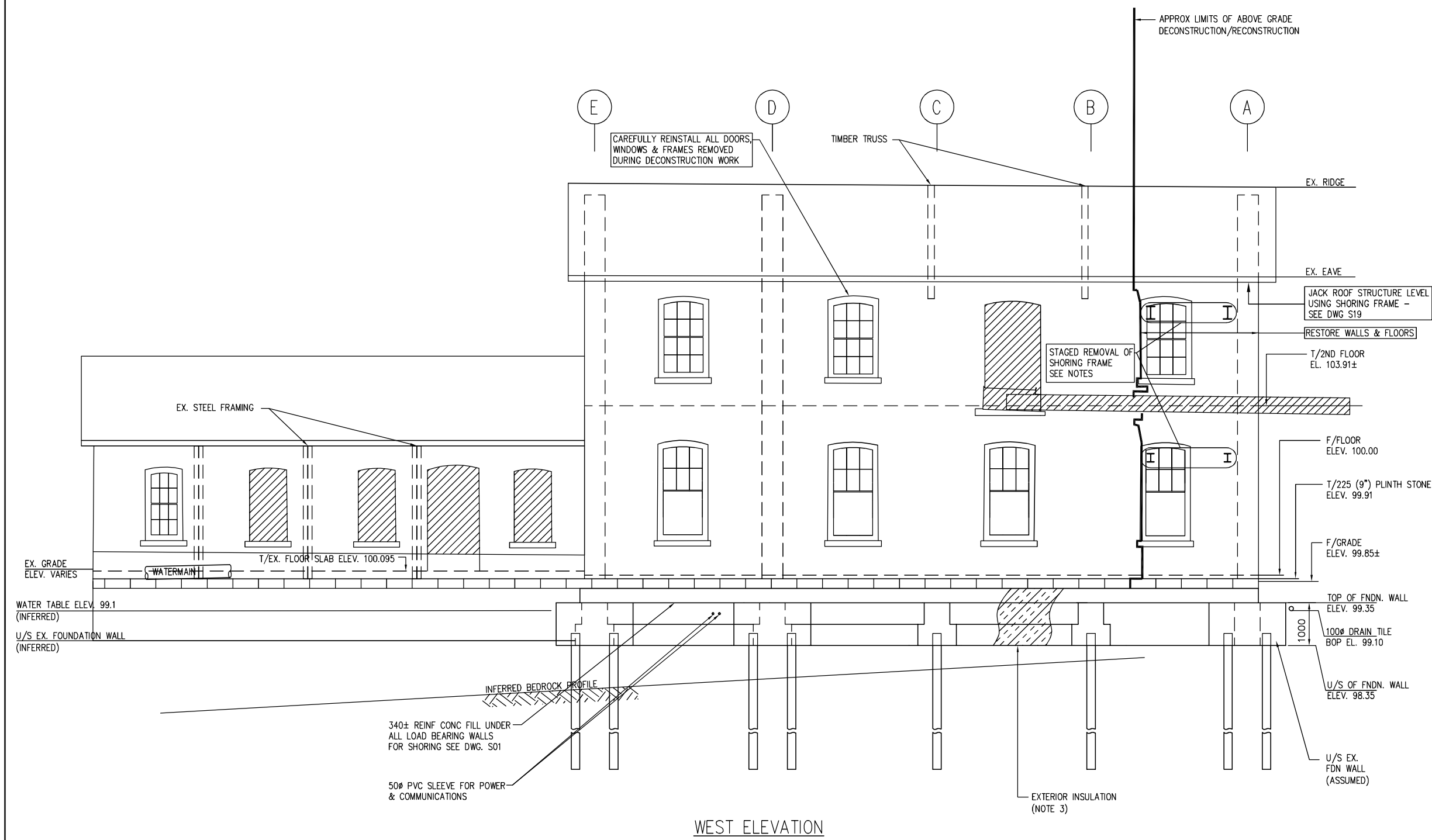
Project title/Titre du projet: **Stores Building Structural Stabilization**
 Sault Ste. Marie Canal National Historic Site

Drawing title/Titre du dessin: **SECOND FLOOR PLAN & ROOF PLAN RECONSTRUCTION**

Designed by/Concept par: J BROUGHTON	Date: 2014-11-05
Checked by/Verifié par: B MOSS	Date: 2014-11-05
Project No./N° du projet: 30020061	Scale/Echelle: 1:50
Drawing Set No./N° de série du dessin: COSSM-14-R8-Stores-Str	Sheet No./N° de la feuille: S08

- NOTE:
- FOR GENERAL NOTES SEE DWG. S01
 - CLEAN, PREPARE & PAINT ALL EXTERIOR WOOD SURFACES INCLUDING ALL DOORS, WINDOWS, SOFFIT, FASCIA & FRIEZE BOARDS. COLOUR SELECTIONS BY OWNER.
 - INSULATE EXTERIOR SURFACES OF ALL VERTICAL & HORIZONTAL CONC SURFACES WITH 50MM LAYER OF STYROFOAM SM OR EQUIVALENT
 - RECONSTRUCT MASONRY WALL, MATCHING THE ORIGINAL COURSING, STONE PLACEMENT & MORTAR

- STAGED SHORING FRAME REMOVAL SEQUENCE (INDICATIVE)
SHORING BEAMS MAY BE REMOVED IN STAGES AS RECONSTRUCTION PROGRESSES, PROVIDED WORK IS COMPLETED PRIOR TO WINTER AND THE FOLLOWING:
- REMOVE LOWER BEAMS ONCE WALL RECONSTRUCTED TO LEVEL OF BEAM.
 - REMOVE UPPER BEAMS & REMAINDER OF FRAME ONCE FRONT WALL COMPLETED - FLOOR, ROOF BUILT IN.



WEST ELEVATION

0	2014-11-05	ISSUED FOR CONSTRUCTION	J BROUGHTON	B MOSS
No.	Date	Description	Drawn by Dessiné par	Approved Approuvé
Revision / Revision				


A	Detail number	A Numéro de détail
B	Sheet number	B Numéro de la feuille

Linear dimensions in millimetres / Dimensions linéaires en millimètres

Consultant's Name / Nom de l'expert-consultant
Rowswell & Associates Engineers Inc.
Project Managers & Consulting Engineers

100 BRUCE ST. SUITE 6, SAULT STE MARIE, ON.
TEL (705) 759 6812, FAX (705) 759 6885

Project title/Titre du projet



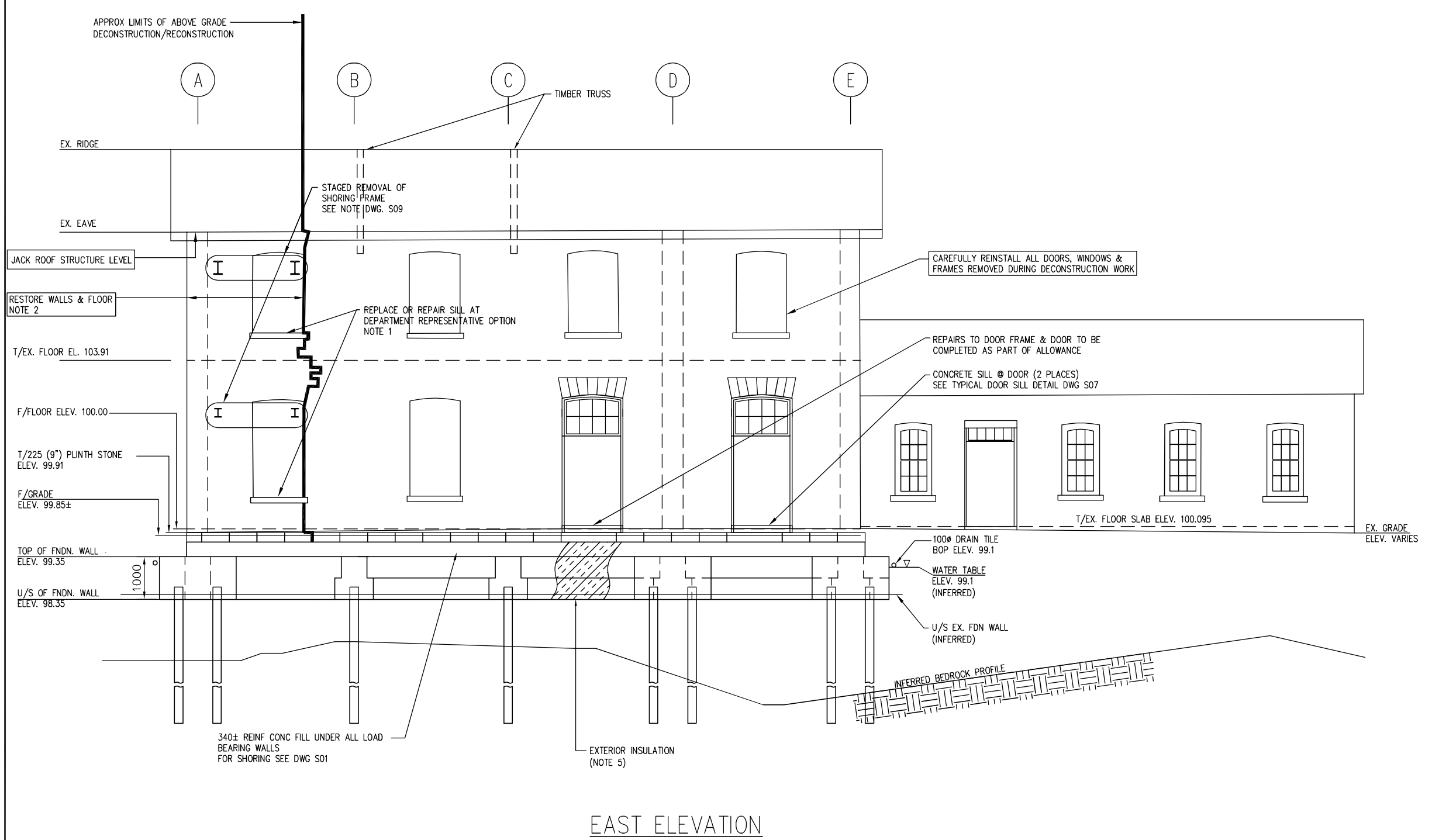
Stores Building
Structural Stabilization
Sault Ste. Marie Canal
National Historic Site

Drawing title/Titre du dessin
WEST ELEVATION
RECONSTRUCTION WORK

Designed by/Concept par	Date
Drawn by/Designé par J BROUGHTON	2014-11-05
Checked by/Vérifié par B MOSS	2014-11-05
Project No./N° du projet 30020061	Scale/Echelle 1:50
Sheet No./N° de la feuille S09	Drawing Set No./N° de série du dessin COSSM-14-R8-Stores-Str

ISSUED FOR CONSTRUCTION
DATE: NOVEMBER 05 2014

- NOTE:
1. PROVIDE NEW STONE SILL, WHITE OR GREY FROM PEELEE ISLAND, AMHERSTBURG OR FROM LOCATION WHERE SIMILAR QUALITY CAN BE OBTAINED WHERE SIMILAR QUALITY CAN BE OBTAINED REF. SPEC SECTION "CUT STONE" FROM ORIGINAL 1895 HISTORICAL SPEC IN APPENDIX C
 2. RECONSTRUCT MASONRY WALL, MATCHING THE ORIGINAL COURSING, STONE PLACEMENT & MORTAR
 3. FOR GENERAL NOTES SEE DWG. S01
 4. CLEAN, PREPARE & PAINT ALL EXTERIOR WOOD SURFACES INCLUDING ALL DOORS, WINDOWS, SOFFIT, FASCIA & FRIEZE BOARDS. COLOUR SELECTIONS BY OWNER.
 5. INSULATE EXTERIOR SURFACES OF ALL VERTICAL & HORIZONTAL CONC SURFACES WITH 50MM LAYER OF STYROFOAM SM OR EQUIVALENT



0	2014-11-05	ISSUED FOR CONSTRUCTION	J BROUGHTON	B MOSS
No.	Date	Description	Drawn by / Dessiné par	Approved / Approuvé
Revision / Revision				

A B	Detail number Sheet number	A B	Numero de detail Numero de la feuille
Linear dimensions In millimetres		Dimensions linéaires en millimètres	

Consultant's Name / Nom de l'expert-consultant
Rowswell & Associates Engineers Inc.
Project Managers & Consulting Engineers

100 BRUCE ST. SUITE 6, SAULT STE MARIE, ON.
TEL (705) 759 6812, FAX (705) 759 6885

LICENSED PROFESSIONAL ENGINEER
B. MOSS
32877508
PROVINCE OF ONTARIO

Project title/Titre du projet
**Stores Building
Structural Stabilization**
Sault Ste. Marie Canal
National Historic Site

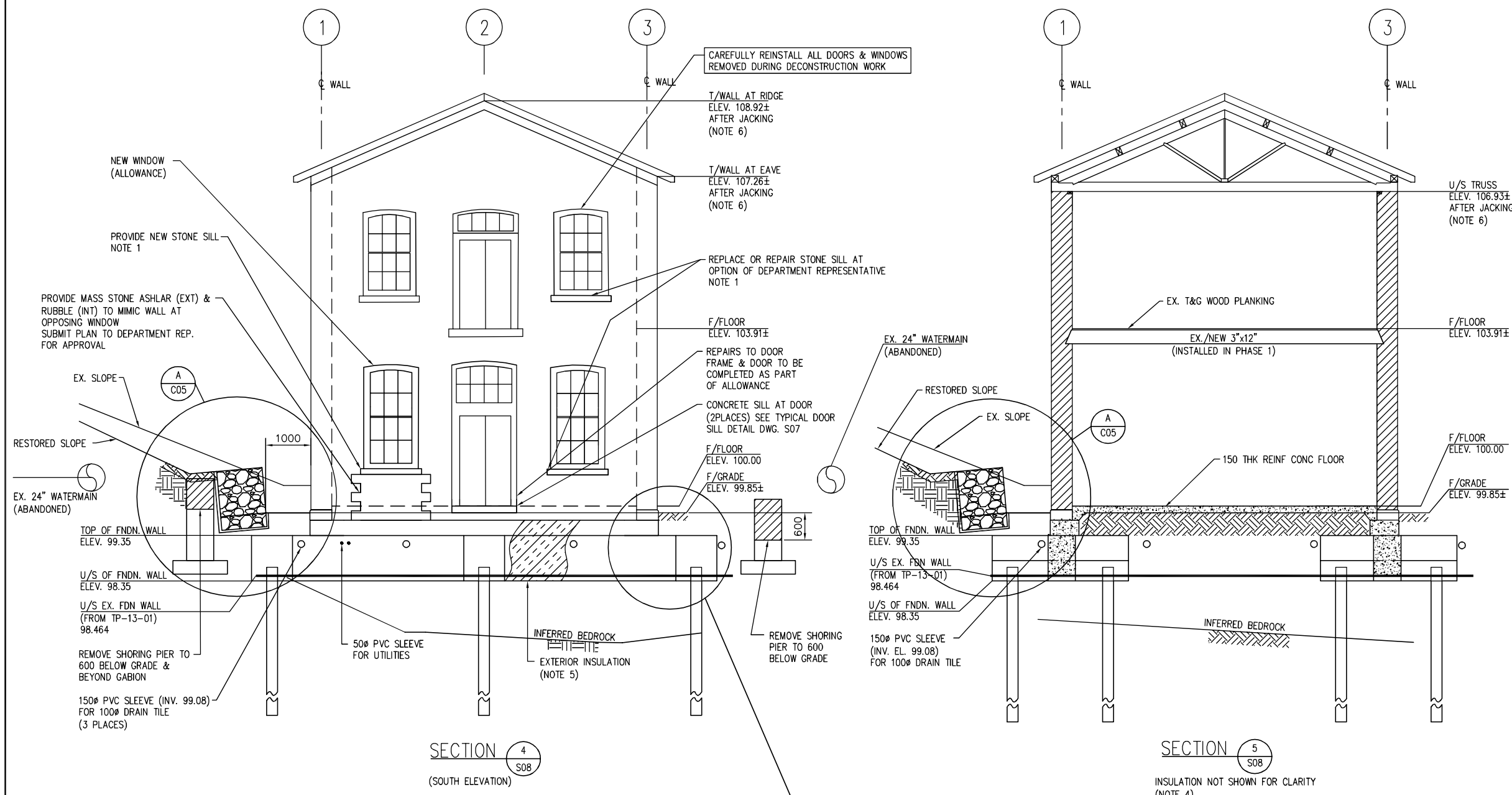
Drawing title/Titre du dessin
**RECONSTRUCTION WORK
EAST ELEVATION**

Designed by/Concept par	Date
Drawn by/Dessiné par J BROUGHTON	Date 2014-11-05
Checked by/Vérifié par B MOSS	Date 2014-11-05
Project No./Nº du projet 30020061	Scale/Echelle 1:50
Sheet No./Nº de la feuille S10	
Drawing Set No./Nº de série du dessin COSSM-14-R8-Stores-Str	

ISSUED FOR CONSTRUCTION
DATE: NOVEMBER 05 2014

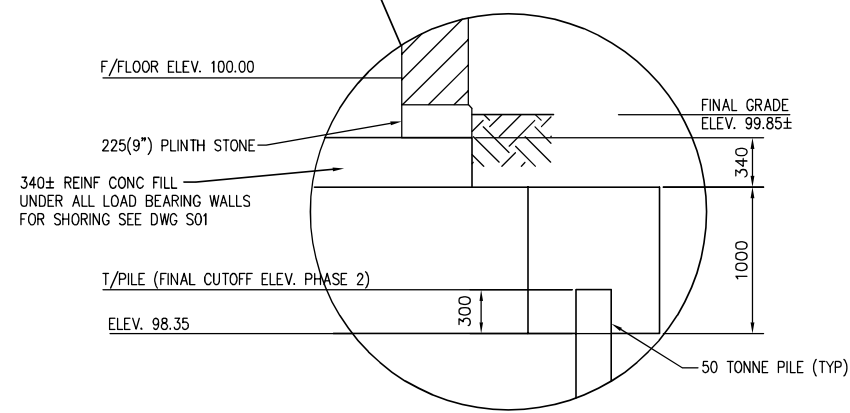
NOTE:

1. WHITE OR GREY FROM PELEE ISLAND, AMHERSTBURG OR FROM LOCATION WHERE SIMILAR QUALITY CAN BE OBTAINED REF SPEC SECTION "CUT STONE" FROM ORIGINAL 1895 HISTORICAL SPEC IN APPENDIX
2. RECONSTRUCT MASONRY WALL, MATCHING THE ORIGINAL COURSING, STONE PLACEMENT & MORTAR
3. FOR GENERAL NOTES SEE DWG. S01
4. CLEAN, PREPARE & PAINT ALL EXTERIOR WOOD SURFACES INCLUDING ALL DOORS, WINDOWS, SOFFIT, FASCIA & FRIEZE BOARDS. COLOUR SELECTIONS BY OWNER.
5. INSULATE EXTERIOR SURFACES OF ALL VERTICAL & HORIZONTAL CONC SURFACES WITH SOMM LAYER OF STYROFOAM SM OR EQUIVALENT
6. ELEVATIONS TO BE CONFIRMED WITH DEPARTMENT REPRESENTATIVE PRIOR TO JACKING



SECTION 4
S08
(SOUTH ELEVATION)

SECTION 5
S08
INSULATION NOT SHOWN FOR CLARITY
(NOTE 4)



ISSUED FOR CONSTRUCTION
DATE: NOVEMBER 05 2014

0	2014-11-05	ISSUED FOR CONSTRUCTION	J BROUGHTON	B MOSS
---	------------	-------------------------	-------------	--------

No.	Date	Description	Drawn by / Dessiné par	Approved / Approuvé
Revision / Revision				

A	Detail number	A Numéro de détail
B	Sheet number	B Numéro de la feuille

Linear dimensions In millimetres	Dimensions linéaires en millimètres
-------------------------------------	--

Consultant's Name / Nom de l'expert-conseil
Rowswell & Associates Engineers Inc.
Project Managers & Consulting Engineers

5 November 2014
B. MOSS
32877508
PROVINCE OF ONTARIO
LICENSED PROFESSIONAL ENGINEER

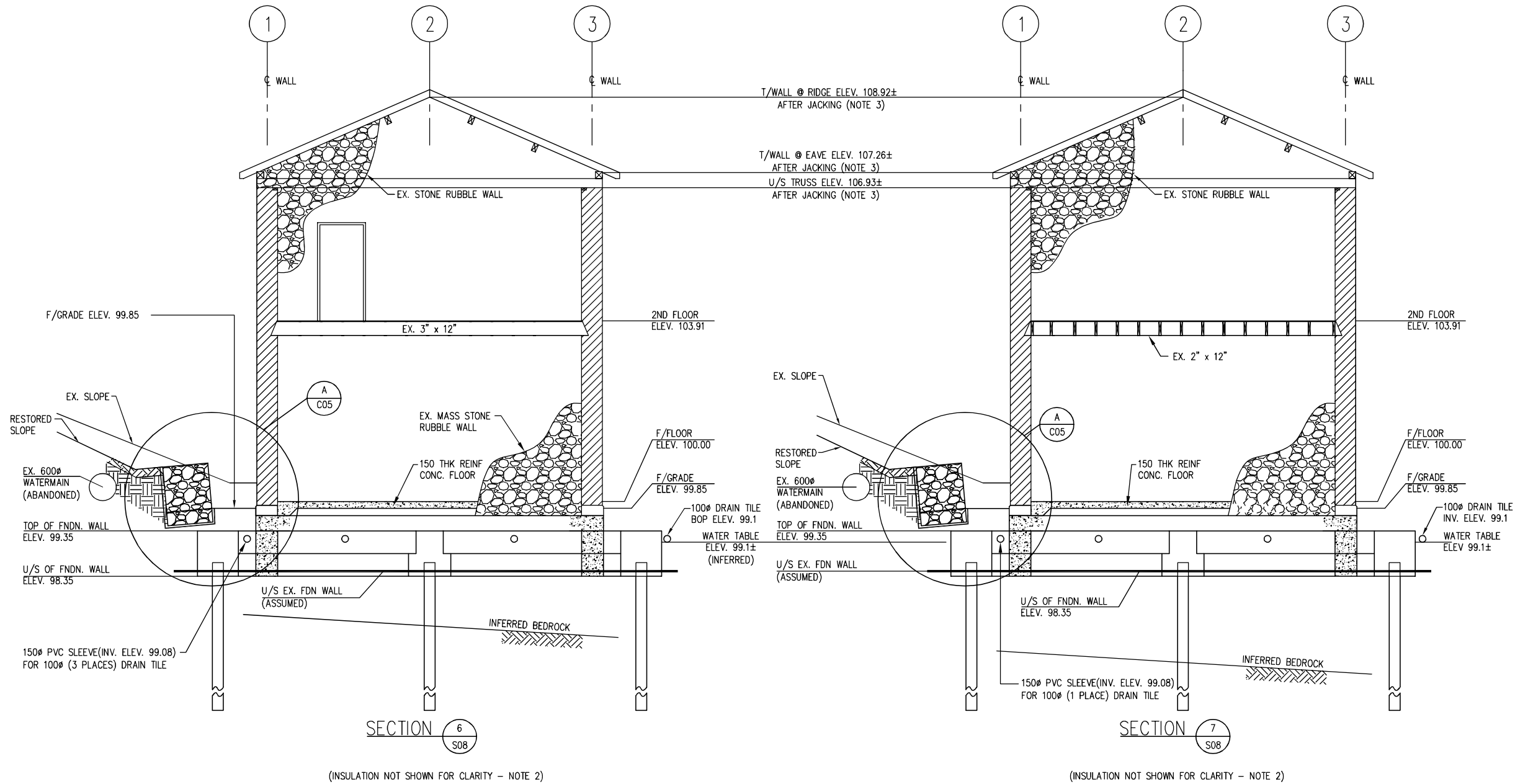
100 BRUCE ST. SUITE 6, SAULT STE MARIE, ON.
TEL (708) 788 8812, FAX (708) 788 8888

Project title/Titre du projet
**Stores Building
Structural Stabilization**
Sault Ste. Marie Canal
National Historic Site

Drawing title/Titre du dessin
**RECONSTRUCTION WORK
SECTIONS (SHEET 1)**

Designed by/Concept par J BROUGHTON	Date 2014-11-05
Checked by/Vérifié par B MOSS	Date 2014-11-05
Project No./N° du projet 30020061	Scale/Echelle 1:50
Drawing Set No./N° de série du dessin COSSM-14-R8-Stores-Str	Sheet No./N° de la feuille S11

- NOTE:
- FOR GENERAL NOTES SEE DWG. S01
 - INSULATE EXTERIOR SURFACES OF ALL VERTICAL & HORIZONTAL CONC SURFACES WITH 50MM LAYER OF STYROFOAM SM OR EQUIVALENT
 - ELEVATIONS TO BE CONFIRMED WITH DEPARTMENT REPRESENTATIVE PRIOR TO JACKING



ISSUED FOR CONSTRUCTION
DATE: NOVEMBER 05 2014

No.	Date	Description	Drawn by / Dessiné par	Approved / Approuvé
0	2014-11-05	ISSUED FOR CONSTRUCTION	J BROUGHTON	B MOSS

A	Detail number / Numéro de détail	A
B	Sheet number / Numéro de la feuille	B

Linear dimensions in millimetres / Dimensions linéaires en millimètres

Consultant's Name / Nom de l'expert-consultant: **Rowswell & Associates Inc.**
Project Managers & Consulting Engineers

100 BRUCE ST. SUITE 6, SAULT STE MARIE, ON.
TEL (705) 759 6812, FAX (705) 759 6885

5 NOV 14
LICENSED PROFESSIONAL ENGINEER
B MOSS
32877508
PROVINCE OF ONTARIO

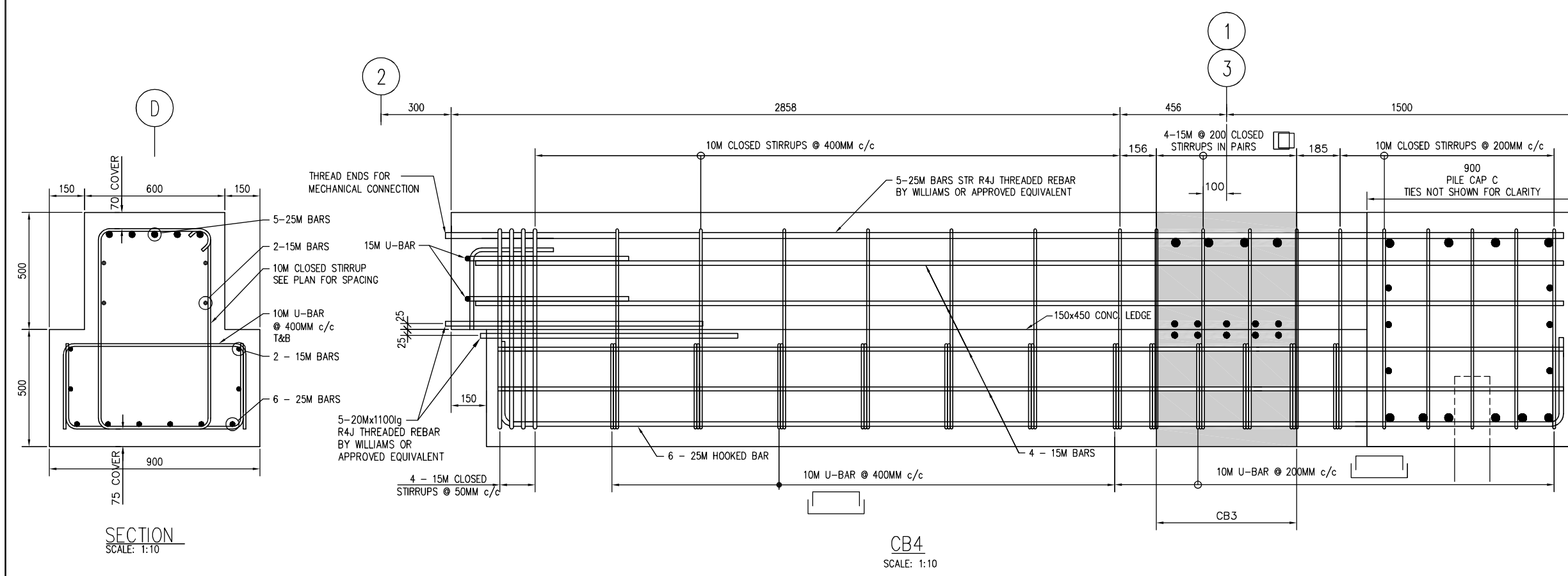
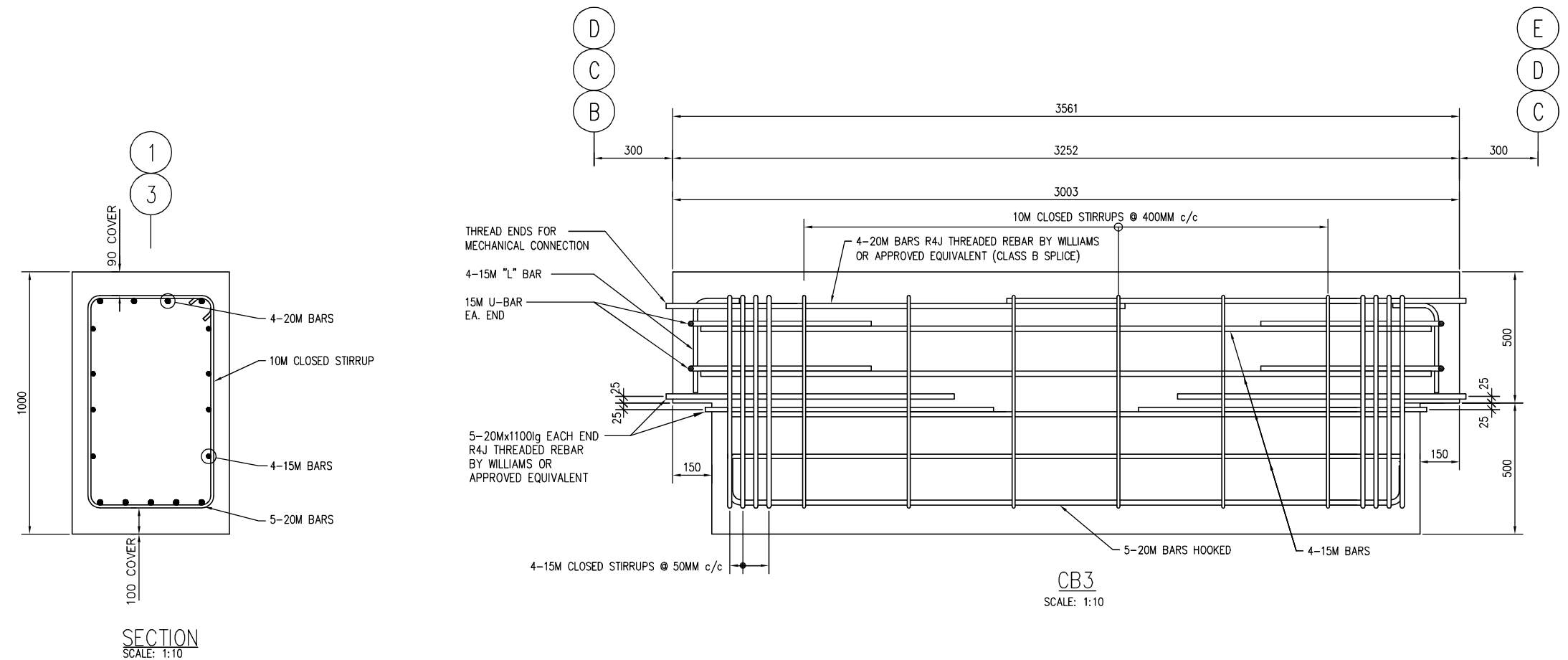
Project title / Titre du projet: **Stores Building Structural Stabilization**
Sault Ste. Marie Canal National Historic Site

Drawing title / Titre du dessin: **SECTIONS (SHEET 2) RECONSTRUCTION WORK**

Designed by / Concept par	Date
Drawn by / Dessiné par: J BROUGHTON	Date: 2014-11-05
Checked by / Vérifié par: B MOSS	Date: 2014-11-05
Project No. / N° du projet: 30020061	Scale / Echelle: 1:50
Sheet No. / N° de la feuille: S12	Drawing Set No. / N° de série du dessin: COSSM-14-R8-Stores-Str

NOTE:
1. FOR GENERAL NOTES SEE DWG. S01

ISSUED FOR CONSTRUCTION
DATE: NOVEMBER 05 2014



No.	Date	Description	Drawn by / Dessiné par	Approved / Approuvé
0	2014-11-05	ISSUED FOR CONSTRUCTION	J BROUGHTON	B MOSS

Revision / Revision	
A	Detail number / Numéro de détail
B	Sheet number / Numéro de la feuille

Consultant's Name / Nom de l'expert-consultant
Rowswell & Associates Inc.
Project Managers & Consulting Engineers

100 BRUCE ST. SUITE 6, SAULT STE MARIE, ON.
TEL (705) 759 6812, FAX (705) 759 6885

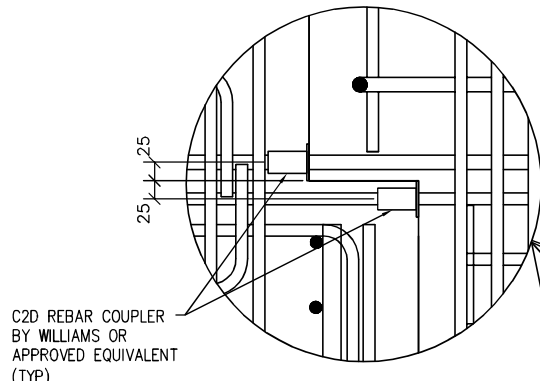
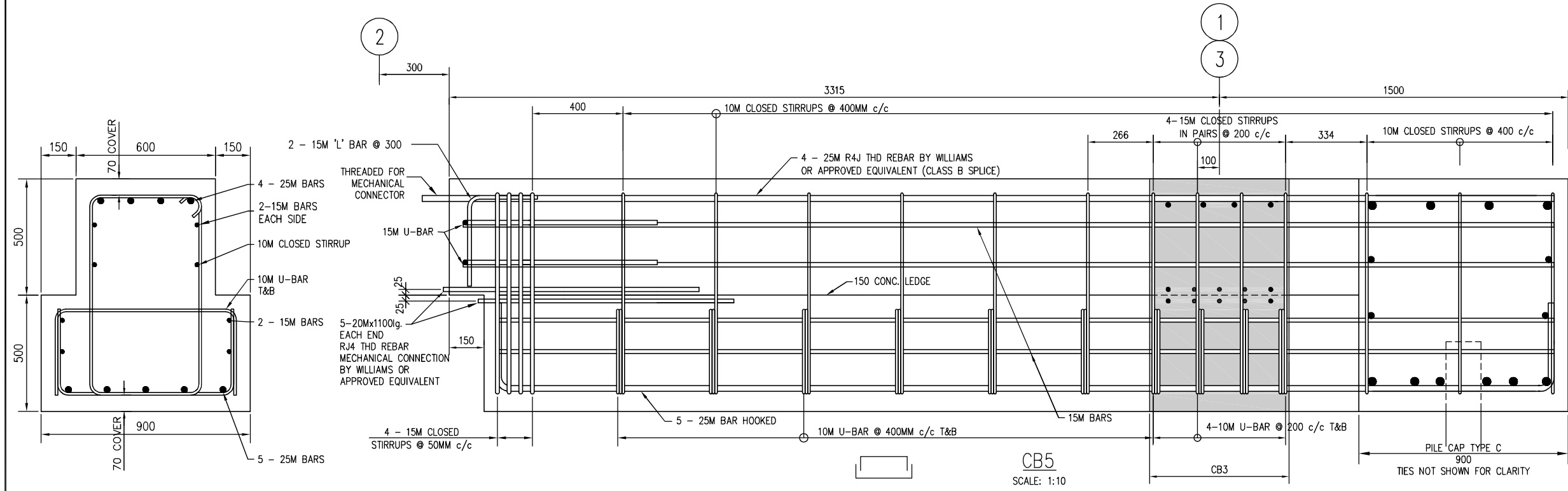
Project title / Titre du projet
Stores Building Structural Stabilization
Sault Ste. Marie Canal National Historic Site

Drawing title / Titre du dessin
REINFORCED CONCRETE DETAILS (SHEET 1)

Designed by / Concept par	Date
Drawn by / Dessiné par J BROUGHTON	2014-11-05
Checked by / Vérifié par B MOSS	2014-11-05
Project No. / N° du projet 30020061	Scale / Echelle 1:10
Sheet No. / N° de la feuille S13	
Drawing Set No. / N° de série du dessin COSSM-14-R8-Stores-Str	

NOTE:
1. FOR GENERAL NOTES SEE DWG. S01

ISSUED FOR CONSTRUCTION
DATE: NOVEMBER 05 2014



C2D REBAR COUPLER BY WILLIAMS OR APPROVED EQUIVALENT (TYP)

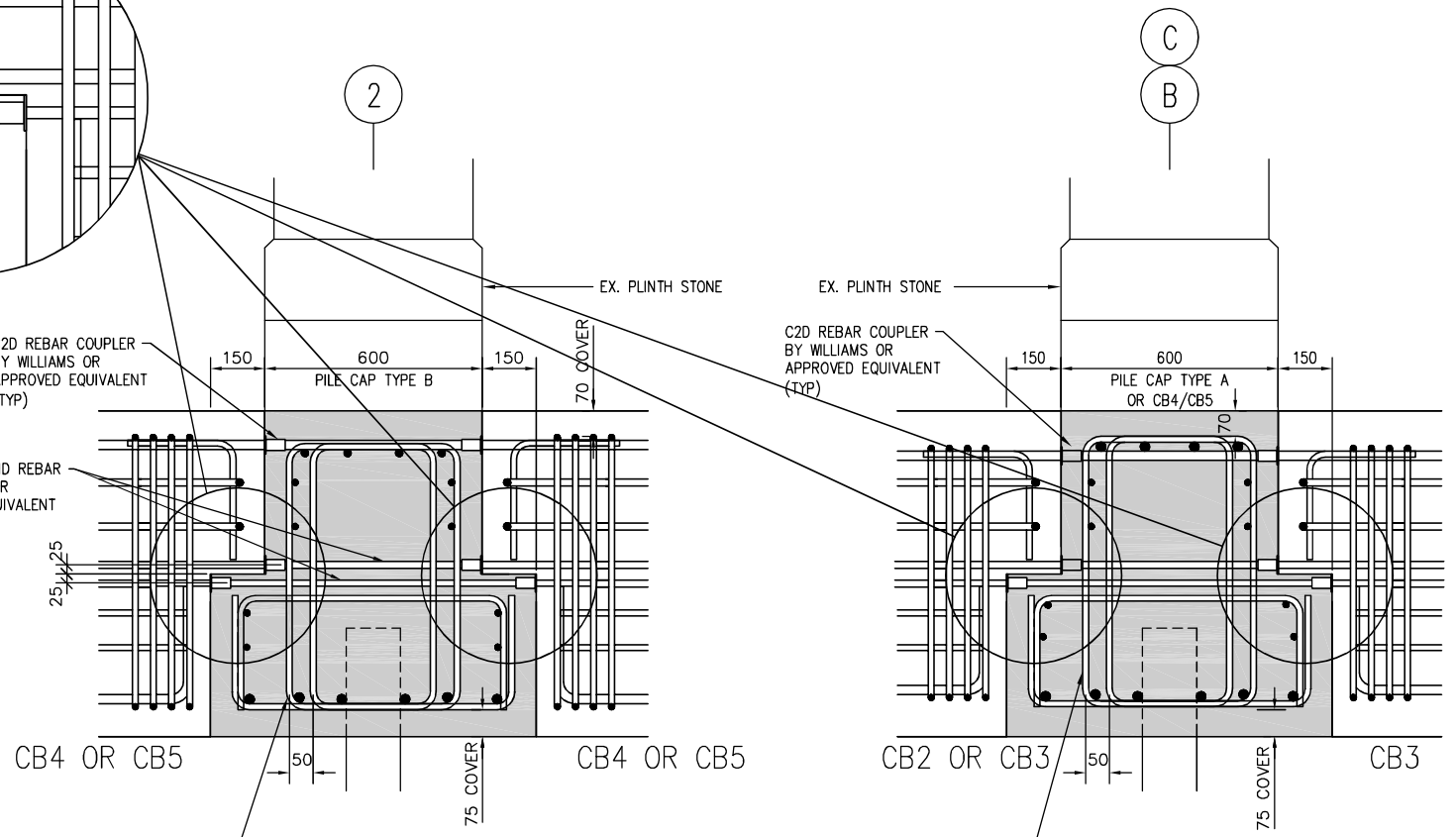
C2D REBAR COUPLER BY WILLIAMS OR APPROVED EQUIVALENT (TYP)

C2D REBAR COUPLER BY WILLIAMS OR APPROVED EQUIVALENT (TYP)

5-20M R4J THD REBAR BY WILLIAMS OR APPROVED EQUIVALENT

4 - 15M CLOSED STIRRUPS IN PAIRS @ 200± c/c OVER CB WIDTH

4 - 15M CLOSED STIRRUPS IN PAIRS @ 200± c/c OVER CB WIDTH



TYPICAL "CB" ANCHORAGE DETAILS

No.	Date	Description	Drawn by / Dessiné par	Approved / Approuvé
0	2014-11-05	ISSUED FOR CONSTRUCTION	J BROUGHTON	B MOSS

A	Detail number / Sheet number	A	Numero de detail / Numero de la feuille
B		B	

Linear dimensions in millimetres / Dimensions linéaires en millimètres

Consultant's Name / Nom de l'expert-consultant
Rowswell & Associates Inc.
Project Managers & Consulting Engineers

100 BRUCE ST. SUITE 6, SAULT STE MARIE, ON.
TEL (705) 759 6812, FAX (705) 759 6885

Project title / Titre du projet
Stores Building Structural Stabilization
Sault Ste. Marie Canal
National Historic Site

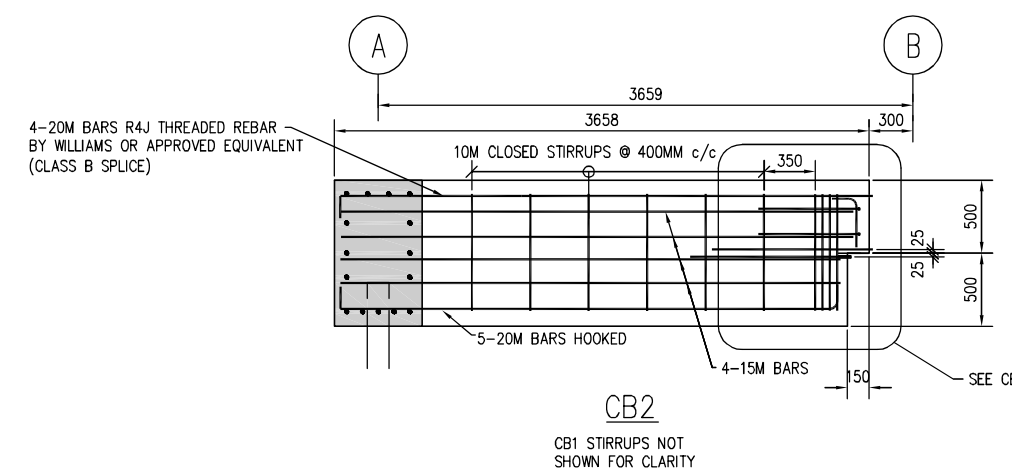
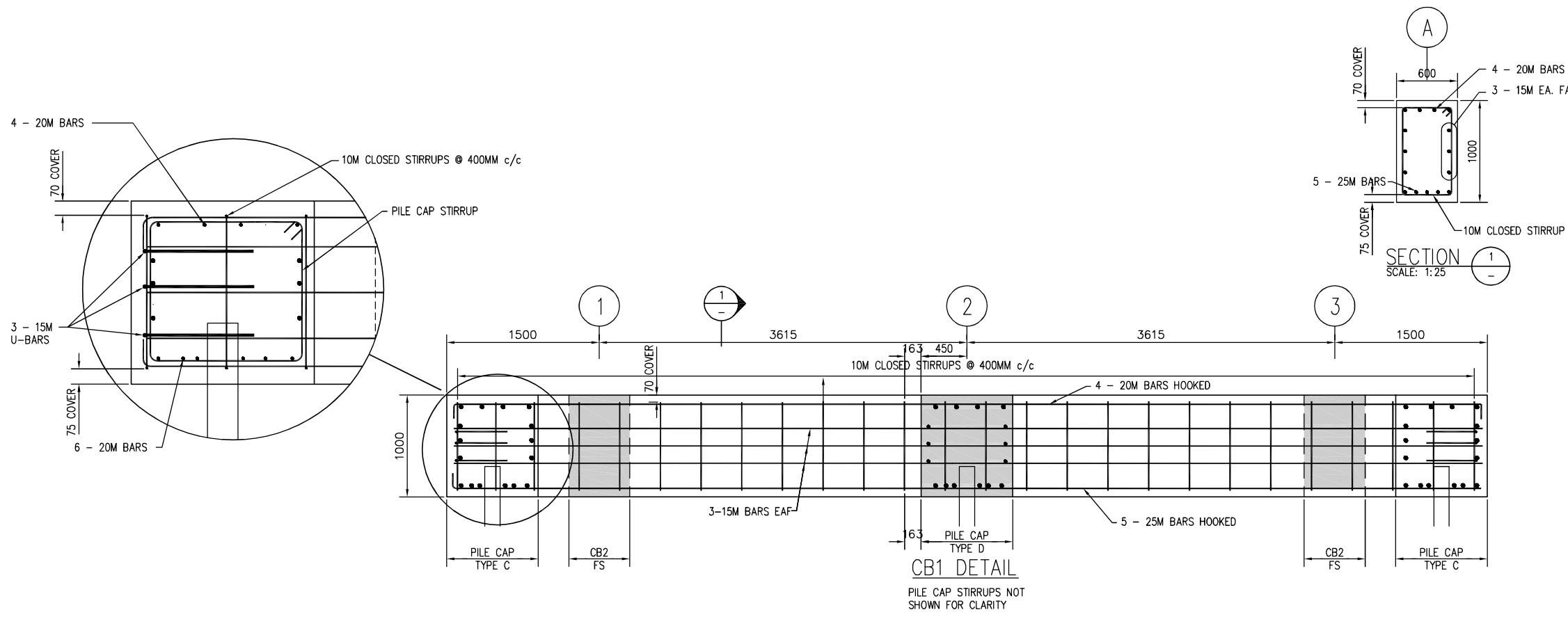


Drawing title / Titre du dessin
REINFORCED CONCRETE DETAILS (SHEET 2)

Designed by / Concept par	Date
Drawn by / Dessiné par J BROUGHTON	Date 2014-11-05
Checked by / Vérifié par B MOSS	Date 2014-11-05
Project No. / N° du projet 30020061	Scale / Echelle 1:10
Sheet No. / N° de la feuille S14	
Drawing Set No. / N° de série du dessin COSSM-14-R8-Stores-Str	

NOTE:
1. FOR GENERAL NOTES SEE DWG. S01

ISSUED FOR CONSTRUCTION
DATE: NOVEMBER 05 2014



No.	Date	Description	Drawn by / Dessiné par	Approved / Approuvé
0	2014-11-05	ISSUED FOR CONSTRUCTION	J BROUGHTON	B MOSS

Revision / Revision	
A	Detail number / Numéro de détail
B	Sheet number / Numéro de la feuille

Consultant's Name / Nom de l'expert-consultant
Rowswell & Associates Engineers Inc.
Project Managers & Consulting Engineers

100 BRUCE ST. SUITE 6, SAULT STE MARIE, ON.
TEL (705) 759 6812, FAX (705) 759 6885

LICENSED PROFESSIONAL ENGINEER
B. MOSS
32877508
PROVINCE OF ONTARIO

Project title / Titre du projet
Stores Building Structural Stabilization
Sault Ste. Marie Canal
National Historic Site

Drawing title / Titre du dessin
REINFORCED CONCRETE DETAILS (SHEET 3)

Designed by / Concept par	Date
Drawn by / Dessiné par J BROUGHTON	Date 2014-11-05
Checked by / Vérifié par B MOSS	Date 2014-11-05
Project No. / N° du projet 30020061	Scale / Echelle 1:25
Sheet No. / N° de la feuille S15	
Drawing Set No. / N° de série du dessin COSSM-14-R8-Stores-Str	

NOTE:
1. FOR GENERAL NOTES SEE DWG. S01

ISSUED FOR CONSTRUCTION
DATE: NOVEMBER 05 2014

0	2014-11-05	ISSUED FOR CONSTRUCTION	J BROUGHTON	B MOSS
No.	Date	Description	Drawn by / Dessiné par	Approved / Approuvé

A	Detail number / Numéro de détail	A
B	Sheet number / Numéro de la feuille	B

Linear dimensions in millimetres / Dimensions linéaires en millimètres

Consultant's Name / Nom de l'expert-consultant
Rowswell & Associates Inc.
Project Managers & Consulting Engineers

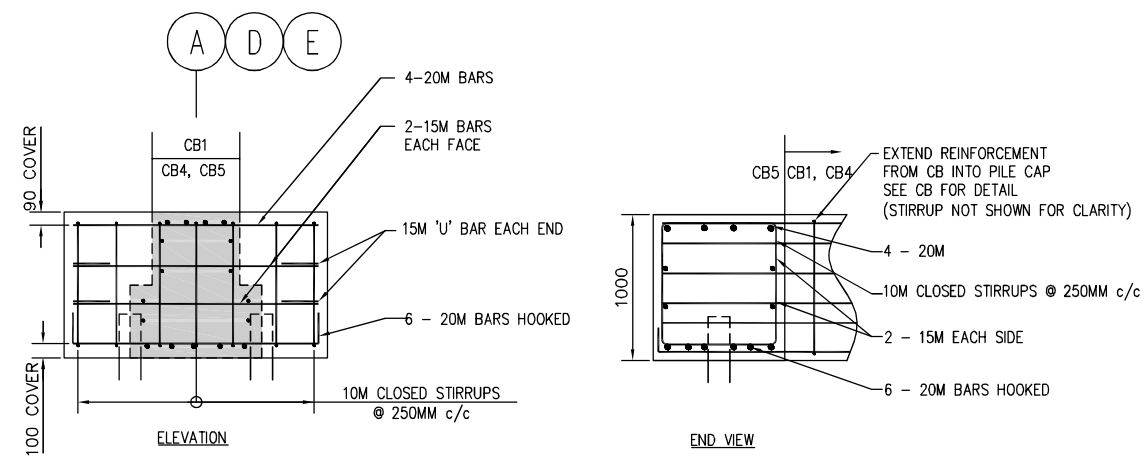
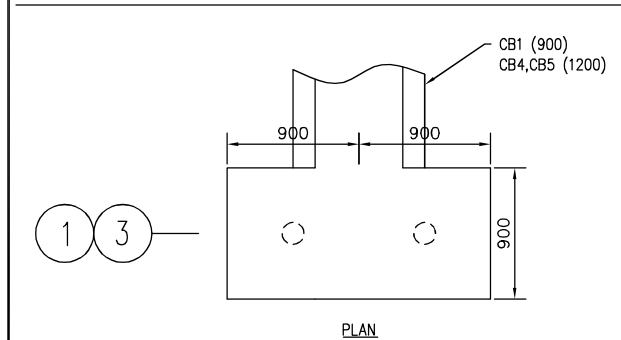
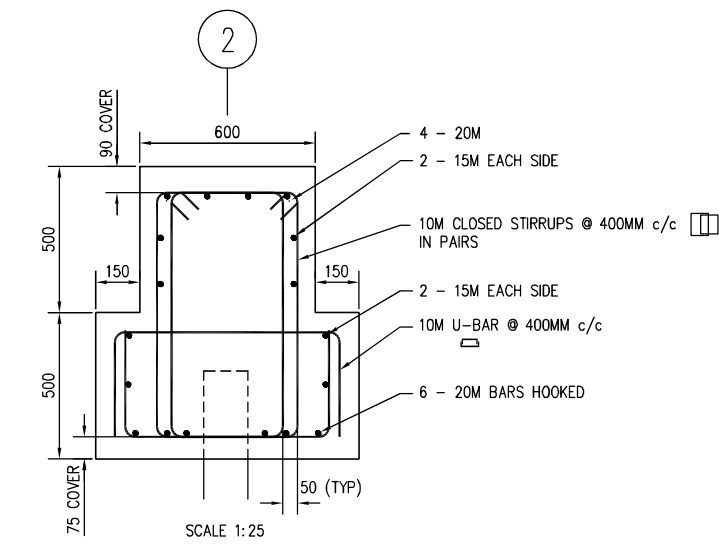
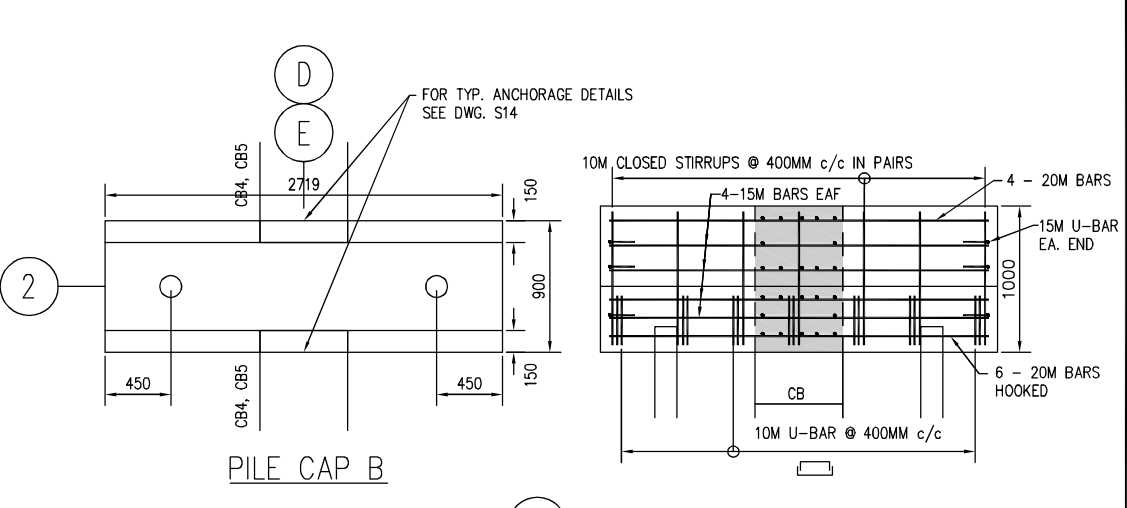
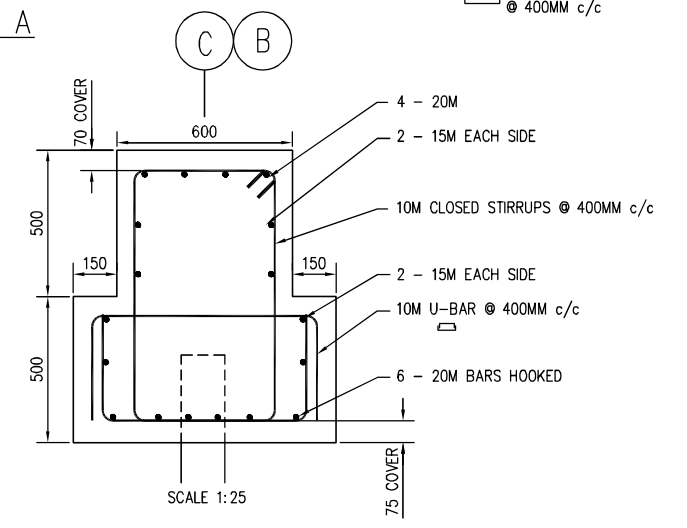
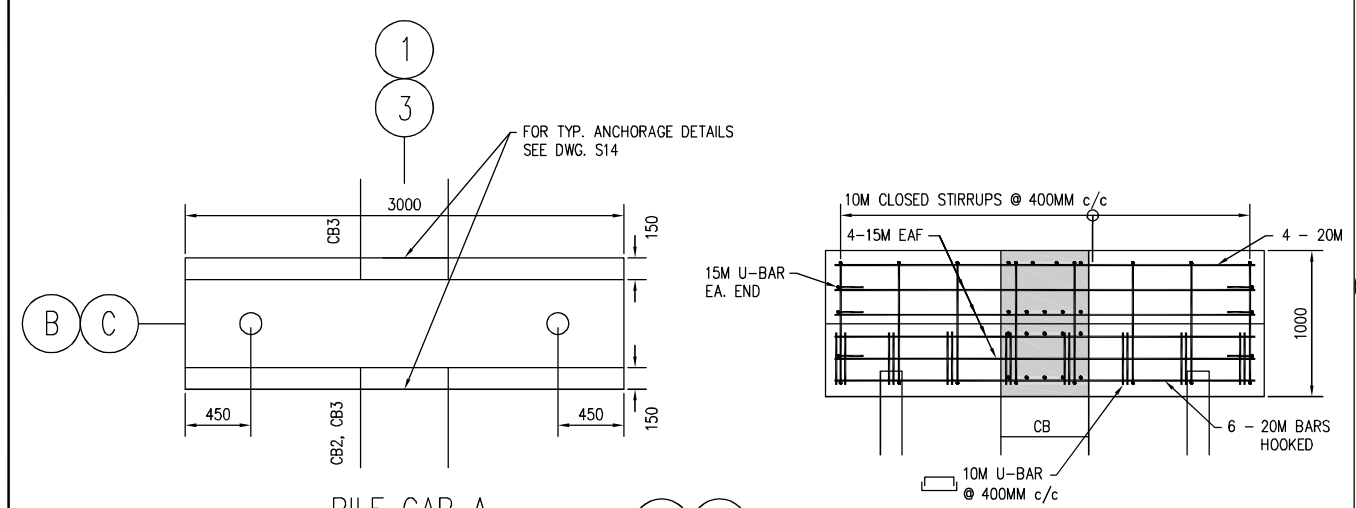
LICENSED PROFESSIONAL ENGINEER
B. MOSS
32877508
PROVINCE OF ONTARIO

100 BRUCE ST. SUITE 6, SAULT STE MARIE, ON.
TEL (705) 759 6812, FAX (705) 759 6885

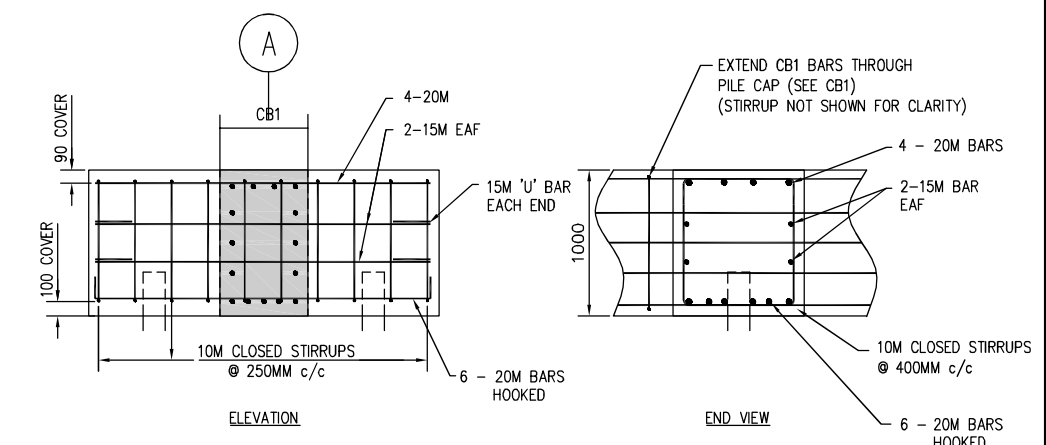
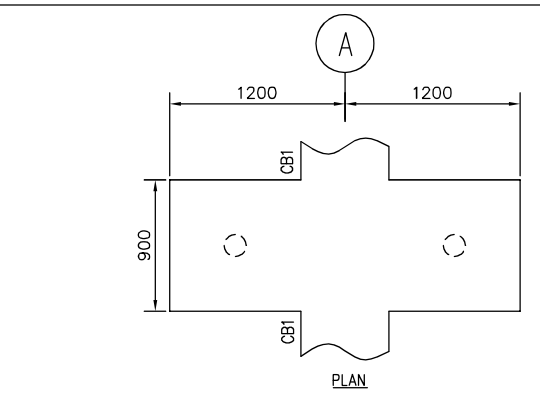
Project title / Titre du projet
Stores Building Structural Stabilization
Sault Ste. Marie Canal National Historic Site

Drawing title / Titre du dessin
REINFORCED CONCRETE DETAILS (SHEET 4)

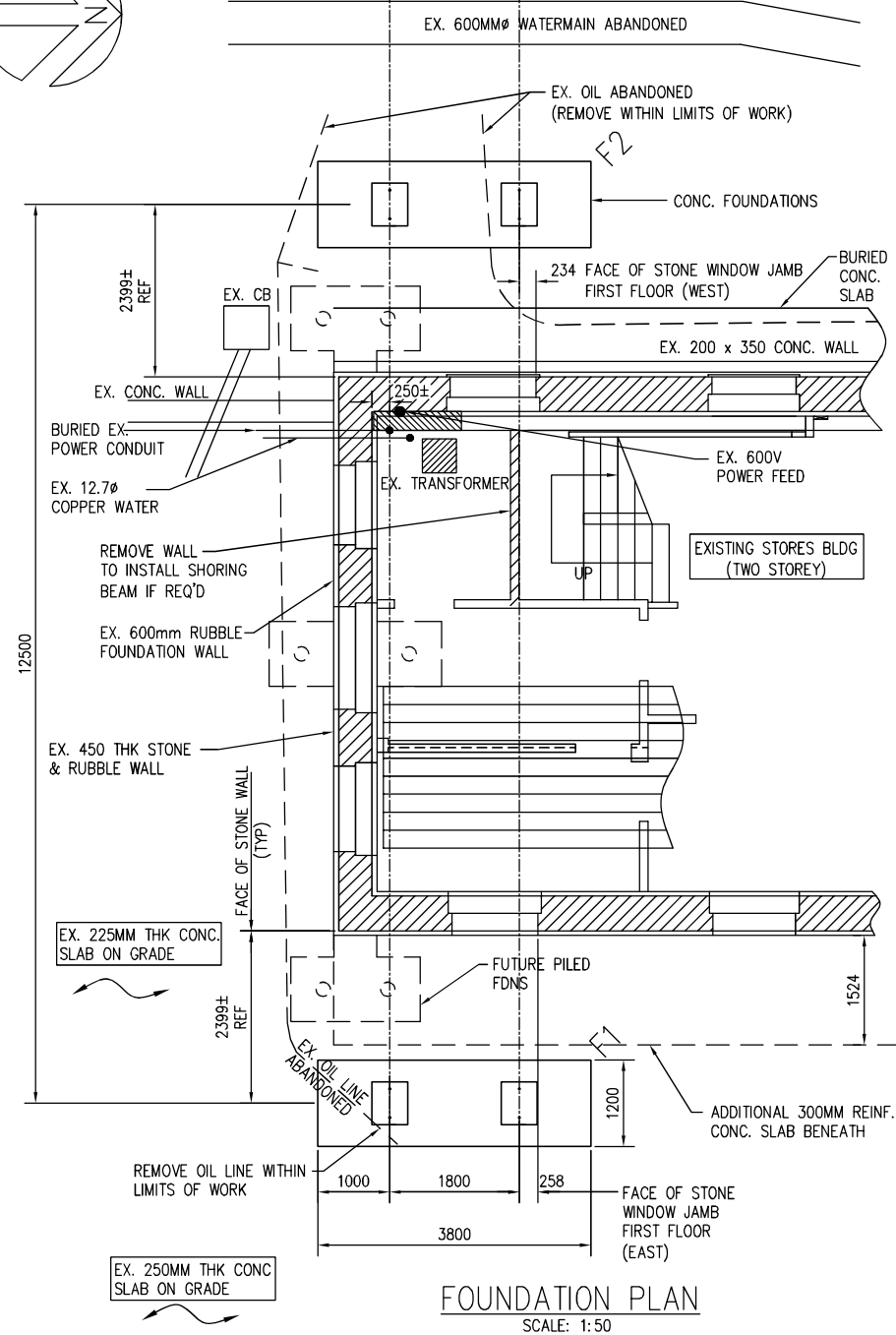
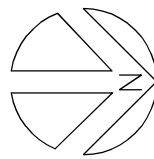
Designed by / Concept par	Date
Drawn by / Dessiné par J BROUGHTON	2014-11-05
Checked by / Vérifié par B MOSS	2014-11-05
Project No. / No du projet 30020061	Scale / Echelle 1:25
Sheet No. / No de la feuille S16	
Drawing Set No. / No de série du dessin COSSM-14-R8-Stores-Str	



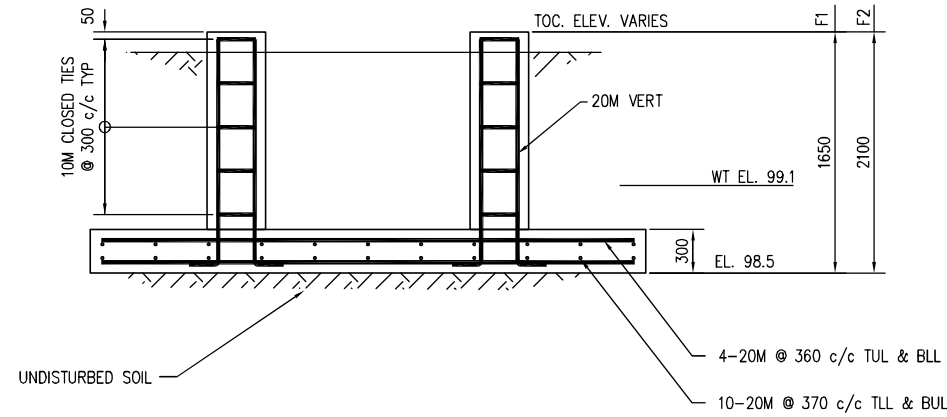
PILE CAP C
SCALE: 1:25



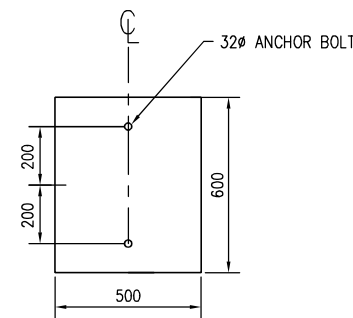
PILE CAP D
SCALE: 1:25



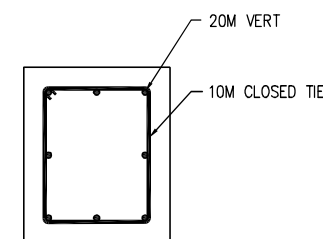
FOUNDATION PLAN
SCALE: 1:50



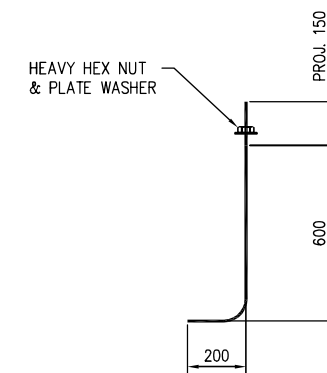
FDN TYP F1 & F2
SCALE: 1:25



ANCHOR BOLT PLAN



REBAR PLAN



ANCHOR BOLT
32Ø x 950 lg.

ISSUED FOR CONSTRUCTION
DATE: NOVEMBER 05 2014

NOTE: HISTORICAL BUILDING -
PROTECT ALL BUILDING SURFACES/STRUCTURES/OBJECTS FROM DAMAGE WHILE PERFORMING WORK.

CONSTRUCTION SEQUENCE (INDICATIVE)

THE TASK LIST SHOWN IS NOT COMPREHENSIVE BUT INDICATIVE OF THE MAJOR TASKS AND SEQUENCE.

- WORK CONSISTS GENERALLY OF THE FOLLOWING TASKS
- 1.1. EXCAVATE FOR FOUNDATIONS INCLUDING REMOVALS OF CONCRETE PAVEMENT AS REQUIRED AND REMOVAL OF ABANDONED SERVICES WITHIN LIMITS OF EXCAVATION
 - 1.2. FORM AND POUR FOOTINGS AND PIERS AS NOTED
 - 1.3. BACKFILL WITH TYPE A FILL TO MATCH SURROUNDING GRADE AND AS NOTED.
 - 1.4. CAREFULLY REMOVE STONE TO INSTALL SHORING BEAMS (SEE DWG S18 AND S20)
 - 1.5. CAREFULLY REMOVE WINDOWS, DOORS AND FRAMES TO INSTALL SHORING BEAMS. REMOVALS SHALL BE TURNED OVER TO THE OWNER.
 - 1.6. INSTALL SHORING FRAMES AND SHORING BEAMS AS SHOWN
 - 1.7. INSTALL CHANNEL LATERAL WALL BRACES TIGHT TO EACH SIDE OF WALL AT THE 2 LEVELS SHOWN. SHIM WALL TIGHT ALONG THE LENGTH AS SHOWN ON S19 AND S21.
 - 1.8. INSTALL VERTICAL ROOF SHORING THROUGH CEILING AS SHOWN ON DWG S18 AND S19. REMOVE CEILING AS REQUIRED. HOWEVER, ALL OPENINGS SHALL BE PATCHED AT COMPLETION OF WORK
 - 1.9. PROVIDE WEATHER TIGHT ENCLOSURES TO ALL DOORS, WINDOWS AND OPENINGS

FOR GENERAL NOTES & DRAWING LIST
SEE DWG COSSM-14-R8-Stores-Str S01

No.	Date	Description	Drawn by / Dessiné par	Approved / Approuvé
0	31 OCT 2014	ISSUED FOR CONSTRUCTION	J BROUGHTON	B MOSS

A	Detail number / Numéro de détail	A
B	Sheet number / Numéro de la feuille	B

Linear dimensions / Dimensions linéaires in millimetres / en millimètres
--

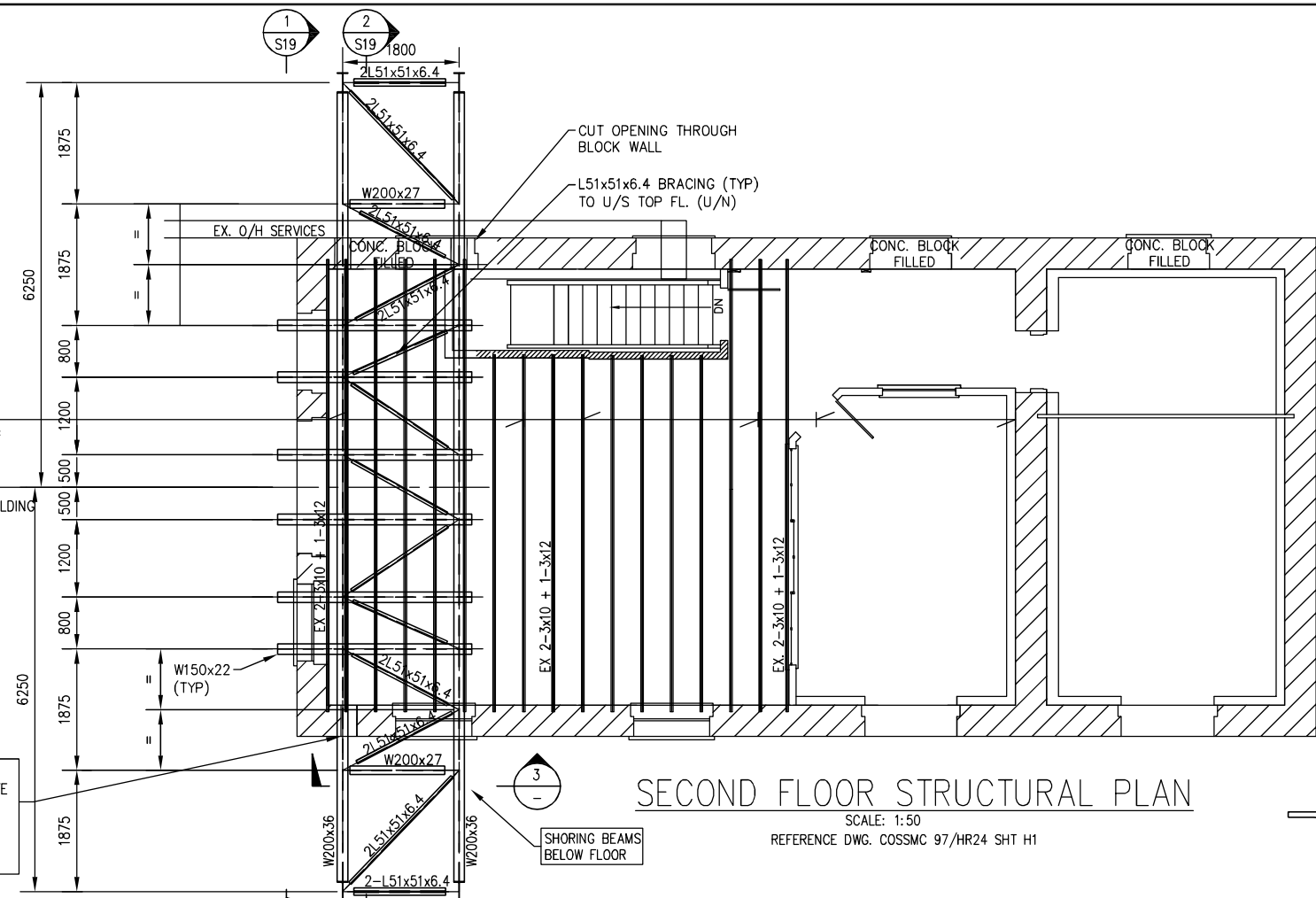
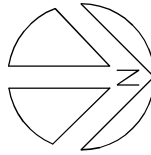
Consultant's Name / Nom de l'expert-consultant
Rowswell & Associates Engineers Inc.
Project Managers & Consulting Engineers

100 BRUCE ST. SUITE 6, SAULT STE MARIE, ON.
TEL (705) 759 6812, FAX (705) 759 6885

Project title / Titre du projet
Stores Building Structural Stabilization
Sault Ste. Marie Canal National Historic Site

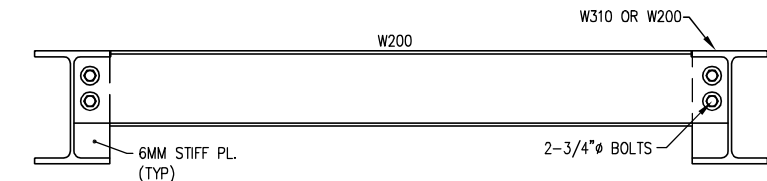
Drawing title / Titre du dessin
SHORING & BRACING WORK FOUNDATION PLAN

Designed by / Concept par	Date
Drawn by / Dessiné par J BROUGHTON	2014-10-17
Checked by / Vérifié par B MOSS	2014-10-17
Project No. / N° du projet 30020061	Scale / Echelle 1:50
Drawing Set No. / N° de série du dessin COSSM-14-R8-Stores-Str	Sheet No. / N° de la feuille S17

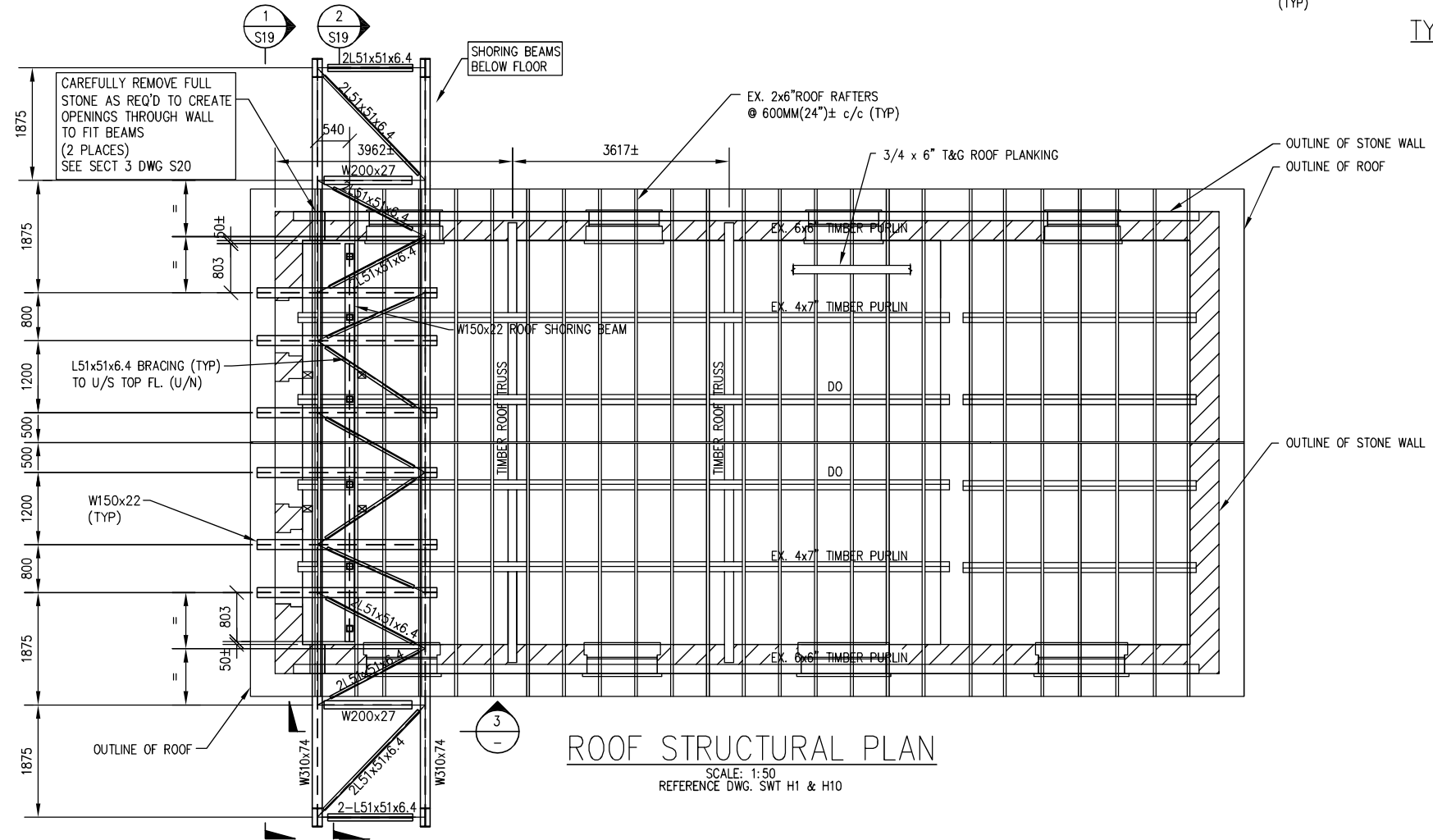


SECOND FLOOR STRUCTURAL PLAN

SCALE: 1:50
REFERENCE DWG. COSSMC 97/HR24 SHT H1



TYP DETAIL 3
SCALE: 1:10
4 PLACES



ROOF STRUCTURAL PLAN

SCALE: 1:50
REFERENCE DWG. SWT H1 & H10

CAREFULLY REMOVE FULL STONE AS REQ'D TO CREATE OPENINGS THROUGH WALL TO FIT BEAMS (2 PLACES) SEE SECT 3 DWG S20

CAREFULLY REMOVE FULL STONE AS REQ'D TO CREATE OPENINGS THROUGH WALL TO FIT BEAMS (2 PLACES) SEE SECT 3 DWG S20

ISSUED FOR CONSTRUCTION
DATE: NOVEMBER 05 2014

FOR GENERAL NOTES & DRAWING LIST SEE DWG. COSS-14-R8-Stores-Str S01

No.	Date	Description	Drawn by / Dessiné par	Approved / Approuvé
0	2014-11-05	ISSUED FOR CONSTRUCTION	J BROUGHTON	B MOSS

A	B
Detail number / Numéro de détail	A
Sheet number / Numéro de la feuille	B

Consultant's Name / Nom de l'expert-consultant
Rowswell & Associates Engineers Inc.
Project Managers & Consulting Engineers

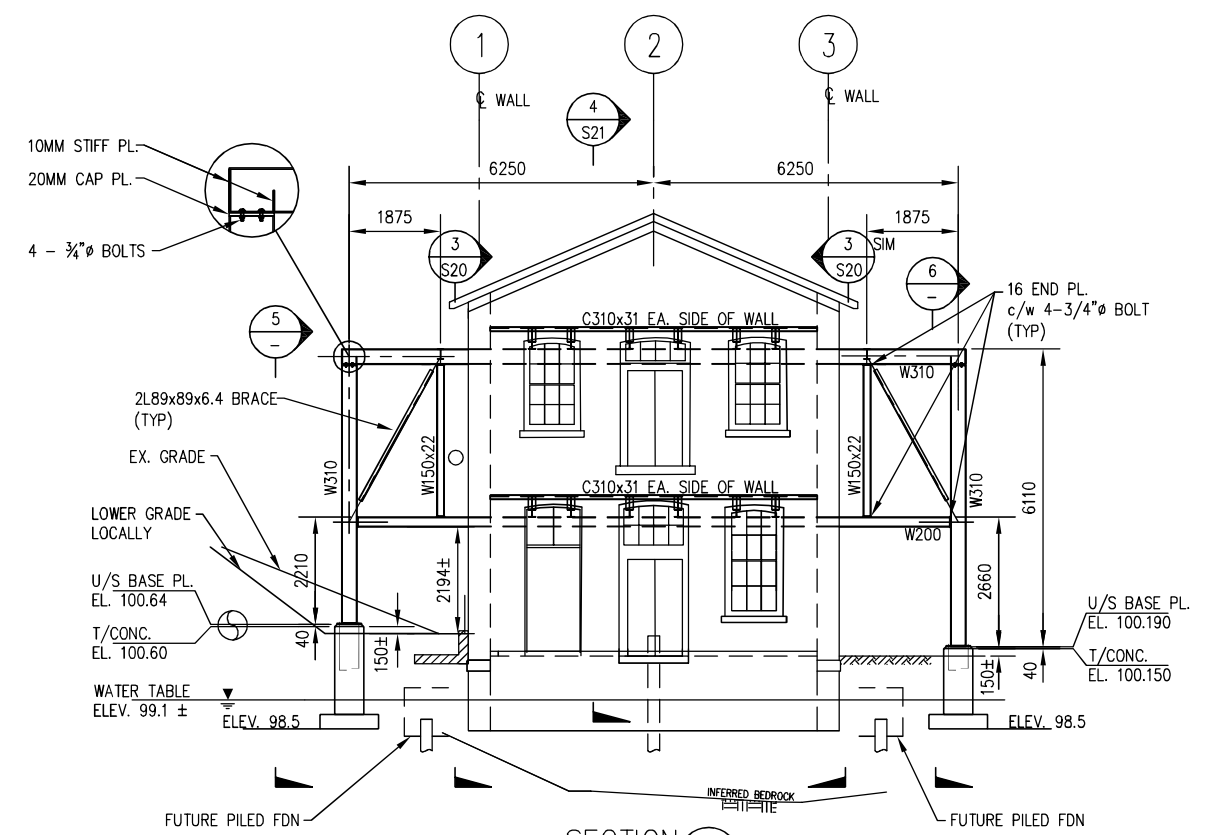
100 BRUCE ST. SUITE 6, SAULT STE MARIE, ON.
TEL (705) 759 6812, FAX (705) 759 6885

Project title / Titre du projet
Stores Building Structural Stabilization
Sault Ste. Marie Canal National Historic Site

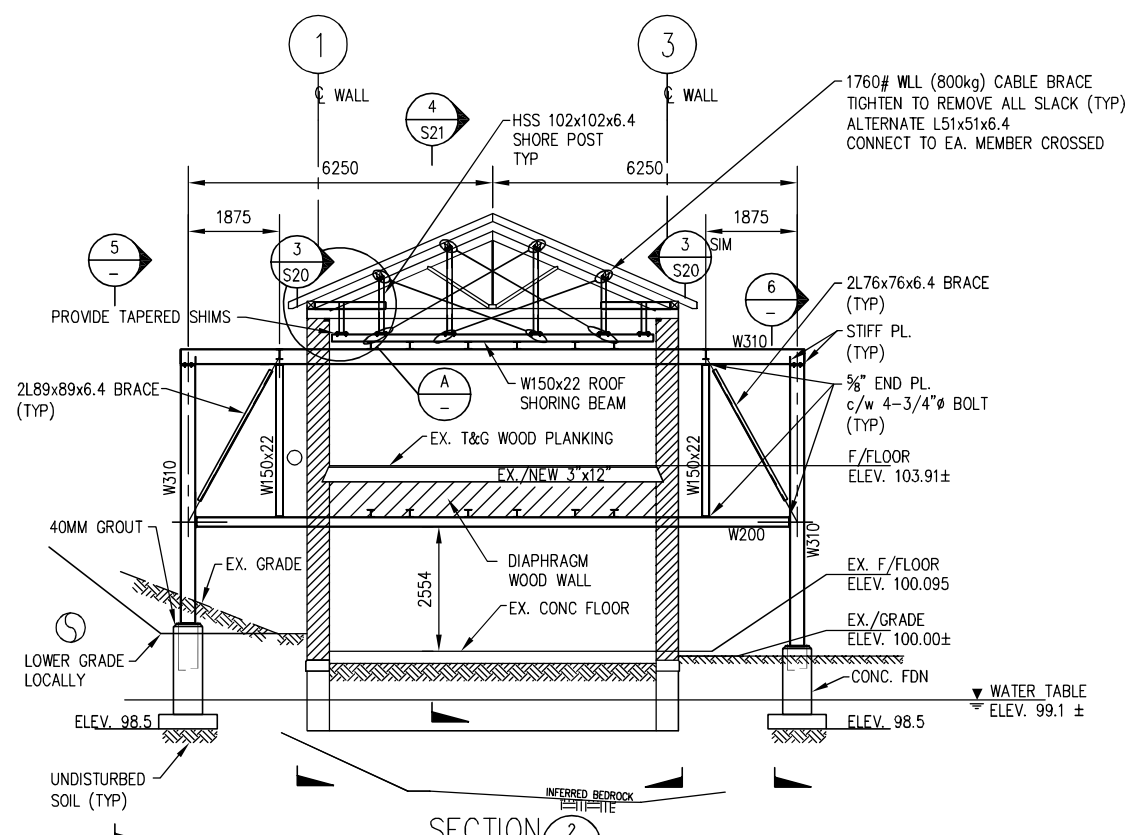
Drawing title / Titre du dessin
SHORING & BRACING WORK 2ND FLOOR AND ROOF PLAN

Designed by / Concept par	Date
Drawn by / Dessiné par	Date
Checked by / Vérifié par	Date
Project No. / No du projet	Scale / Echelle
30020061	1:50
Drawing Set No. / No de série du dessin	Sheet No. / No de la feuille
COSSM-14-R8-Stores-Str	S18

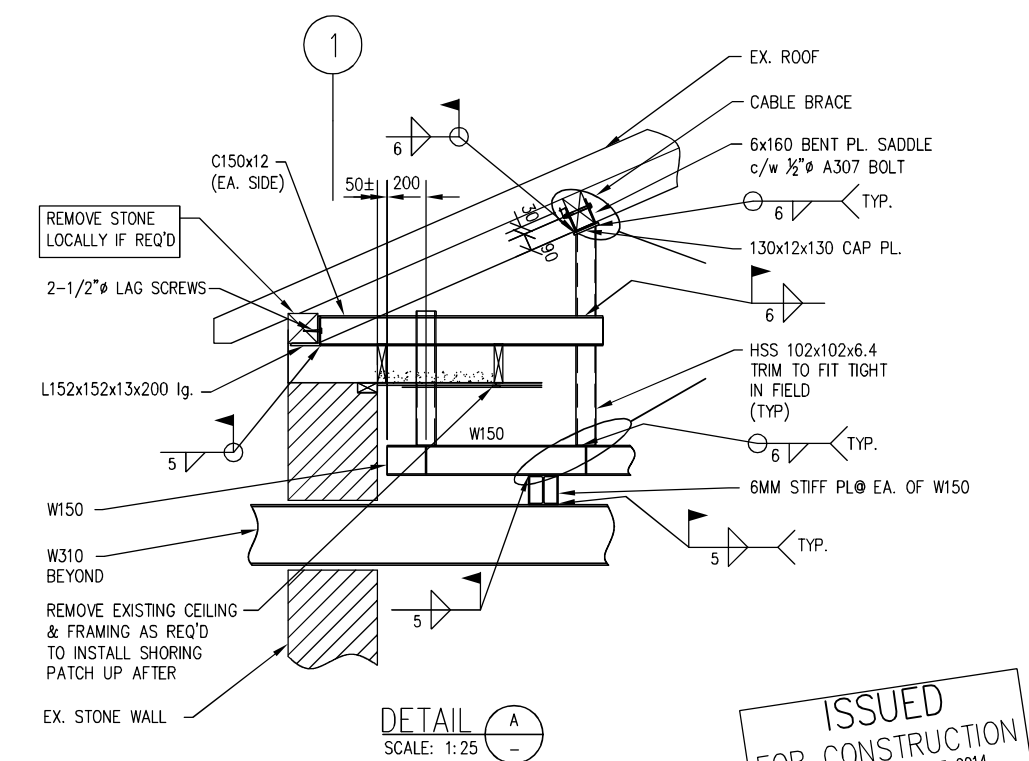
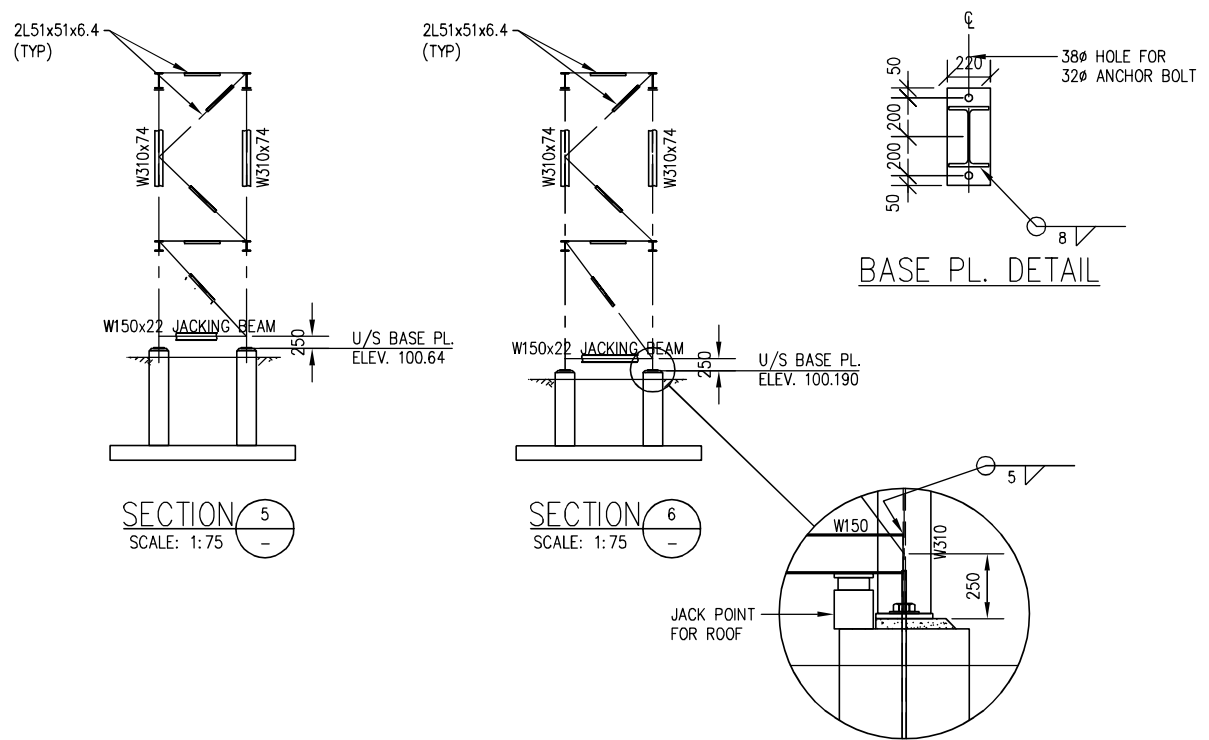
FOR GENERAL NOTES & DRAWING LIST SEE DWG. COSS-14-R8-Stores-Str S01



SECTION 1
SCALE: 1:75
SOUTH ELEVATION



SECTION 2
SCALE: 1:75
INTERIOR SHORING @ SOUTH END
(CEILINGS NOT SHOWN FOR CLARITY)



DETAIL A
SCALE: 1:25

ISSUED FOR CONSTRUCTION
DATE: NOVEMBER 05 2014

No.	Date	Description	Drawn by	Approved
0	2014-11-05	ISSUED FOR CONSTRUCTION	J BROUGHTON	B MOSS

A	Detail number	A	Numero de detail
B	Sheet number	B	Numero de la feuille

Consultant's Name / Nom de l'expert-consultant: **Rowswell & Associates Engineers Inc.**
 Project Managers & Consulting Engineers
 100 BRUCE ST. SUITE 6, SAULT STE MARIE, ON.
 TEL (705) 759 6812, FAX (705) 759 6885

LICENSED PROFESSIONAL ENGINEER
 B. MOSS
 32877508
 PROVINCE OF ONTARIO

Project title/Titre du projet: **Stores Building Structural Stabilization**
 Sault Ste. Marie Canal National Historic Site

Drawing title/Titre du dessin: **SHORING & BRACING WORK SECTIONS & DETAILS**

Designed by/Concept par	Date
Drawn by/Designe par: J BROUGHTON	Date: 2014-10-17
Checked by/Verifie par: B MOSS	Date: 2014-10-17
Project No./N° du projet: 30020061	Scale/Echelle: 1:75
Sheet No./N° de la feuille: S19	
Drawing Set No./N° de serie du dessin: COSSM-14-R8-Stores-Str	

FOR GENERAL NOTES & DRAWING LIST SEE DWG. COSS-14-R8-Stores-Str S01

0	2014-11-05	ISSUED FOR CONSTRUCTION	J BROUGHTON	B MOSS
No.	Date	Description	Drawn by / Dessiné par	Approved / Approuvé

Revision / Revision

A	Detail number	A Numéro de détail
B	Sheet number	B Numéro de la feuille

Linear dimensions in millimetres / Dimensions linéaires en millimètres

Consultant's Name / Nom de l'expert-consultant
Rowswell & Associates Engineers Inc.
 Project Managers & Consulting Engineers

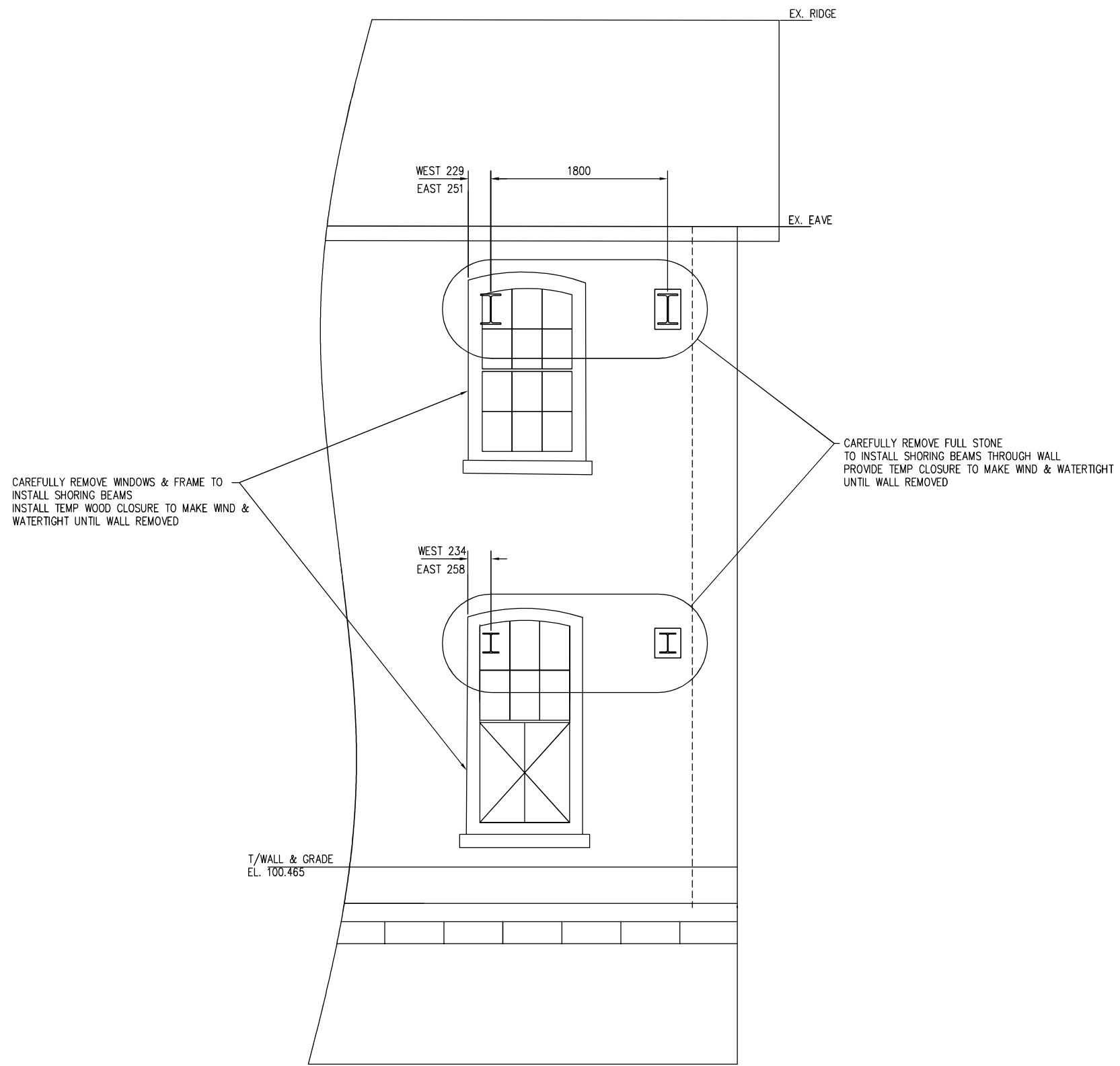
100 BRUCE ST. SUITE 6, SAULT STE MARIE, ON.
 TEL (705) 759 6812, FAX (705) 759 6885



Project title/Titre du projet
Stores Building Structural Stabilization
 Sault Ste. Marie Canal National Historic Site

Drawing title/Titre du dessin
SHORING & BRACING WORK SECTIONS

Designed by/Concept par	Date
Drawn by/Dessiné par J BROUGHTON	Date 2014-10-17
Checked by/Vérifié par B MOSS	Date 2014-10-17
Project No./N° du projet 30020061	Scale/Echelle 1:25
Sheet No./N° de la feuille S20	
Drawing Set No./N° de série du dessin COSSM-14-R8-Stores-Str	



SECTION 3
 SCALE: 1:50

ISSUED FOR CONSTRUCTION
 DATE: NOVEMBER 05 2014

FOR GENERAL NOTES & DRAWING LIST SEE DWG. COSS-14-R8-Stores-Str S01

No.	Date	Description	Drawn by / Dessiné par	Approved / Approuvé
0	2014-11-05	ISSUED FOR CONSTRUCTION	J BROUGHTON	B MOSS

Revision / Révision	
A	Detail number / Numéro de détail
B	Sheet number / Numéro de la feuille

Consultant's Name / Nom de l'expert-consultant
Rowswell & Associates Engineers Inc.
Project Managers & Consulting Engineers

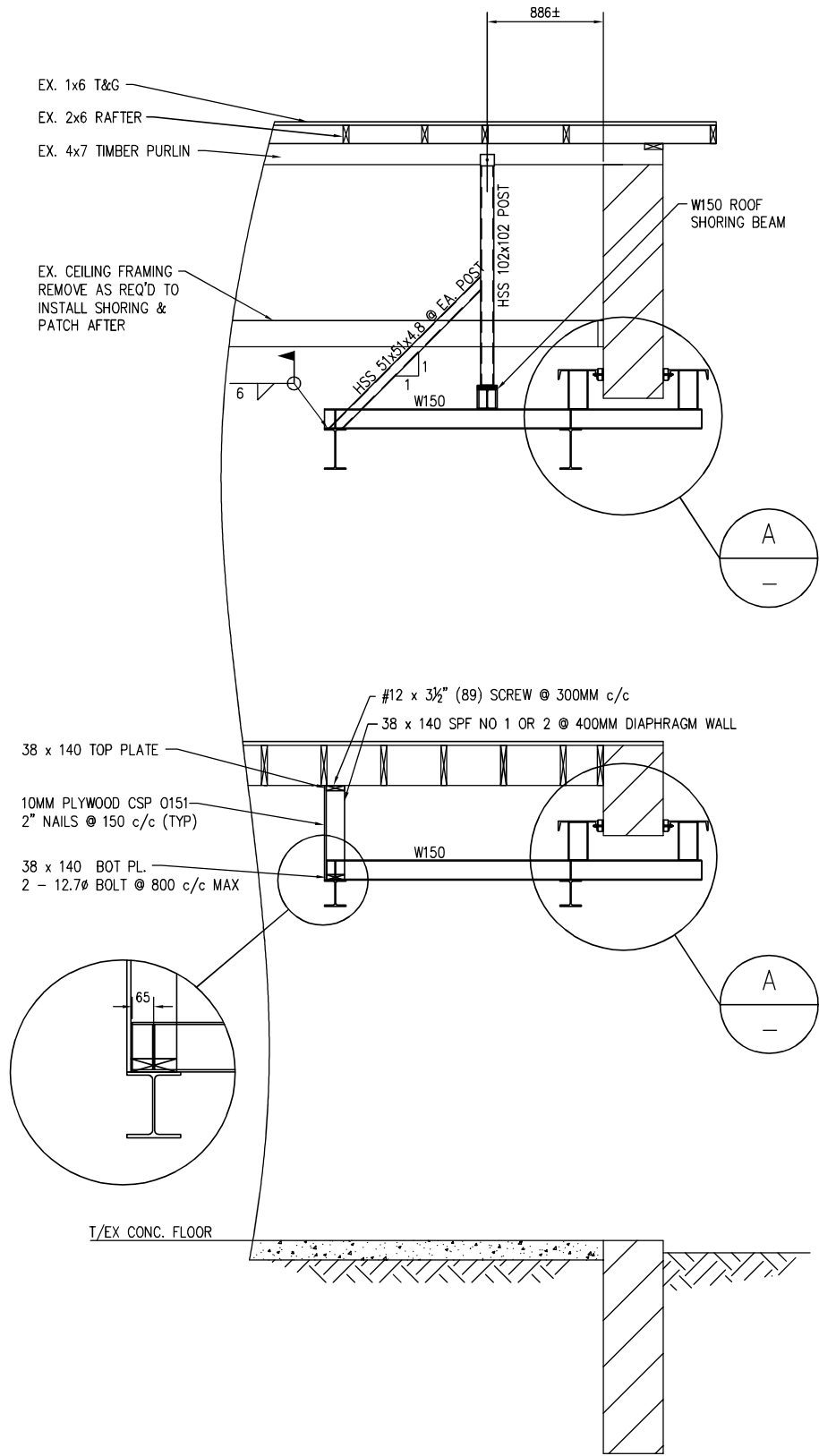
100 BRUCE ST. SUITE 6, SAULT STE MARIE, ON.
TEL (705) 759 6812, FAX (705) 759 6885

PROFESSIONAL ENGINEER
B MOSS
32877508
PROVINCE OF ONTARIO

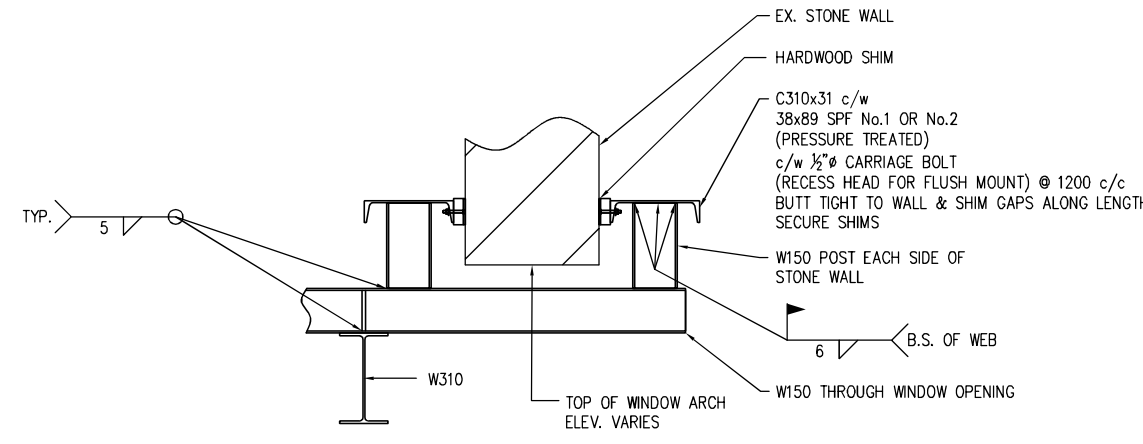
Project title / Titre du projet
Stores Building Structural Stabilization
Sault Ste. Marie Canal
National Historic Site

Drawing title / Titre du dessin
SHORING & BRACING WORK SECTIONS & DETAILS

Designed by / Concept par	Date
Drawn by / Dessiné par J BROUGHTON	Date 2014-10-17
Checked by / Vérifié par B MOSS	Date 2014-10-17
Project No. / N° du projet 30020061	Scale / Echelle 1:25
Sheet No. / N° de la feuille S21	
Drawing Set No. / N° de série du dessin COSSM-14-R8-Stores-Str	



SECTION 4
SCALE: 1:25
(LATERAL WALL BRACE)



DETAIL A
SCALE: 1:50

ISSUED FOR CONSTRUCTION
DATE: NOVEMBER 05 2014