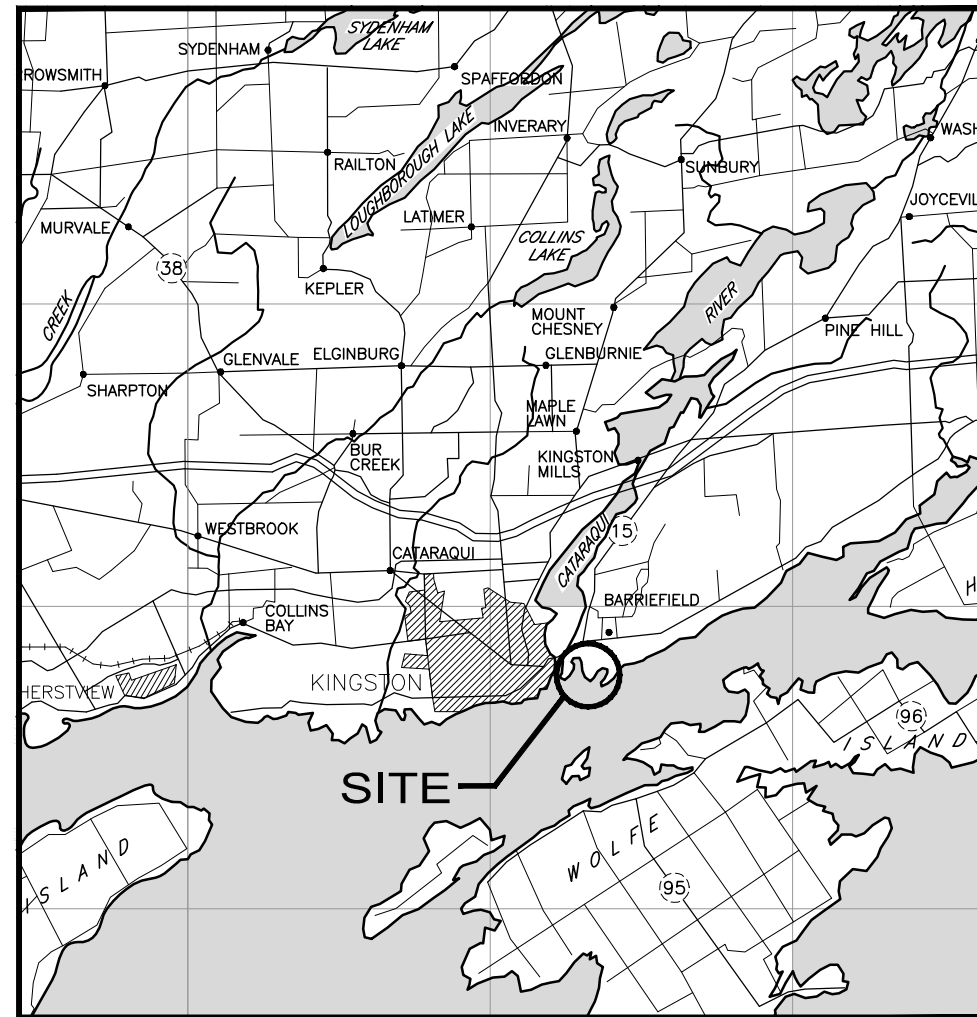


FORT HENRY NATIONAL HISTORIC SITE EAST AND WEST BRANCH DITCH WALL REPAIRS

LIST of DRAWINGS

- S0 - COVER SHEET
- S1 - SITE ACCESS
- S2 - GENERAL NOTES AND WORK AREA DELINEATION
- S3 - MASONRY REPAIR DETAILS
- S4 - MASONRY WORK - WEST BRANCH DITCH - STA: 5S TO 8S
- S5 - MASONRY WORK - WEST BRANCH DITCH - STA: 8S TO 11S
- S6 - MASONRY WORK - WEST BRANCH DITCH - STA: 11S TO 13S
- S7 - MASONRY WORK - EAST BRANCH DITCH - STA: 0N TO 3N
- S8 - MASONRY WORK - EAST BRANCH DITCH - STA: 3N TO 6N
- S9 - MASONRY WORK - EAST BRANCH DITCH - STA: 6N TO 9N
- S10 - MASONRY WORK - EAST BRANCH DITCH - STA: 9N TO 12N
- S11 - MASONRY WORK - EAST BRANCH DITCH - STA: 12N TO 13.8N
- S12 - MASONRY WORK - EAST BRANCH DITCH - STA: 0S TO 3S
- S13 - MASONRY WORK - EAST BRANCH DITCH - STA: 3S TO 6S
- S14 - MASONRY WORK - EAST BRANCH DITCH - STA: 6S TO 9S
- S15 - MASONRY WORK - EAST BRANCH DITCH - STA: 9S TO 12S
- S16 - MASONRY WORK - EAST BRANCH DITCH - STA: 12S TO 13.4S & GALLERY WALL
- S17 - WEST BRANCH DITCH BRIDGE DEFENSIVE WORKS AND TRENCHES - MASONRY WORK
- S18 - EAST BRANCH DITCH CONCRETE BUTTRESS REHABILITATION DETAILS



KEY PLAN



GEORGIAN BAY AND ONTARIO EAST FIELD UNIT
AND THE ONTARIO WATERWAYS GROUP



Parks Canada Parcs Canada



Project: 30023384 MARCH, 2015



SITE ACCESS
1:1500



3	MAR15'	ISSUED FOR TENDER	S.M.E	S.T.R.
2	FEB15'	FOR 99% REVIEW	S.M.E	S.T.R.
1	JAN15'	FOR 66% REVIEW	S.M.E	S.T.R.
No.	Date	Description	Drawn by Dessine par	Approved Approuvé

Revision / Révision	
A	Detail number No. du détail
B	Location dwg. no. No. sur dessin
C	Drawing sheet no. No. du dessin

Client Acceptance / Acceptation du client
 Signature _____ Date _____
 File No./No. de dossier _____



Canada



Project title / Titre du projet
FORT HENRY NATIONAL HISTORIC SITE OF CANADA EAST AND WEST BRANCH DITCH WALL REHABILITATION
KINGSTON ONTARIO

Drawing title / Titre du dessin
SITE ACCESS

Scale / Échelle NOT TO SCALE	
Drawn by/ Dessiné par S.M.E	Date MARCH 2015
Designed by/ Conçu par S.T.R	Date MARCH 2015
Checked by/ Vérifié par D.A.H	Date MARCH 2015
Approved by / Approuvé par	Date

Project No./No. du projet 30023384	Client No./No du Client	Sheet No./ Feuille No. S1
Drawing Reference No./Numéro de Référence du Dessin		

GENERAL NOTES:

- PORTIONS OF THE WORK SITE MAY CONTAIN ARTIFACTS THAT WILL ONLY BECOME VISIBLE WHEN REMOVALS ARE COMPLETED. IF ARTIFACTS ARE UNCOVERED DURING THE COURSE OF THE WORK, DO NOT PROCEED WITH ANY FURTHER WORK IN THE AREA UNTIL DIRECTION IS GIVEN BY THE DEPARTMENTAL REPRESENTATIVE.
- PROVIDE PROTECTION TO ALL ARCHITECTURAL FEATURES TO REMAIN. PROTECTION TO BE A MINIMUM OF, BUT NOT LIMITED TO, THE USE OF PLYWOOD AND RIGID INSULATION. ANY FEATURES WHICH ARE DAMAGED AS A RESULT OF FAILURE TO PROVIDE ADEQUATE PROTECTION, SHALL BE REPAIRED TO THE SATISFACTION OF THE DEPARTMENTAL REPRESENTATIVE AT NO ADDITIONAL EXPENSE TO THE CONTRACT.
- ALL DEBRIS FROM THE WORK SHALL BE REMOVED FROM THE SITE ON A DAILY BASIS FOR THE DURATION OF THE CONTRACT. TEMPORARY STOCKPILING SHALL ONLY BE PERMITTED ON PLYWOOD SHEETING OVER ANY SURFACE. ALL EFFECTED AREAS SHALL BE CLEANED UP PROMPTLY WHEN REMOVALS ARE COMPLETE.
- MINIMIZE DUST AND NOISE.
- REINSTATE AND MAKE GOOD ALL DISRUPTED AREAS TO THE SATISFACTION OF THE DEPARTMENTAL REPRESENTATIVE AFTER COMPLETION OF THE WORK.

MASONRY CONSTRUCTION:

- ALL MASONRY RESTORATION TO BE TO CAN3-A371-M84 EXCEPT AS MODIFIED BY THESE DRAWINGS OR THE CONTRACT SPECIFICATIONS. ALL MASONRY RESTORATION IS TO PRESERVE HERITAGE APPEARANCE.
- NO STONE UNITS ARE TO BE REPAIRED OR REPLACED WITHOUT PRIOR INSPECTION OR APPROVAL OF THE DEPARTMENTAL REPRESENTATIVE. SALVAGE STONE REMOVALS AS DIRECTED BY THE DEPARTMENTAL REPRESENTATIVE.
- MORTAR USED FOR BEDDING OF STONE UNITS, MORTAR FILL, BACK POINTING AND FINISH POINTING SHALL BE A 1:1:6 (PORTLAND CEMENT: LIME: SAND) MIXTURE. MORTARS SHALL CONFORM TO CSA A179-04, "MORTAR AND GROUT FOR UNIT MASONRY", EXCEPT AS MODIFIED BY THE SPECIFICATIONS. ALL MORTAR SHALL BE AIR ENTRAINED 15%, EXCEPT FOR BEDDING MORTAR WHEN LAYING STONE UNITS.

MASONRY CONSTRUCTION (CONT):

- UNLESS OTHERWISE DIRECTED BY THE DEPARTMENTAL REPRESENTATIVE, ALL SKYWARD FACING MASONRY JOINTS SHALL BE SEALED WITH AN ACRYLIC LATEX SEALANT. SEALANT TO BE INSTALLED AS THE FINISH LAYER OF POINTING IN STRICT CONFORMANCE WITH THE MANUFACTURER'S RECOMMENDATIONS, COMPLETE WITH BACKER ROD AND/OR BOND BREAKING TAPE AND TO MATCH COLOUR OF ADJACENT MORTAR.
- NEW REPLACEMENT STONE SHALL MATCH EXISTING IN SIZE, COLOUR (LONG TERM WEATHERED), TEXTURE AND FINISH. REPLACEMENT STONE SHALL BE A CATEGORY III LIMESTONE MEETING THE REQUIREMENTS OF ASTM C568.
- WHERE DIRECTED BY THE DEPARTMENTAL REPRESENTATIVE, CRACK REPAIRS SHALL BE COMPLETED WITH DISPERSED HYDRATED LIME (DHL) OR INJECTION MORTAR/GROUT.
- GROUT, WHEN USED TO FILL VOIDS IN MASONRY OR BEHIND DUTCHMAN REPAIRS, SHALL BE A PREMIXED HYDRAULIC LIME BASED GROUT, SUCH AS "FLOMIX" SUPPLIED BY DAUBOIS. MORTAR FILL MAY BE USED TO FILL VOIDS RATHER THEN GROUT, WHERE APPROVED BY THE DEPARTMENTAL REPRESENTATIVE.
- NO CLEANING OF THE EXISTING STONE WORK IS TO BE CARRIED OUT OTHER THAN THAT REQUIRED TO RESTORE EXISTING APPEARANCE AS A RESULT OF SPILLAGE OF MORTAR, GROUT, ADHESIVES, ETC. RESULTING FROM THE WORK OF THIS CONTRACT.
- CAREFULLY REMOVE ALL FERROUS INSERTS IN THE STONE UNITS. ALL HOLES RESULTING FROM THESE REMOVALS SHALL BE FILLED WITH REPAIR MORTAR TO MATCH THE EXISTING STONE UNIT PROFILE AND FINISH.

SCOPE OF WORK:

- 1 SETUP WORK AND STORAGE AREAS AND SCAFFOLDING ACCESS, TO COMPLETE ALL OF THE WORKS INDICATED WITHIN THE NOTED LIMITS.
- 2 REPOINT MASONRY JOINTS AS DELINEATED OR AS DIRECTED BY THE DEPARTMENTAL REPRESENTATIVE WITHIN LIMITS SHOWN ON DWGS.
- 3 COMPLETE REPAIRS TO INDIVIDUAL STONE UNITS AS DIRECTED BY THE DEPARTMENTAL REPRESENTATIVE.
- 4 CLEAN UP AND RESTORE FEATURES DAMAGED BY THIS WORK TO THE SATISFACTION OF THE DEPARTMENTAL REPRESENTATIVE.
- 5 REMOVE ALL ACCESS WORKS AND COMPLETE GENERAL SITE CLEAN UP TO THE SATISFACTION OF THE DEPARTMENTAL REPRESENTATIVE.

NOTE:

- THE ABOVE IS NOT INTENDED TO BE AN EXHAUSTIVE LIST OF ALL ITEMS REQUIRED TO COMPLETE THE WORK, NOR IS IT INTENDED TO BE A SEQUENCE OF WORK.
- REPAIR WORKS HAVE BEEN COMPLETED RECENTLY TO THE WALLS IN BOTH DITCHES. THE INTENT OF THIS CONTRACT IS TO COMPLETE ALL REMAINING NECESSARY REPAIRS TO THE MASONRY.



3	MAR15'	ISSUED FOR TENDER	S.M.E	S.T.R.
2	FEB15'	FOR 99% REVIEW	S.M.E	S.T.R.
1	JAN15'	FOR 66% REVIEW	S.M.E	S.T.R.
No.	Date	Description	Drawn by Dessine par	Approved Approuvé

Revision / Révision



A Detail number
No. du détail
B Location dwg. no.
No. sur dessin
C Drawing sheet no.
No. du dessin



Client Acceptance / Acceptation du client
Signature _____ Date _____
File No./No. de dossier _____



Project title / Titre du projet

**FORT HENRY NATIONAL
HISTORIC SITE OF CANADA
EAST AND WEST BRANCH DITCH
WALL REHABILITATION**

KINGSTON ONTARIO

Drawing title / Titre du dessin

**GENERAL NOTES AND WORK
AREA DELINEATION**

Scale / Echelle
NOT TO SCALE

Drawn by/ Dessiné par
S.M.E Date
MARCH 2015

Designed by/ Conçu par
S.T.R Date
MARCH 2015

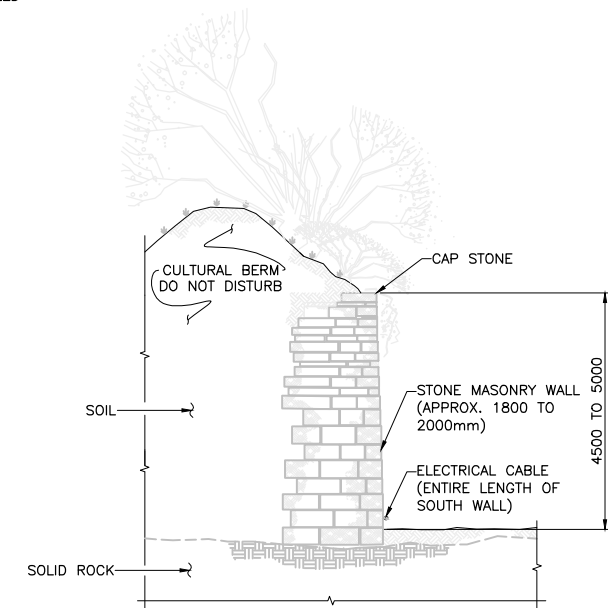
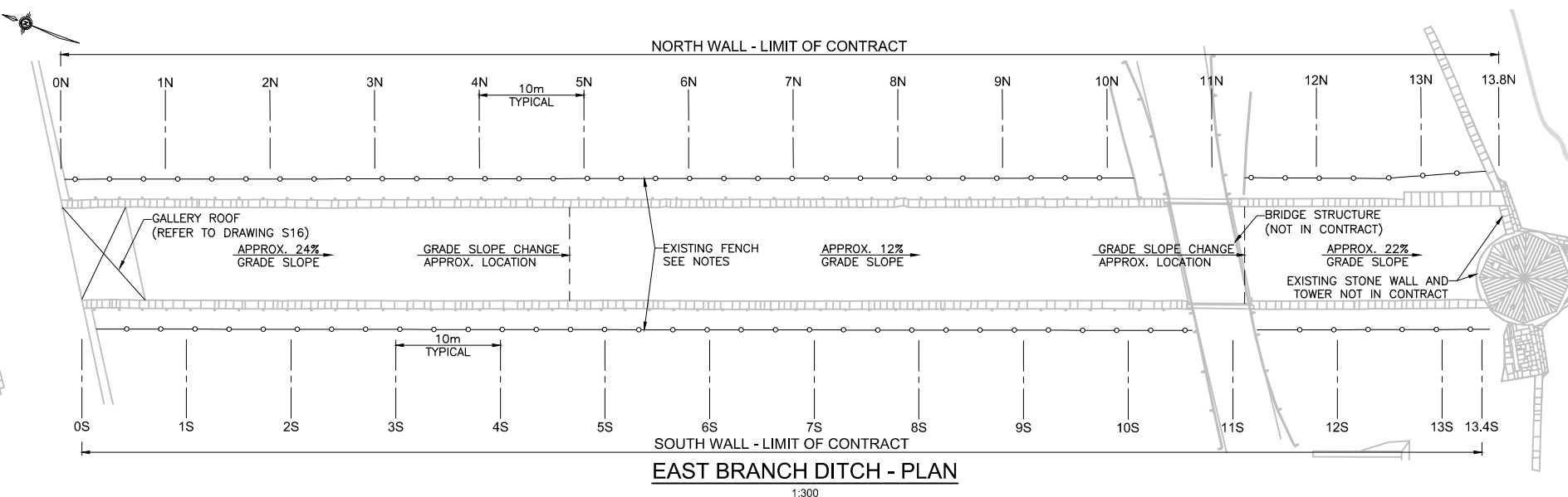
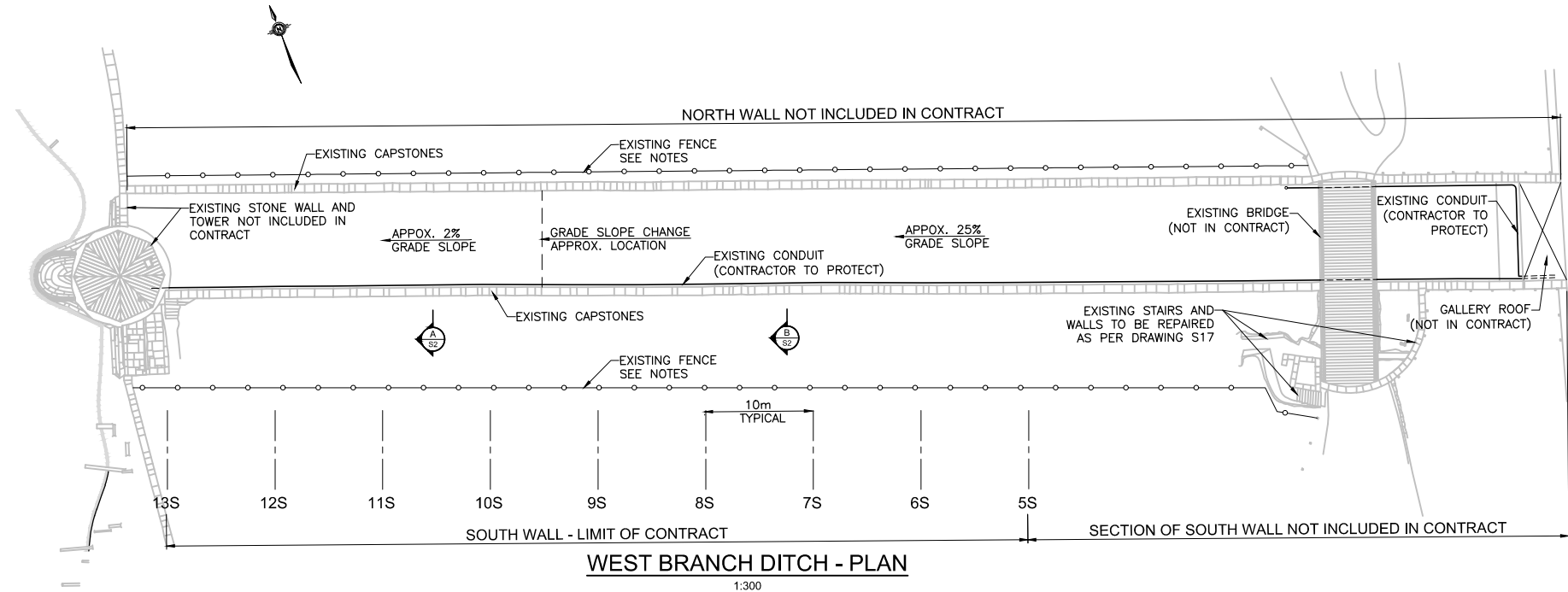
Checked by/ Vérifié par
D.A.H Date
MARCH 2015

Approved by / Approuvé par
Date

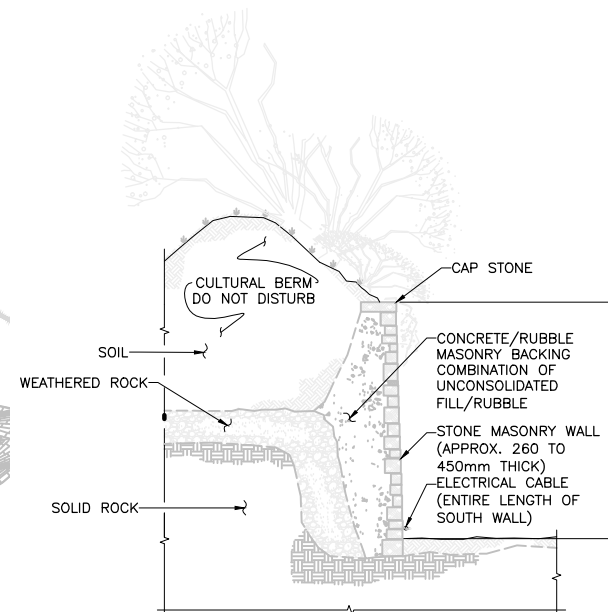
Project No./No. du projet
30023384 Client No./No du Client

Drawing Reference No./Numéro de Référence du Dessin

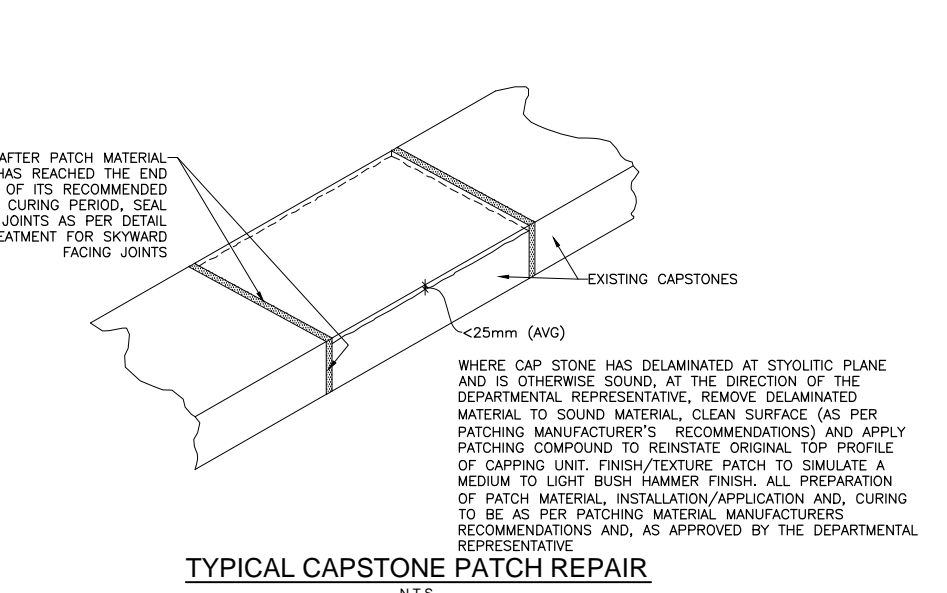
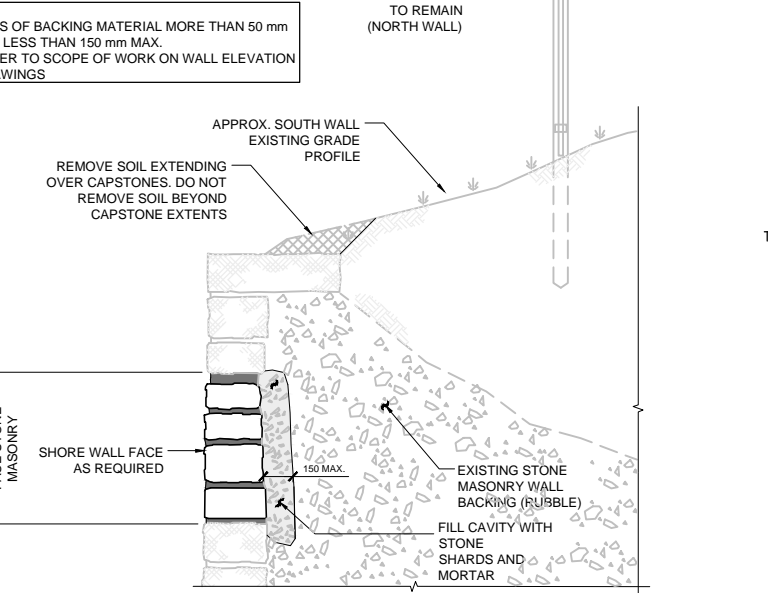
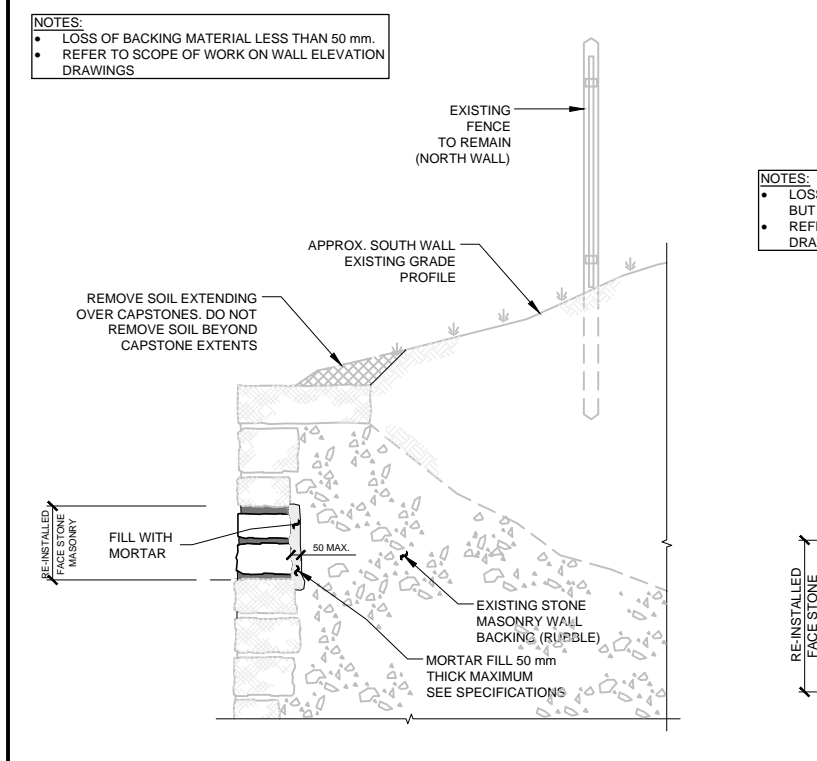
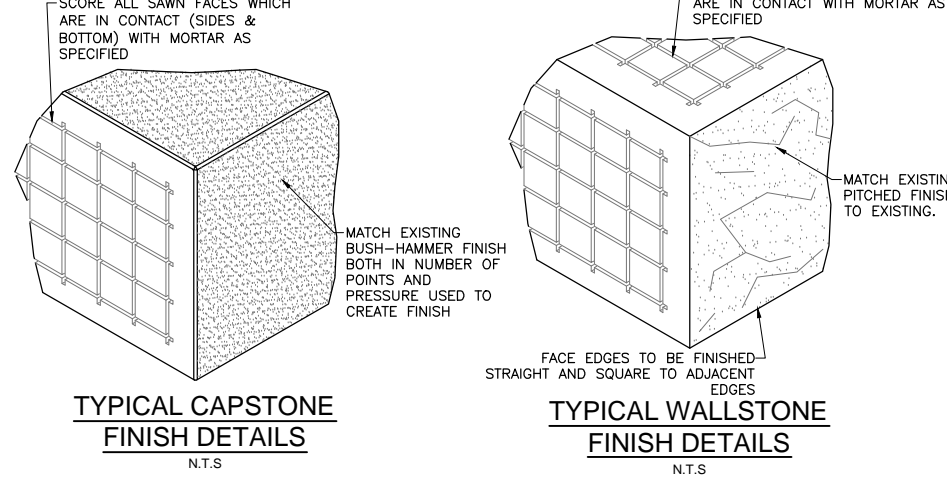
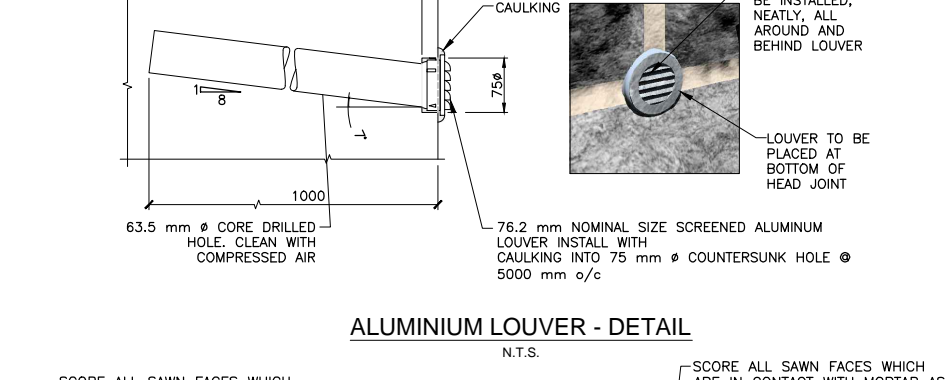
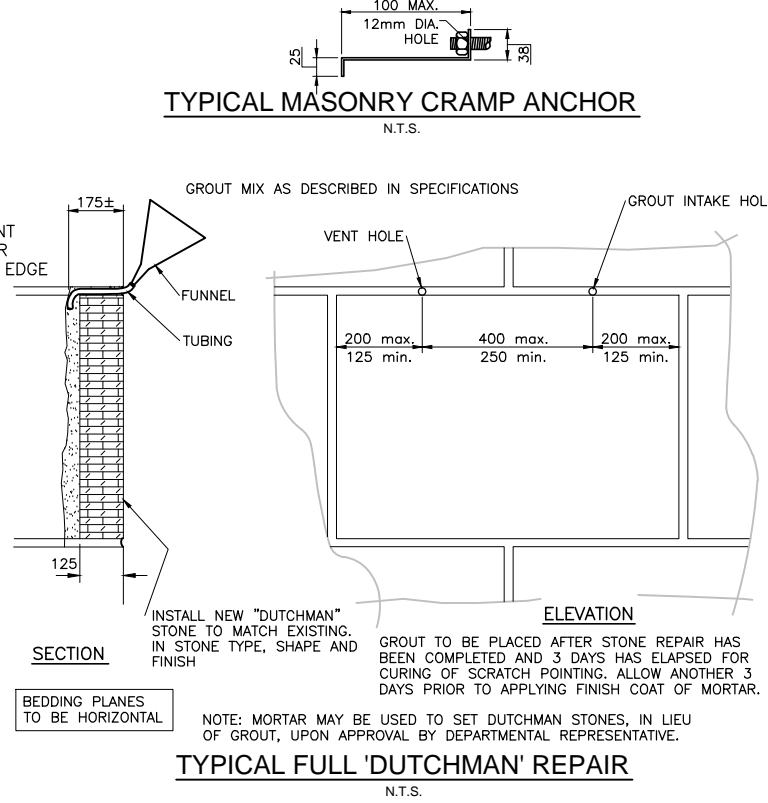
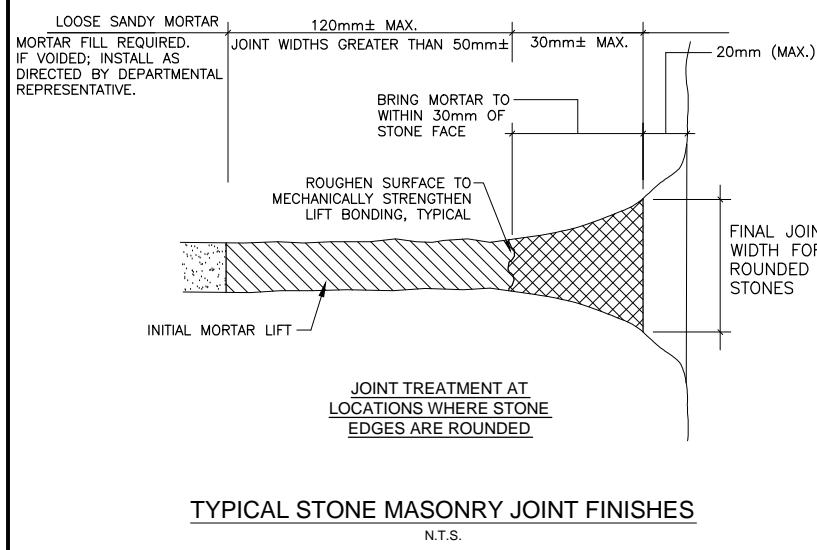
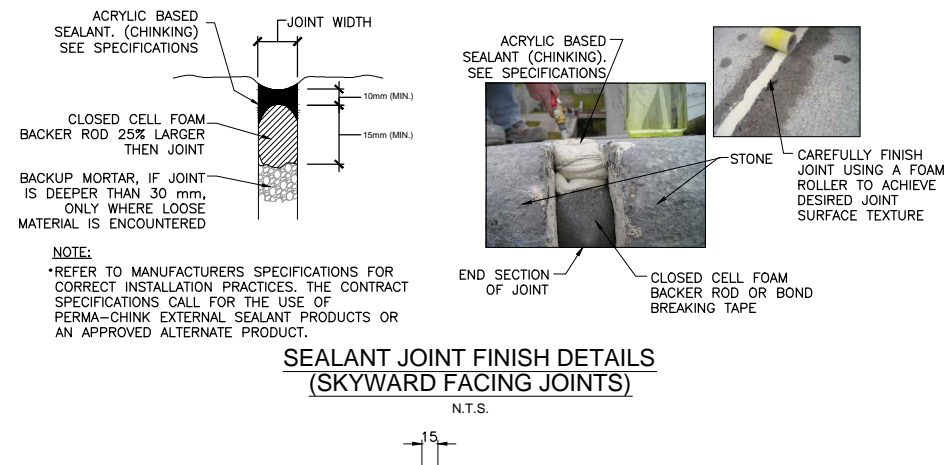
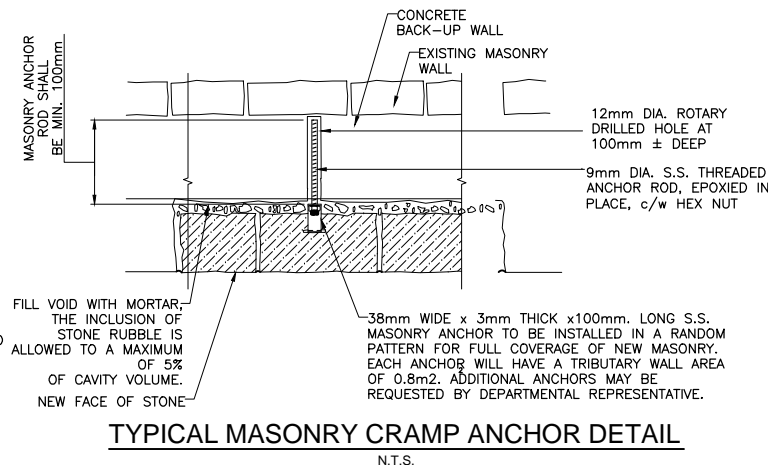
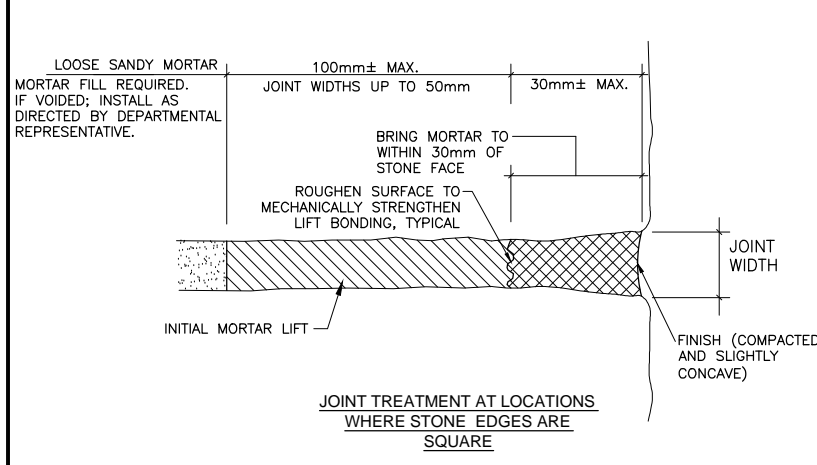
Sheet No./
Feuille No.
S2



**(A) TYPICAL CROSS-SECTION, WBD
SOUTH WALL - EXISTING CONDITION**
1:75



**(B) TYPICAL CROSS-SECTION, WBD
SOUTH WALL - EXISTING CONDITION**
1:75



3	MAR15'	ISSUED FOR TENDER	S.M.E	S.T.R.
2	FEB15'	FOR 99% REVIEW	S.M.E	S.T.R.
1	JAN15'	FOR 66% REVIEW	S.M.E	S.T.R.
No.	Date	Description	Drawn by Dessine par	Approved Approuvé

Revision / Révision	
A	Detail number No. du détail
B	Location dwg. no. No. sur dessin
C	Drawing sheet no. No. du dessin

Client Acceptance / Acceptation du client
Signature _____ Date _____
File No./No. de dossier _____



Project title / Titre du projet
FORT HENRY NATIONAL HISTORIC SITE OF CANADA EAST AND WEST BRANCH DITCH WALL REHABILITATION
KINGSTON ONTARIO

Drawing title / Titre du dessin
MASONRY REPAIR DETAILS

Scale / Échelle NOT TO SCALE	
Drawn by/ Dessiné par S.M.E	Date MARCH 2015
Designed by/ Conçu par S.T.R	Date MARCH 2015
Checked by/ Vérifié par D.A.H	Date MARCH 2015
Approved by / Approuvé par	Date

Project No./No. du projet 30023384	Client No./No du Client	Sheet No./ Feuille No. S3
Drawing Reference No./Numéro de Référence du Dessin		

STATION: 5S TO 6S

AREA: 55.0m²

SCOPE OF WORK

- CHIP AND REPOINT 100% OF MORTAR JOINTS BELOW CAPSTONES.
- REMOVE DETERIORATED STONES (FULL OR DUTCHMAN) AND INSTALL NEW STONES AS DELINEATED AND/OR AS DIRECTED BY THE DEPARTMENTAL REPRESENTATIVE.
- APPLY ACRYLIC SEALANT TO 100% OF SKYWARD FACING JOINTS OF CAPSTONES AND FULL HEIGHT OF VERTICAL (DITCH FACING) JOINTS BETWEEN CAPSTONES.
- REPLACE CAPSTONES AS DELINEATED.

STATION: 6S TO 7S

AREA: 53.2m²

SCOPE OF WORK

- CHIP AND REPOINT 100% OF MORTAR JOINTS BELOW CAPSTONES.
- REMOVE DETERIORATED STONES (FULL OR DUTCHMAN) AND INSTALL NEW STONES AS DELINEATED AND/OR AS DIRECTED BY THE DEPARTMENTAL REPRESENTATIVE.
- APPLY ACRYLIC SEALANT TO 100% OF SKYWARD FACING JOINTS OF CAPSTONES AND FULL HEIGHT OF VERTICAL (DITCH FACING) JOINTS BETWEEN CAPSTONES.
- REPLACE CAPSTONES AS DELINEATED.

STATION: 7S TO 8S

AREA: 49.9m²

SCOPE OF WORK

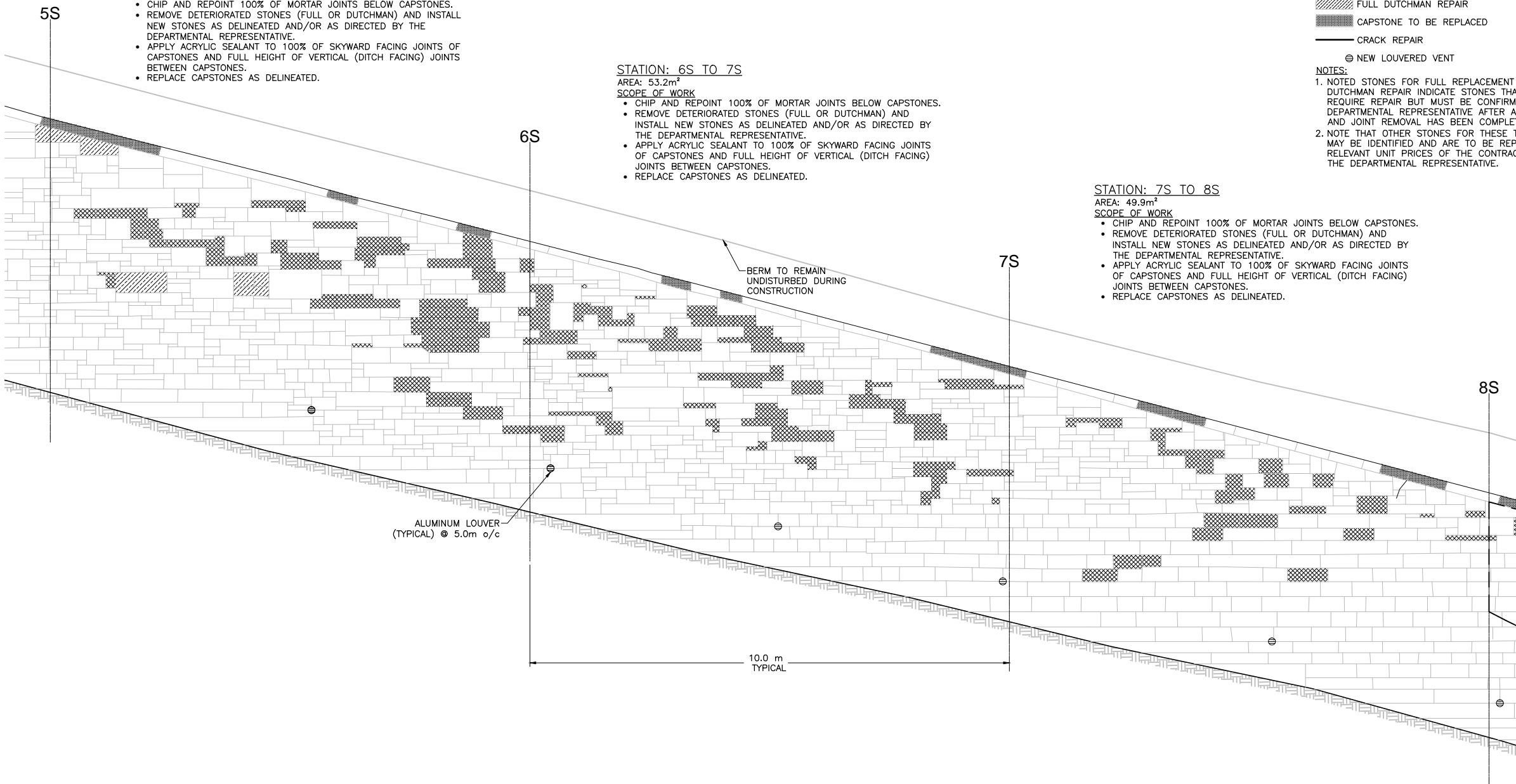
- CHIP AND REPOINT 100% OF MORTAR JOINTS BELOW CAPSTONES.
- REMOVE DETERIORATED STONES (FULL OR DUTCHMAN) AND INSTALL NEW STONES AS DELINEATED AND/OR AS DIRECTED BY THE DEPARTMENTAL REPRESENTATIVE.
- APPLY ACRYLIC SEALANT TO 100% OF SKYWARD FACING JOINTS OF CAPSTONES AND FULL HEIGHT OF VERTICAL (DITCH FACING) JOINTS BETWEEN CAPSTONES.
- REPLACE CAPSTONES AS DELINEATED.

LEGEND

- STONE TO BE REPLACED
- TYPE 2 REBUILD
- FULL DUTCHMAN REPAIR
- CAPSTONE TO BE REPLACED
- CRACK REPAIR
- NEW LOUVERED VENT

NOTES:

1. NOTED STONES FOR FULL REPLACEMENT OR FOR FULL DUTCHMAN REPAIR INDICATE STONES THAT WILL LIKELY REQUIRE REPAIR BUT MUST BE CONFIRMED BY THE DEPARTMENTAL REPRESENTATIVE AFTER ACCESS IS IN PLACE AND JOINT REMOVAL HAS BEEN COMPLETED.
2. NOTE THAT OTHER STONES FOR THESE TYPES OF REPAIRS MAY BE IDENTIFIED AND ARE TO BE REPAIRED AT THE RELEVANT UNIT PRICES OF THE CONTRACT AS DIRECTED BY THE DEPARTMENTAL REPRESENTATIVE.



3	MAR15'	ISSUED FOR TENDER	S.M.E	S.T.R.
2	FEB15'	FOR 99% REVIEW	S.M.E	S.T.R.
1	JAN15'	FOR 66% REVIEW	S.M.E	S.T.R.
No.	Date	Description	Drawn by Dessine par	Approved Approuvé

Revision / Révision



- A Detail number
No. du détail
- B Location dwg. no.
No. sur dessin
- C Drawing sheet no.
No. du dessin



Client Acceptance / Acceptation du client
Signature _____ Date _____
File No./No. de dossier _____



Canada



Project title / Titre du projet

FORT HENRY NATIONAL
HISTORIC SITE OF CANADA
EAST AND WEST BRANCH DITCH
WALL REHABILITATION

KINGSTON

ONTARIO

Drawing title / Titre du dessin

MASONRY WORK
WEST BRANCH DITCH
STA: 5S TO 8S

Scale / Échelle

NOT TO SCALE

Drawn by/ Dessiné par	Date
S.M.E	MARCH 2015
Designed by/ Conçu par	Date
S.T.R	MARCH 2015
Checked by/ Vérifié par	Date
D.A.H	MARCH 2015
Approved by / Approuvé par	Date

Project No./No. du projet	Client No./No du Client	Sheet No./ Feuille No.
30023384		S4

Drawing Reference No./Numéro de Référence du Dessin

S4




PHOTO 01 - STA. 5S to 6S
N.T.S.




PHOTO 02 - STA. 6S to 7S
N.T.S.




PHOTO 03 - STA. 7S to 8S
N.T.S.

STATION: 8S TO 9S

AREA: 51.1m²

SCOPE OF WORK

- CHIP AND REPOINT 100% OF MORTAR JOINTS WITHIN DENOTED AREA. APPROX. 36.4m². ISOLATED CHIP AND REPOINT OF MORTAR JOINTS ALONG BOTTOM HALF OF WALL AS DIRECTED BY THE DEPARTMENTAL REPRESENTATIVE.
- REMOVE DETERIORATED STONES (FULL OR DUTCHMAN) AND INSTALL NEW STONES AS DELINEATED AND/OR AS DIRECTED BY THE DEPARTMENTAL REPRESENTATIVE.
- APPLY ACRYLIC SEALANT TO 100% OF SKYWARD FACING JOINTS OF CAPSTONES AND FULL HEIGHT OF VERTICAL (DITCH FACING) JOINTS BETWEEN CAPSTONES.
- REPLACE CAPSTONES AS DELINEATED.

STATION: 9S TO 10S

AREA: 50.2m²

SCOPE OF WORK

- CHIP AND REPOINT 100% OF MORTAR JOINTS WITHIN DENOTED AREA. APPROX. 8.1m². ISOLATED CHIP AND REPOINT OF MORTAR JOINTS ALONG BOTTOM OF WALL AS DIRECTED BY THE DEPARTMENTAL REPRESENTATIVE.
- REMOVE DETERIORATED STONES (FULL OR DUTCHMAN) AND INSTALL NEW STONES AS DELINEATED AND/OR AS DIRECTED BY THE DEPARTMENTAL REPRESENTATIVE.
- APPLY ACRYLIC SEALANT TO 100% OF SKYWARD FACING JOINTS OF CAPSTONES AND FULL HEIGHT OF VERTICAL (DITCH FACING) JOINTS BETWEEN CAPSTONES.
- COMPLETE "TYPE 2" REPAIR AS DENOTED BELOW. SEE DETAILS DRAWING.
- REPLACE CAPSTONES AS DELINEATED.

STATION: 10S TO 11S

AREA: 49.5m²

SCOPE OF WORK

- ISOLATED CHIP AND REPOINT OF MORTAR JOINTS BELOW AREA DELINEATED TO BE REBUILT AS DIRECTED BY THE DEPARTMENTAL REPRESENTATIVE.
- REMOVE DETERIORATED STONES (FULL OR DUTCHMAN) AND INSTALL NEW STONES AS DELINEATED AND/OR AS DIRECTED BY THE DEPARTMENTAL REPRESENTATIVE.
- APPLY ACRYLIC SEALANT TO 100% OF SKYWARD FACING JOINTS OF CAPSTONES AND FULL HEIGHT OF VERTICAL (DITCH FACING) JOINTS BETWEEN CAPSTONES.
- COMPLETE "TYPE 2" REPAIR AS DENOTED BELOW. SEE DETAILS DRAWING.

LEGEND

- STONE TO BE REPLACED
- TYPE 2 REBUILD
- FULL DUTCHMAN REPAIR
- CAPSTONE TO BE REPLACED
- CRACK REPAIR
- NEW LOUVERED VENT

NOTES:

- NOTED STONES FOR FULL REPLACEMENT OR FOR FULL DUTCHMAN REPAIR INDICATE STONES THAT WILL LIKELY REQUIRE REPAIR BUT MUST BE CONFIRMED BY THE DEPARTMENTAL REPRESENTATIVE AFTER ACCESS IS IN PLACE AND JOINT REMOVAL HAS BEEN COMPLETED.
- NOTE THAT OTHER STONES FOR THESE TYPES OF REPAIRS MAY BE IDENTIFIED AND ARE TO BE REPAIRED AT THE RELEVANT UNIT PRICES OF THE CONTRACT AS DIRECTED BY THE DEPARTMENTAL REPRESENTATIVE.


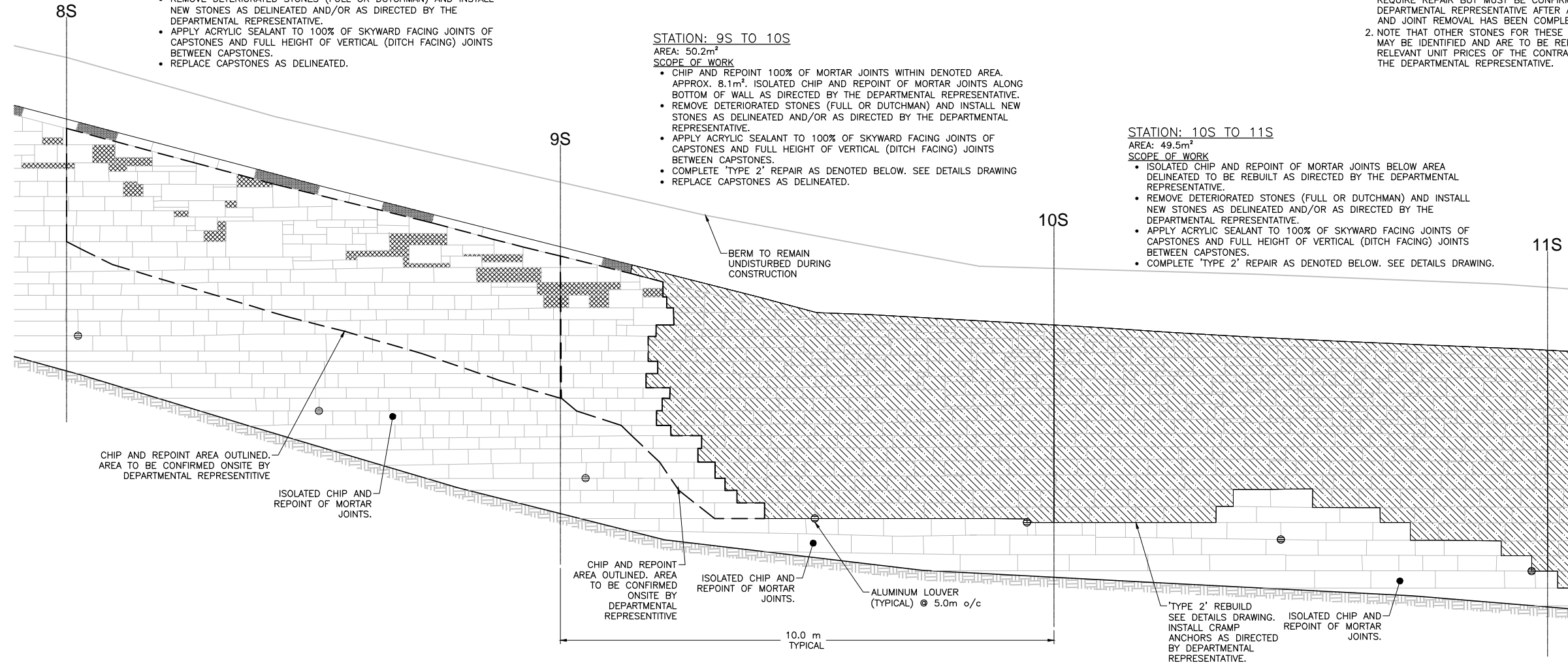



PHOTO 04 - STA. 8S to 9S
N.T.S.



PHOTO 05 - STA. 9S to 10S
N.T.S.



PHOTO 06 - STA. 10S to 11S
N.T.S.



3	MAR15'	ISSUED FOR TENDER	S.M.E	S.T.R.
2	FEB15'	FOR 99% REVIEW	S.M.E	S.T.R.
1	JAN15'	FOR 66% REVIEW	S.M.E	S.T.R.
No.	Date	Description	Drawn by Dessiné par	Approved Approuvé

Revision / Révision	
A	Detail number No. du détail
B	Location dwg. no. No. sur dessin
C	Drawing sheet no. No. du dessin

Client Acceptance / Acceptation du client
Signature _____ Date _____
File No./No. de dossier _____



Canada



Project title / Titre du projet

FORT HENRY NATIONAL
HISTORIC SITE OF CANADA
EAST AND WEST BRANCH DITCH
WALL REHABILITATION

KINGSTON ONTARIO

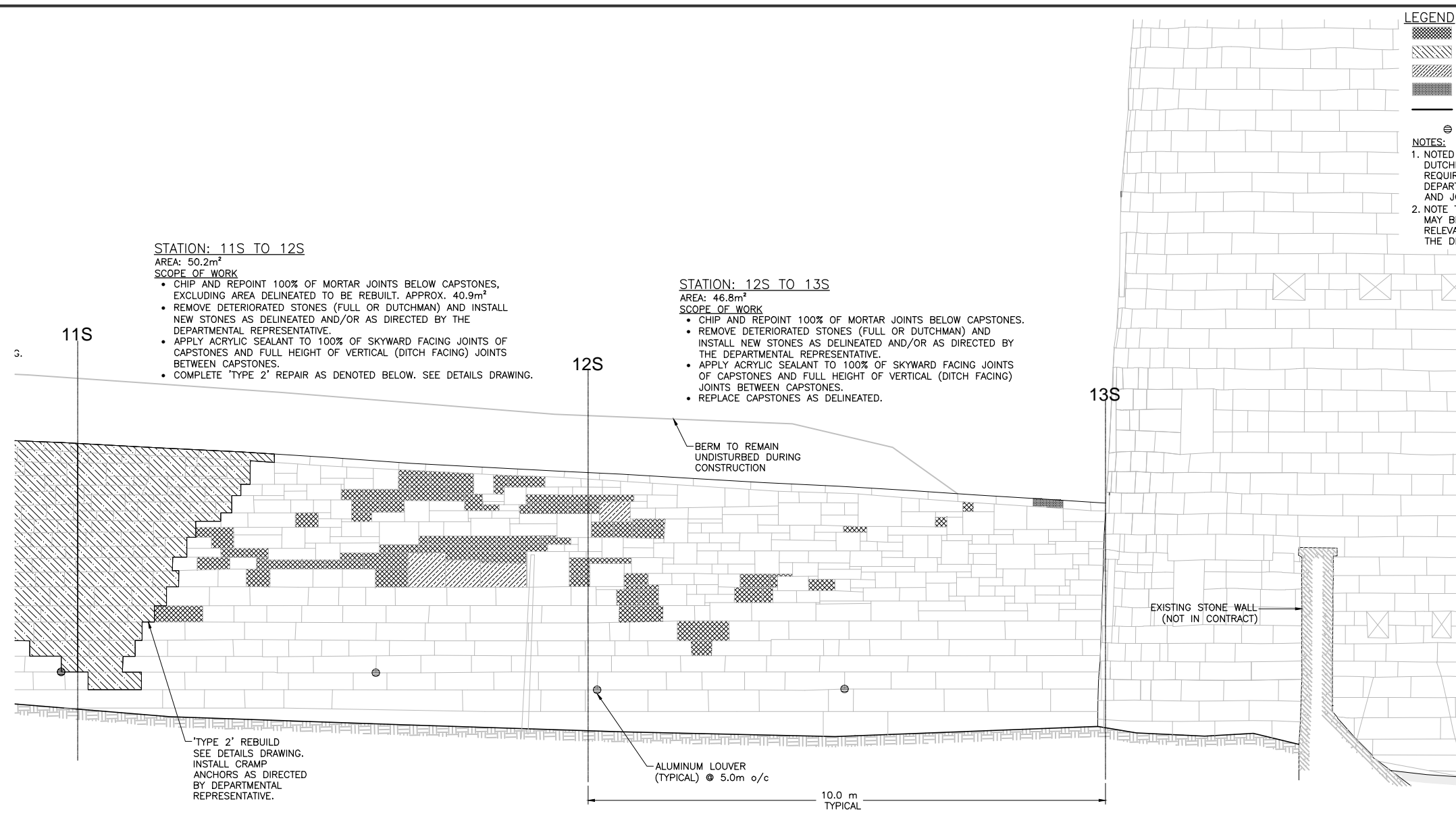
Drawing title / Titre du dessin

MASONRY WORK
WEST BRANCH DITCH
STA: 8S TO 11S

Scale / Échelle
NOT TO SCALE

Drawn by/ Dessiné par	Date
S.M.E	MARCH 2015
Designed by/ Conçu par	Date
S.T.R	MARCH 2015
Checked by/ Vérifié par	Date
D.A.H	MARCH 2015
Approved by / Approuvé par	Date

Project No./No. du projet 30023384	Client No./No du Client	Sheet No./ Feuille No. S5
Drawing Reference No./Numéro de Référence du Dessin		



- LEGEND**
- STONE TO BE REPLACED
 - TYPE 2 REBUILD
 - FULL DUTCHMAN REPAIR
 - CAPSTONE TO BE REPLACED
 - CRACK REPAIR
 - NEW LOUVERED VENT

- NOTES:**
1. NOTED STONES FOR FULL REPLACEMENT OR FOR FULL DUTCHMAN REPAIR INDICATE STONES THAT WILL LIKELY REQUIRE REPAIR BUT MUST BE CONFIRMED BY THE DEPARTMENTAL REPRESENTATIVE AFTER ACCESS IS IN PLACE AND JOINT REMOVAL HAS BEEN COMPLETED.
 2. NOTE THAT OTHER STONES FOR THESE TYPES OF REPAIRS MAY BE IDENTIFIED AND ARE TO BE REPAIRED AT THE RELEVANT UNIT PRICES OF THE CONTRACT AS DIRECTED BY THE DEPARTMENTAL REPRESENTATIVE.

STATION: 11S TO 12S
 AREA: 50.2m²

SCOPE OF WORK

- CHIP AND REPOINT 100% OF MORTAR JOINTS BELOW CAPSTONES, EXCLUDING AREA DELINEATED TO BE REBUILT. APPROX. 40.9m²
- REMOVE DETERIORATED STONES (FULL OR DUTCHMAN) AND INSTALL NEW STONES AS DELINEATED AND/OR AS DIRECTED BY THE DEPARTMENTAL REPRESENTATIVE.
- APPLY ACRYLIC SEALANT TO 100% OF SKYWARD FACING JOINTS OF CAPSTONES AND FULL HEIGHT OF VERTICAL (DITCH FACING) JOINTS BETWEEN CAPSTONES.
- COMPLETE 'TYPE 2' REPAIR AS DENOTED BELOW. SEE DETAILS DRAWING.

STATION: 12S TO 13S
 AREA: 46.8m²

SCOPE OF WORK

- CHIP AND REPOINT 100% OF MORTAR JOINTS BELOW CAPSTONES.
- REMOVE DETERIORATED STONES (FULL OR DUTCHMAN) AND INSTALL NEW STONES AS DELINEATED AND/OR AS DIRECTED BY THE DEPARTMENTAL REPRESENTATIVE.
- APPLY ACRYLIC SEALANT TO 100% OF SKYWARD FACING JOINTS OF CAPSTONES AND FULL HEIGHT OF VERTICAL (DITCH FACING) JOINTS BETWEEN CAPSTONES.
- REPLACE CAPSTONES AS DELINEATED.

'TYPE 2' REBUILD
 SEE DETAILS DRAWING.
 INSTALL CRAMP ANCHORS AS DIRECTED BY DEPARTMENTAL REPRESENTATIVE.

ALUMINUM LOUVER
 (TYPICAL) @ 5.0m o/c

10.0 m
 TYPICAL



PHOTO 07 - STA. 11S to 12S
 N.T.S.




PHOTO 08 - STA. 12S to 13S
 N.T.S.




3	MAR15'	ISSUED FOR TENDER	S.M.E	S.T.R.
2	FEB15'	FOR 99% REVIEW	S.M.E	S.T.R.
1	JAN15'	FOR 66% REVIEW	S.M.E	S.T.R.
No.	Date	Description	Drawn by Dessine par	Approved Approuvé
Revision / Révision				
A	A Detail number No. du détail			A
B	B Location dwg. no. No. sur dessin			B
C	C Drawing sheet no. No. du dessin			C
Client Acceptance / Acceptation du client				
Signature		Date		
File No./No. de dossier				


Parks Canada
Parcs Canada






Project title / Titre du projet

**FORT HENRY NATIONAL
 HISTORIC SITE OF CANADA
 EAST AND WEST BRANCH DITCH
 WALL REHABILITATION**

KINGSTON **ONTARIO**

Drawing title / Titre du dessin

**MASONRY WORK
 WEST BRANCH DITCH
 STA: 11S TO 13S**

Scale / Échelle
 NOT TO SCALE

Drawn by/ Dessiné par	Date
S.M.E	MARCH 2015
Designed by/ Conçu par	Date
S.T.R	MARCH 2015
Checked by/ Vérifié par	Date
D.A.H	MARCH 2015
Approved by / Approuvé par	Date

Project No./No. du projet 30023384	Client No./No du Client	Sheet No./ Feuille No.
Drawing Reference No./Numéro de Référence du Dessin		S6

STATION: 0N TO 1N

AREA: 35.1m²

SCOPE OF WORK

- CHIP AND REPOINT 100% OF MORTAR JOINTS BELOW CAPSTONES.
- REMOVE DETERIORATED STONES (FULL OR DUTCHMAN) AND INSTALL NEW STONES AS DELINEATED AND/OR AS DIRECTED BY THE DEPARTMENTAL REPRESENTATIVE.
- INSTALL ACRYLIC SEALANT IN JOINTS NOT PREVIOUSLY DONE OR WHERE SEALANT, THAT WAS APPLIED, HAS FAILED AS SHOWN OR AS DIRECTED BY DEPARTMENTAL REPRESENTATIVE.
- INSTALL 75mm LOUVERED VENTS AS SHOWN AND INSTALL 25mm LOUVERED VENTS AT VARIOUS LOCATIONS AS DIRECTED BY DEPARTMENTAL REPRESENTATIVE.

STATION: 1N TO 2N

AREA: 42.5m²

SCOPE OF WORK

- CHIP AND REPOINT 100% OF MORTAR JOINTS BELOW CAPSTONES.
- REMOVE DETERIORATED STONES (FULL OR DUTCHMAN) AND INSTALL NEW STONES AS DELINEATED AND/OR AS DIRECTED BY THE DEPARTMENTAL REPRESENTATIVE.
- REPAIR CAPSTONES AS SHOWN.
- INSTALL ACRYLIC SEALANT IN JOINTS NOT PREVIOUSLY DONE OR WHERE SEALANT, THAT WAS APPLIED, HAS FAILED AS SHOWN OR AS DIRECTED BY DEPARTMENTAL REPRESENTATIVE.
- INSTALL 75mm LOUVERED VENTS AS SHOWN AND INSTALL 25mm LOUVERED VENTS AT VARIOUS LOCATIONS AS DIRECTED BY DEPARTMENTAL REPRESENTATIVE.

LEGEND

- STONE TO BE REPLACED
- TYPE 2 REBUILD
- FULL DUTCHMAN REPAIR
- CAPSTONE TO BE REPLACED
- CRACK REPAIR
- NEW LOUVERED VENT

NOTES:

1. NOTED STONES FOR FULL REPLACEMENT OR FOR FULL DUTCHMAN REPAIR INDICATE STONES THAT WILL LIKELY REQUIRE REPAIR BUT MUST BE CONFIRMED BY THE DEPARTMENTAL REPRESENTATIVE AFTER ACCESS IS IN PLACE AND JOINT REMOVAL HAS BEEN COMPLETED.
2. NOTE THAT OTHER STONES FOR THESE TYPES OF REPAIRS MAY BE IDENTIFIED AND ARE TO BE REPAIRED AT THE RELEVANT UNIT PRICES OF THE CONTRACT AS DIRECTED BY THE DEPARTMENTAL REPRESENTATIVE.

STATION: 2N TO 3N

AREA: 39.5m²

SCOPE OF WORK

- CHIP AND REPOINT 100% OF MORTAR JOINTS, EXCLUDING PREVIOUSLY REPAIRED AREA. APPROX. 1.70m²
- REMOVE DETERIORATED STONES (FULL OR DUTCHMAN) AND INSTALL NEW STONES AS DELINEATED AND/OR AS DIRECTED BY THE DEPARTMENTAL REPRESENTATIVE.
- REPAIR CAPSTONES AS SHOWN.
- INSTALL ACRYLIC SEALANT IN JOINTS NOT PREVIOUSLY DONE OR WHERE SEALANT, THAT WAS APPLIED, HAS FAILED AS SHOWN OR AS DIRECTED BY DEPARTMENTAL REPRESENTATIVE.
- INSTALL 75mm LOUVERED VENTS AS SHOWN AND INSTALL 25mm LOUVERED VENTS AT VARIOUS LOCATIONS AS DIRECTED BY DEPARTMENTAL REPRESENTATIVE.

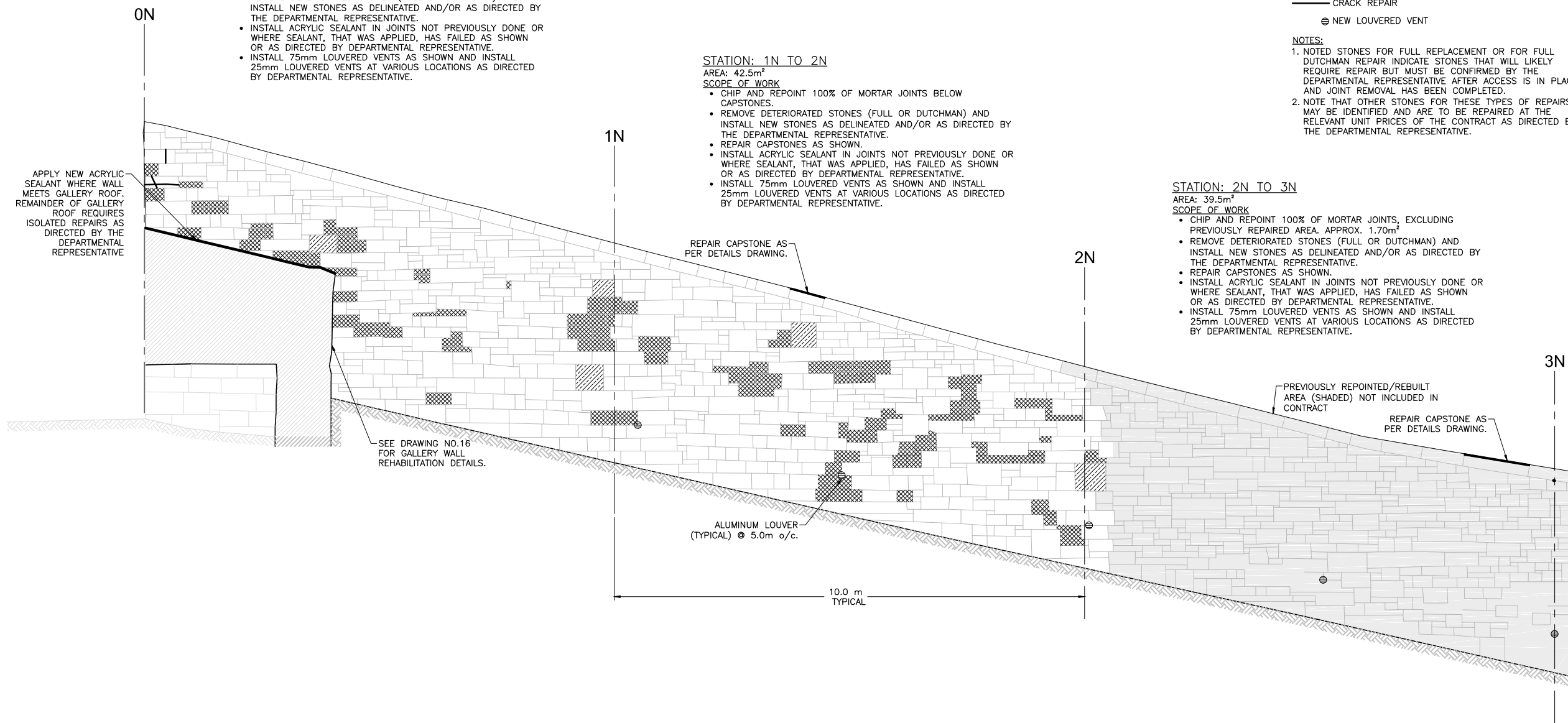


PHOTO 09 - STA. 0N to 1N
N.T.S.



PHOTO 10 - STA. 1N to 2N
N.T.S.



PHOTO 11 - STA. 2N to 3N
N.T.S.



3	MAR15'	ISSUED FOR TENDER	S.M.E	S.T.R.
2	FEB15'	FOR 99% REVIEW	S.M.E	S.T.R.
1	JAN15'	FOR 66% REVIEW	S.M.E	S.T.R.
No.	Date	Description	Drawn by Dessine par	Approved Approuvé

Revision / Révision	
A	Detail number No. du détail
B	Location dwg. no. No. sur dessin
C	Drawing sheet no. No. du dessin

Client Acceptance / Acceptation du client
Signature _____ Date _____
File No./No. de dossier _____



Project title / Titre du projet

FORT HENRY NATIONAL
HISTORIC SITE OF CANADA
EAST AND WEST BRANCH DITCH
WALL REHABILITATION

KINGSTON ONTARIO

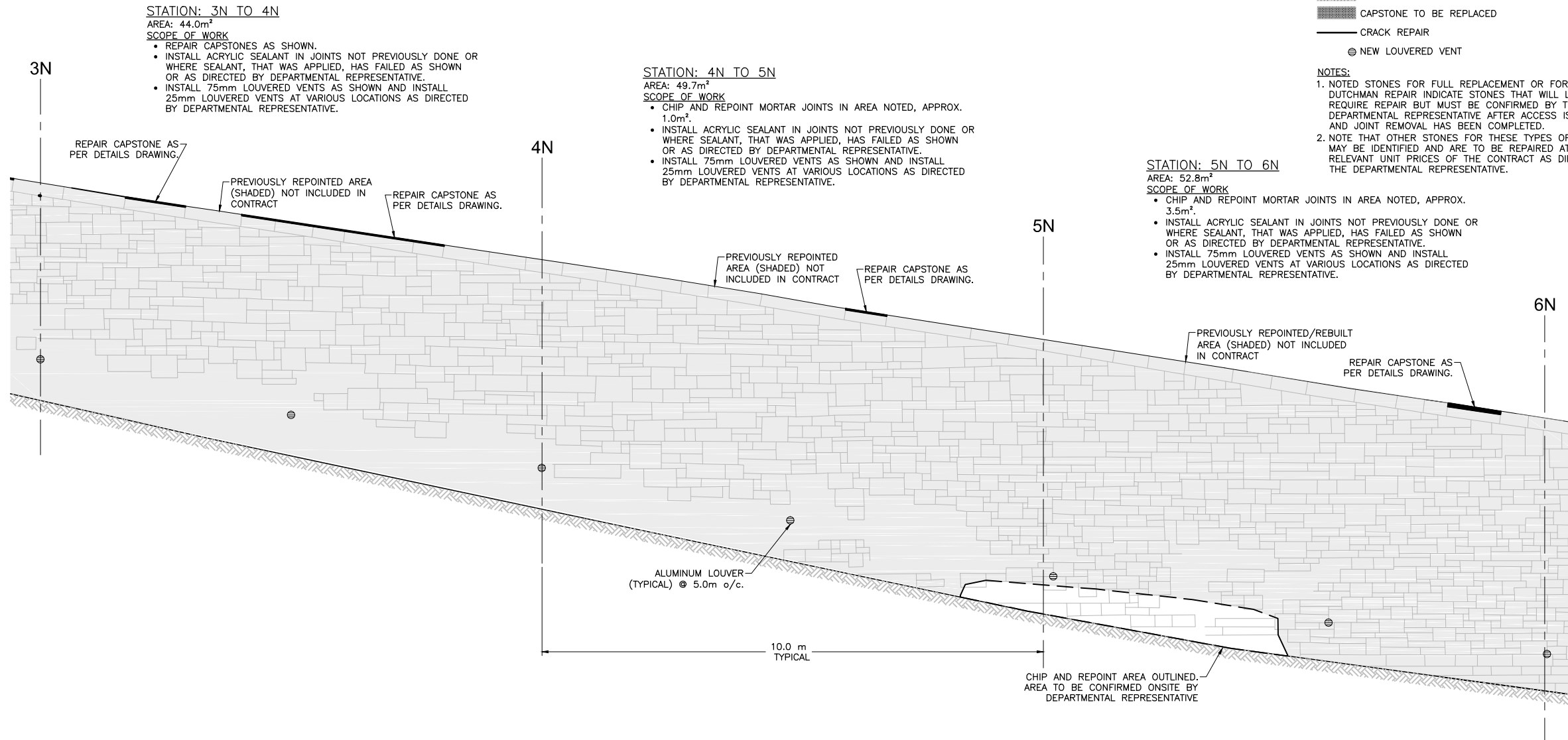
Drawing title / Titre du dessin

MASONRY WORK
EAST BRANCH DITCH
NORTH WALL—STA: 0N TO 3N

Scale / Échelle
NOT TO SCALE

Drawn by/ Dessiné par	Date
S.M.E	MARCH 2015
Designed by/ Conçu par	Date
S.T.R	MARCH 2015
Checked by/ Vérifié par	Date
D.A.H	MARCH 2015
Approved by / Approuvé par	Date

Project No./No. du projet 30023384	Client No./No du Client	Sheet No./ Feuille No. S7
Drawing Reference No./Numéro de Référence du Dessin		



STATION: 3N TO 4N
 AREA: 44.0m²
SCOPE OF WORK

- REPAIR CAPSTONES AS SHOWN.
- INSTALL ACRYLIC SEALANT IN JOINTS NOT PREVIOUSLY DONE OR WHERE SEALANT, THAT WAS APPLIED, HAS FAILED AS SHOWN OR AS DIRECTED BY DEPARTMENTAL REPRESENTATIVE.
- INSTALL 75mm LOUVERED VENTS AS SHOWN AND INSTALL 25mm LOUVERED VENTS AT VARIOUS LOCATIONS AS DIRECTED BY DEPARTMENTAL REPRESENTATIVE.

STATION: 4N TO 5N
 AREA: 49.7m²
SCOPE OF WORK

- CHIP AND REPOINT MORTAR JOINTS IN AREA NOTED, APPROX. 1.0m².
- INSTALL ACRYLIC SEALANT IN JOINTS NOT PREVIOUSLY DONE OR WHERE SEALANT, THAT WAS APPLIED, HAS FAILED AS SHOWN OR AS DIRECTED BY DEPARTMENTAL REPRESENTATIVE.
- INSTALL 75mm LOUVERED VENTS AS SHOWN AND INSTALL 25mm LOUVERED VENTS AT VARIOUS LOCATIONS AS DIRECTED BY DEPARTMENTAL REPRESENTATIVE.


STATION: 5N TO 6N
 AREA: 52.8m²
SCOPE OF WORK

- CHIP AND REPOINT MORTAR JOINTS IN AREA NOTED, APPROX. 3.5m².
- INSTALL ACRYLIC SEALANT IN JOINTS NOT PREVIOUSLY DONE OR WHERE SEALANT, THAT WAS APPLIED, HAS FAILED AS SHOWN OR AS DIRECTED BY DEPARTMENTAL REPRESENTATIVE.
- INSTALL 75mm LOUVERED VENTS AS SHOWN AND INSTALL 25mm LOUVERED VENTS AT VARIOUS LOCATIONS AS DIRECTED BY DEPARTMENTAL REPRESENTATIVE.

- LEGEND**
- STONE TO BE REPLACED
 - TYPE 2 REBUILD
 - FULL DUTCHMAN REPAIR
 - CAPSTONE TO BE REPLACED
 - CRACK REPAIR
 - NEW LOUVERED VENT

NOTES:

- NOTED STONES FOR FULL REPLACEMENT OR FOR FULL DUTCHMAN REPAIR INDICATE STONES THAT WILL LIKELY REQUIRE REPAIR BUT MUST BE CONFIRMED BY THE DEPARTMENTAL REPRESENTATIVE AFTER ACCESS IS IN PLACE AND JOINT REMOVAL HAS BEEN COMPLETED.
- NOTE THAT OTHER STONES FOR THESE TYPES OF REPAIRS MAY BE IDENTIFIED AND ARE TO BE REPAIRED AT THE RELEVANT UNIT PRICES OF THE CONTRACT AS DIRECTED BY THE DEPARTMENTAL REPRESENTATIVE.



3	MAR15'	ISSUED FOR TENDER	S.M.E	S.T.R.
2	FEB15'	FOR 99% REVIEW	S.M.E	S.T.R.
1	JAN15'	FOR 66% REVIEW	S.M.E	S.T.R.
No.	Date	Description	Drawn by Dessine par	Approved Approuvé

Revision / Révision

A	Detail number No. du détail	A
B	Location dwg. no. No. sur dessin	B C
C	Drawing sheet no. No. du dessin	

Client Acceptance / Acceptation du client
 Signature _____ Date _____
 File No./No. de dossier _____



Project title / Titre du projet
FORT HENRY NATIONAL HISTORIC SITE OF CANADA EAST AND WEST BRANCH DITCH WALL REHABILITATION
 KINGSTON ONTARIO

Drawing title / Titre du dessin
MASONRY WORK EAST BRANCH DITCH NORTH WALL—STA: 3N TO 6N

Scale / Échelle
 NOT TO SCALE

Drawn by/ Dessiné par	Date
S.M.E	MARCH 2015
Designed by/ Conçu par	Date
S.T.R	MARCH 2015
Checked by/ Vérifié par	Date
D.A.H	MARCH 2015
Approved by / Approuvé par	Date

Project No./No. du projet 30023384	Client No./No du Client	Sheet No./ Feuille No. S8
Drawing Reference No./Numéro de Référence du Dessin		



PHOTO 12 - STA. 3N to 4N
 N.T.S.



PHOTO 13 - STA. 4N to 5N
 N.T.S.



PHOTO 14 - STA. 5N to 6N
 N.T.S.

STATION: 6N TO 7N

AREA: 50.4m²

SCOPE OF WORK

- CHIP AND REPOINT MORTAR JOINTS AS NOTED, APPROX. 20.5m²
- REMOVE DETERIORATED STONES (FULL OR DUTCHMAN) AND INSTALL NEW STONES AS DELINEATED AND/OR AS DIRECTED BY THE DEPARTMENTAL REPRESENTATIVE.
- REPAIR CAPSTONES AS SHOWN.
- INSTALL ACRYLIC SEALANT IN JOINTS NOT PREVIOUSLY DONE OR WHERE SEALANT, THAT WAS APPLIED, HAS FAILED AS SHOWN OR AS DIRECTED BY DEPARTMENTAL REPRESENTATIVE.
- INSTALL 75mm LOUVERED VENTS AS SHOWN AND INSTALL 25mm LOUVERED VENTS AT VARIOUS LOCATIONS AS DIRECTED BY DEPARTMENTAL REPRESENTATIVE.

STATION: 7N TO 8N

AREA: 47.3m²

SCOPE OF WORK

- CHIP AND REPOINT 100% OF MORTAR JOINTS BELOW CAPSTONES.
- REMOVE DETERIORATED STONES (FULL OR DUTCHMAN) AND INSTALL NEW STONES AS DELINEATED AND/OR AS DIRECTED BY THE DEPARTMENTAL REPRESENTATIVE.
- REPAIR CAPSTONES AS SHOWN.
- INSTALL ACRYLIC SEALANT IN JOINTS NOT PREVIOUSLY DONE OR WHERE SEALANT, THAT WAS APPLIED, HAS FAILED AS SHOWN OR AS DIRECTED BY DEPARTMENTAL REPRESENTATIVE.
- INSTALL 75mm LOUVERED VENTS AS SHOWN AND INSTALL 25mm LOUVERED VENTS AT VARIOUS LOCATIONS AS DIRECTED BY DEPARTMENTAL REPRESENTATIVE.

STATION: 8N TO 9N

AREA: 45.0m²

SCOPE OF WORK

- CHIP AND REPOINT 100% OF MORTAR JOINTS BELOW CAPSTONES.
- REMOVE DETERIORATED STONES (FULL OR DUTCHMAN) AND INSTALL NEW STONES AS DELINEATED AND/OR AS DIRECTED BY THE DEPARTMENTAL REPRESENTATIVE.
- REPAIR CAPSTONES AS SHOWN.
- INSTALL ACRYLIC SEALANT IN JOINTS NOT PREVIOUSLY DONE OR WHERE SEALANT, THAT WAS APPLIED, HAS FAILED AS SHOWN OR AS DIRECTED BY DEPARTMENTAL REPRESENTATIVE.
- INSTALL 75mm LOUVERED VENTS AS SHOWN AND INSTALL 25mm LOUVERED VENTS AT VARIOUS LOCATIONS AS DIRECTED BY DEPARTMENTAL REPRESENTATIVE.

LEGEND

- STONE TO BE REPLACED
- TYPE 2 REBUILD
- FULL DUTCHMAN REPAIR
- CAPSTONE TO BE REPLACED
- CRACK REPAIR
- NEW LOUVERED VENT

NOTES:

1. NOTED STONES FOR FULL REPLACEMENT OR FOR FULL DUTCHMAN REPAIR INDICATE STONES THAT WILL LIKELY REQUIRE REPAIR BUT MUST BE CONFIRMED BY THE DEPARTMENTAL REPRESENTATIVE AFTER ACCESS IS IN PLACE AND JOINT REMOVAL HAS BEEN COMPLETED.
2. NOTE THAT OTHER STONES FOR THESE TYPES OF REPAIRS MAY BE IDENTIFIED AND ARE TO BE REPAIRED AT THE RELEVANT UNIT PRICES OF THE CONTRACT AS DIRECTED BY THE DEPARTMENTAL REPRESENTATIVE.

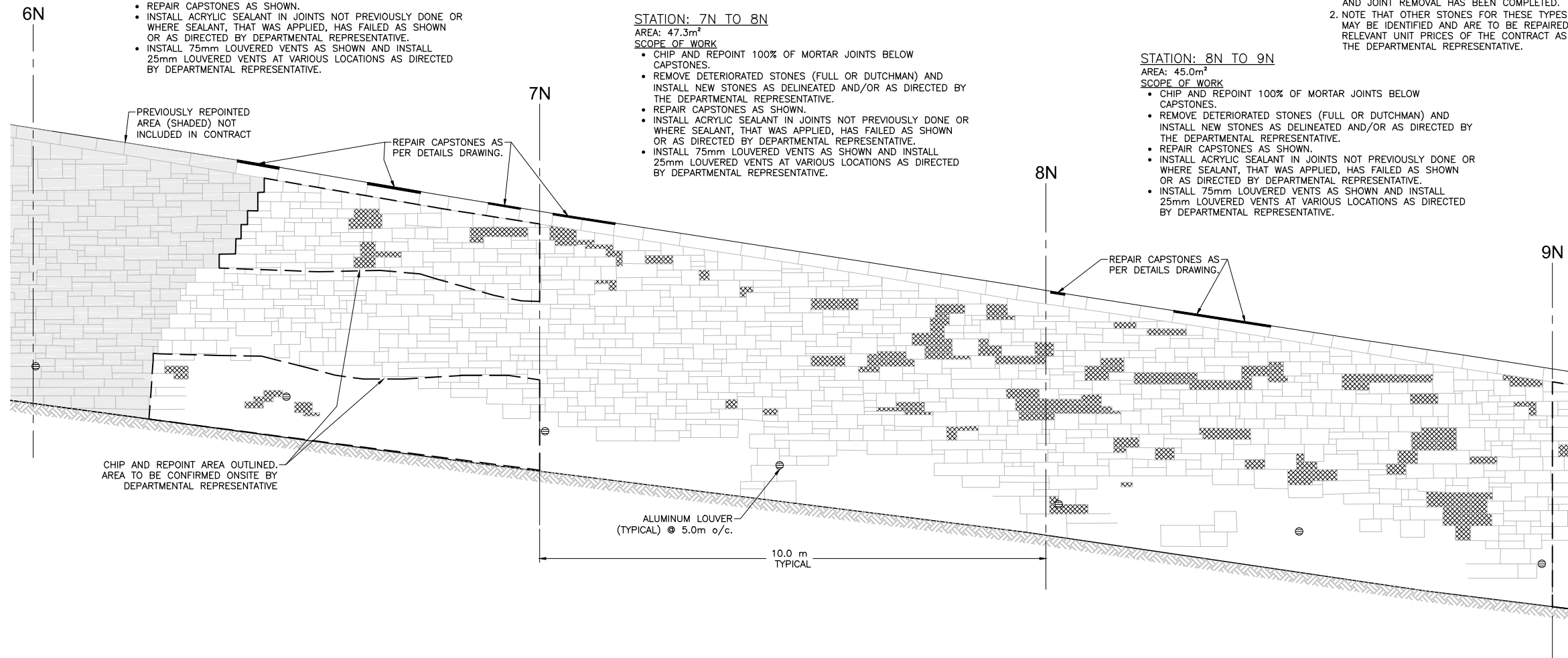


PHOTO 15 - STA. 6N to 7N
N.T.S.



PHOTO 16 - STA. 7N to 8N
N.T.S.



PHOTO 17 - STA. 8N to 9N
N.T.S.



3	MAR15'	ISSUED FOR TENDER	S.M.E	S.T.R.
2	FEB15'	FOR 99% REVIEW	S.M.E	S.T.R.
1	JAN15'	FOR 66% REVIEW	S.M.E	S.T.R.
No.	Date	Description	Drawn by Dessiné par	Approved Approuvé

Revision / Révision



A Detail number
No. du détail
B Location dwg. no.
No. sur dessin
C Drawing sheet no.
No. du dessin



Client Acceptance / Acceptation du client
Signature _____ Date _____
File No./No. de dossier _____



Canada



Project title / Titre du projet

FORT HENRY NATIONAL
HISTORIC SITE OF CANADA
EAST AND WEST BRANCH DITCH
WALL REHABILITATION

KINGSTON ONTARIO

Drawing title / Titre du dessin

MASONRY WORK
EAST BRANCH DITCH
NORTH WALL-STA: 6N TO 9N

Scale / Échelle

NOT TO SCALE

Drawn by/ Dessiné par	Date
S.M.E	MARCH 2015
Designed by/ Conçu par	Date
S.T.R	MARCH 2015
Checked by/ Vérifié par	Date
D.A.H	MARCH 2015
Approved by / Approuvé par	Date

Project No./No. du projet 30023384	Client No./No du Client	Sheet No./ Feuille No. S9
Drawing Reference No./Numéro de Référence du Dessin		

- LEGEND**
- STONE TO BE REPLACED
 - TYPE 2 REBUILD
 - FULL DUTCHMAN REPAIR
 - CAPSTONE TO BE REPLACED
 - CRACK REPAIR
 - NEW LOUVERED VENT

- NOTES:**
- NOTED STONES FOR FULL REPLACEMENT OR FOR FULL DUTCHMAN REPAIR INDICATE STONES THAT WILL LIKELY REQUIRE REPAIR BUT MUST BE CONFIRMED BY THE DEPARTMENTAL REPRESENTATIVE AFTER ACCESS IS IN PLACE AND JOINT REMOVAL HAS BEEN COMPLETED.
 - NOTE THAT OTHER STONES FOR THESE TYPES OF REPAIRS MAY BE IDENTIFIED AND ARE TO BE REPAIRED AT THE RELEVANT UNIT PRICES OF THE CONTRACT AS DIRECTED BY THE DEPARTMENTAL REPRESENTATIVE.

STATION: 9N TO 10N
 AREA: 42.8m²
SCOPE OF WORK

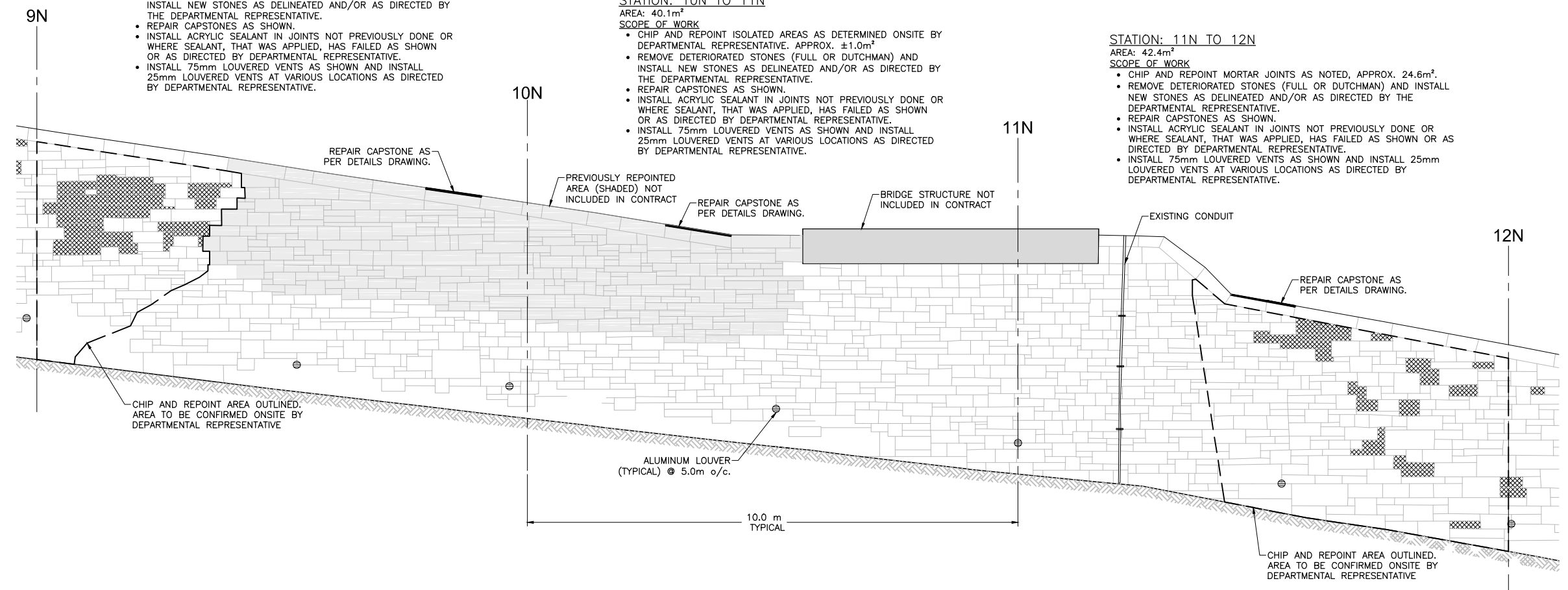
- CHIP AND REPOINT MORTAR JOINTS AS NOTED, APPROX. 12.6m²
- REMOVE DETERIORATED STONES (FULL OR DUTCHMAN) AND INSTALL NEW STONES AS DELINEATED AND/OR AS DIRECTED BY THE DEPARTMENTAL REPRESENTATIVE.
- REPAIR CAPSTONES AS SHOWN.
- INSTALL ACRYLIC SEALANT IN JOINTS NOT PREVIOUSLY DONE OR WHERE SEALANT, THAT WAS APPLIED, HAS FAILED AS SHOWN OR AS DIRECTED BY DEPARTMENTAL REPRESENTATIVE.
- INSTALL 75mm LOUVERED VENTS AS SHOWN AND INSTALL 25mm LOUVERED VENTS AT VARIOUS LOCATIONS AS DIRECTED BY DEPARTMENTAL REPRESENTATIVE.

STATION: 10N TO 11N
 AREA: 40.1m²
SCOPE OF WORK

- CHIP AND REPOINT ISOLATED AREAS AS DETERMINED ONSITE BY DEPARTMENTAL REPRESENTATIVE. APPROX. ±1.0m²
- REMOVE DETERIORATED STONES (FULL OR DUTCHMAN) AND INSTALL NEW STONES AS DELINEATED AND/OR AS DIRECTED BY THE DEPARTMENTAL REPRESENTATIVE.
- REPAIR CAPSTONES AS SHOWN.
- INSTALL ACRYLIC SEALANT IN JOINTS NOT PREVIOUSLY DONE OR WHERE SEALANT, THAT WAS APPLIED, HAS FAILED AS SHOWN OR AS DIRECTED BY DEPARTMENTAL REPRESENTATIVE.
- INSTALL 75mm LOUVERED VENTS AS SHOWN AND INSTALL 25mm LOUVERED VENTS AT VARIOUS LOCATIONS AS DIRECTED BY DEPARTMENTAL REPRESENTATIVE.

STATION: 11N TO 12N
 AREA: 42.4m²
SCOPE OF WORK

- CHIP AND REPOINT MORTAR JOINTS AS NOTED, APPROX. 24.6m².
- REMOVE DETERIORATED STONES (FULL OR DUTCHMAN) AND INSTALL NEW STONES AS DELINEATED AND/OR AS DIRECTED BY THE DEPARTMENTAL REPRESENTATIVE.
- REPAIR CAPSTONES AS SHOWN.
- INSTALL ACRYLIC SEALANT IN JOINTS NOT PREVIOUSLY DONE OR WHERE SEALANT, THAT WAS APPLIED, HAS FAILED AS SHOWN OR AS DIRECTED BY DEPARTMENTAL REPRESENTATIVE.
- INSTALL 75mm LOUVERED VENTS AS SHOWN AND INSTALL 25mm LOUVERED VENTS AT VARIOUS LOCATIONS AS DIRECTED BY DEPARTMENTAL REPRESENTATIVE.



3	MAR15'	ISSUED FOR TENDER	S.M.E	S.T.R.
2	FEB15'	FOR 99% REVIEW	S.M.E	S.T.R.
1	JAN15'	FOR 66% REVIEW	S.M.E	S.T.R.
No.	Date	Description	Drawn by Dessine par	Approved Approuvé

Revision / Révision

A	Detail number No. du détail	A
B	Location dwg. no. No. sur dessin	B C
C	Drawing sheet no. No. du dessin	

Client Acceptance / Acceptation du client
 Signature _____ Date _____
 File No./No. de dossier _____



Project title / Titre du projet
FORT HENRY NATIONAL HISTORIC SITE OF CANADA EAST AND WEST BRANCH DITCH WALL REHABILITATION
 KINGSTON ONTARIO

Drawing title / Titre du dessin
MASONRY WORK EAST BRANCH DITCH NORTH WALL—STA: 9N TO 12N

Scale / Échelle
 NOT TO SCALE

Drawn by/ Dessiné par	Date
S.M.E	MARCH 2015
Designed by/ Conçu par	Date
S.T.R	MARCH 2015
Checked by/ Vérifié par	Date
D.A.H	MARCH 2015
Approved by / Approuvé par	Date

Project No./No. du projet 30023384	Client No./No du Client	Sheet No./ Feuille No. S10
Drawing Reference No./Numéro de Référence du Dessin		



PHOTO 18 - STA. 9N to 10N
 N.T.S.



PHOTO 19 - STA. 10N to 11N
 N.T.S.




PHOTO 20 - STA. 11N to 12N
 N.T.S.

STATION: 12N TO 13N

AREA: 40.4m²

SCOPE OF WORK

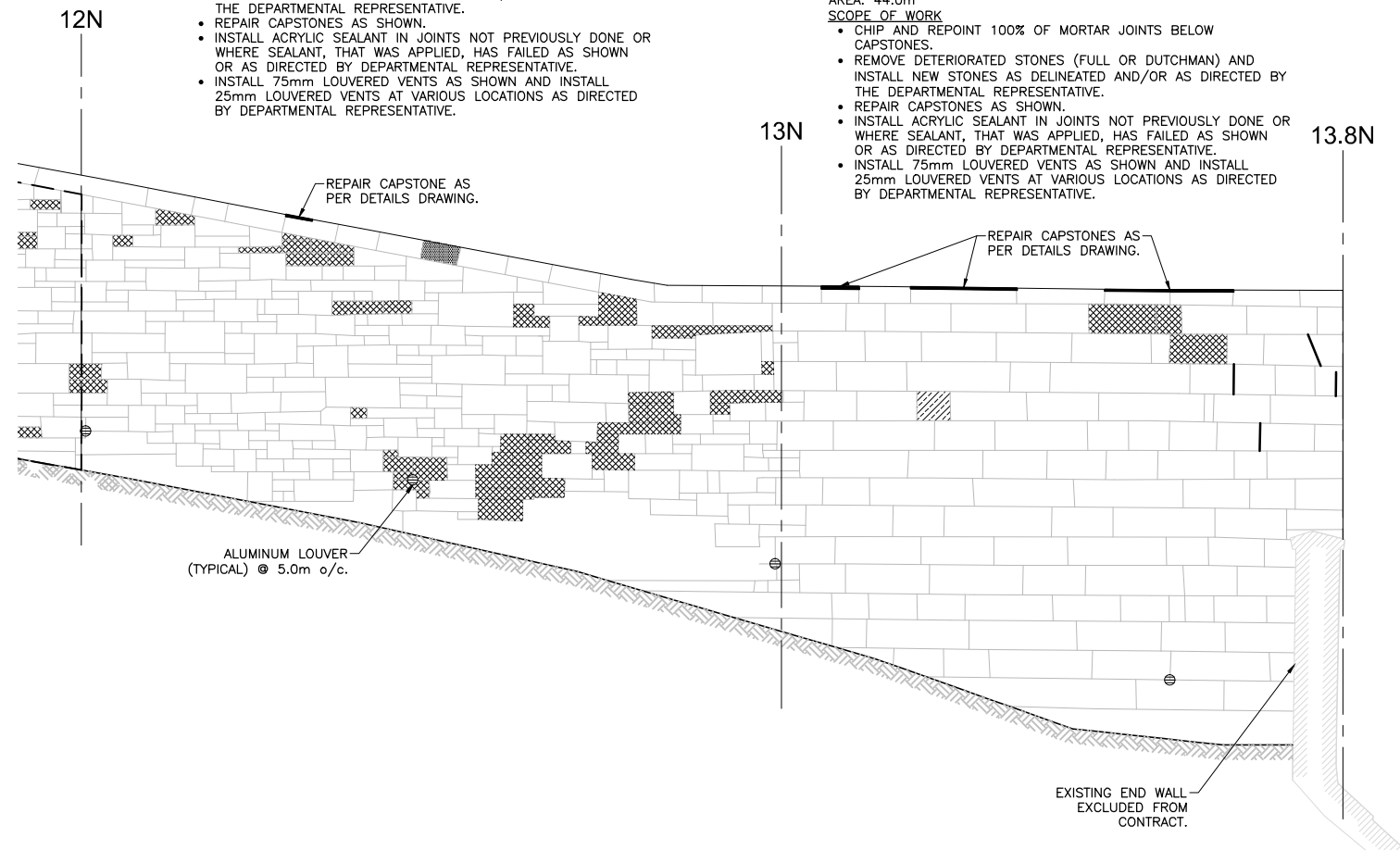
- CHIP AND REPOINT 100% OF MORTAR JOINTS BELOW CAPSTONES.
- REMOVE DETERIORATED STONES (FULL OR DUTCHMAN) AND INSTALL NEW STONES AS DELINEATED AND/OR AS DIRECTED BY THE DEPARTMENTAL REPRESENTATIVE.
- REPAIR CAPSTONES AS SHOWN.
- INSTALL ACRYLIC SEALANT IN JOINTS NOT PREVIOUSLY DONE OR WHERE SEALANT, THAT WAS APPLIED, HAS FAILED AS SHOWN OR AS DIRECTED BY DEPARTMENTAL REPRESENTATIVE.
- INSTALL 75mm LOUVERED VENTS AS SHOWN AND INSTALL 25mm LOUVERED VENTS AT VARIOUS LOCATIONS AS DIRECTED BY DEPARTMENTAL REPRESENTATIVE.

STATION: 13N TO 13.8N

AREA: 44.0m²

SCOPE OF WORK

- CHIP AND REPOINT 100% OF MORTAR JOINTS BELOW CAPSTONES.
- REMOVE DETERIORATED STONES (FULL OR DUTCHMAN) AND INSTALL NEW STONES AS DELINEATED AND/OR AS DIRECTED BY THE DEPARTMENTAL REPRESENTATIVE.
- REPAIR CAPSTONES AS SHOWN.
- INSTALL ACRYLIC SEALANT IN JOINTS NOT PREVIOUSLY DONE OR WHERE SEALANT, THAT WAS APPLIED, HAS FAILED AS SHOWN OR AS DIRECTED BY DEPARTMENTAL REPRESENTATIVE.
- INSTALL 75mm LOUVERED VENTS AS SHOWN AND INSTALL 25mm LOUVERED VENTS AT VARIOUS LOCATIONS AS DIRECTED BY DEPARTMENTAL REPRESENTATIVE.



LEGEND

- STONE TO BE REPLACED
- TYPE 2 REBUILD
- FULL DUTCHMAN REPAIR
- CAPSTONE TO BE REPLACED
- CRACK REPAIR
- NEW LOUVERED VENT

NOTES:

1. NOTED STONES FOR FULL REPLACEMENT OR FOR FULL DUTCHMAN REPAIR INDICATE STONES THAT WILL LIKELY REQUIRE REPAIR BUT MUST BE CONFIRMED BY THE DEPARTMENTAL REPRESENTATIVE AFTER ACCESS IS IN PLACE AND JOINT REMOVAL HAS BEEN COMPLETED.
2. NOTE THAT OTHER STONES FOR THESE TYPES OF REPAIRS MAY BE IDENTIFIED AND ARE TO BE REPAIRED AT THE RELEVANT UNIT PRICES OF THE CONTRACT AS DIRECTED BY THE DEPARTMENTAL REPRESENTATIVE.



3	MAR15'	ISSUED FOR TENDER	S.M.E	S.T.R.
2	FEB15'	FOR 99% REVIEW	S.M.E	S.T.R.
1	JAN15'	FOR 66% REVIEW	S.M.E	S.T.R.
No.	Date	Description	Drawn by Dessiné par	Approved Approuvé

Revision / Révision



A Detail number
No. du détail
B Location dwg. no.
No. sur dessin
C Drawing sheet no.
No. du dessin



Client Acceptance / Acceptation du client
Signature _____ Date _____
File No./No. de dossier _____



Canada



Project title / Titre du projet

FORT HENRY NATIONAL
HISTORIC SITE OF CANADA
EAST AND WEST BRANCH DITCH
WALL REHABILITATION

KINGSTON ONTARIO

Drawing title / Titre du dessin

MASONRY WORK
EAST BRANCH DITCH, NORTH
WALL—STA: 12N TO 13.8N

Scale / Échelle
NOT TO SCALE

Drawn by/ Dessiné par	Date
S.M.E	MARCH 2015
Designed by/ Conçu par	Date
S.T.R	MARCH 2015
Checked by/ Vérifié par	Date
D.A.H	MARCH 2015
Approved by / Approuvé par	Date

Project No./No. du projet 30023384	Client No./No du Client	Sheet No./ Feuille No.
Drawing Reference No./Numéro de Référence du Dessin		S11




PHOTO 21 - STA. 12N to 13N
N.T.S.




PHOTO 22 - STA. 13N to 13.8N
N.T.S.

LEGEND

- STONE TO BE REPLACED
- TYPE 2 REBUILD
- FULL DUTCHMAN REPAIR
- CAPSTONE TO BE REPLACED
- CRACK REPAIR
- NEW LOUVERED VENT

NOTES:

1. NOTED STONES FOR FULL REPLACEMENT OR FOR FULL DUTCHMAN REPAIR INDICATE STONES THAT WILL LIKELY REQUIRE REPAIR BUT MUST BE CONFIRMED BY THE DEPARTMENTAL REPRESENTATIVE AFTER ACCESS IS IN PLACE AND JOINT REMOVAL HAS BEEN COMPLETED.
2. NOTE THAT OTHER STONES FOR THESE TYPES OF REPAIRS MAY BE IDENTIFIED AND ARE TO BE REPAIRED AT THE RELEVANT UNIT PRICES OF THE CONTRACT AS DIRECTED BY THE DEPARTMENTAL REPRESENTATIVE.

STATION: 2S TO 3S

AREA: 54.2m²

SCOPE OF WORK

- CHIP AND REPOINT 100% OF MORTAR JOINTS, EXCLUDING PREVIOUSLY REPOINTED AREA, APPROX. 34.1m².
- REMOVE DETERIORATED STONES (FULL OR DUTCHMAN) AND INSTALL NEW STONES AS DELINEATED AND/OR AS DIRECTED BY THE DEPARTMENTAL REPRESENTATIVE.
- REPAIR CAPSTONES AS SHOWN.
- INSTALL ACRYLIC SEALANT IN JOINTS NOT PREVIOUSLY DONE OR WHERE SEALANT, THAT WAS APPLIED, HAS FAILED AS SHOWN OR AS DIRECTED BY DEPARTMENTAL REPRESENTATIVE.
- INSTALL 25mm LOUVERED VENTS AT VARIOUS LOCATIONS AS DIRECTED BY DEPARTMENTAL REPRESENTATIVE.

STATION: 1S TO 2S

AREA: 51.8m²

SCOPE OF WORK

- CHIP AND REPOINT 100% OF MORTAR JOINTS, EXCLUDING PREVIOUSLY REPOINTED AREA, APPROX. 50.1m².
- REMOVE DETERIORATED STONES (FULL OR DUTCHMAN) AND INSTALL NEW STONES AS DELINEATED AND/OR AS DIRECTED BY THE DEPARTMENTAL REPRESENTATIVE.
- REPAIR CAPSTONES AS SHOWN.
- INSTALL ACRYLIC SEALANT IN JOINTS NOT PREVIOUSLY DONE OR WHERE SEALANT, THAT WAS APPLIED, HAS FAILED AS SHOWN OR AS DIRECTED BY DEPARTMENTAL REPRESENTATIVE.
- INSTALL 25MM LOUVERED VENTS AT VARIOUS LOCATIONS AS DIRECTED BY DEPARTMENTAL REPRESENTATIVE.

STATION: 0S TO 1S

AREA: 39.3m²

SCOPE OF WORK

- CHIP AND REPOINT 100% OF MORTAR JOINTS, EXCLUDING PREVIOUSLY REPOINTED AREA, APPROX. 25.6m².
- REMOVE DETERIORATED STONES (FULL OR DUTCHMAN) AND INSTALL NEW STONES AS DELINEATED AND/OR AS DIRECTED BY THE DEPARTMENTAL REPRESENTATIVE. PLACE SOIL AND SOD AS DIRECTED.
- INSTALL ACRYLIC SEALANT IN JOINTS NOT PREVIOUSLY DONE OR WHERE SEALANT, THAT WAS APPLIED, HAS FAILED AS SHOWN OR AS DIRECTED BY DEPARTMENTAL REPRESENTATIVE.
- INSTALL 25mm LOUVERED VENTS AT VARIOUS LOCATIONS AS DIRECTED BY DEPARTMENTAL REPRESENTATIVE.

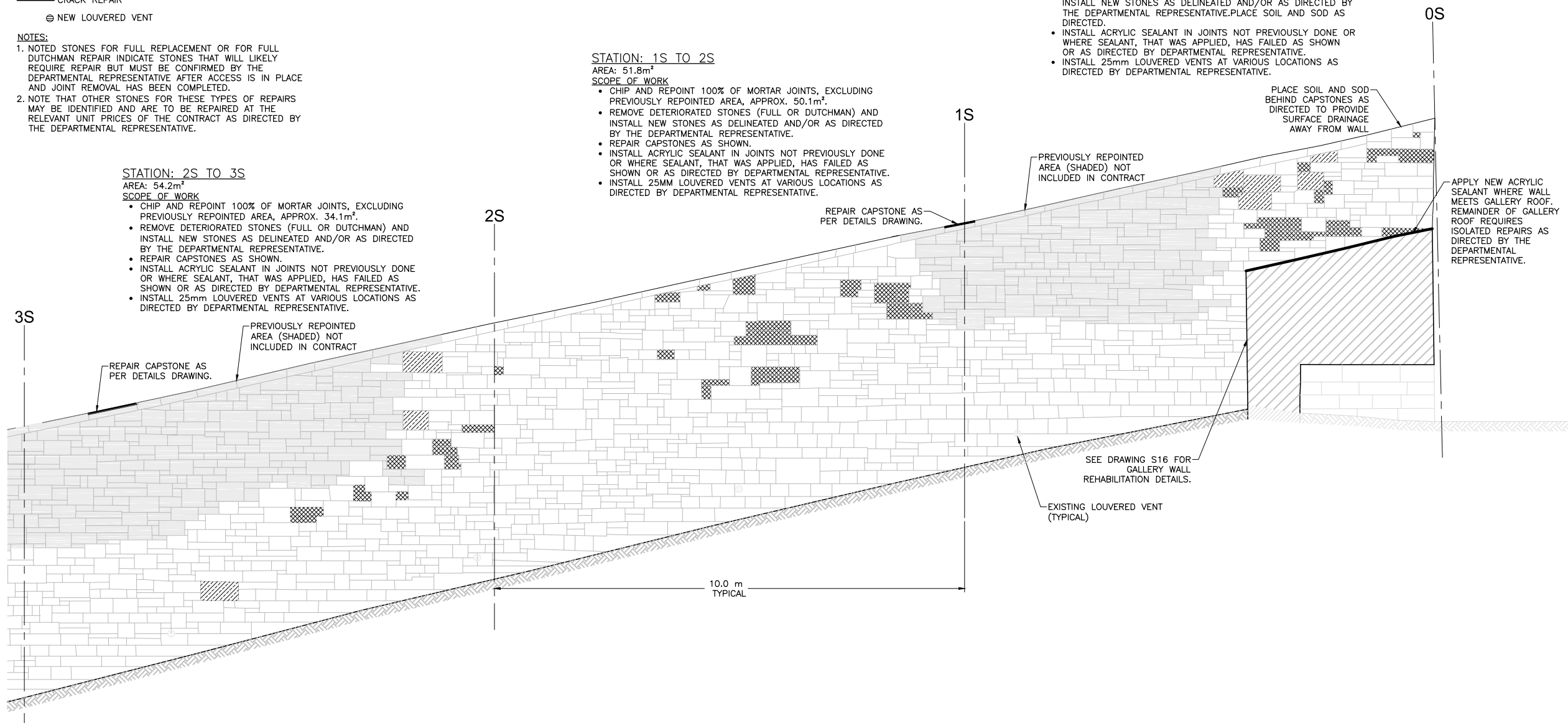


PHOTO 23 - STA. 2S to 3S
N.T.S.



PHOTO 24 - STA. 1S to 2S
N.T.S.





PHOTO 25 - STA. 0S to 1S
N.T.S.



3	MAR15'	ISSUED FOR TENDER	S.M.E	S.T.R.
2	FEB15'	FOR 99% REVIEW	S.M.E	S.T.R.
1	JAN15'	FOR 66% REVIEW	S.M.E	S.T.R.
No.	Date	Description	Drawn by Dessine par	Approved Approuvé

Revision / Révision	
A	Detail number No. du détail
B	Location dwg. no. No. sur dessin
C	Drawing sheet no. No. du dessin

Client Acceptance / Acceptation du client
Signature _____ Date _____
File No./No. de dossier _____



Canada



Project title / Titre du projet

**FORT HENRY NATIONAL
HISTORIC SITE OF CANADA
EAST AND WEST BRANCH DITCH
WALL REHABILITATION**
KINGSTON ONTARIO

Drawing title / Titre du dessin

**MASONRY WORK
EAST BRANCH DITCH
SOUTH WALL—STA: 0S TO 3S**

Scale / Échelle
NOT TO SCALE

Drawn by/ Dessiné par	Date
S.M.E	MARCH 2015
Designed by/ Conçu par	Date
S.T.R	MARCH 2015
Checked by/ Vérifié par	Date
D.A.H	MARCH 2015
Approved by / Approuvé par	Date

Project No./No. du projet 30023384	Client No./No du Client	Sheet No./ Feuille No.
Drawing Reference No./Numéro de Référence du Dessin		S12

LEGEND

-  STONE TO BE REPLACED
-  TYPE 2 REBUILD
-  FULL DUTCHMAN REPAIR
-  CAPSTONE TO BE REPLACED
-  CRACK REPAIR
-  NEW LOUVERED VENT

NOTES:

1. NOTED STONES FOR FULL REPLACEMENT OR FOR FULL DUTCHMAN REPAIR INDICATE STONES THAT WILL LIKELY REQUIRE REPAIR BUT MUST BE CONFIRMED BY THE DEPARTMENTAL REPRESENTATIVE AFTER ACCESS IS IN PLACE AND JOINT REMOVAL HAS BEEN COMPLETED.
2. NOTE THAT OTHER STONES FOR THESE TYPES OF REPAIRS MAY BE IDENTIFIED AND ARE TO BE REPAIRED AT THE RELEVANT UNIT PRICES OF THE CONTRACT AS DIRECTED BY THE DEPARTMENTAL REPRESENTATIVE.

STATION: 8S TO 9S

AREA: 52.0m²

SCOPE OF WORK

- CHIP AND REPOINT 100% OF MORTAR JOINTS, EXCLUDING PREVIOUSLY REPOINTED AREA, APPROX. 27.3m².
- REMOVE DETERIORATED STONES (FULL OR DUTCHMAN) AND INSTALL NEW STONES AS DELINEATED AND/OR AS DIRECTED BY THE DEPARTMENTAL REPRESENTATIVE.
- REPAIR CAPSTONES AS SHOWN.
- INSTALL ACRYLIC SEALANT IN JOINTS NOT PREVIOUSLY DONE OR WHERE SEALANT, THAT WAS APPLIED, HAS FAILED AS SHOWN OR AS DIRECTED BY DEPARTMENTAL REPRESENTATIVE.
- INSTALL 25mm LOUVERED VENTS AT VARIOUS LOCATIONS AS DIRECTED BY DEPARTMENTAL REPRESENTATIVE.

STATION: 7S TO 8S

AREA: 50.5m²

SCOPE OF WORK

- CHIP AND REPOINT ISOLATED AREAS AS DETERMINED ONSITE BY DEPARTMENTAL REPRESENTATIVE. APPROX. ±5.0m²
- REPAIR CAPSTONES AS SHOWN.
- INSTALL ACRYLIC SEALANT IN JOINTS NOT PREVIOUSLY DONE OR WHERE SEALANT, THAT WAS APPLIED, HAS FAILED AS SHOWN OR AS DIRECTED BY DEPARTMENTAL REPRESENTATIVE.
- INSTALL 25mm LOUVERED VENTS AT VARIOUS LOCATIONS AS DIRECTED BY DEPARTMENTAL REPRESENTATIVE.

STATION: 6S TO 7S

AREA: 50.1m²

SCOPE OF WORK

- CHIP AND REPOINT 100% OF MORTAR JOINTS, EXCLUDING PREVIOUSLY REPOINTED AREA, APPROX. 25.2m².
- REMOVE DETERIORATED STONES (FULL OR DUTCHMAN) AND INSTALL NEW STONES AS DELINEATED AND/OR AS DIRECTED BY THE DEPARTMENTAL REPRESENTATIVE.
- REPAIR CAPSTONES AS SHOWN.
- INSTALL ACRYLIC SEALANT IN JOINTS NOT PREVIOUSLY DONE OR WHERE SEALANT, THAT WAS APPLIED, HAS FAILED AS SHOWN OR AS DIRECTED BY DEPARTMENTAL REPRESENTATIVE.
- INSTALL 25mm LOUVERED VENTS AT VARIOUS LOCATIONS AS DIRECTED BY DEPARTMENTAL REPRESENTATIVE.


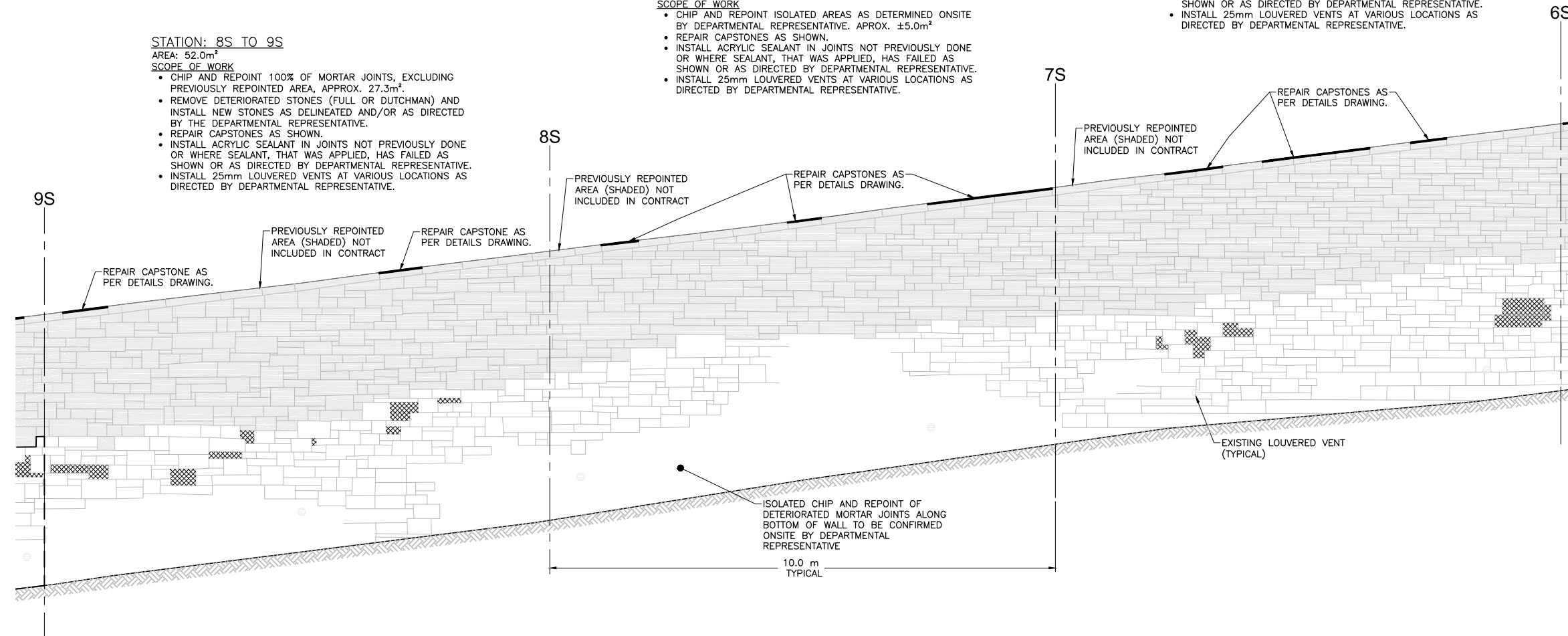


PHOTO 29 - STA. 8S to 9S
N.T.S.



PHOTO 30 - STA. 7S to 8S
N.T.S.



PHOTO 31 - STA. 6S to 7S
N.T.S.



3	MAR15'	ISSUED FOR TENDER	S.M.E	S.T.R.
2	FEB15'	FOR 99% REVIEW	S.M.E	S.T.R.
1	JAN15'	FOR 66% REVIEW	S.M.E	S.T.R.
No.	Date	Description	Drawn by Dessine par	Approved Approuvé

Revision / Révision

A	Detail number No. du détail	A
B	Location dwg. no. No. sur dessin	B
C	Drawing sheet no. No. du dessin	C

Client Acceptance / Acceptation du client
Signature _____ Date _____
File No./No. de dossier _____



Project title / Titre du projet

FORT HENRY NATIONAL
HISTORIC SITE OF CANADA
EAST AND WEST BRANCH DITCH
WALL REHABILITATION

KINGSTON ONTARIO

Drawing title / Titre du dessin

MASONRY WORK
EAST BRANCH DITCH
SOUTH WALL—STA: 6S TO 9S

Scale / Échelle
NOT TO SCALE

Drawn by/ Dessiné par	S.M.E	Date	MARCH 2015
Designed by/ Conçu par	S.T.R	Date	MARCH 2015
Checked by/ Vérifié par	D.A.H	Date	MARCH 2015
Approved by / Approuvé par		Date	

Project No./No. du projet 30023384	Client No./No du Client	Sheet No./ Feuille No.	S14
Drawing Reference No./Numéro de Référence du Dessin			

LEGEND

- STONE TO BE REPLACED
- TYPE 2 REBUILD
- FULL DUTCHMAN REPAIR
- CAPSTONE TO BE REPLACED
- CRACK REPAIR
- NEW LOUVERED VENT

NOTES:

1. NOTED STONES FOR FULL REPLACEMENT OR FOR FULL DUTCHMAN REPAIR INDICATE STONES THAT WILL LIKELY REQUIRE REPAIR BUT MUST BE CONFIRMED BY THE DEPARTMENTAL REPRESENTATIVE AFTER ACCESS IS IN PLACE AND JOINT REMOVAL HAS BEEN COMPLETED.
2. NOTE THAT OTHER STONES FOR THESE TYPES OF REPAIRS MAY BE IDENTIFIED AND ARE TO BE REPAIRED AT THE RELEVANT UNIT PRICES OF THE CONTRACT AS DIRECTED BY THE DEPARTMENTAL REPRESENTATIVE.

STATION: 5S TO 6S

AREA: 52.5m²

SCOPE OF WORK

- CHIP AND REPOINT 100% OF MORTAR JOINTS, EXCLUDING PREVIOUSLY REPOINTED AREA, APPROX. 25.5m².
- REMOVE DETERIORATED STONES (FULL OR DUTCHMAN) AND INSTALL NEW STONES AS DELINEATED AND/OR AS DIRECTED BY THE DEPARTMENTAL REPRESENTATIVE.
- REPAIR CAPSTONES AS SHOWN.
- INSTALL ACRYLIC SEALANT IN JOINTS NOT PREVIOUSLY DONE OR WHERE SEALANT, THAT WAS APPLIED, HAS FAILED AS SHOWN OR AS DIRECTED BY DEPARTMENTAL REPRESENTATIVE.
- INSTALL 25mm LOUVERED VENTS AT VARIOUS LOCATIONS AS DIRECTED BY DEPARTMENTAL REPRESENTATIVE.

STATION: 4S TO 5S

AREA: 59.2m²

SCOPE OF WORK

- CHIP AND REPOINT 100% OF MORTAR JOINTS, EXCLUDING PREVIOUSLY REPOINTED AREA, APPROX. 30.4m².
- REMOVE DETERIORATED STONES (FULL OR DUTCHMAN) AND INSTALL NEW STONES AS DELINEATED AND/OR AS DIRECTED BY THE DEPARTMENTAL REPRESENTATIVE.
- REPAIR CAPSTONES AS SHOWN.
- INSTALL ACRYLIC SEALANT IN JOINTS NOT PREVIOUSLY DONE OR WHERE SEALANT, THAT WAS APPLIED, HAS FAILED AS SHOWN OR AS DIRECTED BY DEPARTMENTAL REPRESENTATIVE.
- INSTALL 25mm LOUVERED VENTS AT VARIOUS LOCATIONS AS DIRECTED BY DEPARTMENTAL REPRESENTATIVE.

STATION: 3S TO 4S

AREA: 58.6m²

SCOPE OF WORK

- CHIP AND REPOINT 100% OF MORTAR JOINTS, EXCLUDING PREVIOUSLY REPOINTED AREA, APPROX. 33.7m².
- REMOVE DETERIORATED STONES (FULL OR DUTCHMAN) AND INSTALL NEW STONES AS DELINEATED AND/OR AS DIRECTED BY THE DEPARTMENTAL REPRESENTATIVE.
- REPAIR CAPSTONES AS SHOWN.
- INSTALL ACRYLIC SEALANT IN JOINTS NOT PREVIOUSLY DONE OR WHERE SEALANT, THAT WAS APPLIED, HAS FAILED AS SHOWN OR AS DIRECTED BY DEPARTMENTAL REPRESENTATIVE.
- INSTALL 25mm LOUVERED VENTS AT VARIOUS LOCATIONS AS DIRECTED BY DEPARTMENTAL REPRESENTATIVE.

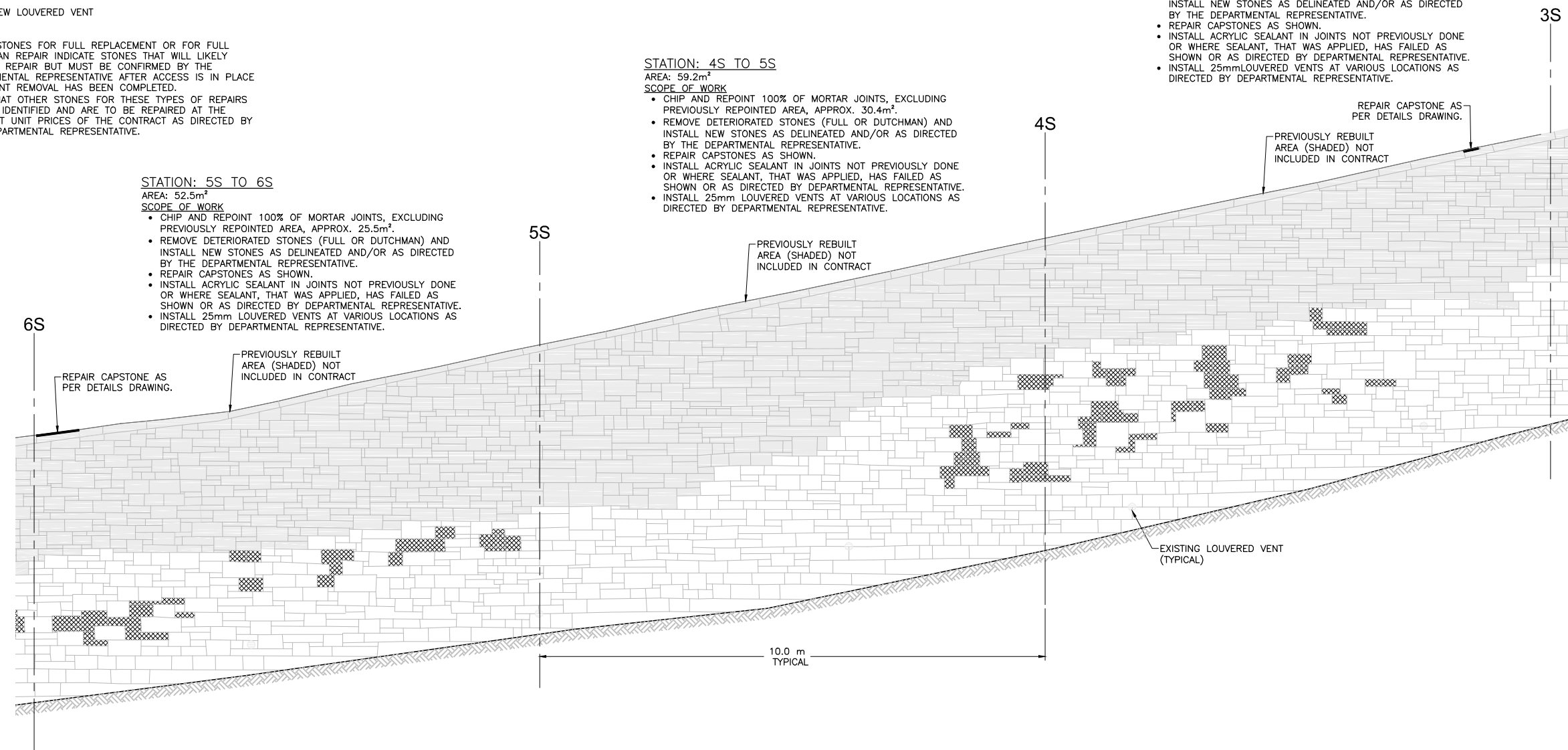


PHOTO 26 - STA. 5S to 6S
N.T.S.





PHOTO 27 - STA. 4S to 5S
N.T.S.



PHOTO 28 - STA. 3S to 4S
N.T.S.



3	MAR15'	ISSUED FOR TENDER	S.M.E	S.T.R.
2	FEB15'	FOR 99% REVIEW	S.M.E	S.T.R.
1	JAN15'	FOR 66% REVIEW	S.M.E	S.T.R.
No.	Date	Description	Drawn by Dessiné par	Approved Approuvé

Revision / Révision	
A	A Detail number No. du détail
B	B Location dwg. no. No. sur dessin
C	C Drawing sheet no. No. du dessin

Client Acceptance / Acceptation du client
Signature _____ Date _____
File No./No. de dossier _____



Canada



Project title / Titre du projet

**FORT HENRY NATIONAL
HISTORIC SITE OF CANADA
EAST AND WEST BRANCH DITCH
WALL REHABILITATION**

KINGSTON ONTARIO

Drawing title / Titre du dessin

**MASONRY WORK
EAST BRANCH DITCH
SOUTH WALL-STA: 3S TO 6S**

Scale / Échelle
NOT TO SCALE

Drawn by/ Dessiné par	Date
S.M.E	MARCH 2015
Designed by/ Conçu par	Date
S.T.R	MARCH 2015
Checked by/ Vérifié par	Date
D.A.H	MARCH 2015
Approved by / Approuvé par	Date

Project No./No. du projet 30023384	Client No./No du Client	Sheet No./ Feuille No. S13
Drawing Reference No./Numéro de Référence du Dessin		

LEGEND

- STONE TO BE REPLACED
- TYPE 2 REBUILD
- FULL DUTCHMAN REPAIR
- CAPSTONE TO BE REPLACED
- CRACK REPAIR
- NEW LOUVERED VENT

NOTES:

1. NOTED STONES FOR FULL REPLACEMENT OR FOR FULL DUTCHMAN REPAIR INDICATE STONES THAT WILL LIKELY REQUIRE REPAIR BUT MUST BE CONFIRMED BY THE DEPARTMENTAL REPRESENTATIVE AFTER ACCESS IS IN PLACE AND JOINT REMOVAL HAS BEEN COMPLETED.
2. NOTE THAT OTHER STONES FOR THESE TYPES OF REPAIRS MAY BE IDENTIFIED AND ARE TO BE REPAIRED AT THE RELEVANT UNIT PRICES OF THE CONTRACT AS DIRECTED BY THE DEPARTMENTAL REPRESENTATIVE.

STATION: 11S TO 12S

AREA: 33.5m²

SCOPE OF WORK

- CHIP AND REPOINT 100% OF MORTAR JOINTS BELOW CAPSTONES.
- REMOVE DETERIORATED STONES (FULL OR DUTCHMAN) AND INSTALL NEW STONES AS DELINEATED AND/OR AS DIRECTED BY THE DEPARTMENTAL REPRESENTATIVE. REPAIR CAPSTONES AS SHOWN.
- INSTALL ACRYLIC SEALANT IN JOINTS NOT PREVIOUSLY DONE OR WHERE SEALANT, THAT WAS APPLIED, HAS FAILED AS SHOWN OR AS DIRECTED BY DEPARTMENTAL REPRESENTATIVE.
- REPAIR CONCRETE BUTTRESS AS SHOWN.
- INSTALL 25mm LOUVERED VENTS AT VARIOUS LOCATIONS AS DIRECTED BY DEPARTMENTAL REPRESENTATIVE.

STATION: 10S TO 11S

AREA: 46.9m²

SCOPE OF WORK

- CHIP AND REPOINT ISOLATED AREAS AS DETERMINED ONSITE BY DEPARTMENTAL REPRESENTATIVE. APROX. ±1.0m²
- INSTALL ACRYLIC SEALANT IN JOINTS NOT PREVIOUSLY DONE OR WHERE SEALANT, THAT WAS APPLIED, HAS FAILED AS SHOWN OR AS DIRECTED BY DEPARTMENTAL REPRESENTATIVE.
- INSTALL 25mm LOUVERED VENTS AT VARIOUS LOCATIONS AS DIRECTED BY DEPARTMENTAL REPRESENTATIVE.

STATION: 9S TO 10S

AREA: 52.7m²

SCOPE OF WORK

- CHIP AND REPOINT MORTAR JOINTS IN AREA NOTED, APROX. 10.2m²
- REMOVE DETERIORATED STONES (FULL OR DUTCHMAN) AND INSTALL NEW STONES AS DELINEATED AND/OR AS DIRECTED BY THE DEPARTMENTAL REPRESENTATIVE.
- REPAIR CAPSTONES AS SHOWN.
- INSTALL ACRYLIC SEALANT IN JOINTS NOT PREVIOUSLY DONE OR WHERE SEALANT, THAT WAS APPLIED, HAS FAILED AS SHOWN OR AS DIRECTED BY DEPARTMENTAL REPRESENTATIVE.
- INSTALL 25mm LOUVERED VENTS AT VARIOUS LOCATIONS AS DIRECTED BY DEPARTMENTAL REPRESENTATIVE.

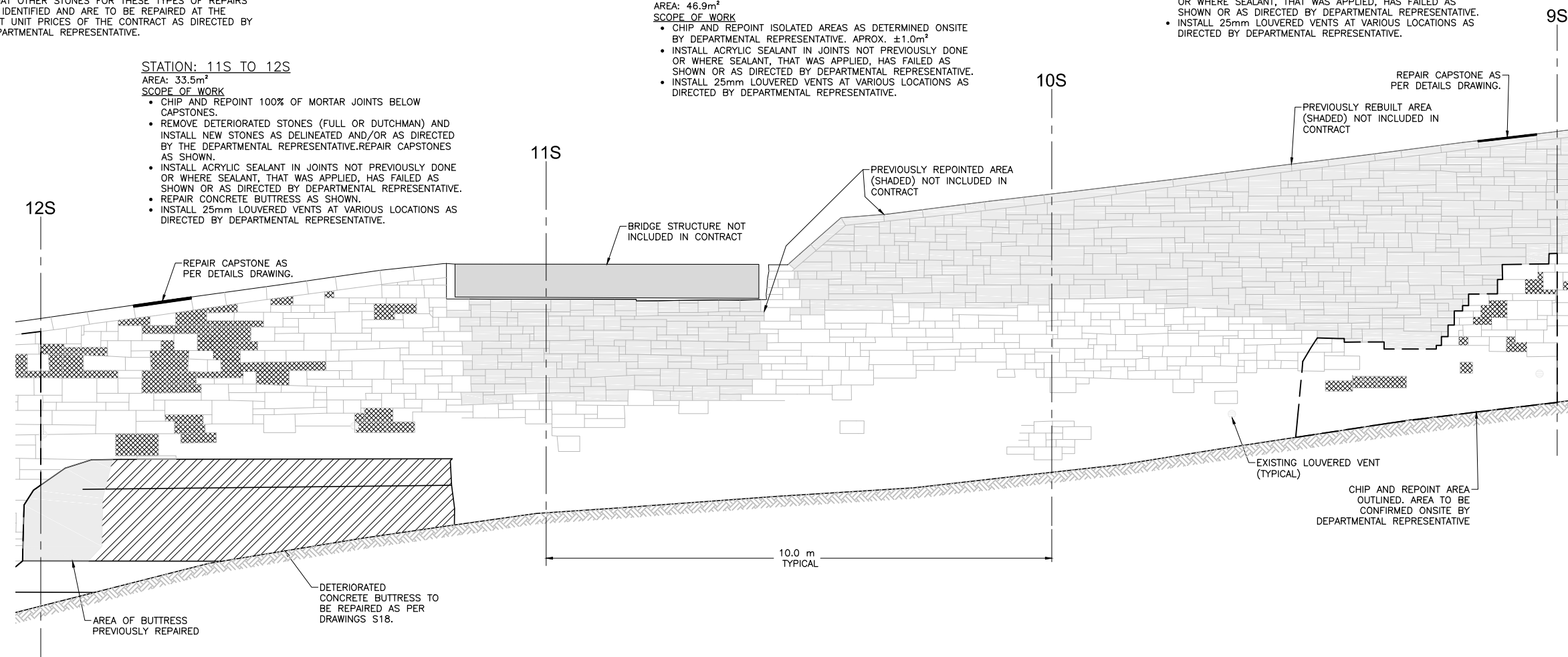


PHOTO 32 - STA. 11S to 12S
N.T.S.




PHOTO 33 - STA. 10S to 11S
N.T.S.




PHOTO 34 - STA. 9S to 10S
N.T.S.



3	MAR15'	ISSUED FOR TENDER	S.M.E	S.T.R.
2	FEB15'	FOR 99% REVIEW	S.M.E	S.T.R.
1	JAN15'	FOR 66% REVIEW	S.M.E	S.T.R.
No.	Date	Description	Drawn by Dessine par	Approved Approuvé

Revision / Révision



- A Detail number
No. du détail
- B Location dwg. no.
No. sur dessin
- C Drawing sheet no.
No. du dessin



Client Acceptance / Acceptation du client
Signature _____ Date _____
File No./No. de dossier _____



Canada



Project title / Titre du projet

**FORT HENRY NATIONAL
HISTORIC SITE OF CANADA
EAST AND WEST BRANCH DITCH
WALL REHABILITATION**

KINGSTON ONTARIO

Drawing title / Titre du dessin

**MASONRY WORK
EAST BRANCH DITCH
SOUTH WALL—STA: 9S TO 12S**

Scale / Échelle

NOT TO SCALE

Drawn by/ Dessiné par	Date
S.M.E	MARCH 2015
Designed by/ Conçu par	Date
S.T.R	MARCH 2015
Checked by/ Vérifié par	Date
D.A.H	MARCH 2015
Approved by / Approuvé par	Date

Project No./No. du projet 30023384	Client No./No du Client	Sheet No./ Feuille No. S15
Drawing Reference No./Numéro de Référence du Dessin		



STATION: 13S TO 13.4S

AREA: 13.7m²

SCOPE OF WORK

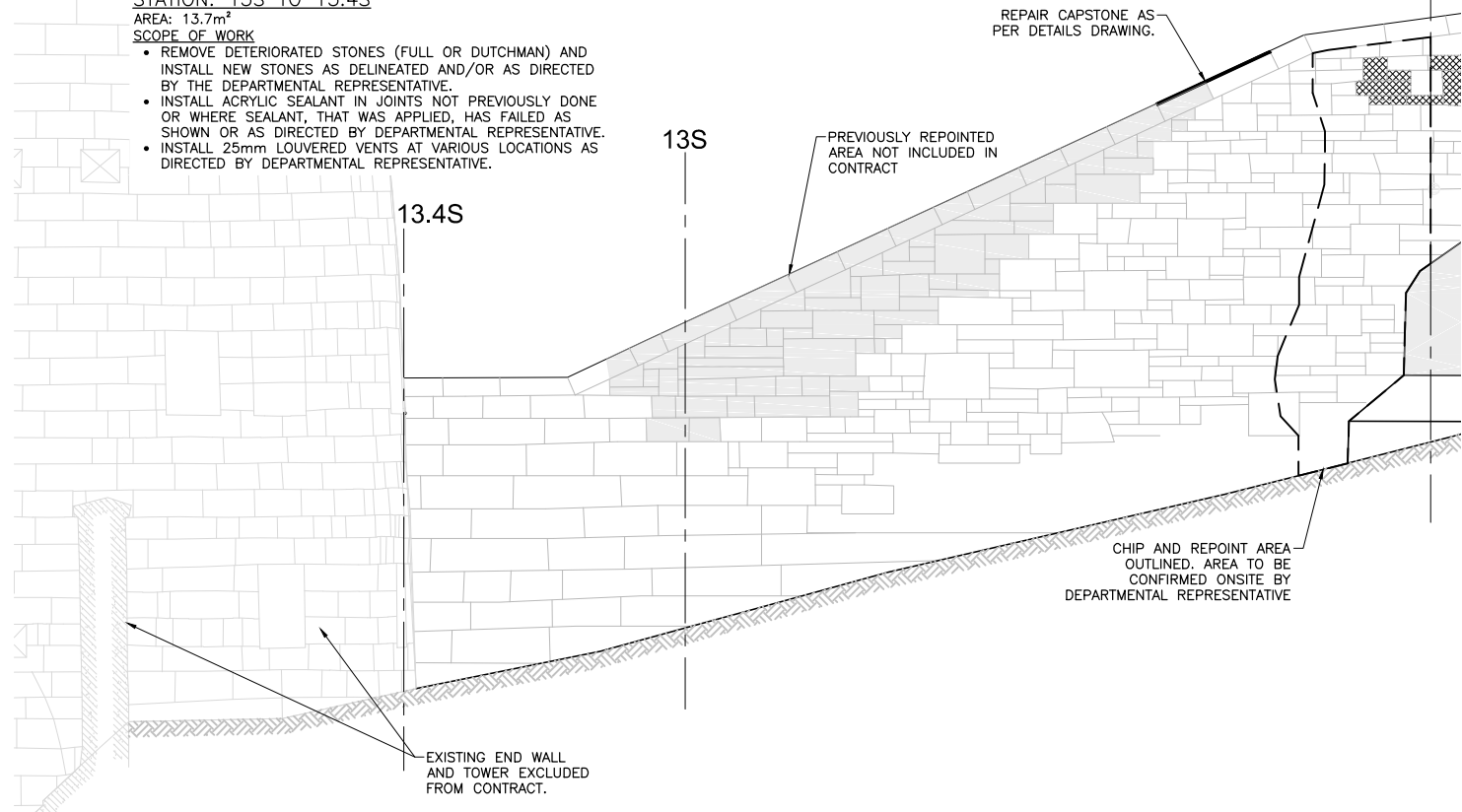
- REMOVE DETERIORATED STONES (FULL OR DUTCHMAN) AND INSTALL NEW STONES AS DELINEATED AND/OR AS DIRECTED BY THE DEPARTMENTAL REPRESENTATIVE.
- INSTALL ACRYLIC SEALANT IN JOINTS NOT PREVIOUSLY DONE OR WHERE SEALANT, THAT WAS APPLIED, HAS FAILED AS SHOWN OR AS DIRECTED BY DEPARTMENTAL REPRESENTATIVE.
- INSTALL 25mm LOUVERED VENTS AT VARIOUS LOCATIONS AS DIRECTED BY DEPARTMENTAL REPRESENTATIVE.

STATION: 12S TO 13S

AREA: 48.4m²

SCOPE OF WORK

- CHIP AND REPOINT MORTAR JOINTS IN AREA NOTED, APPROX. 8.1m²
- REMOVE DETERIORATED STONES (FULL OR DUTCHMAN) AND INSTALL NEW STONES AS DELINEATED AND/OR AS DIRECTED BY THE DEPARTMENTAL REPRESENTATIVE.
- REPAIR CAPSTONES AS SHOWN.
- INSTALL ACRYLIC SEALANT IN JOINTS NOT PREVIOUSLY DONE OR WHERE SEALANT, THAT WAS APPLIED, HAS FAILED AS SHOWN OR AS DIRECTED BY DEPARTMENTAL REPRESENTATIVE.
- INSTALL 25mm LOUVERED VENTS AT VARIOUS LOCATIONS AS DIRECTED BY DEPARTMENTAL REPRESENTATIVE.



LEGEND

- STONE TO BE REPLACED
- TYPE 2 REBUILD
- FULL DUTCHMAN REPAIR
- CAPSTONE TO BE REPLACED
- CRACK REPAIR
- NEW LOUVERED VENT

NOTES:

1. NOTED STONES FOR FULL REPLACEMENT OR FOR FULL DUTCHMAN REPAIR INDICATE STONES THAT WILL LIKELY REQUIRE REPAIR BUT MUST BE CONFIRMED BY THE DEPARTMENTAL REPRESENTATIVE AFTER ACCESS IS IN PLACE AND JOINT REMOVAL HAS BEEN COMPLETED.
2. NOTE THAT OTHER STONES FOR THESE TYPES OF REPAIRS MAY BE IDENTIFIED AND ARE TO BE REPAIRED AT THE RELEVANT UNIT PRICES OF THE CONTRACT AS DIRECTED BY THE DEPARTMENTAL REPRESENTATIVE.



3	MAR15'	ISSUED FOR TENDER	S.M.E	S.T.R.
2	FEB15'	FOR 99% REVIEW	S.M.E	S.T.R.
1	JAN15'	FOR 66% REVIEW	S.M.E	S.T.R.
No.	Date	Description	Drawn by Dessine par	Approved Approuvé

Revision / Révision	
	A Detail number No. du détail
	B Location dwg. no. No. sur dessin
	C Drawing sheet no. No. du dessin

Client Acceptance / Acceptation du client
Signature _____ Date _____
File No./No. de dossier _____



Canada



Project title / Titre du projet

**FORT HENRY NATIONAL
HISTORIC SITE OF CANADA
EAST AND WEST BRANCH DITCH
WALL REHABILITATION**

KINGSTON ONTARIO

Drawing title / Titre du dessin

**MASONRY WORK, EAST BRANCH
DITCH-SOUTH WALL- STA: 12S
TO 13.4S & GALLERY WALL**

Scale / Échelle
NOT TO SCALE

Drawn by/ Dessiné par	Date
S.M.E	MARCH 2015
Designed by/ Conçu par	Date
S.T.R	MARCH 2015
Checked by/ Vérifié par	Date
D.A.H	MARCH 2015
Approved by / Approuvé par	Date

Project No./No. du projet 30023384	Client No./No. du Client	Sheet No./ Feuille No. S16
Drawing Reference No./Numéro de Référence du Dessin		




PHOTO 35 - STA. 13S to 13.4S
N.T.S.



PHOTO 36 - STA. 10S to 11S
N.T.S.




PHOTO 37 - GALLERY WALL
N.T.S.

CHIP OUT EXISTING MORTAR AND REPLACE WITH ACRYLIC SEALANT TO 100% OF SKYWARD FACING JOINTS



PHOTO 37:
MASONRY WALL AT BRIDGE-EAST SIDE
N.T.S

REPOINT 100% OF OUTLINED AREA REMOVE AND REPLACE DETERIORATED STONE AS DIRECTED BY THE DEPARTMENTAL REPRESENTATIVE

CHIP OUT EXISTING MORTAR AND REPLACE WITH ACRYLIC SEALANT TO 100% OF SKYWARD FACING JOINTS



PHOTO 38: WEST BRANCH
BRIDGE-CAPSTONE WORK-1
N.T.S

CHIP OUT EXISTING MORTAR AND REPLACE WITH ACRYLIC SEALANT TO 100% OF SKYWARD FACING JOINTS




PHOTO 39: WEST BRANCH
BRIDGE-CAPSTONE WORK-2
N.T.S

CHIP OUT EXISTING MORTAR AND REPLACE WITH ACRYLIC SEALANT TO 100% OF SKYWARD FACING JOINTS REPLACE DETERIORATED STONES AS DIRECTED BY DEPARTMENTAL REPRESENTATIVE

REMOVE VEGETATION AND DETERIORATED MORTAR FROM JOINTS AND REPOINT STAIRS. REPLACE DETERIORATED STONES AS DIRECTED BY DEPARTMENTAL REPRESENTATIVE. SEAL ALL SKYWARD FACING JOINTS WITH ACRYLIC SEALANT




PHOTO 41:
MASONRY WALL AT BRIDGE-WEST SIDE-2
N.T.S

REPOINT 100% OF OUTLINE AREA REMOVE AND REPLACE DETERIORATED STONE AS DIRECTED BY THE DEPARTMENTAL REPRESENTATIVE

REPOINT 100% OF AREA. REMOVE AND REPLACE DETERIORATED STONE AS DIRECTED BY THE DEPARTMENTAL REPRESENTATIVE



PHOTO 40:
MASONRY WALL AT BRIDGE-WEST SIDE-1
N.T.S

CHIP OUT EXISTING MORTAR AND REPLACE WITH ACRYLIC SEALANT TO 100% OF SKYWARD FACING JOINTS



PHOTO 42:
MASONRY WALL AT BRIDGE-EAST SIDE-3
N.T.S

REPOINT 100% OF OUTLINED AREA REMOVE AND REPLACE DETERIORATED STONE

CHIP OUT EXISTING MORTAR AND REPLACE WITH ACRYLIC SEALANT TO 100% OF SKYWARD FACING JOINTS REPLACE DETERIORATED STONES AS DIRECTED BY DEPARTMENTAL REPRESENTATIVE




PHOTO 43:
MASONRY WALL AT BRIDGE-EAST SIDE-4
N.T.S

REPOINT 100% OF HATCHED AREA REMOVE AND REPLACE DETERIORATED STONE AS DIRECTED BY THE DEPARTMENTAL REPRESENTATIVE

SCOPE OF WORK

- REMOVE VEGETATION FROM MORTAR JOINTS ON MASONRY WALLS AND STAIRS.
- REMOVE DETERIORATED STONES (FULL OR DUTCHMAN) AS DELINEATED AND/OR AS DIRECTED BY THE DEPARTMENTAL REPRESENTATIVE.
- CHIP AND REPOINT 100% OF MORTAR JOINTS ON WALL AND STAIRS.
- REMOVE DETERIORATED SEALANT FROM SKYWARD FACING JOINTS AND APPLY ACRYLIC SEALANT AS SHOWN OR AS DIRECTED BY THE DEPARTMENTAL REPRESENTATIVE.
- INSTALL 25mm LOUVERED VENTS ALONG MASONRY WALLS AT VARIOUS LOCATIONS AS DIRECTED BY DEPARTMENTAL REPRESENTATIVE.

LEGEND

- ▨ STONE TO BE REPLACED
- CRACK REPAIR

NOTES:

1. NOTED STONES FOR FULL REPLACEMENT OR FOR FULL DUTCHMAN REPAIR INDICATE STONES THAT WILL LIKELY REQUIRE REPAIR BUT MUST BE CONFIRMED BY THE DEPARTMENTAL REPRESENTATIVE AFTER ACCESS IS IN PLACE AND JOINT REMOVAL HAS BEEN COMPLETED.
2. NOTE THAT OTHER STONES FOR THESE TYPES OF REPAIRS MAY BE IDENTIFIED AND ARE TO BE REPAIRED AT THE RELEVANT UNIT PRICES OF THE CONTRACT AS DIRECTED BY THE DEPARTMENTAL REPRESENTATIVE.



3	MAR15'	ISSUED FOR TENDER	S.M.E	S.T.R.
2	FEB15'	FOR 99% REVIEW	S.M.E	S.T.R.
1	JAN15'	FOR 66% REVIEW	S.M.E	S.T.R.
No.	Date	Description	Drawn by Dessine par	Approved Approuvé

Revision / Révision



A Detail number
No. du détail
B Location dwg. no.
No. sur dessin
C Drawing sheet no.
No. du dessin



Client Acceptance / Acceptation du client
Signature _____ Date _____
File No./No. de dossier _____



Parks Canada
Parcs Canada



Canada



NOT IN CONTRACT

Project title / Titre du projet

FORT HENRY NATIONAL
HISTORIC SITE OF CANADA
EAST AND WEST BRANCH DITCH
WALL REHABILITATION

KINGSTON ONTARIO

Drawing title / Titre du dessin

WEST BRANCH DITCH BRIDGE
DEFENSIVE WORKS AND
TRENCHES—MASONRY WORKS

Scale / Échelle
NOT TO SCALE

Drawn by/ Dessiné par S.M.E	Date MARCH 2015
Designed by/ Conçu par S.T.R	Date MARCH 2015
Checked by/ Vérifié par D.A.H	Date MARCH 2015
Approved by / Approuvé par	Date

Project No./No. du projet 30023384	Client No./No du Client	Sheet No./ Feuille No. S17
Drawing Reference No./Numéro de Référence du Dessin		



AREA OF BUTTRESS PREVIOUSLY REPAIRED

REMOVE ALL VEGETATION FROM BUTTRESS DURING REMOVALS

LIMIT OF CONCRETE REPAIR WORK

PHOTO 44:
EAST BRANCH DITCH BUTTRESS
N.T.S.

GENERAL NOTES:

- CLASS OF CONCRETE C1
- CLEAR COVER TO REINFORCING STEEL 75±25
- REINFORCING STEEL SHALL BE GRADE 400 UNLESS OTHERWISE SPECIFIED.
- UNLESS SHOWN OTHERWISE, SPLICES SHALL BE CLASS B.
- GROUT FOR DOWELS TO BE AN APPROVED NON-MOISTURE SENSITIVE EPOXY. SIKADUR 31 HI-MOD GEL IS AN ACCEPTABLE PRODUCT.

SCOPE OF WORK

- REMOVE EXISTING DETERIORATED CONCRETE TO THE LIMITS INDICATED.
- USE PNEUMATIC CHIPPERS TO COMPLETE REMOVALS AND DISPOSE ALL REMOVALS OFF SITE.
- THOROUGHLY CLEAN SURFACE OF REMAINING CONCRETE TO REMOVE ALL DUST, LOOSE FRAGMENTS OR OTHER DELETERIOUS MATERIALS.
- INSTALL DOWELS AND REINFORCING STEEL AS INDICATED.
- FORM AND CAST NEW CONCRETE FACING IN ACCORDANCE WITH CSA A23. MOIST CURE CONCRETE MINIMUM OF SEVEN DAYS.
- REMOVE FORMWORK, CLEAN-UP EDGES AND INSTALL SEALANT AT CONCRETE/MASONRY INTERFACE.



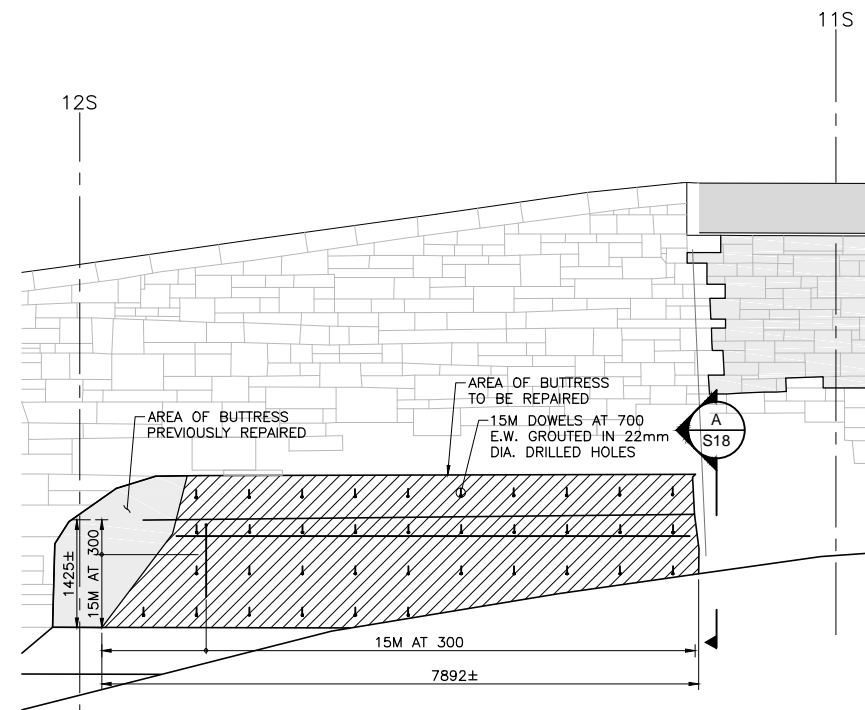
3	MAR15'	ISSUED FOR TENDER	S.M.E	S.T.R.
2	FEB15'	FOR 99% REVIEW	S.M.E	S.T.R.
1	JAN15'	FOR 66% REVIEW	S.M.E	S.T.R.
No.	Date	Description	Drawn by Dessine par	Approved Approuvé

Revision / Révision	
A	Detail number No. du détail
B	Location dwg. no. No. sur dessin
C	Drawing sheet no. No. du dessin

Client Acceptance / Acceptation du client
Signature _____ Date _____
File No./No. de dossier _____

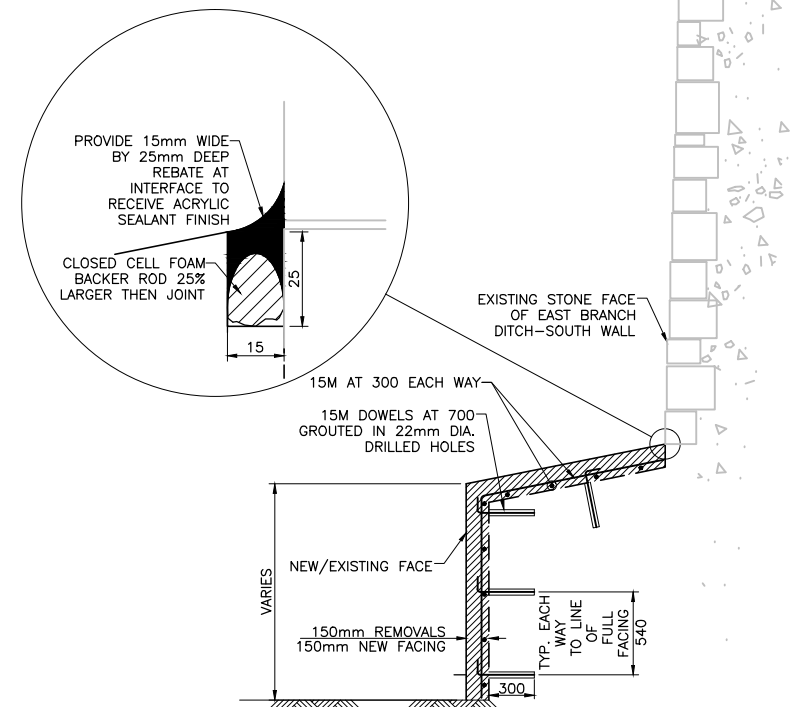


Canada



EAST BRANCH DITCH BUTTRESS ELEVATION:
CONCRETE APRON DETAIL

1:50



SECTION: BUTTRESS REMOVAL/RECONSTRUCTION
AND REPAIR DETAIL- FULL FACING

1:25

Project title / Titre du projet

FORT HENRY NATIONAL HISTORIC SITE OF CANADA EAST AND WEST BRANCH DITCH WALL REHABILITATION

KINGSTON ONTARIO

Drawing title / Titre du dessin

EAST BRANCH DITCH CONCRETE BUTTRESS REHABILITATION DETAILS

Scale / Échelle
NOT TO SCALE

Drawn by/ Dessiné par	S.M.E	Date	MARCH 2015
Designed by/ Conçu par	S.T.R	Date	MARCH 2015
Checked by/ Vérifié par	D.A.H	Date	MARCH 2015
Approved by / Approuvé par		Date	

Project No./No. du projet	Client No./No du Client	Sheet No./ Feuille No.
30023384		S18
Drawing Reference No./Numéro de Référence du Dessin		