

**RETURN BIDS TO:  
RETOURNER LES SOUMISSIONS À:**

**Bid Receiving - PWGSC / Réception des  
soumissions - TPSGC**  
**11 Laurier St. / 11, rue Laurier**  
**Place du Portage, Phase III**  
**Core 0B2 / Noyau 0B2**  
**Gatineau, Québec K1A 0S5**  
**Bid Fax: (819) 997-9776**

**REQUEST FOR PROPOSAL  
DEMANDE DE PROPOSITION**

**Proposal To: Public Works and Government  
Services Canada**

We hereby offer to sell to Her Majesty the Queen in right of Canada, in accordance with the terms and conditions set out herein, referred to herein or attached hereto, the goods, services, and construction listed herein and on any attached sheets at the price(s) set out therefor.

**Proposition aux: Travaux Publics et Services  
Gouvernementaux Canada**

Nous offrons par la présente de vendre à Sa Majesté la Reine du chef du Canada, aux conditions énoncées ou incluses par référence dans la présente et aux annexes ci-jointes, les biens, services et construction énumérés ici sur toute feuille ci-annexée, au(x) prix indiqué(s).

**Comments - Commentaires**

<b>Title - Sujet</b> TANDEM SLIDING AXLE TRAILER	
<b>Solicitation No. - N° de l'invitation</b> W6399-15GD68/A	<b>Date</b> 2015-05-07
<b>Client Reference No. - N° de référence du client</b> W6399-15GD68	
<b>GETS Reference No. - N° de référence de SEAG</b> PW-\$\$HP-923-67269	
<b>File No. - N° de dossier</b> hp923.W6399-15GD68	<b>CCC No./N° CCC - FMS No./N° VME</b>
<b>Solicitation Closes - L'invitation prend fin at - à 02:00 PM on - le 2015-06-17</b>	<b>Time Zone Fuseau horaire</b> Eastern Daylight Saving Time EDT
<b>F.O.B. - F.A.B.</b> <b>Plant-Usine:</b> <input type="checkbox"/> <b>Destination:</b> <input checked="" type="checkbox"/> <b>Other-Autre:</b> <input type="checkbox"/>	
<b>Address Enquiries to: - Adresser toutes questions à:</b> Martin, Erik	<b>Buyer Id - Id de l'acheteur</b> hp923
<b>Telephone No. - N° de téléphone</b> (819) 956-3842 ( )	<b>FAX No. - N° de FAX</b> (819) 953-2953
<b>Destination - of Goods, Services, and Construction: Destination - des biens, services et construction:</b>  Specified Herein Précisé dans les présentes	

**Instructions: See Herein**

**Instructions: Voir aux présentes**

**Vendor/Firm Name and Address**

**Raison sociale et adresse du  
fournisseur/de l'entrepreneur**

**Issuing Office - Bureau de distribution**

**Vehicles & Industrial Products Division**  
**11 Laurier St./11, rue Laurier**  
**7A2, Place du Portage, Phase III**  
**Gatineau, Québec K1A 0S5**

<b>Delivery Required - Livraison exigée</b> See Herein	<b>Delivery Offered - Livraison proposée</b>
<b>Vendor/Firm Name and Address</b> <b>Raison sociale et adresse du fournisseur/de l'entrepreneur</b>          <b>Telephone No. - N° de téléphone</b> <b>Facsimile No. - N° de télécopieur</b>	
<b>Name and title of person authorized to sign on behalf of Vendor/Firm (type or print)</b> <b>Nom et titre de la personne autorisée à signer au nom du fournisseur/ de l'entrepreneur (taper ou écrire en caractères d'imprimerie)</b>          <b>Signature</b>          <b>Date</b>	

Solicitation No. - N° de l'invitation

W6399-15GD68/A

Amd. No. - N° de la modif.

Buyer ID - Id de l'acheteur

hp923

Client Ref. No. - N° de réf. du client

W6399-15GD68

File No. - N° du dossier

hp923W6399-15GD68

CCC No./N° CCC - FMS No/ N° VME

---

**THIS PAGE HAS BEEN INTENTIONALLY LEFT BLANK.**

## **TABLE OF CONTENTS**

### **PART 1 - GENERAL INFORMATION**

- 1.1 Requirement
- 1.2 Debriefings
- 1.3 Trade Agreements

### **PART 2 - BIDDER INSTRUCTIONS**

- 2.1 Standard Instructions, Clauses and Conditions
- 2.2 Submission of Bids
- 2.3 Enquiries - Bid Solicitation
- 2.4 Applicable Laws
- 2.5 Environmental Considerations
- 2.6 Improvement of Requirement During Solicitation Period

### **PART 3 - BID PREPARATION INSTRUCTIONS**

- 3.1 Bid Preparation Instructions

### **PART 4 - EVALUATION PROCEDURES AND BASIS OF SELECTION**

- 4.1 Evaluation Procedures
- 4.2 Basis of Selection

### **PART 5 - CERTIFICATIONS**

- 5.1. Certifications Required Precedent to Contract Award
- 5.2. Additional Certifications Required Precedent to Contract Award

### **PART 6 - RESULTING CONTRACT CLAUSES**

- 6.1 Requirement
- 6.2 Standard Clauses and Conditions
- 6.3 Term of Contract
- 6.4 Authorities
- 6.5 Payment
- 6.6 Invoicing Instructions
- 6.7 Certifications
- 6.8 Applicable Laws
- 6.9 Priority of Documents
- 6.10 SACC Manual Clauses

- 6.11 Inspection and Acceptance
- 6.12 Preparation for Delivery
- 6.13 Shipping Instructions - Delivery at Destination
- 6.14 Release Documents - Distribution
- 6.15 Post-Contract Award Meeting/Pre-Production Meeting
- 6.16 Progress Reports
- 6.17 Tools and Loose Equipment
- 6.18 Spare Part Availability
- 6.19 Material
- 6.20 Design Changes
- 6.21 Interchangeability
- 6.22 Packaging
- 6.23 Service at Delivery
- 6.24 Vehicle Recall Notices

## **Attachments**

Annex "A" - Pricing

Annex "B" - Purchase Description – Tandem Sliding Axle Trailer

Appendix 1 - Technical Information Questionnaire - Tandem Sliding Axle Trailer

## **PART 1 - GENERAL INFORMATION**

### **1.1 Requirement**

Canada is seeking proposals to procure:

1.1.1 Two (2) Tandem Sliding Axle Trailer and related items as described in Annex “A” - Pricing and in accordance with Annex “B”- Purchase Description - Tandem Sliding Axle Trailer.

1.1.2 Irrevocable options identified in Annex “A”- Pricing.

1.1.2.1 The options may only be exercised by the Contracting Authority and will be evidenced, for administrative purposes only, through a contract amendment.

1.1.2.2 The options may be exercised in whole or in part and on more than one occasion at the sole discretion of Canada, up to the maximum quantity identified in Annex “A”- Pricing.

1.1.2.3 The options may be exercised within eighteen (18) months after contract award.

### **1.2. Debriefings**

Bidders may request a debriefing on the results of the bid solicitation. Bidders should make the request to the Contracting Authority within 15 working days of receipt of notification that their bid was unsuccessful. The debriefing may be provided in writing, by telephone or in person.

### **1.3. Trade Agreements**

The requirement is subject to the provisions of the World Trade Organization Agreement on Government Procurement (WTO-AGP), the North American Free Trade Agreement (NAFTA), and the Agreement on Internal Trade (AIT).

## **PART 2 - BIDDER INSTRUCTIONS**

### **2.1 Standard Instructions, Clauses and Conditions**

All instructions, clauses and conditions identified in the bid solicitation by number, date and title are set out in the Standard Acquisition Clauses and Conditions *Standard Acquisition Clauses and Conditions Manual* (<https://buyandsell.gc.ca/policy-and-guidelines/standard-acquisition-clauses-and-conditions-manual>) Manual issued by Public Works and Government Services Canada.

Bidders who submit a bid agree to be bound by the instructions, clauses and conditions of the bid solicitation and accept the clauses and conditions of the resulting contract. The 2003 (2014-09-25) Standard Instructions - Goods or Services - Competitive Requirements, are incorporated by reference into and form part of the bid solicitation.

Subsection 5.4 of 2003, Standard Instructions - Goods or Services - Competitive Requirements, is amended as follows:

**Delete:** sixty (60) days

**Insert:** ninety (90) days

### **2.2 Submission of Bids**

Bids must be submitted only to Public Works and Government Services Canada (PWGSC) Bid Receiving Unit by the date, time and place indicated on page 1 of the bid solicitation.

### **2.3 Enquiries - Bid Solicitation**

All enquiries must be submitted to the Contracting Authority no later than seven (7) calendar days before the bid closing date. Enquiries received after that time may not be answered.

Bidders should reference as accurately as possible the numbered item of the bid solicitation to which the enquiry relates. Care should be taken by bidders to explain each question in sufficient detail in order to enable Canada to provide an accurate answer. Technical enquiries that are of a "proprietary" nature must be clearly marked "proprietary" at each relevant item. Items identified as proprietary will be treated as such except where Canada determines that the enquiry is not of a proprietary nature. Canada may edit the questions or may request that the Bidder do so, so that the proprietary nature of the question is eliminated, and the enquiry can be answered to all bidders. Enquiries not submitted in a form that can be distributed to all bidders may not be answered by Canada.

## **2.4 Applicable Laws**

Any resulting contract must be interpreted and governed, and the relations between the parties determined, by the laws in force in *Ontario*.

Bidders may, at their discretion, substitute the applicable laws of a Canadian province or territory of their choice without affecting the validity of their bid, by deleting the name of the Canadian province or territory specified and inserting the name of the Canadian province or territory of their choice. If no change is made, it acknowledges that the applicable laws specified are acceptable to the bidders.

## **2.5 Environmental Considerations**

Canada is committed to greening its supply chain. In April 2006, Canada issued a policy directing federal departments and agencies to take the necessary steps to acquire products and services that have a lower impact on the environment than those traditionally acquired. Environmental performance considerations include, among other things: the reduction of greenhouse gas emissions and air contaminants; improved energy and water efficiency; reduced waste and support reuse and recycling; the use of renewable resources; reduced hazardous waste; and reduced toxic and hazardous substances. In accordance with the Policy on Green Procurement, for this solicitation:

- Offerors / suppliers are requested to provide all correspondence including (but not limited to) documents, reports and invoices in electronic format unless otherwise specified by the Contracting Authority or Project Authority, thereby reducing printed material.
- Offerors / suppliers should recycle (shred) unneeded copies of non-classified/secure documents (taking into consideration the Security Requirements).
- Product components used in performing the services should be recyclable and/or reusable, whenever possible.

## **2.6 Improvement of Requirement During Solicitation Period**

Should bidders consider that the specifications, Statement of Work or Purchase Description contained in the bid solicitation could be improved technically or technologically, bidders are invited to make suggestions, in writing, to the Contracting Authority named in the bid solicitation. Bidders must clearly outline the suggested improvement as well as the reason for the suggestion. Suggestions that do not restrict the level of competition nor favour a particular bidder will be given consideration provided they are submitted to the Contracting Authority at least seven (7) days before the bid closing date. Canada will have the right to accept or reject any or all suggestions.

## **PART 3 - BID PREPARATION INSTRUCTIONS**

### **3.1 Bid Preparation Instructions**

Canada requests that bidders provide their bid in separately bound sections as follows:

Section I: Technical Bid (2 hard copies);

Section II: Financial Bid ( 1 hard copy);

Section III: Certifications (2 hard copies);

Section IV: Additional Information (2 hard copies)

Canada requests that bidders follow the format instructions described below in the preparation of their bid:

- (a) use 8.5 x 11 inch (216 mm x 279 mm) paper;
- (b) use a numbering system that corresponds to the bid solicitation;

In April 2006, Canada issued a policy directing federal departments and agencies to take the necessary steps to incorporate environmental considerations into the procurement process Policy on Green Procurement

(<http://www.tpsgc-pwgsc.gc.ca/ecologisation-greening/achats-procurement/politique-policy-eng.html>). To assist Canada in reaching its objectives, bidders should:

- 1) use paper containing fibre certified as originating from a sustainably-managed forest and containing minimum 30% recycled content; and
- 2) use an environmentally-preferable format including black and white printing instead of colour printing, printing double sided/duplex, using staples or clips instead of cerlox, duotangs or binders.

#### **Section I: Technical Bid**

In their technical bid, bidders should explain and demonstrate how they propose to meet the requirements and how they will carry out the Work.

Bidders should complete and submit with their bid the following;

- Appendix "1" - Technical Information Questionnaire - Tandem Sliding Axle Trailer.



## 1. Substitute and Alternatives

Bidders may propose substitutes and alternatives where "**shall<sup>(E)</sup>**" is indicated in the technical requirement description (Purchase Description/Statement of Requirement/Statement of Work). Offerors / suppliers are encouraged to offer or suggest green solutions whenever possible.

1.1 Substitutes and alternatives that are equivalent in form, fit, function and performance will be considered for acceptance by the Technical Authority where the Bidder:

- (a) Clearly identifies a substitute and/or an alternative;
- (b) Designates the brand name, model and/or part number of the substitute and/or of the product, where applicable;
- (c) States that the substitute product is fully interchangeable with the item specified in the technical requirement description;
- (d) Provides complete specifications and brochures, where applicable;
- (e) Provides compliance statements that include technical details showing the substitute and/or the alternative meet all technical requirements specified in the technical requirement description; and
- (f) Clearly identifies those areas in the technical requirement description and in the brochures that support the substitute and/or the alternative compliance with the technical requirements.



1.2 Substitutes and alternatives offered as equivalent in form, fit, function and performance will not be considered for acceptance by the Technical Authority if:

- (a) The bid fails to provide all of the information requested to allow the Technical Authority to fully evaluate the evaluate the equivalency; or
- (b) The substitute and/or the alternative fail to meet or fail to exceed the technical requirements specified in the technical requirement description.

**Section II: Financial Bid**

Bidders must submit their bid in accordance with the Basis of Payment specified in Part 6 and Annex A - Pricing. The total amount of applicable taxes must be shown separately.

**1. SACC Manual Clauses****1.1 Exchange Rate Fluctuation Risk Mitigation**

1. The Bidder may request Canada to assume the risks and benefits of exchange rate fluctuations. If the Bidder claims for an exchange rate adjustment, this request must be clearly indicated in the bid at time of bidding. The Bidder must submit form PWGSC-TPSGC 450 , Claim for Exchange Rate Adjustments with its bid, indicating the Foreign Currency Component (FCC) in Canadian dollars for each line item for which an exchange rate adjustment is required.
2. The FCC is defined as the portion of the price or rate that will be directly affected by exchange rate fluctuations. The FCC should include all related taxes, duties and other costs paid by the Bidder and which are to be included in the adjustment amount.
3. The total price paid by Canada on each invoice will be adjusted at the time of payment, based on the FCC and the exchange rate fluctuation provision in the contract. The exchange rate adjustment will only be applied where the exchange rate fluctuation is greater than 2% (increase or decrease).
4. At time of bidding, the Bidder must complete columns (1) to (4) on form PWGSC-TPSGC 450 , for each line item where they want to invoke the exchange rate fluctuation provision. Where bids are evaluated in Canadian dollars, the dollar values provided in column (3) should also be in Canadian dollars, so that the adjustment amount is in the same currency as the payment.
5. Alternate rates or calculations proposed by the Bidder will not be accepted for the purposes of this exchange rate fluctuation provision.

**Section III: Certifications**

Bidders must submit the certifications required under Part 5 - Certifications.

**Section IV Additional Information**

Canada requests that bidders submit the following information:

## **1. Delivery**

### **1.1 Firm Quantity**

While delivery of the trailers is requested as soon as possible, the best delivery that can be offered is as follows:

Item 001 – Two (2) Tandem Sliding Axle Trailers and related items will be delivered within \_\_\_\_\_ calendar days from the effective date of the contract.

### **1.2 Optional Quantity**

If an option is exercised, the best delivery that can be offered is as follows:

Item 002 – Two (2) Tandem Sliding Axle Trailers and related items will be delivered within \_\_\_\_\_ calendar days after an option is exercised.

### **1.3 Manufacturer's Standard Warranty Period**

Canada requests that the Bidder provide details of the manufacturer's standard warranty period for the vehicle/equipment and its component that exceeds the minimum warranty period of twelve (12) months.

---

## **PART 4 - EVALUATION PROCEDURES AND BASIS OF SELECTION**

### **4.1. Evaluation Procedures**

- (a) Bids will be assessed in accordance with the entire requirement of the bid solicitation including the technical and financial evaluation criteria.
- (b) An evaluation team composed of representatives of Canada will evaluate the bids.

#### **4.1.1 Mandatory Technical Evaluation Criteria**

##### **4.1.1.1 Mandatory Proof of Compliance**

Bidders must submit, with their bid, all proof of compliance required in the Annex B - Purchase Description and the Appendix 1 - Technical Information Questionnaire.

##### **4.1.1.2 Substitutes and/or Alternatives**

Bidders proposing substitutes and/or alternatives must provide all the information as detailed in Part 3 - Substitutes and Alternatives to be considered for evaluation.

#### **4.1.2 Mandatory Financial Evaluation Criteria**

**4.1.2.1** Bidders must provide, with their bid, the financial information requested in the bid solicitation and at Annex A - Pricing for items 001, 002 and 003.

**4.1.2.2** The prices of the bid Bids must be in Canadian dollars, DDP Delivered Duty Paid at destination, Incoterms 2000, for the firm quantity for item 001 and FCA Free Carrier at Contractor's Canadian facility, Incoterms 2000 for optional quantities items 002 and 003. Canadian Custom Duties and Excise Taxes included where applicable, and Applicable Taxes are extra.

**4.1.2.3** Bids will be evaluated on an aggregate price basis for the firm quantity, the optional quantity and the familiarization instructions/training (option).

**4.1.2.4** To determine the total price for the firm quantity and the familiarization instructions/training (option), calculation will be as follows:

- a) The firm unit price for the firm quantity and familiarization instructions/training (option) will be multiplied by the their identified estimated quantity quantities.

**4.1.2.5** Since the optional quantities are to be exercised within eighteen (18) months, the firm unit price for the optional quantity will be averaged.

To determine the averaged price for the optional quantities, calculation will be as follows:

a) The firm unit price for the optional quantity for each period of twelve (12) and six (6) months will be added; and

b) The sum will be divided by two (2).

**4.1.2.6** To determine the aggregate evaluated price for the firm quantity, optional quantity and the familiarization instructions/training (option), calculation will be as follows:

a) The averaged price for the optional quantity obtained in 1.2.3.2 (b) above will be multiplied by the total estimated optional quantity identified; and

b) The result will be added to the total price for the firm quantity and the familiarization instructions/training (option) obtained in 1.2.3.1 (a) above

## **4.2. Basis of Selection**

A bid must comply with the requirements of the bid solicitation and meet all mandatory technical and financial evaluation criteria to be declared responsive. The responsive bid with the lowest evaluated aggregate price will be recommended for award of a contract.

## **PART 5 - CERTIFICATIONS**

Bidders must provide the required certifications and associated information to be awarded a contract.

The certifications provided by bidders to Canada are subject to verification by Canada at all times. Canada will declare a bid non-responsive, or will declare a contractor in default in carrying out any of its obligations under the Contract, if any certification made by the Bidder is found to be untrue whether made knowingly or unknowingly during the bid evaluation period or during the contract period.

The Contracting Authority will have the right to ask for additional information to verify the Bidder's certifications. Failure to comply and cooperate with any request or requirement imposed by the Contracting Authority may render the bid non-responsive or constitute a default under the Contract.

### **5.1. Certifications Required Precedent to Contract Award**

#### **5.1.1 Integrity Provisions – Associated Information**

By submitting a bid, the Bidder certifies that the Bidder and its Affiliates are in compliance with the provisions as stated in Section 01 Integrity Provisions - Bid of Standard Instructions 2003. The associated information required within the Integrity Provisions will assist Canada in confirming that the certifications are true.

#### **5.1.2 Federal Contractors Program for Employment Equity - Bid Certification**

By submitting a bid, the Bidder certifies that the Bidder, and any of the Bidder's members if the Bidder is a Joint Venture, is not named on the Federal Contractors Program (FCP) for employment equity "FCP Limited Eligibility to Bid" list ([http://www.labour.gc.ca/eng/standards\\_equality/eq/emp/fcp/list/inelig.shtml](http://www.labour.gc.ca/eng/standards_equality/eq/emp/fcp/list/inelig.shtml)) available from Employment and Social Development (ESDC) - Labour's website.

Canada will have the right to declare a bid non-responsive if the Bidder, or any member of the Bidder if the Bidder is a Joint Venture, appears on the "FCP Limited Eligibility to Bid" list at the time of contract award.

### **5.2. Additional Certifications Required Precedent to Contract Award**

The certifications listed below should be completed and submitted with the bid, but may be submitted afterwards. If any of these required certifications is not completed and submitted as requested, the Contracting Authority will inform the Bidder of a time frame within which to

provide the information. Failure to comply with the request of the Contracting Authority and to provide the certifications within the time frame provided will render the bid non-responsive.

### **5.2.1 Product Conformance**

The Bidder certifies that all vehicles/equipment proposed conform, and will continue to conform throughout the duration of the contract, to all technical specifications of the purchase description(s).

This certification does not relieve the bid from meeting all mandatory technical evaluation criteria detailed in Part 4.

---

Bidder's authorized representative signature

---

Date

---

## PART 6 - RESULTING CONTRACT CLAUSES

### 6.1. Requirement

6.1.1 The Contractor must deliver two (2) Tandem Sliding Axle Trailers and related items as described in Annex “A” - Pricing and in accordance with Annex “B” - Purchase Description - Tandem Sliding Axle Trailers.

6.1.2 The Contractor grants to Canada irrevocable options identified in Annex “A” - Pricing.

6.1.2.1 The options may only be exercised by the Contracting Authority and will be evidenced, for administrative purposes only, through a contract amendment.

6.1.2.2 The options may be exercised in whole or in part and on more than one occasion at the sole discretion of Canada, up to the maximum quantity identified in Annex “A” - Pricing.

6.1.2.3 The options may be exercised within eighteen (18) months after contract award.

#### 6.1.3 Optional Extended Warranty Period (if applicable)

The Contractor grants to Canada the irrevocable option to extend the warranty period for an additional \_\_\_\_\_ months (to be inserted by PWGSC at time of contract award), under the same terms and conditions and at the price stated in the Contract at Annex “A” - pricing. The option may only be exercised by the Contracting Authority and will be evidenced, for administrative purposes only, through a contract amendment.

The Contracting Authority may exercise the option within ninety (90) calendar days after contract award and/or the exercising of an option by sending a written notice to the Contractor.

### 6.2. Standard Clauses and Conditions

All clauses and conditions identified in the Contract by number, date and title are set out in the Standard Acquisition Clauses and Conditions Manual *Standard Acquisition Clauses and Conditions Manual* (<https://buyandsell.gc.ca/policy-and-guidelines/standard-acquisition-clauses-and-conditions-manual>)) issued by Public Works and Government Services Canada.



### 6.2.1 General Conditions

2010A (2014-11-27) General Conditions - Goods (Medium Complexity), apply to and form part of the contract.

Section 09 entitled Warranty of general conditions 2010A is amended by deleting subsection 2 in its entirety and replacing it with the following:

The Contractor must pay the transportation cost associated with returning the Work or any part of the Work to the Contractor's plant for replacement, repair or making good. The Contractor must also pay the transportation cost associated with forwarding the replacement or returning the Work or part of the Work when rectified to the delivery point specified in the Contract or to another location as directed by Canada. If, in the opinion of Canada, it is not expedient to remove the Work from its location, the Contractor must carry out any necessary repair or making good of the Work at that location. In such cases, the Contractor will be responsible for all Costs (including travel and living expenses) incurred in so doing, Canada will not reimburse these Costs.

If action to effect repairs under warranty cannot be initiated within **two (2)** working days and completed within a reasonable length of time or if the Contractor has no repair facilities in the immediate vicinity (**within 100 kilometres**) of the specified delivery destinations (consignees), the Department of National Defence reserves the right to make such repairs and be reimbursed by the Contractor at the rate of **\$103.91** per hour for labour and the cost for replaced parts."

## 6.3. Term of Contract

### 6.3.1 Delivery of trailers

#### 6.3.1.1 Firm Quantity

Delivery date of the trailers must be made as follows:

Item 001 – Two (2) Tandem Sliding Axle Trailers and related items must be delivered on or before \_\_\_\_\_ (Date to be inserted by PWGSC the Contracting Authority at time of contract award.)

#### 6.3.1.2 Option Quantity

Item 002 – Up to two (2) Tandem Sliding Axle Trailers and related items to be delivered within \_\_\_\_\_ calendar days after an option is exercised. (Days to be inserted by PWGSC the Contracting Authority at time of contract award.)

## 6.4. Authorities

### 6.4.1 Contracting Authority

The Contracting Authority for the Contract is:

Name: Erik Martin  
Title: Supply Specialist  
Organization: Public Works and Government Services Canada - Acquisitions Branch  
LEFT Directorate, HP Division,  
7A2, Place du Portage, Phase 3, 11 Laurier Street, Gatineau Quebec,  
K1A 0S5  
Telephone: 819 956-3842  
Facsimile: 819 953-2953  
E-mail: erik.martin@pwgsc-tpsgc.gc.ca

The Contracting Authority is responsible for the management of the Contract and any changes to the Contract must be authorized in writing by the Contracting Authority. The Contractor must not perform work in excess of or outside the scope of the Contract based on verbal or written requests or instructions from anybody other than the Contracting Authority.

### 6.4.2 Procurement Authority

The Procurement Authority for the Contract is:

Name: \_\_\_\_\_ (To be inserted by PWGSC at time of contract award.)  
Title: \_\_\_\_\_  
Organization: \_\_\_\_\_  
\_\_\_\_\_  
\_\_\_\_\_  
\_\_\_\_\_  
Telephone: \_\_\_\_-\_\_\_\_-\_\_\_\_\_  
Facsimile: \_\_\_\_-\_\_\_\_-\_\_\_\_\_  
E-mail: \_\_\_\_\_

The Procurement Authority is the representative of the department or agency for whom the Work is being carried out under the Contract. The Procurement Authority is responsible for the implementation of tools and processes required for the administration of the Contract. The Contractor may discuss administrative matters identified in the Contract with the Procurement Authority however the Procurement Authority has no authority to authorize changes to the scope of the Work. Changes to the scope of Work can only be made through a contract amendment issued by the Contracting Authority.

**6.4.3 Technical Authority:**

The Technical Authority for the Contract is:

Name: \_\_\_\_\_ (To be inserted by PWGSC at time of contract award.)

Title: \_\_\_\_\_

Organization: \_\_\_\_\_

\_\_\_\_\_

\_\_\_\_\_

\_\_\_\_\_

Telephone: \_\_\_\_ - \_\_\_\_ - \_\_\_\_

Facsimile: \_\_\_\_ - \_\_\_\_ - \_\_\_\_

E-mail: \_\_\_\_\_

The Technical Authority named above is the representative of the department or agency for whom the Work is being carried out under the Contract and is responsible for all matters concerning the technical content of the Work under the Contract. Technical matters may be discussed with the Technical Authority, however the Technical Authority has no authority to authorize changes to the scope of the Work. Changes to the scope of the Work can only be made through a contract amendment issued by the Contracting Authority.

**6.4.4 Contractor's Representative**

Name and telephone number of the person responsible for:

**General enquiries**

Name: \_\_\_\_\_ (To be completed by the bidder.)

Title: \_\_\_\_\_

Telephone: \_\_\_\_ - \_\_\_\_ - \_\_\_\_

Facsimile: \_\_\_\_ - \_\_\_\_ - \_\_\_\_

E-mail: \_\_\_\_\_

**Delivery follow-up**

Name: \_\_\_\_\_ (To be completed by the bidder.)

Title: \_\_\_\_\_

Telephone: \_\_\_\_ - \_\_\_\_ - \_\_\_\_

Facsimile: \_\_\_\_ - \_\_\_\_ - \_\_\_\_

E-mail: \_\_\_\_\_

**6.4.5 After Sales Service**

The following dealer and/or agent is authorized to provide after sales service, maintenance and warranty repairs and a full range of repair parts for the

---

trailers/equipment offered:

**Item 001**

Name: \_\_\_\_\_

Address: \_\_\_\_\_

Telephone Number: \_\_\_\_\_

Distance between the delivery location and the dealer and/or agent: \_\_\_\_\_ km

**6.5. Payment****6.5.1 Basis of Payment**

In consideration of the Contractor satisfactorily completing all of its obligations under the Contract, the Contractor will be paid the firm price(s) specified in Annex "A" - Pricing, and as follows:

**6.5.1.1 Basis of Payment (BOP) Type 1**

Firm lot prices in Canadian dollars, Delivered Duty Paid at destination, Incoterms 2000, including Canadian Custom Duties and Excise Taxes included where applicable, and applicable Taxes are extra.

The price paid will be adjusted in accordance with the exchange rate fluctuation provision (as applicable). **(delete if the bidder does not request the exchange rate fluctuation)**

**6.5.1.2 Basis of Payment (BOP) Type 2**

Firm lot prices in Canadian dollars, FCA Free Carrier, Incoterms 2000 at Contractor's Canadian facility or Contractor's Canadian distribution point, including Canadian Custom Duties and Excise Taxes included where applicable, and applicable Taxes are extra.

The price paid will be adjusted in accordance with the exchange rate fluctuation provision (as applicable). **(delete if the bidder does not request the exchange rate fluctuation)**

**6.5.1.3 Basis of Payment (BOP) Type 3**

Price to be negotiated in Canadian dollars, Delivered Duty Paid at destination, Incoterms 2000, including Canadian Custom Duties and Excise Taxes included where applicable, and applicable Taxes are extra.

---

The transportation cost will be "negotiated" when Canada intends to exercise an option and has identified the applicable quantities and destinations. When requested by Canada, as a basis for negotiation, the Contractor must provide the transportation price(s) and relevant information.

#### **6.5.1.4 Basis of Payment (BOP) Type 4**

The Contractor will be reimbursed its authorized travel and living expenses reasonably and properly incurred in the performance of the Work, at cost, without any allowance for profit and/or administrative overhead, in accordance with the meal, private vehicle and incidental expenses provided in Appendices B, C and D of the National Joint Council Travel Directive (<http://www.njc-cnm.gc.ca/directive/index.php?sid=90&hl=1&lang=eng>), and with the other provisions of the directive referring to "travellers", rather than those referring to "employees".

All travel must have the prior authorization of the Technical Authority. All payments are subject to government audit.

When requested by Canada, the Contractor must provide an estimated cost and relevant information for the travel and living.

The price paid will be adjusted in accordance with the exchange rate fluctuation provision (as applicable). **(delete if the bidder does not request the exchange rate fluctuation)**

#### **6.5.2 SACC Manual Clauses**

H1001C Multiple Payments

2008-05-12

#### **6.5.3 Exchange Rate Fluctuation Adjustment**

1. The foreign currency component (FCC) is defined as the portion of the price or rate that will be directly affected by exchange rate fluctuation. The FCC should include all related taxes, duties and other costs paid by the Bidder and which are to be included in the adjustment amount.
2. For each line item where a FCC is identified, Canada assumes the risks and benefits for exchange rate fluctuation, as shown in the Basis of Payment. For such items, the exchange rate fluctuation amount is determined in accordance with the provision of this clause.
3. The total price paid by Canada on each invoice will be adjusted at the time of payment, based on the FCC and the exchange rate fluctuation provisions in the contract. The

exchange rate adjustment amount will be calculated in accordance with the following formula:

$$\text{Adjustment} = \text{FCC} \times \text{Qty} \times (i_1 - i_0) / i_0$$

where formula variables correspond to:

**FCC**

Foreign Currency Component (per unit)

**$i_0$**



Initial exchange rate (CAN\$ per unit of foreign currency [e.g. US\$1])

**$i_1$**

exchange rate for adjustments (CAN\$ per unit of foreign currency [e.g. US\$1])

**Qty**

quantity of units

4. The initial exchange rate is typically set as the noon rate as published by the Bank of Canada on the solicitation closing date.
5. For goods, the exchange rate for adjustment will be the noon rate as published by the Bank of Canada on the date the goods were delivered. For services, the exchange rate for adjustment will be the noon rate on the last business day of the month for which the services were performed. For advance payments, the exchange rate for adjustment will be the noon rate on the date the payment was due. The most recent noon rate will be used for non-business days.
6. The Contractor must indicate the total exchange rate adjustment amount (either upward, downward or no change) as a separate item on each invoice or claim for payment submitted under the Contract. Where an adjustment applies, the Contractor must submit with their invoice form PWGSC-TPSGC 450 , Claim for Exchange Rate Adjustments.
7. The exchange rate adjustment will only be applied where the exchange rate fluctuation is greater than 2% (increase or decrease), calculated in accordance with column 8 of form PWGSC-TPSGC 450  (i.e.  $[i_1 - i_0] / i_0$ ).
8. Canada reserves the right to audit any revision to costs and prices under this clause.

## 6.6 Invoicing Instructions

- 6.6.1 The Contractor must submit invoices in accordance with the section entitled "Invoice Submission" of the general conditions. Invoices cannot be submitted until all work identified in the invoice is completed. Offerors / suppliers are requested to provide invoices in electronic format unless otherwise specified by the Contracting Authority or Project Authority, thereby reducing printed material.
- 6.6.2 Invoices must be distributed as follows:

- 
- (a) The original and one (1) copy must be forwarded to the following address for certification and payment:

National Defence Headquarters  
Mgen George R. Pearkes Bldg  
101 Colonel By Drive  
Ottawa, Canada  
K1A 0K2

Attention: DLP \_\_\_\_\_ (to be inserted by PWGSC at time of contract award),

- (b) One (1) copy must be forwarded to the PWGSC Contracting Authority identified under the section entitled "Authorities" of the Contract.

#### 6.6.3 Holdback

A ten percent (10%) holdback will apply on the total price of each trailers (items 001 and 002) on any due payment of the said vehicle/equipment. Release of the holdback (10%) is conditional upon receipt and certified acceptance by inspection authority of the said vehicle and all related items as identified in Annex "A" - Pricing.

Applicable Taxes must be calculated on the total amount of the claim before the holdback is applied. At the time the holdback is claimed, there will be no Taxes payable as it was claimed and payable under the previous invoice.

- (a) The original and one (1) copy of the invoice for the holdback must be forwarded to the Procurement Authority identified under the section entitled "Authorities" of the Contract.
- (b) One (1) copy must be forwarded to the Contracting Authority identified under the section entitled "Authorities" of the Contract.

### 6.7. Certifications

#### 6.7.1 Compliance

Compliance with the certifications and related documentation provided by the Contractor in its bid is a condition of the Contract and subject to verification by Canada during the term of the Contract. If the Contractor does not comply with any certification, provide the related documentation or if it is determined that any certification made by the Contractor in its bid is untrue, whether made knowingly or unknowingly, Canada has the right, pursuant to the default provision of the Contract, to terminate the Contract for default.

## 6.8 Applicable Laws

The Contract must be interpreted and governed, and the relations between the parties determined, by the laws in force in Ontario.

## 6.9 Priority of Documents

If there is a discrepancy between the wording of any documents that appear on the list, the wording of the document that first appears on the list has priority over the wording of any document that subsequently appears on the list.

- (a) the Articles of Agreement;
- (b) 2010A (2014-11-27) General Conditions - Goods (Medium Complexity);
- (c) Annex "A" - Pricing;
- (d) Annex "B" - Purchase Description – Tandem Sliding Axle Trailer
- (e) Appendix 1- Technical Information Questionnaire - Tandem Sliding Axle Trailer
- (f) the Contractor's bid dated \_\_\_\_\_

## 6.10 SACC Manual Clauses

A1009C	Work Site Access	2008-05-12
A9006C	Defence Contract	2012-07-16
A9049C	Vehicle Safety	2011-05-16
C2800C	Priority Rating	2013-01-28
C2801C	Priority Rating - Canadian-based Contractors	2014-11-27
D5545C	ISO 9001:2000 - Quality Management Systems - Requirements (QAC C)	2010-08-16
D9002C	Incomplete Assemblies	2007-11-30
G1005C	Insurance	2008-05-12

## 6.11 Inspection and Acceptance

The Technical Authority is the Inspection Authority. All reports, deliverable items, documents, goods and all services rendered under the Contract are subject to inspection by the Inspection Authority or representative. Should any report, document, good or service not be in accordance with the requirements of the Statement of Work and to the satisfaction of the Inspection Authority, as submitted, the Inspection Authority will have the right to reject it or require its correction at the sole expense of the Contractor before recommending payment.



## **6.12 Preparation for Delivery**

The vehicle / equipment must be serviced, adjusted and delivered in condition for immediate use. The interior and exterior must be cleaned before leaving the factory and being released to inspection authority or consignee personnel at the final delivery location.

All vehicles delivered to the consignee are to be delivered between the hours of 8:00 am and 4:00 pm Monday through Friday, except Federal holidays. Any attempt by the carrier to deliver vehicles before or after these hours may be refused unless arrangements have been made for authorized, qualified personnel to be available to perform inspections and to accept the delivery. When the carrier is required to return due to its failure to make an appointment for delivery, Canada will not be liable to pay for additional costs.

## **6.13 Shipping Instructions - Delivery at Destination (For Firm quantities)**

6.13.1 The Contractor must ship the goods prepaid DDP - Delivered Duty Paid Richmond, Ontario, Canada. Unless otherwise directed, delivery must be made by the most economical means. Shipping charges must be shown as a separate item on the Contractor's invoice. The Contractor is responsible for all delivery charges, administration, costs and risks of transport and customs clearance, including the payment of customs duties and taxes.

6.13.2 The Contractor must deliver the goods by appointment only. The Contractor or its carrier must arrange delivery appointments by contacting the contacts specified in Annex "A"- Pricing. The consignee may refuse shipments when prior arrangements have not been made.

## **6.15 Post-Contract Award Meeting/Pre-Production Meeting**

Within ten (10) working days of the receipt of the Contract, the Contractor must contact the Technical Authority to determine the details of a pre-production meeting. The meeting will be held at the Contractor's plant\_\_\_\_\_ (Bidder to specify location). Cost of holding such pre-production meeting must be included in the price of the bid. Please note that the travel and living expenses for Government Personnel will be arranged and paid for by the Canada. The crown reserves the right to carry out the Post-Contract Award Meeting/Pre-Production Meeting via teleconference.

## **6.16 Progress Reports**

The Contractor must submit monthly reports, in electronic format, on the progress of the Work, to both the Technical Authority and the Contracting Authority.

Each progress report must address the following questions:

- (a) Is the delivery on schedule?
- (b) Is the Contract free of any areas of concern in which the assistance or guidance of Canada may be required?
- (c) Each negative response must be supported with an explanation.

### **6.17 Tools and Loose Equipment**

For shipment verification, all items and tools, which are shipped loose with the trailers/equipment must be listed on the Inspection Certificate (CF 1280) or on an attached packing note.

### **6.18 Spare Parts Availability**

The contractor must ensure that spare parts required to properly maintain and repair the complete vehicle covered by this specification will be available for purchase by the Department of National Defence, or its authorized agents, for a period of **10 years**.

### **6.19 Material**

Material supplied must be new unused and of current production by manufacturer. (2015 model-year or newer).

### **6.20 Design Changes**

The "Design Change, Design Deviation and Waiver Procedure" as defined in National Defence Standard D-02-006-008/SG-0001 must apply.

### **6.21 Interchangeability**

Unless changes during the production run are authorized by Procurement Authority, all vehicles supplied against any one item of a contract must be the same make and model, and all like assemblies, sub-assemblies and parts must be interchangeable.

### **6.22 Packaging**

The methods used for preservation and packaging must be in conformity with the Contractor's normal standard for domestic shipment or, if necessary, with standards for overseas shipment as below deck cargo.

### **6.23 Service at Delivery**

The Contractor must send a Service Representative to each delivery destination to perform the assembly/preparation on all vehicles delivered. Cost to provide this service must be included in the price of each vehicle.

### **6.24 Vehicle Recall Notices**

All vehicle recall notices must be forwarded to:

National Defence Headquarters  
MGen George R. Pearkes Building  
101 Colonel By Drive  
Ottawa, Ontario K1A 0K2

Attention: (designation and name of TA to be inserted by PWGSC at contract award)

**ANNEX “A” - PRICING****Item 001 Tandem Sliding Axle Trailer (Firm Quantity)**

The Contractor must deliver the vehicle/equipment including the sample manuals, CD of all approved manuals, data summary, photographs, warranty letter(s), preventative maintenance replacement parts kit list, line setting ticket, special tools list and familiarization training in accordance with the attached Annex “B” - Purchase Description – Tandem Sliding Axle Trailer.

The Tandem Sliding Axle Trailer and related items must be delivered to:

Department of National Defence  
8355 Franktown Road  
Receipts- Bldg #14  
Richmond, ON  
K0A 2Z0

Delivery contact: \_\_\_\_\_ (Name to be inserted by PWGSC at time of contract award.)

Date of delivery: \_\_\_\_\_ (Date to be inserted by PWGSC at time of contract award.)

Firm unit price of \$ \_\_\_\_\_ per trailer, including all equipment and related items, in accordance with Basis of Payment Type 1 (as detailed at Clause 5.1 Basis of Payment).

Quantity: two (2)

**Item 002 Tandem Sliding Axle Trailer (Optional Quantity)**

If this option is exercised, the Contractor must deliver the trailer/equipment including the sample manuals, CD of all approved manuals, warranty letter(s), preventative maintenance replacement parts kit list, line setting ticket, special tools list in accordance with the attached Annex “B” - Purchase Description - Tandem Sliding Axle Trailer.

The Contractor must deliver the trailer/equipment including the sample manuals, CD of all approved manuals, warranty letter(s), preventative maintenance replacement parts kit list, line setting ticket, special tools list and the familiarization if required.

---

1st Year – If exercised within the first 12 months period from date of contract award.

Firm lot price of \$\_\_\_\_\_ per trailer/equipment and ancillary items, at Contractor's Canadian facility or Contractor's Canadian distribution point in accordance with Part 6, Basis of Payment Type 2.

Last 6 months – If exercised between the first day of the 13<sup>th</sup> month and the last day of the 18<sup>th</sup> month period from date of contract award.

Firm lot price of \$\_\_\_\_\_ per trailer/equipment and ancillary items, at Contractor's Canadian facility or Contractor's Canadian distribution point in accordance with Part 6, Basis of Payment Type 2.

Quantity: Up to two (2)

**Item 003 Familiarization instructions/training (Option)**

If this option is exercised, the Contractor must provide familiarization instruction/training, in accordance with the attached Annex “B”- Purchase Description - Tandem Sliding Axle Trailer

Firm unit price of \$\_\_\_\_\_ in accordance with Basis of Payment Type 2(as detailed at Clause 5.1 Basis of Payment).

Quantity: up to two (2)

**Item 004 Transportation Cost (optional Quantities)**

*(Item 004 will not be included in the financial evaluation)*

If optional transportation is exercised, the contractor must deliver the vehicle/equipment to final destination detailed below.

The (type of vehicle) and ancillary items must be delivered to:

\_\_\_\_\_(to be provided by PWGSC if an option is exercised)

\_\_\_\_\_

\_\_\_\_\_

\_\_\_\_\_

Delivery contact: \_\_\_\_\_ (Name to be inserted by PWGSC if an option is exercised.)

Date of delivery: \_\_\_\_\_ (Date to be inserted by PWGSC if an option is exercised.)

Quantity: Up to two (2)

Negotiated price: \$(to be negotiated if an option is exercised) per vehicle/equipment, for transportation cost, Delivered Duty Paid at destination, in accordance with Clause 5.1, Basis of Payment Type 3.

**Item 005 Travel and Living for Familiarization Instruction/Training (Option)**

*(Item 005 will not be included in the financial evaluation)*

All travel must have the prior authorization of the Technical Authority. All payments are subject to government audit.

When requested by Canada, the Contractor must provide an estimated cost for the travel and living.

Estimated cost: \_\_\_\_\_ Familiarization Instruction/Training, for Travel and Living expenses, Delivered Duty Paid at destination, in accordance with Clause 5.1, Basis of Payment Type 4.

Quantity: up to two (2)

**Item 006 Optional Extended Warranty Period**

**Optional warranty coverage available:**      YES \_\_\_\_\_ NO \_\_\_\_\_

*(Item 006 will not be included in the financial evaluation)*

If yes, Canada requests that the Bidder provide details and pricing information of any optional extended warranty period available for the vehicle/equipment and any related items.

If exercised, the warranty period will be extended for an additional period of \_\_\_\_\_ months/calendar days.

Firm unit price of \$\_\_\_\_\_ Basis of Payment Type 2 (as detailed in Clause 5.1)



## ANNEX B

### The Canadian Forces Material Transportation Equipment

### **PURCHASE DESCRIPTION (PD) FOR TANDEM SLIDING AXLE TRAILER**

27 April 2015

OPI: DLP 6/DAAT 6  
National Defence Headquarters  
Major General George R. Pearkes Building  
Ottawa, Ontario  
K1A 0K2

---

Issued on Authority of the Chief of the Defence Staff  
Publiée avec l'autorisation du Chef d'état-major de la Défense

## TABLE OF CONTENTS

1.0	SCOPE.....	4
1.1	Scope .....	4
1.2	Instructions.....	4
1.3	Definitions.....	4
1.4	Configuration Capability Table .....	5
1.5	Delivery Requirement Summary.....	5
2.0	APPLICABLE DOCUMENTS.....	6
3.0	REQUIREMENTS .....	6
3.1	Standard Design .....	6
3.2	Operating Conditions .....	6
3.3	Vehicle Safety Regulations .....	7
3.4	Human Engineering and Safety .....	7
3.5	General Description .....	7
3.6	Performance and Dimensions .....	7
3.6.1	Performance.....	7
3.6.2	Dimensions .....	7
3.7	Construction.....	8
3.7.1	Frame.....	8
3.7.2	Main Deck .....	8
3.7.3	Kingpin .....	9
3.7.4	Gooseneck .....	9
3.7.5	Landing Gear .....	9
3.8	Auxiliary Power Unit .....	9
3.9	Braking System.....	11
3.10	Axles.....	11
3.10.1	Suspension.....	12
3.11	Wheels and Tires .....	12
3.12	Electrical System.....	12
3.13	Lighting/Reflective Devices .....	13
3.14	Lubricants and Hydraulic Fluids .....	13
3.15	Miscellaneous Equipment .....	13
3.15.1	Equipment Location .....	13
3.15.2	Towing/Tie-down Points .....	13
3.15.3	Storage Compartments .....	<b>Error! Bookmark not defined.</b>
3.15.4	Mud Flaps.....	14
3.15.5	Conspicuity Tape.....	14
3.15.6	Removable Placard Holders .....	14
3.15.7	Flag Holders .....	14
3.15.8	Licence Plate Holder.....	15
3.15.9	Document Holder.....	15
3.16	Paint and Corrosion Protection .....	15
3.16.1	Paint Finish.....	15
3.16.2	Paint Color.....	15
3.16.3	Corrosion Protection System.....	15
3.16.4	Corrosion Resistant Materials.....	16
3.17	Identification.....	16
3.18	Warning and Instruction Plates .....	16



27 April 2015

3.19	Delivery Condition .....	16
3.20	Documentation and Support Items.....	16
3.21	Training .....	17
3.22	Safety Recalls and Servicing Data .....	18
3.23	General .....	18

27 April 2015

## 1.0 SCOPE

### 1.1 Scope

This purchase description covers the requirements for a Tandem Sliding Axle Trailer to transport freight, vehicles and heavy equipment

### 1.2 Instructions

The following instructions and definitions apply to the interpretation of this purchase description:

- (a) Requirements, which are identified by the word “shall”, are mandatory. Deviations will not be permitted;
- (b) Requirements identified by “shall<sup>(E)</sup>” are mandatory. The Technical Authority will consider substitutes/alternatives for acceptance as an Equivalent;
- (c) Requirements identified with a “will” define actions to be performed by Canada and require no action/obligation on the Contractor’s part;
- (d) Where “shall”, “shall<sup>(E)</sup>”, or “will” are not used, the information provided is for guidance only;
- (e) In this document "provided" shall mean "provided and installed";
- (f) Where technical certification is required, a copy of the certification or an acceptable proof of compliance shall be provided upon request;
- (g) Metric measurements shall be used to define the requirement. Other measurements are for reference only and may not be exact conversions; and
- (h) Dimensions stated as nominal shall be treated as approximate dimensions. Nominal dimensions reflect a method by which materials or products are generally identified for sale commercially, but which differ from the actual dimensions.

### 1.3 Definitions

The following definitions apply to the interpretation of this Purchase Description:

- (a) “Technical Authority” - The government official responsible for technical content of this requirement;
- (b) “Equivalent” - A standard, means, or component type, which has been accepted by the Technical Authority as meeting the specified requirements for form, fit, function and performance;
- (c) “Proof of Compliance” is defined as an unaltered document, such as a brochure and/or technical literature and/or a third party test report provided by a nationally and/or internationally recognized testing facility and/or a report generated by a nationally and/or internationally recognized third party software. The document shall provide detailed information on each performance requirement and/or specification. Where a document submitted as Proof of Compliance does not cover all the performance requirements and/or specifications or when no such document is available or when modifications to the original equipment or customization are required to achieve the performance requirements and/or specifications, a Certificate of Attestation (as a separate document) signed by a senior engineer representing the Original Equipment Manufacturer (OEM) detailing the

modifications and how they meet the performance requirements and/or specifications shall be provided. The certificate shall detail all performance requirements and/or specifications required to substantiate compliance. One certificate can be provided for one or all performance requirements and/or specifications; and

- (d) “Road legal” are the characteristics that a vehicle must have so that it can be legally operated on all Canadian highway and secondary roads, not having special restrictions, without requiring overweight or dimensional permits.

#### 1.4 Configuration Capability Table

The following table details the design requirements, which shall be met for the configuration offered:

Table 1: Performance and Dimension Summary

CHARACTERISTIC	CLAUSE	VALUE	UNITS
MINIMUM PAYLOAD	3.6.1(a)	31,751	kg
		70,000	lbs.
MINIMUM SPEED	3.6.1(b)	105	km/h
		65	mph
MAXIMUM OVERALL WIDTH	3.6.2(a)	259	cm
		102	in
MAXIMUM OVERALL LENGTH	3.6.2(b)	16.2	m
		53	ft
MINIMUM MAIN DECK LENGTH	3.6.2(c)	13	m
		42.5	ft
MINIMUM MAIN DECK HEIGHT (UNLADEN)	3.6.2(d)	0.9	cm
		38	in
MINIMUM GOOSNECK DECK LENGTH	3.6.2(e)	2.7	m
		8.75	ft
MINIMUM LANDING WHEEL CLEARANCE	3.6.2(f)	206	cm
		81	in
MINIMUM YIELD STRENGTH (MAIN FRAME BEAMS)	3.7.1(a)	689	MPa
		100,000	psi
MINIMUM YIELD STRENGTH (LOAD BEARING CROSS MEMBERS)	3.7.1(b)	552	MPa
		80,000	psi
MINIMUM OUTRIGGERS SIDE EXTENSION (EACH)	3.7.1(c)i.b	254	mm
		10	in
MAXIMUM FRONT OF TRAILER TO KINGPIN DISTANCE	3.7.3(b)	53	cm
		21	in
MINIMUM KINGPIN HEIGHT	3.7.3(c)	122	cm
		48	in
MINIMUM AXLE CAPACITY (EACH)	3.10	11,340	kg
		25,000	lbs

#### 1.5 Delivery Requirement Summary

The following table details the delivery requirements:

Table 2: Delivery Requirement (Mandatory)

27 April 2015

Configuration	Quantity
Tandem Sliding Axle Trailer	2

Table 3: Delivery Requirement (Optional – Within 18 Months of Contract Award)

Configuration	Quantity
Tandem Sliding Axle Trailer	2

## 2.0 APPLICABLE DOCUMENTS

The following documents form part of this Purchase Description. Web sites for the organization are given where available. Effective documents are those in effect on date of manufacture. Sources are as shown:

SAE Handbook  
Society of Automotive Engineers Inc.  
400 Commonwealth Dr.  
Warrendale, PA, 15096  
www.sae.org

Canadian Motor Vehicle Safety Standards (CMVSS)  
International Standards Council of Canada  
Safety Acts and Regulations  
Standardization Branch, 350 Sparks St  
Suite 1200, Ottawa, Ontario K1P 6N7

## 3.0 REQUIREMENTS

### 3.1 Standard Design

The Tandem Sliding Axle Trailer shall:

- (a) Be the latest model from a manufacturer who has demonstrated acceptability by manufacturing and selling this type and size class of trailer for at least five (5) years;
- (b) Have engineering certification available, upon demand, for this vehicle/equipment from the original manufacturers of major equipment systems and assemblies;
- (c) Conform to all applicable laws, regulations and industry standards governing manufacture, safety, noise levels and pollution in effect in Canada at time of manufacture;
- (d) Not have system and component capacities increased above published ratings (i.e. product or component brochures); and
- (e) Include all components, and accessories normally supplied for the intended equipment application, although they may not be specifically described in this Purchase Description.

### 3.2 Operating Conditions

The Tandem Sliding Axle Trailer, with the rated payload, shall operate safely and efficiently on paved roads, gravel roads and dirt roads with severe washboard, pot holes and off-road terrain in year round conditions including mud, snow and ice in the temperature range of -34°C to 37°C.

27 April 2015

### 3.3 Vehicle Safety Regulations

The Tandem Sliding Axle Trailer shall meet the provisions of the Canada Motor Vehicle Safety Act in effect upon the date of manufacture of the vehicle. The completed trailer shall have a Safety Compliance Certification Label with a National Safety Mark (NSM), as a seal of compliance. The bidder shall submit, upon request, variant equipment integrator National Safety Mark (NSM) certification number and a proof of registration with Transport Canada as a Final Stage Manufacturer for the applicable variant equipment.

### 3.4 Human Engineering and Safety

The Tandem Sliding Axle Trailer, all systems and components shall:

- (a) Be designed for easy performance of all maintenance and repair tasks with a minimum of special tools including:
  - i. A 95th percentile male or 5th percentile female is able to easily access all engine, drive train heating/cooling system, electrical and hydraulic components for preventive maintenance, removal and repair tasks; and
  - ii. Have access panels that are not permanently attached (i.e. no riveted plates);
- (b) Be safe and easy to use by a 95th percentile male or 5th percentile female, in accordance with SAE Rule B3.9.4, under all operating conditions;
- (c) Have all entry and exit points equipped with handles and steps suitably positioned, to accommodate a 95th percentile male or a 5th percentile female under all operating conditions; and
- (d) Be equipped, where required for operator safety, with safety features such as warning and instruction plates, non-slip walking surfaces and heat shields.

### 3.5 General Description

The Tandem Sliding Axle Trailer shall have the following:

- (a) A main deck designed to load, unload and transport heavy equipment requiring no ramp ; and
- (b) Dual tandem hydraulic sliding rear axles for manipulation of the main deck to permit lowering for loading and unloading vehicles or equipment.

### 3.6 Performance and Dimensions

#### 3.6.1 Performance

The Tandem Sliding Axle Trailer shall:

- (a) Have a payload capacity of no less than that given as "MINIMUM PAYLOAD" in the Configuration Capability Table;
- (b) Be capable of being towed at a speed of no less than that given as "MINIMUM SPEED" in the Configuration Capability Table;

#### 3.6.2 Dimensions

The Tandem Sliding Axle Trailer shall<sup>(E)</sup> have the following nominal dimensions:

- (a) An overall width of no more than that given as "MAXIMUM OVERALL WIDTH " in the Configuration Capability Table;

27 April 2015

- (b) An overall length of no more than that given as "MAXIMUM OVERALL LENGTH " in the Configuration Capability Table;
- (c) A useable main deck length of no less than that given as "MINIMUM MAIN DECK LENGTH" in the Configuration Capability Table;
- (d) A height from the ground to the main deck, when unladen, of no less than that given as "MINIMUM MAIN DECK HEIGHT (UNLADEN)" in the Configuration Capability Table;
- (e) A gooseneck deck length of no less than that given as "MINIMUM GOOSENECK DECK LENGTH" in the Configuration Capability Table;
- (f) Landing Wheel Clearance from Kingpin (LWC) of no less than that given as "MINIMUM LANDING WHEEL CLEARANCE" in the Configuration Capability Table.

### 3.7 Construction

#### 3.7.1 Frame

The Tandem Sliding Axle Trailer frame shall<sup>(E)</sup> be as follows:

- (a) Full length, one-piece (no splices) high strength steel "I" beam main frame rails (minimum four (4)) with a yield strength of no less than that given as "MINIMUM YIELD STRENGTH (MAIN FRAME BEAMS)" in the Configuration Capability Table;
- (b) One-piece high strength steel "I" beam load bearing cross members with a yield strength of no less than that given as "MINIMUM YIELD STRENGTH (LOAD BEARING CROSS MEMBERS)" in the Configuration Capability Table;
- (c) Reinforced for towing points; and
- (d) Include side extension "Outriggers" as follows:
  - i. Two (2) outriggers, one (1) on each side of the trailer as follows:
    - a. Run the full length of the main deck;
    - b. A width (each) of no less than that given as "MINIMUM OUTRIGGERS SIDE EXTENSION (EACH)" in the Configuration Capability Table;
    - c. Include removable planking that is capable of supporting a load equivalent to the deck area;
    - d. Include locking devices to secure the extension in the extended and folded positions; and
    - e. When folded, be flush with the top flange of the main deck.

#### 3.7.2 Main Deck

The main deck shall<sup>(E)</sup> be as follows:

- (a) Have a floor as follows:
  - i. Nominal 33 mm (1.3 in) thickness Apitong;
  - ii. Treated with Linseed oil; and
  - iii. Not have any openings above the wheels;

27 April 2015

- (b) Be tapered downward at the rear to create a load angle of approximately 6° to allow equipment to be loaded on the main and gooseneck decks without the use of ramps; and
- (c) Permit hydraulic manipulation of the main deck as follows:
  - i. Utilizes the Auxiliary Power Unit or towing vehicle Hydraulic Wet Kit;
  - ii. Permit raising/positioning the forward part of the deck to facilitate loading equipment on to the gooseneck deck; and
  - iii. Remains flat on and connected to the towing vehicle 5th wheel at all time.

### 3.7.3 Kingpin

The Tandem Sliding Axle Trailer shall<sup>(E)</sup> have a kingpin as follows:

- (a) A nominal diameter of 51 mm (2 in);
- (b) A distance between the front of the trailer and the kingpin of no more than that given as "MAXIMUM FRONT OF TRAILER TO KINGPIN DISTANCE" in the Configuration Capability Table; and
- (c) A distance from the ground to the kingpin of no less than that given as "MINIMUM KINGPIN HEIGHT" in the Configuration Capability Table.

### 3.7.4 Gooseneck

The Tandem Sliding Axle Trailer shall<sup>(E)</sup> have a gooseneck as follows:

- (a) Have a floor on the deck as follows:
  - i. Nominal 38 mm (1.5 in) thickness rough fir plank decking; and
  - ii. Treated with Linseed oil;
- (b) An air activated main vertical locking pin with controls on the left (road) side of the gooseneck for attaching the gooseneck to the towing vehicle.

### 3.7.5 Landing Gear

The Tandem Sliding Axle Trailer shall<sup>(E)</sup> have a Landing Gear as follows:

- (a) An electrically operated inter-connected two legged, two-speed landing gear with self-leveling landing pads and a manual over-ride;
- (b) A crank handle located on the left hand (Drivers) side of the trailer; and
- (c) A minimum lifting capacity of 22,675 kg (50,000 lbs).

### 3.8 Auxiliary Power Unit

The Tandem Sliding Axle Trailer shall<sup>(E)</sup> have a diesel engine driven auxiliary power unit as follows:

- (a) Diesel Engine - Include a diesel engine as follows:
  - i. Minimum 25 HP liquid cooled diesel engine;
  - ii. Mounted in a weatherproof compartment within the gooseneck as follows:
    - a. Illuminated with LED work lights with a weather protected switch;

27 April 2015

- b. Access doors that swing open or lift straight up to permit operator access to the engine compartment when the trailer is transporting a load that prohibits the door(s) from being swung open;
    - c. Include devices to secure the doors in the open and closed positions; and
    - d. Include a louvered air inlet, minimum 20 cm by 20 cm (8 in by 8 in);
  - iii. Shock mounted to reduce vibration transfer to the gooseneck and trailer;
  - iv. Instrumentation and controls mounted in an illuminated weatherproof compartment on the left (road) side of the gooseneck including the following:
    - a. A keyless ignition "Start/Stop" switch;
    - b. An engine coolant temperature gauge with an automatic high-temperature shutdown device;
    - c. An engine oil pressure gauge with an automatic low oil pressure shutdown device;
    - d. A voltmeter or ammeter; and
    - e. An engine running time gauge (hours);
  - v. Include a magnetic oil pan drain plug;
  - vi. A shielded exhaust system to prevent inadvertent contact with heated surfaces and directs exhaust away from controls, wiring and hoses;
  - vii. Cold weather starting aids to permit engine starting down to -35°C as follows:
    - a. A 110 VAC engine block/oil heater;
    - b. Glow plugs; and
    - c. A diesel-fired engine compartment heater (such as the Webasto Air Top 2000);
  - viii. Spin-on replaceable oil and fuel filters;
  - ix. Dry type air filter with replaceable elements;
  - x. Heavy-duty maintenance-free battery (ies) with a total capacity of no less than 700 Cold Cranking Amperes; and
  - xi. Manufacturer's standard sized steel fuel tank (minimum 18 liters (4 Imperial Gallons) with a level gauge and replaceable return filter;
- (b) Hydraulic System - A manufacturer's standard hydraulic system powered by the diesel engine as follows:
  - i. Positive displacement hydraulic pump with minimum output of 27 liters per minute (6 Imperial gallons per minute) at 10 MPa (1500 psi);
  - ii. Have all hydraulic hoses subject to movement with the sliding axels encased in a flexible E-Chain;
  - iii. A hydraulic fluid reservoir as follows:
    - a. A capacity of no less than 45 liters (10 Imperial gallons); and
    - b. Includes the following:
      - 1. Intake filter screen;
      - 2. Inspection plate bolted to a raised lip located on the top of the tank and is accessible without removing other system components within the engine compartment; and
      - 3. External hydraulic fluid level indicator;
  - iv. Replaceable hydraulic filters in both the supply and return pressure lines;
  - v. Coupling system for connection to an external hydraulic supply as follows:
    - a. Include a manual selector valve; and
    - b. Couplers with captive protective caps as follows:
      - 1. On the forward side of the gooseneck to facilitate connection to the towing vehicle hydraulic wet kit; and



27 April 2015

2. On the left or right exterior side of the gooseneck to facilitate connection to an alternate source;
- vi. Hydraulic Controls as follows:
  - a. Located on the left exterior side of the gooseneck;
  - b. Include clearly marked controls for all vehicle functions related to main deck manipulation and axle positioning; and
  - c. Include a wireless remote control;
- vii. A hydraulic winch mounted on the gooseneck to assist loading as follows:
  - a. Minimum first layer capacity of 13,600 kg (30,000 lbs.);
  - b. Minimum 25 m (85 ft) long nominal 16 mm (0.6 in) diameter wire rope and hook with test strength of no less than the winch pull;
  - c. Include the following:
    1. Dual slope winch cable rollers at the front of the gooseneck;
    2. Air cable tensioner;
    3. Air operated winch free wheel; and
    4. Four (4) roller fairlead;
  - d. Include a wireless remote control;
- (c) Electrical System - The auxiliary power unit electrical system includes:
  - i. An engine driven alternator that will provide power to the auxiliary socket and maintain the batteries fully charged; and
  - ii. A single slave 12 VDC auxiliary socket connector with cover.

### 3.9 Braking System

The Tandem Sliding Axle Trailer shall<sup>(E)</sup> be equipped with air actuated service brakes and spring actuated parking brakes, which comply with Canadian Motor Vehicle Safety Standards (CMVSS) MVSR 121-1, as follows:

- (a) An anti-lock braking system equipped with four (4) sensors and two (2) modules (4S/2M), with the rear axle slaved to the forward axle;
- (b) S-cam type air brakes with automatic slack adjusters and outboard drums;
- (c) Include long stroke, spring actuated parking brake chambers (such as Neway Life Seal);
- (d) Include brake housing dust shields
- (e) Include colour-coded visual brake stroke indicators (such as Safe-T-Brake);
- (f) Include a wet air reservoir with drains as follows:
  - i. Pull type drain connected by a cable to a handle that is reachable from outside of the vehicle; and
  - ii. Heated automatic moisture expelling valve(s);
- (g) Colour coded glad hand couplers with dummy glad hand couplers equipped with a safety chain for each glad hand.

### 3.10 Axles

The Tandem Sliding Axle Trailer shall<sup>(E)</sup> have:

27 April 2015

- (a) Sliding tandem axles as follows:
  - i. Each with a capacity of no less than that given as “MINIMUM AXLE CAPACITY (EACH)” in the Configuration Capability Table;
  - ii. Capable of forward/rearward undercarriage travel of approximately 5.4 m (17.6 ft) to allow manipulation of the main deck for loading and unloading; and
  - iii. Hydraulically actuated;

- (b) Dual wheels on each axle;

#### 3.10.1 Suspension

The following shall<sup>(E)</sup> be provided:

- (a) An adjustable height air ride suspension with rating of 11,340-kgs (25,000-lbs) each axle;
- (b) An air gauge to assist the operator in evenly distributing the load;
- (c) Shock absorbers on all axles;
- (d) Automatic height control with a manual air suspension dump valve(s); and
- (e) Suspension travel limiters that prevent suspension over-travel while slinging or lifting the trailer such as cables or chains fastened to the suspension beam or axle and the under frame at a length approximately equal to or less than the shock absorber extended stroke. The use of shock absorbers as travel limiters is not acceptable.

#### 3.11 Central Greasing System

The Tandem Sliding Axle Trailer shall<sup>(E)</sup> have the manufacturer’s standard central greasing system for the sliding axle components.

#### 3.12 Wheels and Tires

The Tandem Sliding Axle Trailer shall<sup>(E)</sup> have the manufacturer’s standard wheels and tires as follows:

- (a) Certified by the manufacturer to be suitably sized and rated for the application and load;
- (b) Include a hub odometer that reads in kilometers, mounted on the forward left-hand wheel of the trailer;
- (c) Include two (2) spare tire/wheel assemblies mounted on the gooseneck in a location to be approved by the DND Technical Authority;
- (d) Include non-polished aluminum wheels with wheel nut torque indicators; and
- (e) Have tire pressures marked on a plaque near the axle location on both sides of the trailer.

#### 3.13 Electrical System

The following shall<sup>(E)</sup> be provided:

- (a) A 12 Volt negative ground electrical system in accordance with CMVSS that utilizes Grote, Truck-Lite, sealed harnesses complete with bullet or spade lamp connectors that are compatible with all lamps, dipped in dielectric grease;

27 April 2015

- (b) Truck/Trailer connectors located in accordance with SAE J 702 as follows:
  - i. A seven-pin trailer receptacle; and
  - ii. An Anti-Lock Braking System (ABS) trailer receptacle;
- (c) Wiring to be protected and positioned in order to prevent damage as follows:
  - i. Meets the requirements of NFPA 407 (Vehicle Lighting and Electrical System);
  - ii. Prevents contact with spilled hydrocarbon fuels;
  - iii. Includes insulating grommets when passing through metal; and
  - iv. Utilizes heavy duty positive locking connectors to the towing vehicle;
- (d) All components of the electric system to be easily accessible for servicing.

### 3.14 Lighting/Reflective Devices

The Tandem Sliding Axle Trailer shall<sup>(E)</sup> be equipped with the manufacturer's standard lighting/reflective devices, using LED lights where available, as follows:

- (a) Complies with all requirements of CMVSS;
- (b) Lights and reflectors recessed or otherwise protected from damage;
- (c) Lighting of a sealed unit design, with flexible rubber mounting rings and waterproof connectors; and
- (d) Includes the following lights/reflectors:
  - i. Three(3) red identification lights in a cluster, located at the centre of the rear of the trailer;
  - ii. A least one (1) licence plate light;
  - iii. Two (2) red clearance lights, one (1) on each side of the rear of the trailer;
  - iv. Four (4) amber clearance lights located as follows:
    - a. Two (2) located on either side of the front of the trailer; and
    - b. Two (2) located on the center of each side;
  - v. Four (4) reflectors, one (1) positioned at each of the front and rear corners of the trailer;
  - vi. Mid-section and rear clearance, stop and turn signal lights; and
  - vii. Wide load pullout lights at the front and rear corners.

### 3.15 Lubricants and Hydraulic Fluids

The Tandem Sliding Axle Trailer shall<sup>(E)</sup> be serviced with the manufacturer's standard lubricants and hydraulic fluids compatible with the delivery location and season.

### 3.16 Miscellaneous Equipment

#### 3.16.1 Equipment Location

All systems and components shall<sup>(E)</sup> be properly located and/or protected from road hazards such as water, mud and gravel.

#### 3.16.2 Towing/Tie-down Points

The following shall<sup>(E)</sup> be provided:

- (a) Two (2) rear towing points positioned and of sufficient strength to allow the loaded trailer to be recovered;

27 April 2015

- (b) Railway tie-down points positioned and of sufficient strength to allow the loaded trailer to be secured and carried on a railroad car;
- (c) Exterior Frame Side Tie-down points as follows:
  - i. Minimum 9000 kg (20000 lbs) test strength (each); and
  - ii. Located as follows:
    - a. Eight (8) D-Rings evenly spaced along each exterior side of the main deck;
    - b. Four (4) D-Rings evenly spaced along each side of the main deck above the axles; and
    - c. Two (2) flush D-Rings at the rear of the trailer (one on each side);
- (d) Alternating Double Key Hole chain slots and stake pockets on 40 cm (16 in) centres on each exterior, top side of the main deck;
- (e) Main Deck Tie-down points as follows:
  - i. Minimum 9000 kg (20000 lbs) test strength (each);
  - ii. Recessed, flush mounted with drain holes; and
  - iii. Located as follows:
    - a. Bolted to the main deck at no more than 20 cm (8 in) from the side of the deck;
    - b. Two (2) rows of nine (9) bent style D-Rings, one (1) row on the left (road) side of the main deck and (1) row along the right (curb) side of the main deck; and
    - c. An additional two (2) rows of four (4) bent style D-Rings, one (1) row on the left (road) side of the rear portion of the main deck and (1) row along the right (curb) side of the rear portion of the main deck;
- (f) Gooseneck Tie-down Points as follows:
  - i. Minimum 9000 kg (20000 lbs) test strength (each); and
  - ii. Two (2) rows of two (2) bent style D-Rings, one (1) row on the left (road) side of the gooseneck deck and (1) row along the right (curb) side of the gooseneck deck.

### 3.16.3 Mud Flaps

Rubber mud flaps shall be provided on the rearmost axle.

### 3.16.4 Conspicuity Tape

Strips of reflective tape (such as 3M Scotchlite Diamond Grade 980) shall be applied in accordance with the CMVSS regulations.

### 3.16.5 Removable Placard Holders

Four (4) aluminum "Wide Load" placard holders shall be provided as follows:

- (a) One (1) each side of the main deck frame (two (2) total), centered front to rear;
- (b) One (1) at the rear, lower curbside corner; and
- (c) One (1) at the front, on the left front face of the main deck frame.

### 3.16.6 Flag Holders

Four (4) aluminum flag holders shall be provided as follows:

- (a) One (1) at each front corner of the main deck (two (2) total); and

27 April 2015

- (b) One (1) at each rear corner of the secondary deck over the wheels (two (2) total).

#### 3.16.7 Licence Plate Holder

An illuminated rear license plate holder shall be provided.

#### 3.16.8 Document Holder

A document holder shall<sup>(E)</sup> be provided, located at the front, on the left (road) side face of the main deck frame.

### 3.17 Paint and Corrosion Protection

#### 3.17.1 Paint Finish

The Tandem Sliding Axle Trailer shall<sup>(E)</sup> be painted in accordance with the manufacturer's best production procedures rendering a durable finish at the required film thickness and a smooth appearance free from runs, sags and orange peel consisting of the following:

- (a) A phosphate treatment plus primer or an E-coat system on ferrous metals, followed by two (2) coats of paint or one (1) coat of paint and a clear coat;
- (b) A cleaning and etching treatment plus primer followed by two coats of paint on aluminum components; and
- (c) Install electrical, hydraulic and air lines after painting

#### 3.17.2 Paint Color

The following shall<sup>(E)</sup> apply:

- (a) Black on exposed exterior surfaces normally painted for the commercial trade;
- (b) Black on chassis items such as frame and tailgate; and
- (c) Chromed, polished and mill finished surfaces need not be painted.

#### 3.17.3 Corrosion Protection System

The following shall be provided:

- (a) Aftermarket rust proofing provided in addition to standard factory rust proofing. The treatment date will be directed by the Technical Authority to optimize seasonal rust prevention benefits. If not demanded prior to delivery, a pre-paid certificate authorizing treatment at an aftermarket outlet shall be provided with the vehicle;
- (b) Metal surfaces treated with a rust preventive oily film product having the following properties;
  - i. Moisture displacing;
  - ii. Creeping (capillary action);
  - iii. Low solvent content;
  - iv. Compatibility with rubbers, plastics and all other materials used in automotive construction;
  - v. Non toxic; and
  - vi. Minimal dripping;

27 April 2015

- (c) The application includes, but is not limited to, the underside of fenders and hood, enclosed and boxed-in sections, seams, mouldings, crevices, weld points, underbody and exposed exterior brackets.

#### 3.17.4 Corrosion Resistant Materials

The Tandem Sliding Axle Trailer shall<sup>(E)</sup> utilize stainless steel, zinc plated or aluminium rivets, and plastic black oxide brass fasteners designed to prevent galvanic corrosion.

#### 3.18 Identification

The following information shall be provided as a minimum, permanently marked and in a conspicuous and protected location:

- (a) Manufacturer's name, model number, model year and serial number; and
- (b) The GVWR and GAWR ratings.

#### 3.19 Warning and Instruction Plates

The Tandem Sliding Axle Trailer shall be equipped with warning and equipment operation instruction plates as follows:

- (c) Be in bilingual (English and French) format and within easy view of the operator;
- (d) Make use of graphic symbols as much as possible;
- (e) Include instructions for engine starting, hydraulic system operation and any other special procedures to be followed; and
- (f) Include maximum load rating permanently marked at each tie down location.

#### 3.20 Delivery Condition

The Tandem Sliding Axle Trailer shall be delivered to destination in a fully operational condition (serviced and adjusted) and compartment interiors and the exterior of the trailer shall be cleaned. If the trailer requires assembly at destination, the Contractor shall be responsible for all manpower and equipment to perform assembly. The consignee will provide the area required for assembly. For shipment verification, all items such as wheel wrenches, jacks, and all other tools, equipment and accessories, which are shipped loose with the equipment, shall be listed on the shipping certificate or to an attached packing note.

#### 3.21 Documentation and Support Items

The Contractor shall provide the following documentation and support items:

- (a) Items with each vehicle - The following items with the vehicle:
  - i. Complete sets of manuals provided on CD/DVD-ROM without password(s), special installation requirements or requiring an Internet connection;
  - ii. Operator's Manual – A bilingual Operator's manual in paper format, or as two manuals in a single binder (one English, and one French), including:
    - a. Instructions for the safe operation of the vehicle;
    - b. Daily operator maintenance instructions/checks (including lubrication);
    - c. Safety warnings; and
    - d. Hand signals (as required);

27 April 2015

- iii. Hydraulic System Schematic - A complete schematic of the hydraulic system including a list of all components;
  - iv. Parts Manual – A Parts Manuals in English (French translation is desirable) including:
    - a. Illustrations showing all components of the vehicle including equipment and accessories from other manufacturers that is supplied against the requirements of the contract including numbers for the itemization of the parts;
    - b. A listing of all itemized manufacturer's parts from the illustrations showing the manufacturer's part name and number, and a brief description of the item; and
    - c. Cross-reference relating manufacturer part number to the correct illustration figure and item number and to the part number of the original component manufacturer and that manufacturer's code number (NCAGE);
  - v. Maintenance (Shop Repair) Manual - A Maintenance (Shop Repair) Manual in English (French translation is desirable) including:
    - a. A trouble-shooting guide showing the steps and tests required to determine the exact cause of a problem and an explanation of what steps would be required to correct the problem(s);
    - b. A listing of the necessary tolerances, torque levels, and fluid volumes required; and
    - c. A description of the order of disassembly and assembly of the systems and components of the vehicle;
  - vi. Warranty Letter – A paper copy of the completed bilingual Warranty Letter with the vehicle shipped in the approved format;
- (b) The following documents provided to the Technical Authority:
- i. Warranty Letter – An electronic copy of the warranty letter for each vehicle;
  - ii. Sample Manuals – A set of sample manuals, including all of the above manuals, in electronic format;
  - iii. Electrical System Drawing - A complete coloured vehicle electrical schematic including the Electrical System, the Lighting System and the engine wiring with a list of all components;
  - iv. Data Summary - A bilingual Data Summary for the forklift by completing TA's template with data and vehicle pictures as follows:
    - a. One left-front three-quarter view; and
    - b. One right-rear three-quarter view;
  - v. Dimensional Drawing – A drawing in all three views that gives dimensions of vehicle components, sizes, etc. with the vehicle part number and manufacturer's name; and
  - vi. Preventive Maintenance Replacement Parts Kit List - A list of parts needed to perform preventive maintenance on the vehicle for a six (6) month period including all filters and filter elements. The list will be reviewed, amended (if required) and approved by the TA. The following information is to be provided for each item on the list:
    - a. Part description;
    - b. Original Equipment Manufacturer Part number;
    - c. Suggested quantity; and
    - d. Unit cost.

### 3.22 Training

The Contractor shall provide a one (1) day (8 hours) familiarization instruction for a maximum of eight (8) personnel, no later than one (1) month after delivery of the trailer. The instruction shall include the detailed

27 April 2015

operation and normal servicing of the trailer and shall be split into four (4) hour segments for operator familiarization and maintainer familiarization. The final dates are to be arranged with the TA.

3.23 Safety Recalls and Servicing Data

The Contractor shall provide the following information to all customer locations throughout the life expectancy of the trailer or for no less than ten (10) years:

- (a) Safety Recalls;
- (b) Manufacturer's Technical Service Bulletins (or equivalent); and
- (c) Manufacturer's part change information.

Note - This service can be made available as an Internet Service.

3.24 General

The Contractor shall ensure that spare parts required to properly maintain and repair the trailer are available for purchase for a period of ten (10) years.



**TECHNICAL INFORMATION QUESTIONNAIRE  
TANDEM SLIDING AXLE TRAILER**

This questionnaire covers technical information, which shall be provided for evaluation of the vehicle offered.

Where the specification paragraphs below indicate “Proof of Compliance”, the “Proof of Compliance” shall be provided for each performance requirement/specification.

Offerors should indicate the document name/title and page number where the “Proof of Compliance” can be found.

**BIDDER INFORMATION**

Bidder Name: \_\_\_\_\_

Date: \_\_\_\_\_

**Substitutes/Alternatives**

Are any substitutes/alternatives offered as Equivalent?

Yes \_\_\_\_ No \_\_\_\_

## TANDEM SLIDING AXLE TRAILER

Make: \_\_\_\_\_

Model: \_\_\_\_\_

### **SPECIFICATION PARAGRAPHS**

#### **3.6.1 Performance - Proof of Compliance**

(a) Payload in document \_\_\_\_\_ on page \_\_\_\_\_

(b) Minimum Speed in document \_\_\_\_\_ on page \_\_\_\_\_

#### **3.6.2 Dimensions - Proof of Compliance**

(a) Overall Width in document \_\_\_\_\_ on page \_\_\_\_\_

(b) Overall Length in document \_\_\_\_\_ on page \_\_\_\_\_

(c) Main Deck Length in document \_\_\_\_\_ on page \_\_\_\_\_

(d) Main Deck Height (Unladen) in document \_\_\_\_\_ on page \_\_\_\_\_

(e) Gooseneck Deck Length in document \_\_\_\_\_ on page \_\_\_\_\_

(f) Landing Wheel Clearance in document \_\_\_\_\_ on page \_\_\_\_\_

#### **3.7.1 Frame - Proof of Compliance**

(a) Yield Strength (Main Frame Beams) in document \_\_\_\_\_ on page \_\_\_\_\_

(b) Yield Strength (Load Bearing Cross Members) in document \_\_\_\_\_ on page \_\_\_\_\_

(d).i.b Outriggers Side Extension (Each) in document \_\_\_\_\_ on page \_\_\_\_\_

#### **3.7.3 Kingpin - Proof of Compliance**

(b) Front of Trailer to Kingpin Distance in document \_\_\_\_\_ on page \_\_\_\_\_

(c) Kingpin Height in document \_\_\_\_\_ on page \_\_\_\_\_

#### **3.7.4 Gooseneck - Proof of Compliance**

(a) Gooseneck in document \_\_\_\_\_ on page \_\_\_\_\_

#### **3.7.5 Landing Gear - Proof of Compliance**

(a) Landing Gear in document \_\_\_\_\_ on page \_\_\_\_\_

#### **3.8 Auxiliary Power Unit - Proof of Compliance**

(a) Diesel Engine in document \_\_\_\_\_ on page \_\_\_\_\_

(b) Hydraulic System in document \_\_\_\_\_ on page \_\_\_\_\_

3.10 **Axle Capacity - Proof of Compliance**

(a).i Axle Capacity (Each) in document \_\_\_\_\_ on page \_\_\_\_\_