

**RETURN BIDS TO:
RETOURNER LES SOUMISSIONS À:**
**Bid Receiving Public Works and Government
Services Canada/Réception des soumissions
Travaux publics et Services gouvernementaux
Canada**
**1713 Bedford Row
Halifax, N.S./Halifax, (N.É.)
B3J 1T3
Bid Fax: (902) 496-5016**

**REQUEST FOR PROPOSAL
DEMANDE DE PROPOSITION**

**Proposal To: Public Works and Government
Services Canada**

We hereby offer to sell to Her Majesty the Queen in right of Canada, in accordance with the terms and conditions set out herein, referred to herein or attached hereto, the goods, services, and construction listed herein and on any attached sheets at the price(s) set out therefor.

**Proposition aux: Travaux Publics et Services
Gouvernementaux Canada**

Nous offrons par la présente de vendre à Sa Majesté la Reine du chef du Canada, aux conditions énoncées ou incluses par référence dans la présente et aux annexes ci-jointes, les biens, services et construction énumérés ici sur toute feuille ci-annexée, au(x) prix indiqué(s).

Comments - Commentaires

Title - Sujet Paint Exterior Decks	
Solicitation No. - N° de l'invitation W3554-156129/A	Date 2015-05-19
Client Reference No. - N° de référence du client W3554-15-6129	
GETS Reference No. - N° de référence de SEAG PW-\$HAL-121-5230	
File No. - N° de dossier HAL-5-74019 (121)	CCC No./N° CCC - FMS No./N° VME
Solicitation Closes - L'invitation prend fin at - à 02:00 PM on - le 2015-06-04	Time Zone Fuseau horaire Atlantic Daylight Saving Time ADT
F.O.B. - F.A.B. Plant-Usine: <input type="checkbox"/> Destination: <input checked="" type="checkbox"/> Other-Autre: <input type="checkbox"/>	
Address Enquiries to: - Adresser toutes questions à: Russell (HAL), Alex	Buyer Id - Id de l'acheteur hal121
Telephone No. - N° de téléphone (902) 496-5168 ()	FAX No. - N° de FAX (902) 496-5016
Destination - of Goods, Services, and Construction: Destination - des biens, services et construction: DEPARTMENT OF NATIONAL DEFENCE FMF CAPE SCOTT, HMC DOCKYARD BLDG D200 , DOOR 13 HALIFAX NOVA SCOTIA B3K5X5 Canada	

Instructions: See Herein

Instructions: Voir aux présentes

Vendor/Firm Name and Address

**Raison sociale et adresse du
fournisseur/de l'entrepreneur**

Delivery Required - Livraison exigée See Herein	Delivery Offered - Livraison proposée
Vendor/Firm Name and Address Raison sociale et adresse du fournisseur/de l'entrepreneur	
Telephone No. - N° de téléphone Facsimile No. - N° de télécopieur	
Name and title of person authorized to sign on behalf of Vendor/Firm (type or print) Nom et titre de la personne autorisée à signer au nom du fournisseur/ de l'entrepreneur (taper ou écrire en caractères d'imprimerie)	
Signature	Date

Issuing Office - Bureau de distribution

Atlantic Region Acquisitions/Région de l'Atlantique
Acquisitions
1713 Bedford Row
Halifax, N.S./Halifax, (N.É.)
B3J 3C9
Nova Scot

Solicitation No. - N° de l'invitation

W3554-156129/A

Amd. No. - N° de la modif.

File No. - N° du dossier

HAL-5-74019

Buyer ID - Id de l'acheteur

hal121

Client Ref. No. - N° de réf. du client

W3554-15-6129

CCC No./N° CCC - FMS No/ N° VME

TABLE OF CONTENTS

PART 1 - GENERAL INFORMATION	2
1.1 SECURITY REQUIREMENTS	2
1.2 STATEMENT OF WORK.....	2
1.3 DEBRIEFINGS	2
PART 2 - BIDDER INSTRUCTIONS	2
2.1 STANDARD INSTRUCTIONS, CLAUSES AND CONDITIONS	3
2.2 SUBMISSION OF BIDS	3
2.3 FORMER PUBLIC SERVANT.....	3
2.4 ENQUIRIES - BID SOLICITATION.....	5
2.5 APPLICABLE LAWS.....	5
PART 3 - BID PREPARATION INSTRUCTIONS	5
3.1 BID PREPARATION INSTRUCTIONS	5
PART 4 - EVALUATION PROCEDURES AND BASIS OF SELECTION	6
4.1 EVALUATION PROCEDURES.....	6
4.2 BASIS OF SELECTION	7
PART 5 - CERTIFICATIONS	7
5.1 CERTIFICATIONS PRECEDENT TO CONTRACT AWARD	7
PART 6 - RESULTING CONTRACT CLAUSES	9
6.1 SECURITY REQUIREMENTS	9
6.2 STATEMENT OF WORK.....	9
6.3 STANDARD CLAUSES AND CONDITIONS	9
6.4 TERM OF CONTRACT	9
6.5 AUTHORITIES	10
6.6 PROACTIVE DISCLOSURE OF CONTRACTS WITH FORMER PUBLIC SERVANTS	10
6.7 PAYMENT	11
6.8 INVOICING INSTRUCTIONS	11
6.9 CERTIFICATIONS	11
6.10 APPLICABLE LAWS.....	12
6.11 PRIORITY OF DOCUMENTS	12
6.12 DEFENCE CONTRACT	12
ANNEX A	16
STATEMENT OF WORK	16
<u>ANNEX B</u> BASIS OF PAYMENT	22
ANNEX C	23
INSURANCE REQUIREMENTS.....	23
<u>ANNEX D BID SUBMISSION</u>	235
<u>ANNEX E SECURITY REQUIREMENTS CHECK LIST</u>	23
<u>ANNEX F STATEMENT OF CONTRACTOR REQUIREMENTS</u>.....	23
ANNEX G HULL SURVEY REPORT.....	31

PART 1 - GENERAL INFORMATION

1.1 Security Requirements

1. At the date of bid closing, the following conditions must be met:
 - (a) the Bidder must hold a valid organization security clearance as indicated in Part 6 - Resulting Contract Clauses;
 - (b) the Bidder's proposed individuals requiring access to classified or protected information, assets or sensitive work site(s) must meet the security requirements as indicated in Part 6 - Resulting Contract Clauses;
 - (c) the Bidder must provide the name of all individuals who will require access to classified or protected information, assets or sensitive work sites;
2. For additional information on security requirements, bidders should refer to the [Industrial Security Program \(ISP\)](http://ssi-iss.tpsgc-pwgsc.gc.ca/index-eng.html) of Public Works and Government Services Canada (<http://ssi-iss.tpsgc-pwgsc.gc.ca/index-eng.html>) website.

1.2 Statement of Work

To provide for all necessary labour, materials, tools, and equipment to carry out paint and preservation of exterior decks onboard H.M.C.S. ST. JOHN'S in accordance with Annex A.

This work will be carried out for the Department of National Defence, Fleet Maintenance Facility Cape Scott, HMC Dockyard, Halifax, Nova Scotia.

All work must be completed by July 31, 2015, 2015. The Bidder agrees through submission of its response to the bid solicitation that the above time frame provides an adequate period to perform the subject work and absorb a reasonable amount of unscheduled work; and further, that they have sufficient material and human resources allocated or available to complete the subject work and a reasonable amount of unscheduled work within the Work period.

There is a security requirement associated with this requirement. For additional information, see Part 6, Security Financial and Other Requirements, and Part 7 - Resulting Contract Clauses. Bidders should consult the "security Requirements for PWGSC Bid Solicitations - Instructions for Bidders" (<http://www.tpsgc-pwgsc.gc.ca/app-acq/lc-pl/lc-pl-eng.html3a31>)

The requirement is exempt from the provisions of the World Trade Organization Agreement on Government Procurement (WTO-AGP), Annex 4 and the North American Free Trade Agreement (NAFTA), Chapter Ten Annex 1001.2b Paragraph 1(a), however, it is subject to the Agreement on Internal Trade (AIT) and will be limited to suppliers in Eastern Canada in accordance with Shipbuilding, Refit, Repair and Modernization Policy (1996-12-19).

1.3 Debriefings

Bidders may request a debriefing on the results of the bid solicitation process. Bidders should make the request to the Contracting Authority within 15 working days from receipt of the results of the bid solicitation process. The debriefing may be in writing, by telephone or in person.

PART 2 - BIDDER INSTRUCTIONS

2.1 Standard Instructions, Clauses and Conditions

All instructions, clauses and conditions identified in the bid solicitation by number, date and title are set out in the [Standard Acquisition Clauses and Conditions Manual](https://buyandsell.gc.ca/policy-and-guidelines/standard-acquisition-clauses-and-conditions-manual) (<https://buyandsell.gc.ca/policy-and-guidelines/standard-acquisition-clauses-and-conditions-manual>) issued by Public Works and Government Services Canada.

Bidders who submit a bid agree to be bound by the instructions, clauses and conditions of the bid solicitation and accept the clauses and conditions of the resulting contract.

The [2003](#) (2014-09-25) Standard Instructions - Goods or Services - Competitive Requirements, are incorporated by reference into and form part of the bid solicitation.

"Subsections 04 and 05 of Section 01 Integrity Provisions - Bid of the Standard Instructions [2003](#) incorporated by reference above are deleted in their entirety and replaced with the following:

4. Bidders who are incorporated or who are a sole proprietorship, including those bidding as a joint venture, have already provided a list of names of all individuals who are directors of the Bidder, or the name of the owner, at the time of submitting an arrangement under the Request for Supply Arrangement (RFSa). These bidders must diligently inform Canada in writing of any changes affecting the list of directors during this procurement process as well as during the contract period.
5. Canada may, at any time, request that a bidder provide properly completed and Signed Consent Forms ([Consent to a Criminal Record Verification form - PWGSC-TPSGC 229](#)) for any or all individuals mentioned above within a specified time frame. Failure to provide such consent forms and associated information within the time frame provided, or failure to cooperate to the verification process, will result in the bid being declared non-responsive."

2.2 Submission of Bids

Bids must be submitted only to Public Works and Government Services Canada (PWGSC) Bid Receiving Unit by the date, time and place indicated on page 1 of the bid solicitation.

2.3 Former Public Servant

Contracts awarded to former public servants (FPS) in receipt of a pension or of a lump sum payment must bear the closest public scrutiny, and reflect fairness in the spending of public funds. In order to comply with Treasury Board policies and directives on contracts awarded to FPSs, bidders must provide the information required below before contract award. If the answer to the questions and, as applicable the information required have not been received by the time the evaluation of bids is completed, Canada will inform the Bidder of a time frame within which to provide the information. Failure to comply with Canada's request and meet the requirement within the prescribed time frame will render the bid non-responsive.

Definitions

For the purposes of this clause, "former public servant" is any former member of a department as defined in the [Financial Administration Act](#), R.S., 1985, c. F-11, a former member of the Canadian Armed Forces or a former member of the Royal Canadian Mounted Police. A former public servant may be:

- a. an individual;

- b. an individual who has incorporated;
- c. a partnership made of former public servants; or
- d. a sole proprietorship or entity where the affected individual has a controlling or major interest in the entity.

"lump sum payment period" means the period measured in weeks of salary, for which payment has been made to facilitate the transition to retirement or to other employment as a result of the implementation of various programs to reduce the size of the Public Service. The lump sum payment period does not include the period of severance pay, which is measured in a like manner.

"pension" means a pension or annual allowance paid under the [Public Service Superannuation Act](#) (PSSA), R.S., 1985, c. P-36, and any increases paid pursuant to the [Supplementary Retirement Benefits Act](#), R.S., 1985, c. S-24 as it affects the PSSA. It does not include pensions payable pursuant to the [Canadian Forces Superannuation Act](#), R.S., 1985, c. C-17, the [Defence Services Pension Continuation Act](#), 1970, c. D-3, the [Royal Canadian Mounted Police Pension Continuation Act](#), 1970, c. R-10, and the [Royal Canadian Mounted Police Superannuation Act](#), R.S., 1985, c. R-11, the [Members of Parliament Retiring Allowances Act](#), R.S. 1985, c. M-5, and that portion of pension payable to the [Canada Pension Plan Act](#), R.S., 1985, c. C-8.

Former Public Servant in Receipt of a Pension

As per the above definitions, is the Bidder a FPS in receipt of a pension? **Yes () No ()**

If so, the Bidder must provide the following information, for all FPSs in receipt of a pension, as applicable:

- a. name of former public servant;
- b. date of termination of employment or retirement from the Public Service.

By providing this information, Bidders agree that the successful Bidder's status, with respect to being a former public servant in receipt of a pension, will be reported on departmental websites as part of the published proactive disclosure reports in accordance with [Contracting Policy Notice: 2012-2](#) and the [Guidelines on the Proactive Disclosure of Contracts](#).

Work Force Adjustment Directive

Is the Bidder a FPS who received a lump sum payment pursuant to the terms of the Work Force Adjustment Directive? **Yes () No ()**

If so, the Bidder must provide the following information:

- a. name of former public servant;
- b. conditions of the lump sum payment incentive;
- c. date of termination of employment;
- d. amount of lump sum payment;
- e. rate of pay on which lump sum payment is based;

-
- f. period of lump sum payment including start date, end date and number of weeks;
 - g. number and amount (professional fees) of other contracts subject to the restrictions of a work force adjustment program.

For all contracts awarded during the lump sum payment period, the total amount of fees that may be paid to a FPS who received a lump sum payment is \$5,000, including Applicable Taxes.

2.4 Enquiries - Bid Solicitation

All enquiries must be submitted in writing to the Contracting Authority no later than five (5) calendar days before the bid closing date. Enquiries received after that time may not be answered.

Bidders should reference as accurately as possible the numbered item of the bid solicitation to which the enquiry relates. Care should be taken by bidders to explain each question in sufficient detail in order to enable Canada to provide an accurate answer. Technical enquiries that are of a proprietary nature must be clearly marked "proprietary" at each relevant item. Items identified as "proprietary" will be treated as such except where Canada determines that the enquiry is not of a proprietary nature. Canada may edit the question(s) or may request that the Bidder do so, so that the proprietary nature of the question(s) is eliminated, and the enquiry can be answered to all bidders. Enquiries not submitted in a form that can be distributed to all bidders may not be answered by Canada.

2.5 Applicable Laws

Any resulting contract must be interpreted and governed, and the relations between the parties determined, by the laws in force in Nova Scotia.

Bidders may, at their discretion, substitute the applicable laws of a Canadian province or territory of their choice without affecting the validity of their bid, by deleting the name of the Canadian province or territory specified and inserting the name of the Canadian province or territory of their choice. If no change is made, it acknowledges that the applicable laws specified are acceptable to the bidders.

2.6 Site Visit

The vessel will be made available for viewing May 27th, 2015 at 9 am. Bidders are requested to contact the Requisitioning Authority, Mr. Ron Olsen (902) 427—2970 to make arrangements to view.

PART 3 - BID PREPARATION INSTRUCTIONS

3.1 Bid Preparation Instructions

Canada requests that bidders provide their bid in separately bound sections as follows:

Section I: Technical Bid (2 hard copies)

Section II: Financial Bid (1 hard copy)

Section III: Certifications (1 hard copy)

Prices must appear in the financial bid only. No prices must be indicated in any other section of the bid.

Canada requests that bidders follow the format instructions described below in the preparation of their bid:

- (a) use 8.5 x 11 inch (216 mm x 279 mm) paper;
- (b) use a numbering system that corresponds to the bid solicitation.

In April 2006, Canada issued a policy directing federal departments and agencies to take the necessary steps to incorporate environmental considerations into the procurement process [Policy on Green Procurement](http://www.tpsgc-pwgsc.gc.ca/ecologisation-greening/achats-procurement/politique-policy-eng.html) (<http://www.tpsgc-pwgsc.gc.ca/ecologisation-greening/achats-procurement/politique-policy-eng.html>). To assist Canada in reaching its objectives, bidders should:

- 1) use 8.5 x 11 inch (216 mm x 279 mm) paper containing fibre certified as originating from a sustainably-managed forest and containing minimum 30% recycled content; and
- 2) use an environmentally-preferable format including black and white printing instead of colour printing, printing double sided/duplex, using staples or clips instead of cerlox, duotangs or binders.

Section I: Technical Bid

In their technical bid, bidders should explain and demonstrate how they propose to meet the requirements and how they will carry out the Work.

Section II: Financial Bid

Bidders must submit their financial bid in accordance with the Basis of Payment. The total amount of Applicable Taxes must be shown separately.

3.2 SACC Manual Clauses

C0417T Unscheduled Work and Evaluation Price (2008-05-12)

Section III: Certifications

Bidders must submit the certifications required under Part 5.

PART 4 - EVALUATION PROCEDURES AND BASIS OF SELECTION

4.1 Evaluation Procedures

Bids will be assessed in accordance with the entire requirement of the bid solicitation including the technical and financial evaluation criteria.

4.1.1 Technical Evaluation

4.1.1.1 Mandatory Technical Criteria

a) The contractor shall provide, as part of the bid submission, a letter of submission clearly indicating the contractor's experience in the marine/industrial painting and preservation sector. Submission is to include the experience of the contractor's personnel, training and formal courses taken. Personnel qualifications are to include at least one NACE certified member on staff and a minimum NACE Level 2 on-site.

b) Bidders shall provide detailed examples, (minimum of 3), of the firms experience in providing Miscellaneous Painting and Preservation Services onboard Ships, Submarines, or Auxiliary vessels, in the last four (4) years, (each examples must be greater than \$50,000 in total value). (At least two of the examples must include the application of non-skid or equivalent product on a Ship, Submarine, or Auxiliary vessel)

c) Names and proof of required qualifications and experience of one NACE 2 qualified supervisor who will be employed onsite for the duration of this contract.

d) Copy of the required security clearance for all personnel that the contractor intends to employ against the standing offer must be provided with bid submission.

4.1.2 Financial Evaluation

The price of the bid will be evaluated in Canadian dollars, Applicable Taxes excluded, FOB destination, Canadian customs duties and excise taxes included.

4.2 Basis of Selection

A bid must comply with the requirements of the bid solicitation and meet all mandatory technical evaluation criteria to be declared responsive. The responsive bid with the lowest evaluated price will be recommended for award of a contract.

PART 5 - CERTIFICATIONS

Bidders must provide the required certifications and associated information to be awarded a contract.

The certifications provided by bidders to Canada are subject to verification by Canada at all times. Canada will declare a bid non-responsive, or will declare a contractor in default in carrying out any of its obligations under the Contract, if any certification made by the Bidder is found to be untrue whether made knowingly or unknowingly, during the bid evaluation period or during the contract period.

The Contracting Authority will have the right to ask for additional information to verify the Bidder's certifications. Failure to comply and to cooperate with any request or requirement imposed by the Contracting Authority may render the bid non-responsive or constitute a default under the Contract.

5.1 Certifications Precedent to Contract Award

The certifications listed below should be completed and submitted with the bid, but may be submitted afterwards. If any of these required certifications is not completed and submitted as requested, the Contracting Authority will inform the Bidder of a time frame within which to provide the information. Failure to comply with the request of the Contracting Authority and to provide the certifications within the time frame provided will render the bid non-responsive.

5.1.1 Integrity Provisions - Associated Information

By submitting a bid, the Bidder certifies that the Bidder and its Affiliates are in compliance with the provisions as stated in Section 01 Integrity Provisions - Bid of Standard Instructions 2003. The associated information required within the Integrity Provisions will assist Canada in confirming that the certifications are true.

5.1.2 Federal Contractors Program for Employment Equity - Bid Certification

By submitting a bid, the Bidder certifies that the Bidder, and any of the Bidder's members if the Bidder is a Joint Venture, is not named on the Federal Contractors Program (FCP) for employment equity "FCP Limited Eligibility to Bid" list (http://www.labour.gc.ca/eng/standards_equity/eq/emp/fcp/list/inelig.shtml) available from Employment and Social Development Canada (ESDC) - Labour's website.

Canada will have the right to declare a bid non-responsive if the Bidder, or any member of the Bidder if the Bidder is a Joint Venture, appears on the "FCP Limited Eligibility to Bid" list at the time of contract award.

5.1.3 Additional Certifications Precedent to Contract Award

5.1.3.1 Safety Plan - Confined Space Entry and Rescue

The bidder must submit a Safety Plan for confined space Entry and Rescue. The

Safety Plan must be in accordance with Canadian Labour Code Part 4.

5.1.3.2 Worker's Compensation - Letter of Good Standing

It is mandatory that the Bidder has an account in good standing with the Provincial Workers Compensation Board/Commission.

Before contract award and within 24 hours of written notification by the Contracting authority the successful bidder must submit a certificate or Letter of Good Standing from the applicable Worker's Compensation Board/Commission. Failure to provide this information will render the bid as non-responsive.

5.1.3.3 Valid Labor Agreement

If the Bidder has a labour agreement, or other suitable instrument, in place with the unionized labour or workforce, it must be valid for the proposed period of any resulting contract. Before contract award the successful Bidder must provide evidence of that agreement.

5.1.3.4 ISO 9001:2008 Quality Management Systems

Before contract award and within 24 hours of written notification by the Contracting Authority the successful Bidder must provide its current ISO Registration Documentation indicating its registration to ISO 9001:2008.

Documentation and procedures of bidders not registered to the ISO standards may be subject to a Quality System Evaluation (QSE) by the Quality Assurance Authority before award of a contract.

5.1.3.5 Environmental Protection

Before contract award and within 24 hours of written notification by the Contracting Authority, the successful Bidder must submit details of its environmental emergency response plans, waste management procedures and/or formal environmental training undertaken by its employees.

5.1.3.6 Insurance Requirements

The Bidder must provide, within five (5) working days of written notification from the Contracting Authority, a letter from an insurance broker or an insurance company licensed to operate in Canada stating that the Bidder, if awarded a contract as a result of the bid solicitation, can and will be insured in accordance with the Insurance Requirements specified in Annex "C".

5.1.3.7 Statement of Contractors Requirements.

The successful bidder shall adhere to all quality, environmental and safety requirements established in the SOCR found at ANNEX F of this requisition when performing all specified work herein. Specific attention is to given to the requirement to adhere to all environmental legislation including but not limited to Material Safety data Sheets, product labelling, placarding of storage bins/containers, and containment of stored hazardous products.

PART 6 - RESULTING CONTRACT CLAUSES

The following clauses and conditions apply to and form part of any contract resulting from the bid solicitation.

6.1 Security Requirements

6.1.1 The following security requirements (SRCL and related clauses provided by ISP) apply and form part of the Contract.

1. The Contractor/Offeror must, at all times during the performance of the Contract/Standing Offer, hold a valid Designated Organization Screening (DOS), issued by the Canadian Industrial Security Directorate (CISD), Public Works and Government Services Canada (PWGSC).
2. This contract includes access to controlled goods. Prior to access, the contractor must be registered in the Controlled Goods Program of Public Works and Government Services Canada.
3. The Contractor/Offeror personnel requiring access to sensitive work site(s) must **EACH** hold a valid **RELIABILITY STATUS**, granted or approved by CISD/PWGSC.
4. Subcontracts which contain security requirements are **NOT** to be awarded without the prior written permission of CISD/PWGSC.
5. The Contractor/Offeror must comply with the provisions of the:
 - (a) Security Requirements Check List and security guide (if applicable), attached at Annex E;
 - (b) Industrial Security Manual (Latest Edition).

6.2 Statement of Work

The Contractor must:

- (a) to provide for all necessary labour, materials, tools, and equipment to carry out paint and preservation of exterior decks onboard H.M.C.S. St. John's in accordance with Annex A.
- (b) Carry out any approved unscheduled work

6.3 Standard Clauses and Conditions

All clauses and conditions identified in the Contract by number, date and title are set out in the [Standard Acquisition Clauses and Conditions Manual](https://buyandsell.gc.ca/policy-and-guidelines/standard-acquisition-clauses-and-conditions-manual) (<https://buyandsell.gc.ca/policy-and-guidelines/standard-acquisition-clauses-and-conditions-manual>) issued by Public Works and Government Services Canada.

6.3.1 General Conditions

2030C (2014-09-25), General Conditions - Services (Higher Complexity) apply to and form part of the Contract.

6.3.2 Supplemental General Conditions

1029 (2010-08-16), apply to and form part of the Contract.

6.4 Term of Contract

6.4.1 Period of the Contract

The Work is to be completed by July 31, 2015.

6.5 Authorities

6.5.1 Contracting Authority

The Contracting Authority for the Contract is:

Name: Alex Russell
Title: Supply Specialist
Public Works and Government Services Canada
Acquisitions Branch
Address: 1713 Bedford Row, Halifax, NS B3J3C9

Telephone: (902) 496-5168
Facsimile: (902) 496-5016
E-mail address: alex.russell@pwgsc.gc.ca

The Contracting Authority is responsible for the management of the Contract and any changes to the Contract must be authorized in writing by the Contracting Authority. The Contractor must not perform work in excess of or outside the scope of the Contract based on verbal or written requests or instructions from anybody other than the Contracting Authority.

6.5.2 Technical Authority

The Technical Authority for the Contract is:

Name: Ron Olsen
Department of National Defence
Fleet Maintenance Facility Cape Scott (FMFCS)
Address: Building D200, Stn Forces PO Box 99000
Halifax, NS B3K 5X5

The Technical Authority is the representative of the department or agency for whom the Work is being carried out under the Contract and is responsible for all matters concerning the technical content of the Work under the Contract. Technical matters may be discussed with the Technical Authority, however the Technical Authority has no authority to authorize changes to the scope of the Work. Changes to the scope of the Work can only be made through a contract amendment issued by the Contracting Authority.

6.5.3 Contractor's Representative

Name:
Title:
Organization:
Address:

Telephone :
Facsimile:
E-mail address:

6.6 Proactive Disclosure of Contracts with Former Public Servants

By providing information on its status, with respect to being a former public servant in receipt of a [*Public Service Superannuation Act*](#) (PSSA) pension, the Contractor has agreed that this information will be

reported on departmental websites as part of the published proactive disclosure reports, in accordance with [Contracting Policy Notice: 2012-2](#) of the Treasury Board Secretariat of Canada.

6.7 Payment

6.7.1 Basis of Payment

In consideration of the Contractor satisfactorily completing all of its obligations under the Contract, the Contractor will be paid a firm price, as specified in Annex B for a cost of \$ _____ (insert the amount at contract award). Customs duties are excluded and Applicable Taxes are extra.

Canada will not pay the Contractor for any design changes, modifications or interpretations of the Work, unless they have been approved, in writing, by the Contracting Authority before their incorporation into the Work.

6.7.2 Limitation of Price

Canada will not pay the Contractor for any design changes, modifications or interpretations of the Work unless they have been approved, in writing, by the Contracting Authority before their incorporation into the Work.

6.7.3 SACC Manual Clauses

C0711C (2008-05-12) Time Verification

H4500C (2010-01-11) Lien – Section 427 of the Bank Act

6.8 Invoicing Instructions

The Contractor must submit invoices in accordance with the section entitled "Invoice Submission" of the general conditions. Invoices cannot be submitted until all work identified in the invoice is completed.

Invoices are to be made out to:

Department of National Defence, FMF
Cape Scott, Contracts Office, Building D-
200, Room 3311, STN Forces,
P.O. Box 99000, Halifax, Nova Scotia, B3K 5X5.

Attn: Ron Olsen

The original invoice is to be forwarded to for verification:

Public Works & Government Services Canada
Acquisitions Marine
1713 Bedford Row, P O Box 2247
Halifax, Nova Scotia B3J 3C9

Attn: Alex Russell

6.9 Certifications

6.9.1 Compliance

The continuous compliance with the certifications provided by the Contractor in its bid and the ongoing cooperation in providing associated information are conditions of the Contract. Certifications are subject

to verification by Canada during the entire period of the Contract. If the Contractor does not comply with any certification, fails to provide the associated information, or if it is determined that any certification made by the Contractor in its bid is untrue, whether made knowingly or unknowingly, Canada has the right, pursuant to the default provision of the Contract, to terminate the Contract for default.

6.10 Applicable Laws

The Contract must be interpreted and governed, and the relations between the parties determined, by the laws in force in Nova Scotia.

6.11 Priority of Documents

If there is a discrepancy between the wording of any documents that appear on the list, the wording of the document that first appears on the list has priority over the wording of any document that subsequently appears on the list.

- (a) the Articles of Agreement;
- (b) the supplemental general conditions 1029 (2010-08-16);
- (c) the general conditions 2035 – Services High Complexity (2014-09-25);
- (d) Annex A, Statement of Work;
- (e) Annex B, Basis of Payment;
- (f) Annex C, Insurance Requirements;
- (g) Annex E, Security Requirements Check List;
- (h) Annex F, Statement of Contractor Requirements;
- (i) Annex G, Hull Survey Report;
- (j) the Contractor's bid dated _____.

6.12 Defence Contract

SACC Manual clause [A9006C](#) (2012-07-16) Defence Contract

6.13 Sub-contracts and Sub-contractor List

The Contracting Authority is to be notified, in writing, of any changes to the list of subcontractors before commencing the work.

When the Contractor sub-contracts work, a copy of the sub-contract purchase order is to be passed to the Contracting Authority. In addition, the Contractor must monitor progress of sub-contracted work and inform the Quality Assurance Authority on pertinent stages of work to permit inspection when considered necessary by the Quality Assurance Authority

6.14 Work Schedule and Reports

No later than three (3) days after contract award, the preliminary schedule must be revised and expanded as necessary and resubmitted before commencement of the Work.

The Contractor must provide a detailed work schedule showing the commencement and completion dates for the Work in the available work period, including realistic target dates for significant events. During the work period the schedule is to be reviewed on an ongoing basis by the Quality Assurance Authority and the Contractor, updated when necessary, and available in the Contractor's office for review by Canada's authorities to determine the progress of the Work.

6.15 Trade Qualifications

The Contractor must use qualified, certificated (if applicable) and competent tradespeople and supervision to ensure a uniform high level of workmanship. The Quality Assurance Authority may request to view and record details of the certification and/or qualifications held by the Contractor's tradespeople. This request should not be unduly exercised but only to ensure qualified tradespeople are on the job.

6.16 ISO 9001:2000 - Quality Management Systems

In the performance of the Work described in the Contract, the Contractor must comply with the requirements of:

ISO 9001:2000 - Quality management systems - Requirements, published by the International Organization for Standardization (ISO), current edition at date of submission of the Contractor's bid with the exclusion of the following requirement:

7.3 Design and development

It is not the intent of this clause to require that the Contractor be registered to the applicable standard; however, the Contractor's quality management system must address each requirement contained in the standard.

Assistance for Government Quality Assurance (GQA):

The Contractor must provide the Quality Assurance Authority with the accommodation and facilities required for the proper accomplishment of GQA and must provide any assistance required by the Quality Assurance Authority for evaluation, verification, validation, documentation or release of product.

The Quality Assurance Authority must have the right of access to any area of the Contractor's or Subcontractor's facilities where any part of the Work is being performed. The Quality Assurance Authority must be afforded unrestricted opportunity to evaluate and verify Contractor conformity with Quality System procedures and to validate product conformity with contract requirements. The Contractor must make available, for reasonable use by the Quality Assurance Authority, the equipment necessary for all validation purposes. Contractor personnel must be made available for operation of such equipment as required.

When the Quality Assurance Authority determines that GQA is required at a subcontractor's facilities, the Contractor must provide for this in the purchasing document and forward copies to the Quality Assurance Authority, together with relevant technical data as the Quality Assurance Authority may request.

The Contractor must notify the Quality Assurance Authority of non-conforming product received from a subcontractor when the product has been subject to GQA.

6.17 Environmental Protection

The Contractor and its sub-contractors engaged in the Work on Government equipment must carry out the Work in compliance with applicable municipal, provincial and federal environmental laws, regulations and industry standards.

The Contractor must have detailed procedures and processes for identifying, removing, tracking, storing, transporting and disposing of all potential pollutants and hazardous material encountered, to ensure compliance as required above.

All waste disposal certificates are to be provided to the QA representative, with information copies sent to the Contracting Authority. Furthermore, additional evidence of compliance with municipal, provincial and federal environmental laws and regulations is to be furnished by the Contractor to the Contracting Authority when so requested.

The Contractor must have environmental emergency response plans and/or procedures in place. Contractor and subcontractor employees must have received the appropriate training in emergency preparedness and response. Contractor personnel engaging in activities which may cause environmental impacts or potential non compliance situations must be competent to do so, on the basis of appropriate education, training, or experience.

6.18 Inspection and Test Plan Procedures for Design Change or Additional Work

These procedures must be followed for any design change or additional work.

1. When Canada requests design change or additional work:

(a) The Technical Authority will provide the Contracting Authority with a description of the design change or additional work in sufficient detail to allow the Contractor to provide the following information:

(i) any impact of the design change or additional work on the requirement of the Contract;

(ii) a price breakdown of the cost (increase or decrease) associated with the implementation of the design change or the performance of the additional work using either the form PWGSC-TPSGC 1686, Quotation for Design Change or Additional Work, or the form PWGSC-TPSGC 1379, Work Arising or New Work, (NOTE: Only government employees have access to these forms) or any other form required by Canada;

(iii) a schedule to implement the design change or to perform the additional work and the impact on the contract delivery schedule.

(b) The Contracting Authority will then forward this information to the Contractor.

(c) The Contractor will return the completed form to the Contracting Authority for evaluation and negotiation. Once agreement has been reached, the form must be signed by all parties in the appropriate signature blocks. This constitutes the written authorization for the Contractor to proceed with the work, and the Contract will be amended accordingly.

2. When the Contractor requests design change or additional work:

(a) The Contractor must provide the Contracting Authority with a request for design change or additional work in sufficient detail for review by Canada.

(b) The Contracting Authority will forward the request to the Technical Authority for review.

(c) If Canada agrees that a design change or additional work is required, then the procedures detailed in paragraph 1 are to be followed.

(d) The Contracting Authority will inform the Contractor in writing if Canada determines that the design change or additional work is not required.

3. Approval

The Contractor must not proceed with any design change or additional work without the written authorization of the Contracting Authority. Any work performed without the Contracting Authority's written authorization will be considered outside the scope of the Contract and no payment will be made for such work.

The Contractor must in support of its QCP, implement an approved Inspection and Test Plan (ITP).

The Contractor must provide at no additional cost to Canada, all applicable test data, all contractor technical data, test pieces and samples as may reasonably be required by the Quality Assurance Authority to verify conformance to contract requirements. The Contractor must forward at his expense such technical data, test data, test pieces and samples to such location as the Quality Assurance Authority may direct.

6.19 Outstanding Work and Acceptance

The Inspection Authority, in conjunction with the Contractor, will prepare a list of outstanding work items at the end of the work period. This list will form the annexes to the formal acceptance document for the vessel. A contract completion meeting will be convened by the Inspection Authority on the work completion date to review and sign off the form PWGSC-TPSGC1205, Acceptance. In addition to any amount held under the Warranty Holdback Clause, a holdback of twice the estimated value of outstanding work will be held until that work is completed.

The Contractor must complete the above form in three (3) copies, which will be distributed by the Inspection Authority as follows:

(a) original to the Contracting Authority; (b) one copy to the Technical Authority; (c) one copy to the Contractor

6.20 Licensing

The Contractor must obtain and maintain all permits, licenses and certificates of approval required for the Work to be performed under any applicable federal, provincial or municipal legislation. The Contractor is responsible for any charges imposed by such legislation or regulations. Upon request, the Contractor must provide a copy of any such permit, license or certificate to Canada.

6.21 SACC Manual Clauses

A0290C Hazardous Waste – Vessels (2008-05-12)
A9062C Canadian Forces Site Regulations (2010-01-11)
A9055C Scrap and Waste Material (2008-05-12)
A0285C Workers Compensation (2007-05-25)

ANNEX A

STATEMENT OF WORK

A1) REQUIREMENT: Request the establishment of a contract to provide for all necessary labour, materials, tools, and equipment to carry out paint and preservation of exterior decks onboard H.M.C.S. ST. JOHN'S in accordance with the attached hull survey HS150001 Rev 1.

Decks to be treated (100% Re-Coat):

SSPC-SP-5 (White Metal Blast):

Flight Deck	Total Area	4220 sq. ft
-------------	------------	-------------

SSPC-SP-12 Standard (Water Blast):

Hangar Interior	Total Area	1673 sq. ft
Port Hangar Lobby	Total Area	215 sq. ft
Port Bridge Wing	Total Area	860 sq. ft
STBD Bridge Wing	Total Area	860 sq. ft
Flag Deck	Total Area	215 sq. ft
TOTAL sq. ft		3,823 sq. ft

Decks for Repair:

STBD Boat/Missile Deck	Total Area	64 sq. ft Scattered Areas
Port Boat/Missile Deck	Total Area	64 sq. ft Scattered Areas
Bridge Top Deck	Total Area	110 sq. ft Scattered Areas
Hangar Top	Total Area	64.5 sq. ft Scattered Areas
TOTAL sq. ft		302.5 sq. ft

Decks for Top Coat

STBD Boat/Missile Deck	Total Area	2010 sq. ft
Port Boat/Missile Deck	Total Area	2010 sq. ft
STBD Hangar Side Deck	Total Area	860 sq. ft
Port Hangar Side Deck	Total Area	860 sq. ft
Bridge Top	Total Area	1800 sq. ft
Hangar Top	Total Area	1382 sq. ft
TOTAL sq. ft		8,922 sq. ft

As part of their bid, the contractor shall include costs to erect, maintain, inspect daily, and dismantle an enclosure, for the Flight Deck, in accordance with an engineered drawing to be supplied by the contractor. An Engineering Certificate of Compliance shall also be provided by the contractor once the enclosure is built.

NOTE: For bidding purposes, please submit an estimate per square foot (including time, material and machine rental) for Grit Blasting various areas as required. This will be estimated at 1300 square feet and will be included in the overall bid.

When required, the contractor must take precautions to protect the following:

- A) All fitted lighting including aircraft landing and recessed landing lights;
- B) Traversing cables, associated pulleys, recessed bays and drains;
- C) Prewet nozzles and surrounding rubberized coatings;
- D) Helo Haul-down and Beartrap cables must be wrapped in plastic where applicable; and
- E) Other equipment specific to particular worksite as directed by a representative of the Contracts Office.

All prospective bidders will be required to submit proof of all mandatory requirements with their bid to be considered for bid award.

A2) Bidders must be registered with the Controlled Goods Directorate.

A3) Contractor will be responsible for the removal and re-installation of any interference items in order to complete the deck work.

A4) WORKSITE: All work shall be conducted on H.M.C.S ST. JOHN'S within H.M.C. Dockyard. Any additional space requirements (i.e. trailers, storage containers) must be requested through and approved by the Requisitioning Authority. The worksite shall be available from 07:30 – 16:00 daily.

A5) PRICING: Bidders shall provide a cost breakdown for each deck specified above as part of any bid submission. All pricing shall clearly specify all labour and materials separately.

A5.1): Bidders shall provide a price (per square foot) for additional top-coating (if required) for areas not specified in HS150001 Rev 1.

A5.2): Bidders shall provide a price (per square foot) for additional 100% re-coating via water-blasting (if required) for areas not specified in HS150001 Rev 1.

A5.3): Bidders shall provide a price (per square foot) for additional re-coating via shot/grit blasting to SSPS SP-5 (if required) for areas not specified in HS150001 Rev 1.

NOTE: Cost per square foot shall also include all necessary shelter/containment required for 100% capture of all dust and debris in all applicable environmental regulations.

NOTE: Invoices may be submitted for each deck separately upon completion of all work.

A6) STATEMENT OF CONTRACTOR REQUIREMENTS: The successful bidder shall adhere to all quality, environmental and safety requirements established in the SOCR REV 9 found at ANNEX H of this requisition when performing all specified work herein.

A7) WORK PLAN: The successful bidder shall include in their bid submission, a work plan clearly detailing the number of work days it will take to complete 'each' deck and the order in which the work will progress during the allotted time. The plan shall include consideration of alternatives should the submitted plan be incapable of meeting the completion date as specified in paragraph A4 above for reasons such as inclement weather. Upon contract award, successful bidder shall be required to meet with the Requisitioning Authority to review the work plan submitted. The successful bidder shall attend a pre-job meeting as scheduled by the Requisitioning Authority.

A8) WORK CANCELLATION: Due to the operational nature of the vessel, on which this work shall occur, the Fleet Maintenance Facility Cape Scott Contracts Office reserves the right to cancel any or all work associated with this contract for reasons beyond its control. This includes but is not limited to unforeseen ship deployment, fueling, ammunition storing and/or any other factors that prevent work from being completed within the specified period.

A9) CLIENT SUPPORT: The successful bidder will be provided with the following support during the duration of the work:

- Hot Work Certificates: The successful bidder shall inform the FMFCS Quality Assurance Representative of any requirements for Hot Work certificates no later than 1300 hours on the day preceding the requirement. FMFCS QA will be responsible to provide hot work certificates no later than 0900 hours on the day of the requirement.

A10) WORKER ORIENTATION: Workers must be familiar with DND Man-aloft and Lock Out/Tag Out procedures prior to the commencement of any work. If work is to be carried out onboard a submarine, all workers must have sub-awareness training, to be carried out at contractor's expense. The successful bidder shall contact the Requisitioning Authority prior to the work to arrange for orientation in these areas.

A11) WORKSITE CLEANLINESS: The successful bidder shall be responsible to clean the worksite at the end of each working day. Debris and materials arising from the day's work must be removed daily.

A12) PHOTOGRAPHY: Any use of photographic or video recording onboard the vessel is prohibited unless approval is authorized by the Requisitioning Authority and the Ship Security Officer.

A13) PARKING: Parking is not permitted on jetties and only in designated areas within the industrial H.M.C. Dockyard area. Any requirements to access jetties for the purpose of loading/unloading equipment and materials must be forwarded to the Requisitioning Authority in advance. DND will not be responsible for any parking tickets issued as a result of any abuse of temporary parking allowances for these purposes. Access will be limited to two vehicles at any time.

A14) WORKSITE ACCESS: The successful bidder shall provide the Requisitioning Authority a list of personnel who will require access to the worksite to perform the contracted services upon contract award in addition to any vehicles which will require access. All personnel authorized for access must possess photo identification on their person at all times while on the worksite within H.M.C. Dockyard.

NOTE: FMF Cape Scott reserves the right to restrict access to the worksite for reasons beyond our control. In such cases the successful bidder shall be provided with 24 hours notice in order to reschedule their work plans. FMF Cape Scott will not be responsible for any Lost and Idle time resulting from such changes where the required notice has been provided.

A15) LOST & IDLE TIME: Any incidents of 'lost & idle' time are to be reported to the Requisitioning Authority immediately detailing the circumstances of the delay and the impact in terms of personnel. Such reports are to be followed up with written explanation of the cause, amount of time lost, and number of personnel involved, within 24 hours of such a claim. Failure to report any lost time situations immediately will negate any claims.

A16) INSPECTIONS: The successful bidder shall notify the Requisitioning Authority at least two-hours in advance of all mandatory inspections as specified in the specification or hull instructions.

A17) QUALITY DOCUMENTATION: All QA documentation as specified in job instructions/specifications, to be provided at time of invoicing.

A18) PERSONAL PROTECTIVE EQUIPMENT: The successful bidder is required to ensure personnel have the required personal protective equipment to perform their duties and to ensure they have had the proper training in the wear, use and maintenance of such equipment when performing duties on Department of National Defence property.

A19) GOVERNMENT SMOKING POLICY: The successful bidder shall ensure that its personnel shall comply with the policy of the Government of Canada, which prohibits smoking in any government structure.

A20) FMFCS DRUG AND ALCOHOL POLICY: FMF Cape Scott has developed a zero tolerance policy to create a Drug and Alcohol Free Workforce. No contractor personnel shall come to work after using or while impaired by drugs or alcohol. The contractor will be asked to remove any personnel offending this policy from the premises for the remainder of the workday at the contractor's expense.

A21) SUBLETTING: Subletting will not be permitted without written consent of the Requisitioning Authority.

A22) ADDITIONAL REQUIREMENTS

A22.1) The contractor shall be required to be available for hours of work stipulated by the Fleet Maintenance Facility Cape Scott, Contracts Office, including hours required outside of normal working hours.

A22.2) The contractor must be available for on-site consultation as deemed necessary by the Fleet Maintenance Facility Cape Scott, Contracts Office.

A22.3) The contractor shall be able to provide a valid certificate of calibration for any necessary test equipment prior to starting any work that requires use of such equipment.

A22.4) When requested by the FMFCS Contracts Office, the contractor shall provide detailed written work plans and schedules to enable the client to integrate the contractor's work into the larger work projects.

A22.5) It is mandatory that the contractor provides qualified fire sentry/tank watch personnel with the appropriate fire fighting and safety equipment for the task at hand. All personnel acting in the capacity of fire sentry/tank watch shall have recognized training and certification on the proper use of fire fighting equipment, alarms, response and reporting procedures, and fire safety in the industrial workplace, along with training in Workplace Hazardous Materials Information System (WHMIS) and Confined Space Entry. Personnel are to have all such certificates on their person at all times during the performance of the work. While working in the role of fire sentry/tank watch, the contractor personnel shall be dedicated to that task only.

A22.6) The contractor is responsible to ensure the health and safety of their personnel and shall comply with:

- a. All DND, Federal, Provincial and Municipal regulations;
- b. All site safety regulations and procedures; and
- c. The Contractor shall have in place an Occupational and Safety Management System, employing written safe work procedures by conducting Job Hazard Analysis for each job order in both shop and field work.

A22.7) The contractor shall comply with all DND, Federal, Provincial and Municipal regulations and:

- a. Shall be prepared to take appropriate precautions to safely work in spaces that may contain hazardous material;
- b. Shall be required to provide all appropriate equipment, devices, tools and machinery, including general and specialized Personal Protective Equipment (PPE) which is certified, maintained in proper working condition and is used in the prescribed manner (Canada Labour Code, Part II, Para 125(w) refers) for all personnel in their employ.

A22.8) The contractor shall have Material Safety Data Sheets (MSDS) for all controlled products used in the performance of work specified in any call-up. Such MSDS shall be held at the worksite by the contractor's personnel and be readily available. The contractor shall ensure that any toolbox, storage box, and/or trailer used to store work related equipment and supplies in support of work, display product labelling and/or placards to demonstrate when any hazardous controlled items are stored within. All such containers must also clearly display the contractor's name and a contact number.

A22.9) Unless otherwise directed by the technical authority, deck preparation shall be carried out via Ultrahigh-pressure, (UHP), multi-nozzle Waterjetting, (above 210 MPa or 30,000 PSIG), The supplier must be aware of and ensure that all environmental policies are upheld at all times, such as the recovery of all effluents. The water used for Waterjetting should be pure so it does not contaminate the surface being cleaned. After Water jetting, should the prepared surface not meet the minimum profile required, the supplier will be requested to achieve the specified NACE profile as part of the original contract using alternate methods. All Waterjetting shall be to a WJ-1 standard with chloride testing in accordance with D-23-003-005/SF-002 Specification for Maintenance Painting of HMC Ships.

A22.10) The successful bidder must provide proof of ownership or rental agreement for the water jetting and recovery equipment as detailed in para A22.9, as well as proof of ability to maintain such equipment (maintenance personnel qualifications/availability).

A22.11) The successful bidder must be able to provide a suitable air compressor to provide compressed air to meet all of the contractor's requirements for the tasking. Costing for the use of compressor must be included in the quote.

A22.12) Upon inspection of bare-metal decks, FMFCS Technical Authorities may determine that specific areas require further treatment iaw SSPS SP-5 in order to achieve a suitable profile. The Contractor shall be prepared to carry out sand/grit blasting as directed, including the construction, maintenance, inspection, and dismantling of all required containment structures.

A23) SECURITY REQUIREMENTS

A23.1) The successful bidder must ensure arrangements are in place for a Visitor Clearance Request (VCR). The Security Officer of the successful bidder is to contact:

Public Works and Government Services Canada
CIISD Canadian and International Industrial Security Directorate
2745 Iris Street, 3rd Floor
Ottawa, Ontario
K1A 0S5
Tel: 613-948-4176

VCR's are required for all personnel accessing Department of National Defence property. Failure to obtain a Visitor Clearance Request could result in the termination of this contract.

A23.3) The Contractor shall ensure that all personnel employed are in possession of Photo Identification on their person at all times while working within DND property.

A24) STOP WORK

A25) If a DND 'stop work' order is invoked after commencement of the work, it will be the responsibility of the Offeror to demonstrate to DND that productive work was performed between the time of authorization and the stop work, and to substantiate costs incurred associated with such productive work.

A26) MANDATORY REQUIREMENTS

A26.1) Bidders shall provide proof of ownership or (or rental agreement for duration of this contract) for the following equipment:

a) Multiple (more than one), multi-nozzle Ultrahigh-pressure, (UHP), (above 210 MPa, 30,000PSIG), Water jetting Equipment equipped with onsite self-contained water recovery system to a WJ-1 standard with chloride testing in accordance with D-23-003-005/SF-002, Specification for Maintenance Painting of HMC Ships.

b) At least one Blastrac System - The equipment as described in the International Painting Specification – "Steel Structures Painting Council – Surface Preparation Specification- Good Painting Practice" as an onsite self-contained cleaning system that employs the centrifugal blast process using steel shot/grit mixture, and will recover and re-circulate the blast abrasive. System must be capable of a 75/25% shot/grit ratio and produce a minimum surface profile of 1.5 mil. Proof of ownership, or rental agreement for a three year period of said equipment to be provided with bid.

c) At least one Vacublast System – The equipment as described in the International Painting Specification – "Steel Structures Painting Council – Surface Preparation Specification- Good Painting Practice" as a Vacuum Blast Cleaning Method that employs compressed air and abrasives that is fully recoverable and recyclable, using steel grit. System Requirement - the system MUST be capable of producing a minimum surface profile of 1.5 mil. Proof of ownership, or rental agreement for a three year period of said equipment to be provided with bid.

d) Contractor must have ownership, (or rental agreement) of a minimum of two air compressors capable of supplying HP/LP air to run all of their paint and preservation equipment as jetty air service is no longer available.

A26.2) Proof of registration to ISO 9001:2008 or equivalent.

A26.3) Proof of Worker's Compensation compliance in the form of a letter from Worker's Compensation Board.

A26.4) Copy of the required security clearance IAW SRCL for all personnel that the contractor intends to employ against the standing offer must be provided with bid submission.

FMFCS Contracts Office will make payment within 30 days upon receipt of the invoice in the Contracts Office, of the Offeror's original invoice, for authorized services for this requirement. All rendered services will be to the satisfaction and acceptance of the Technical Authority prior to payment. Invoices are not to be submitted prior to the completion of the work as stated in the call-up document. This request has no provisions for advance payments, progress payments, or deposits.

ANNEX B

BASIS OF PAYMENT

Remark to bidder: Annex B will form the Basis of Payment for the resulting contract and should not be filled in at the bid submission stage.

B1 – Contract Price

Known Work

For work as stated in Part 7 article 7.1, Specified in Annex "A" and detailed in the attached Pricing Data Sheets at Appendix 1 to this Annex for a FIRM PRICE of: \$ _____ HST extra.

B2 – Unscheduled Work

The Contractor will be paid for unscheduled work arising, as authorized by Canada, calculated in the following manner:

"Number of hours (to be negotiated) X \$ _____ being the Contractor's firm hourly Charge-out Labour Rate which includes Overhead and profit, plus net laid-down cost of materials to which will be added a 10% mark-up, plus Goods and Services Tax or Harmonized Sales Tax as applicable, of the total cost of material and labour. The firm hourly *Charge-out Labour Rate* and the material mark-up will remain firm for the duration of the Contract and any subsequent amendments thereto."

B2.1

Notwithstanding definitions or usage elsewhere in this document, or in the Contractor's Cost Management System, when negotiating Hours for unscheduled work, PWGSC will consider only those hours of labour directly involved in the production of the subject work package. Elements of Related Labour Costs identified in B2.2, will not be negotiated, but will be compensated for in accordance with

B2.2

Allowance for Related Labour Costs such as: Management, Direct Supervision, Purchasing and Material Handling, Quality Assurance and Reporting, First Aid, Gas Free Inspecting and Reporting, and Estimating will be included as overhead for the purposes of determining the Charge-out Labour Rate set out in clause B2.

B2.3

The 10% mark-up rate for materials will also apply to subcontracted costs. The mark-up rate includes any allowance for material and subcontract management not allowed for in the Chargeout Labour Rate. The Contractor will not be entitled to a separate labour component for the purchase and handling of materials or subcontract administration.

B3 Overtime

No overtime work will be compensated for under the Contract unless authorized in advance and in writing by the Contracting Authority. Any request for payment must be accompanied by a copy of the overtime authorization and a report containing such details as Canada may require with respect to the overtime work performed. Compensation for authorized overtime will be calculated by taking the average hourly direct labour rate premiums, plus certified fringe benefit additives, plus profit of 7 1/2 percent on labour premium and fringe benefits. These rates will remain firm for the duration of the Contract including all amendments and are subject to audit if deemed necessary by Canada.

ANNEX C

INSURANCE REQUIREMENTS

C1 – Ship Repairers' Liability Insurance

1. The Contractor must obtain Ship Repairer's Liability Insurance and maintain it in force throughout the duration of the Contract, in an amount usual for a contract of this nature, but for not less than \$10,000,000 per accident or occurrence and in the annual aggregate.
2. The Ship Repairer's Liability insurance must include the following:
 - a. Additional Insured: Canada is added as an additional insured, but only with respect to liability arising out of the Contractor's performance of the Contract. The interest of Canada as additional insured should read as follows: Canada, represented by Public Works and Government Services Canada.
 - b. Waiver of Subrogation Rights: Contractor's Insurer to waive all rights of subrogation against Canada as represented by the Department of National Defence and Public Works and Government Services Canada for any and all loss of or damage to the vessel, however caused.
 - c. Notice of Cancellation: The Insurer will endeavour to provide the Contracting Authority thirty (30) days written notice of cancellation.
 - d. Contractual Liability: The policy must, on a blanket basis or by specific reference to the contract, extend to assumed liabilities with respect to contractual provisions.
 - e. Cross Liability/Separation of Insureds: Without increasing the limit of liability, the policy must protect all insured parties to the full extent of coverage provided. Further, the policy must apply to each Insured in the same manner and to the same extent as if a separate policy had been issued to each.

C2 – Commercial General Liability

1. The Contractor must obtain Commercial General Liability Insurance, and maintain it in force throughout the duration of the Contract, in an amount usual for a contract of this nature, but for not less than \$2,000,000 per accident or occurrence and in the annual aggregate.
2. The Commercial General Liability policy must include the following:
 - a. Additional Insured: Canada is added as an additional insured, but only with respect to liability arising out of the Contractor's performance of the Contract. The interest of Canada should read as follows: Canada, as represented by Public Works and Government Services Canada.
 - b. Bodily Injury and Property Damage to third parties arising out of the operations of the Contractor.
 - c. Products and Completed Operations: Coverage for bodily injury or property damage arising out of goods or products manufactured, sold, handled, or distributed by the Contractor and/or arising out of operations that have been completed by the Contractor.
 - d. Personal Injury: While not limited to, the coverage must include Violation of Privacy, Libel and Slander, False Arrest, Detention or Imprisonment and Defamation of Character.
 - e. Cross Liability/Separation of Insureds: Without increasing the limit of liability, the policy must protect all insured parties to the full extent of coverage provided. Further, the policy must apply to each Insured in the same manner and to the same extent as if a separate policy had been issued to each.
 - f. Blanket Contractual Liability: The policy must, on a blanket basis or by specific reference to the Contract, extend to assumed liabilities with respect to contractual provisions.
 - g. Employees and, if applicable, Volunteers must be included as Additional Insured.

-
- h. Employers' Liability (or confirmation that all employees are covered by Worker's compensation (WSIB) or similar program)
 - i. Broad Form Property Damage including Completed Operations: Expands the Property Damage coverage to include certain losses that would otherwise be excluded by the standard care, custody or control exclusion found in a standard policy.
 - j. Notice of Cancellation: The Insurer will endeavour to provide the Contracting Authority thirty (30) days written notice of policy cancellation.
 - k. If the policy is written on a claims-made basis, coverage must be in place for a period of at least 12 months after the completion or termination of the Contract.

C3 – Limitation of Contractor's Liability for Damages to Canada

1. This section applies despite any other provision of the Contract and replaces the section of the general conditions entitled "Liability". Any reference in this section to damages caused by the Contractor also includes damages caused by its employees, as well as its subcontractors, agents, and representatives, and any of their employees.
2. Whether the claim is based in contract, tort, or another cause of action, the Contractor's liability for all damages suffered by Canada caused by the Contractor's performance of or failure to perform the Contract is limited to \$10,000,000. This limitation of the Contractor's liability does not apply to:
 - a. any infringement of intellectual property rights;
 - or
 - b. any breach of warranty obligations.
3. Each Party agrees that it is fully liable for any damages that it causes to any third party in connection with the Contract, regardless of whether the third party makes its claim against Canada or the Contractor. If Canada is required, as a result of joint and several liability, to pay a third party in respect of damages caused by the Contractor, the Contractor must reimburse Canada for that amount.

ANNEX D - BID SUBMISSION

SCHEDULE 1 - FINANCIAL BID PRESENTATION SHEET

F1 – PRICE FOR EVALUATION		
A)	Known work For work as stated in Part 1 Clause 2, specified in Annex "A" and detailed in the attached Pricing Data Sheet Annex I , Appendix 1 for a FIRM PRICE of	\$
B)	Unscheduled Work <i>Labour Cost:</i> Estimated labour hours at a firm <i>Charge-out Labour Rate</i> , including overhead and profit: 100 person hours X \$_____ per hour for a PRICE of: <i>See clauses F2.1 and F.2 below</i>	\$
C)	Evaluation Price (A+B=C)	\$

F2 Unscheduled Work

Unscheduled work arising, as authorized by the Minister, will be calculated in the following manner:

"Number of hours (to be negotiated) X \$_____ your firm hourly Charge-out Labour Rate which includes Overhead and profit, plus net laid-down cost of materials to which will be added a 10% mark- up, plus Goods and Services Tax or Harmonized Sales Tax as applicable, of the total cost of material and labour. The firm hourly Charge-out Labour Rate and the material mark-up will remain firm for the duration of the Contract and any subsequent amendments."

F2.1: Notwithstanding definitions or usage elsewhere in this document, or in the Bidder's Cost Management System, when negotiating Hours for unscheduled work, PWGSC will consider only those hours of labour directly involved in the production of the subject work package. Elements of Related Labour Costs identified in I2.2 will not be negotiated, but will be compensated for in accordance with I2.2. It is therefore incumbent upon the Bidder to enter values in the above table which will result in fair compensation, regardless of the structure of their Cost Management System.

F2.2: Allowance for Related Labour Costs such as: Management, Direct Supervision, Purchasing and Material Handling, Quality Assurance and Reporting, First Aid, Gas Free Inspecting and Reporting, and Estimating will be included as Overhead for the purposes of determining the Charge-out Labour Rate entered in Table I1 line I1b) above.

F2.3: The 10% mark-up rate for materials will also apply to subcontracted costs. The mark-up rate includes any allowance for material and subcontract management not allowed for in the Chargeout Labour Rate. A separate labour component for the purchase and handling of materials or subcontract administration is not allowable.

F3 Overtime

No overtime work will be compensated for under the Contract unless authorized in advance and in writing by the Contracting Authority. Any request for payment must be accompanied by a copy of the overtime authorization and a report containing such details as Canada may require with respect to the overtime work performed. Compensation for authorized overtime will be calculated by taking the average hourly direct labour rate premiums, plus certified fringe benefit additives, plus profit of 7 1/2 percent on labour premium and fringe benefits. These rates will remain firm for the duration of the Contract including all amendments and are subject to audit if deemed necessary by Canada.

**ANNEX D
BID SUBMISSION
SCHEDULE 2**

TECHNICAL REQUIREMENTS

This chart should be used to ensure that all mandatory technical requirements are included with the bidder's submission.		
1. At least one NACE certified member on staff	Name : _____	Details of training, and experience attached to bid YES _____
2. One NACE 2 qualified supervisor who will be employed onsite for the duration of the contract	Name: _____	Proof of qualification, and details of training/experience attached to bid YES _____
3. Security Clearance for ALL personnel that the contractor intends to employ for the duration of the contract		Proof of security for each person attached to bid YES _____
4. Detailed examples of the firms' experience in providing Miscellaneous Painting and Preservation Services onboard Ships, Submarines, or Auxiliary vessels, in the last four (4) years, (each examples must be greater than \$50,000 in total value). (At least two of the examples must include the application of non-skid or equivalent product on a Ship, Submarine, or Auxiliary vessel)	Project #1 Name: _____ Project #2 Name: _____ Project #3 Name: _____	Project #1 Details Attached: YES _____ Project #2 Details Attached: YES _____ Project #3 Details Attached: YES _____

Solicitation No. - N° de l'invitation

W3554-156129/A

Client Ref. No. - N° de réf. du client

W3554-15-6129

Amd. No. - N° de la modif.

File No. - N° du dossier

HAL-5-74019

Buyer ID - Id de l'acheteur

hal121

CCC No./N° CCC - FMS No./N° VME

ANNEX E

SECURITY REQUIREMENTS CHECK LIST

Attached.

ANNEX F

STATEMENT OF CONTRACTOR REQUIREMENTS (SOCR)

1. Management System Overview

- 1.1 Fleet Maintenance Facility Cape Scott is dedicated to providing high quality engineering and maintenance services to our customers. Our highly trained, skilled and mobile workforce will achieve this through continuous improvement of all our processes. We have the ability to adapt to the customers needs to ensure fleet readiness in any situation. We are committed to meeting all relevant regulations and legislation and preventing pollution.
- 1.2 The objectives of the Fleet Maintenance Facility Cape Scott Management System are:
- Customer satisfaction;
 - Providing a safe workplace; and
 - Protecting the environment.
- 1.3 The Fleet Maintenance Facility Cape Scott Management System is based upon the following standards:
- Quality Management System - ISO 9001: 2008
 - Environmental Management System - ISO 14001: 2004
 - DND General Safety Program
 - C-23-VIC-000/AM-001, QA for Safety in Subs
- 1.4 The Contractor shall be responsible for implementing a quality system appropriate to the scope of the work to be performed. It is recommended that the quality system be based on ISO 9001:2008 - Quality Management Systems - Requirements. It is not the intent to require that the Contractor be registered to the applicable standard; however, the Contractor's quality management system must address each requirement contained in the standard.
- 1.5 The Contractor's Quality Management System should include, at a minimum, processes to:
- identify when work they perform or material they produce does not conform to their/our standards;
 - Ensure that any nonconformance is recorded and is corrected;
 - Maintain a method for analyzing nonconformance data and initiating corrective and preventive action;
 - Ensure all corrective action is recorded and effectively implemented to improve their practices;
 - Control all documentation related to their practices;
 - Continually review and audit their practices to ensure they adhere with accepted standards;
 - Manage and monitor the performance of their sub-contractors;
 - Ensure their management reviews the findings of any evaluation or audit to assist with continuous improvement, including the findings of any evaluation conducted by FMF Cape Scott;
 - Manage employee awareness and competence through certification and training as part of process management.
- 1.6 Fleet Maintenance Facility Cape Scott reserves the right to verify conformance and compliance with this requirement. This verification may be accomplished by monitoring the provision of

services or by having Fleet Maintenance Facility Cape Scott audit the contractor's processes or systems.

2. Contractor Requirements - General

- 2.1 The Contractor's personnel, employed in the provision of contracted services, shall be required to attend worksite orientation meetings for the purpose of informing their personnel of health, safety and/or environmental hazards at the work site prior to the commencement of any contracted work, as requested by Fleet Maintenance Facility Cape Scott.
- 2.2 Fleet Maintenance Facility Cape Scott retains the right to stop work temporarily if, in the opinion of Fleet Maintenance Facility Cape Scott, the work is not being performed in accordance with all applicable safety and environmental regulations and legislation or is being performed in a manner that is contrary to the specified requirements. The purpose of the stop work will be resolve any problems identified so to enable work to progress properly.

3. Contractor Requirements - Quality

- 3.1 The Contractor shall be responsible for performing or having performed all inspections and tests necessary to substantiate that the materiel or services provided conform to the drawings, specifications and contract requirements. The Contractor shall keep accurate and complete inspection records which shall, upon request, be made available to the authorized Department of National Defence (DND) representative, who may make copies thereof and take extracts there from during the performance of the Contract and for a period of three (3) years thereafter.
- 3.2 The Contracting Authority and DND shall have access to the Work at any time during working hours where any part of the Work is being carried out and may make examinations and such tests of the Work as they may think fit under the circumstances. Should the Work or any part thereof not be in accordance with the requirements of the Contract, the authorized DND representative shall have the right to reject the Work and require its correction or replacement at the Contractor's expense. DND shall inform the Contractor of the motives for any such rejection for non-conformance.
- 3.3 Notwithstanding the foregoing, all materiel is subject to verification and acceptance by DND at destination. The authorized DND representative at destination may either be the consignee(s), the Technical Authority, or a Quality Management representative.
- 3.4 The Contractor shall not enter into sub-contracts without prior permission of the Fleet Maintenance Facility Cape Scott, Contracts Office. In all cases, where sub-contracting is approved, the Contractor is responsible to verify that the sub-contractor's quality system meets the requirements as established herein.

4. Contractor Requirements - Environment

- 4.1 The Contractor shall notify the Fleet Maintenance Facility Cape Scott Contracts Office of all significant environmental aspects associated with contracted work that will be performed within CFB Halifax, prior to commencing work. The Contractor must specify how they intend to control activities, including the use of products and/or materials that could potentially spill, cause contamination, or otherwise have an adverse impact upon the environment.
- 4.2 The Contractor shall ensure that any hazardous materials or products used in the performance of the work are supported at all times with Material Safety Data Sheets at the worksite. The Contractor's staff shall be trained in the Workplace Hazardous Materials Information System (WHMIS).

- 4.3 The Contractor shall ensure that any hazardous materials, products or wastes are not left unattended on worksites, jetties, laydown areas, synchrolift or other areas within CFB Halifax. Any Contractor who requires an exemption to this requirement shall submit requests to the Fleet Maintenance Facility Cape Scott Contracts Office in advance. Such requests must clearly identify the proposed containment used to contain the hazards, any emergency response plans in the event of a spill or damage to the containment system. Containment systems must clearly identify all hazardous materials, products or wastes to be held through the use of appropriate placarding. No requests for exemption will be approved unless all conditions above are met. In addition, Contractors must ensure that containers of paints, solvents or other hazards are properly secured when the product is not in use.
- 4.4 The Contractor shall remove and properly dispose of all such hazardous products and/or materials from the worksite and CFB Halifax upon completion of the work.
- 4.5 The Contractor shall provide copies of any applicable licenses of disposal or certificates of destruction for any hazardous materials and/or substances generated as a result of the work, upon completion of the work and subsequent disposal.

5. Contractor Requirements - Safety

5.1 The Contractor, and any approved sub-contractors, shall comply with any legislative requirements and industry standards within the appropriate health and safety jurisdiction and comply with the specified provincial and federal regulatory instruments, as appropriate.

5.2 The Contractor shall abide by all applicable Workers' Compensation legislation and coverage for all personnel employed in the provision of contracted services and any approved sub-contracted services.

5.3 The Contractor shall be required to provide all appropriate equipment, devices, tools and machinery, including proper Personal Protective Equipment (PPE) for their personnel employed in the provision of contracted services, and will ensure that all provided is maintained in proper working condition; and, is used in the prescribed manner (Canada Labour Code, Part II, Para 125(w) refers) as and when required.

5.4 The Contractor shall ensure all personnel engaged in the provision of services are properly trained in Confined Space Entry and Man-A-Loft procedures prior to the commencement of any work.

5.5 The Contractor is required to develop emergency response instructions for any contracted work that includes high-risk work they will be required to perform on-site. These instructions shall be provided to Fleet Maintenance Facility Cape Scott.

5.6 Prior to removal of any substance or material (such as deck coatings, hull finishes, etc.) the contractor shall determine what hazards to health and/or environment might be involved. Prior to work commencement, the costs associated with protecting the environment and personnel from exposure to the hazards must be identified and approved. Fleet Maintenance Facility Cape Scott, Contracts Office, retains the right to terminate and/or re-schedule work dependant on the scope of hazard protection required.

Solicitation No. - N° de l'invitation

W3554-156129/A

Client Ref. No. - N° de réf. du client

W3554-15-6129

Amd. No. - N° de la modif.

File No. - N° du dossier

HAL-5-74019

Buyer ID - Id de l'acheteur

hal121

CCC No./N° CCC - FMS No./N° VME

ANNEX G

HULL SURVEY REPORT

Attached.



Government
of Canada

Gouvernement
du Canada

Contract Number / Numéro du contrat

W3554-156129

Security Classification / Classification de sécurité

UNCLASSIFIED

SECURITY REQUIREMENTS CHECK LIST (SRCL)

LISTE DE VÉRIFICATION DES EXIGENCES RELATIVES À LA SÉCURITÉ (LVERS)

PART A - CONTRACT INFORMATION / PARTIE A - INFORMATION CONTRACTUELLE

1. Originating Government Department or Organization / Ministère ou organisme gouvernemental d'origine DND		2. Branch or Directorate / Direction générale ou Direction Fleet Maintenance Facility Cape Scott	
3. a) Subcontract Number / Numéro du contrat de sous-traitance		3. b) Name and Address of Subcontractor / Nom et adresse du sous-traitant	
4. Brief Description of Work / Brève description du travail To provide paint and preservation to HMCS ST. JOHN's IAW SOW and Hull Inspection reports.			
5. a) Will the supplier require access to Controlled Goods? Le fournisseur aura-t-il accès à des marchandises contrôlées?		<input type="checkbox"/> No / Non <input checked="" type="checkbox"/> Yes / Oui	
5. b) Will the supplier require access to unclassified military technical data subject to the provisions of the Technical Data Control Regulations? Le fournisseur aura-t-il accès à des données techniques militaires non classifiées qui sont assujetties aux dispositions du Règlement sur le contrôle des données techniques?		<input checked="" type="checkbox"/> No / Non <input type="checkbox"/> Yes / Oui	
6. Indicate the type of access required / Indiquer le type d'accès requis			
6. a) Will the supplier and its employees require access to PROTECTED and/or CLASSIFIED information or assets? Le fournisseur ainsi que les employés auront-ils accès à des renseignements ou à des biens PROTÉGÉS et/ou CLASSIFIÉS? (Specify the level of access using the chart in Question 7. c) (Préciser le niveau d'accès en utilisant le tableau qui se trouve à la question 7. c)		<input checked="" type="checkbox"/> No / Non <input type="checkbox"/> Yes / Oui	
6. b) Will the supplier and its employees (e.g. cleaners, maintenance personnel) require access to restricted access areas? No access to PROTECTED and/or CLASSIFIED information or assets is permitted. Le fournisseur et ses employés (p. ex. nettoyeurs, personnel d'entretien) auront-ils accès à des zones d'accès restreintes? L'accès à des renseignements ou à des biens PROTÉGÉS et/ou CLASSIFIÉS n'est pas autorisé.		<input type="checkbox"/> No / Non <input checked="" type="checkbox"/> Yes / Oui	
6. c) Is this a commercial courier or delivery requirement with no overnight storage? S'agit-il d'un contrat de messagerie ou de livraison commerciale sans entreposage de nuit?		<input checked="" type="checkbox"/> No / Non <input type="checkbox"/> Yes / Oui	
7. a) Indicate the type of information that the supplier will be required to access / Indiquer le type d'information auquel le fournisseur devra avoir accès			
Canada <input type="checkbox"/>		NATO / OTAN <input type="checkbox"/>	
Foreign / Étranger <input type="checkbox"/>			
7. b) Release restrictions / Restrictions relatives à la diffusion			
No release restrictions Aucune restriction relative à la diffusion <input type="checkbox"/>		All NATO countries Tous les pays de l'OTAN <input type="checkbox"/>	
Not releasable À ne pas diffuser <input type="checkbox"/>			
Restricted to: / Limité à : Specify country(ies): / Préciser le(s) pays : <input type="checkbox"/>		Restricted to: / Limité à : Specify country(ies): / Préciser le(s) pays : <input type="checkbox"/>	
7. c) Level of information / Niveau d'information			
PROTECTED A PROTÉGÉ A <input type="checkbox"/>		NATO UNCLASSIFIED NATO NON CLASSIFIÉ <input type="checkbox"/>	
PROTECTED B PROTÉGÉ B <input type="checkbox"/>		NATO RESTRICTED NATO DIFFUSION RESTREINTE <input type="checkbox"/>	
PROTECTED C PROTÉGÉ C <input type="checkbox"/>		NATO CONFIDENTIAL NATO CONFIDENTIEL <input type="checkbox"/>	
CONFIDENTIAL CONFIDENTIEL <input type="checkbox"/>		NATO SECRET NATO SECRET <input type="checkbox"/>	
SECRET SECRET <input type="checkbox"/>		COSMIC TOP SECRET COSMIC TRÈS SÉCRET <input type="checkbox"/>	
TOP SECRET TRÈS SÉCRET <input type="checkbox"/>			
TOP SECRET (SIGINT) TRÈS SÉCRET (SIGINT) <input type="checkbox"/>			
		PROTECTED A PROTÉGÉ A <input type="checkbox"/>	
		PROTECTED B PROTÉGÉ B <input type="checkbox"/>	
		PROTECTED C PROTÉGÉ C <input type="checkbox"/>	
		CONFIDENTIAL CONFIDENTIEL <input type="checkbox"/>	
		SECRET SECRET <input type="checkbox"/>	
		TOP SECRET TRÈS SÉCRET <input type="checkbox"/>	
		TOP SECRET (SIGINT) TRÈS SÉCRET (SIGINT) <input type="checkbox"/>	



PART A (continued) / PARTIE A (suite)

8. Will the supplier require access to PROTECTED and/or CLASSIFIED COMSEC information or assets?
Le fournisseur aura-t-il accès à des renseignements ou à des biens COMSEC désignés PROTÉGÉS et/ou CLASSIFIÉS? ☒ No Non ☐ Yes Oui

If Yes, indicate the level of sensitivity:

Dans l'affirmative, indiquer le niveau de sensibilité :

9. Will the supplier require access to extremely sensitive INFOSEC information or assets?
Le fournisseur aura-t-il accès à des renseignements ou à des biens INFOSEC de nature extrêmement délicate? ☒ No Non ☐ Yes Oui

Short Title(s) of material / Titre(s) abrégé(s) du matériel :

Document Number / Numéro du document :

PART B - PERSONNEL (SUPPLIER) / PARTIE B - PERSONNEL (FOURNISSEUR)

10. a) Personnel security screening level required / Niveau de contrôle de la sécurité du personnel requis

- | | | | |
|---|---|---|--|
| <input checked="" type="checkbox"/> RELIABILITY STATUS
COTE DE FIABILITÉ | <input type="checkbox"/> CONFIDENTIAL
CONFIDENTIEL | <input type="checkbox"/> SECRET
SECRET | <input type="checkbox"/> TOP SECRET
TRÈS SECRET |
| <input type="checkbox"/> TOP SECRET - SIGINT
TRÈS SECRET - SIGINT | <input type="checkbox"/> NATO CONFIDENTIAL
NATO CONFIDENTIEL | <input type="checkbox"/> NATO SECRET
NATO SECRET | <input type="checkbox"/> COSMIC TOP SECRET
COSMIC TRÈS SECRET |
| <input type="checkbox"/> SITE ACCESS
ACCÈS AUX EMPLACEMENTS | | | |

Special comments:

Commentaires spéciaux :

NOTE: If multiple levels of screening are identified, a Security Classification Guide must be provided.

REMARQUE : Si plusieurs niveaux de contrôle de sécurité sont requis, un guide de classification de la sécurité doit être fourni.

10. b) May unscreened personnel be used for portions of the work?
Du personnel sans autorisation sécuritaire peut-il se voir confier des parties du travail? ☒ No Non ☐ Yes Oui
- If Yes, will unscreened personnel be escorted?
Dans l'affirmative, le personnel en question sera-t-il escorté? ☒ No Non ☐ Yes Oui

PART C - SAFEGUARDS (SUPPLIER) / PARTIE C - MESURES DE PROTECTION (FOURNISSEUR)

INFORMATION / ASSETS / RENSEIGNEMENTS / BIENS

11. a) Will the supplier be required to receive and store PROTECTED and/or CLASSIFIED information or assets on its site or premises?
Le fournisseur sera-t-il tenu de recevoir et d'entreposer sur place des renseignements ou des biens PROTÉGÉS et/ou CLASSIFIÉS? ☒ No Non ☐ Yes Oui
11. b) Will the supplier be required to safeguard COMSEC information or assets?
Le fournisseur sera-t-il tenu de protéger des renseignements ou des biens COMSEC? ☒ No Non ☐ Yes Oui

PRODUCTION

11. c) Will the production (manufacture, and/or repair and/or modification) of PROTECTED and/or CLASSIFIED material or equipment occur at the supplier's site or premises?
Les installations du fournisseur serviront-elles à la production (fabrication et/ou réparation et/ou modification) de matériel PROTÉGÉ et/ou CLASSIFIÉ? ☒ No Non ☐ Yes Oui

INFORMATION TECHNOLOGY (IT) MEDIA / SUPPORT RELATIF À LA TECHNOLOGIE DE L'INFORMATION (TI)

11. d) Will the supplier be required to use its IT systems to electronically process, produce or store PROTECTED and/or CLASSIFIED information or data?
Le fournisseur sera-t-il tenu d'utiliser ses propres systèmes informatiques pour traiter, produire ou stocker électroniquement des renseignements ou des données PROTÉGÉS et/ou CLASSIFIÉS? ☒ No Non ☐ Yes Oui
11. e) Will there be an electronic link between the supplier's IT systems and the government department or agency?
Disposera-t-on d'un lien électronique entre le système informatique du fournisseur et celui du ministère ou de l'agence gouvernementale? ☒ No Non ☐ Yes Oui



PART C - (continued) / PARTIE C - (suite)

For users completing the form **manually** use the summary chart below to indicate the category(ies) and level(s) of safeguarding required at the supplier's site(s) or premises.

Les utilisateurs qui remplissent le formulaire **manuellement** doivent utiliser le tableau récapitulatif ci-dessous pour indiquer, pour chaque catégorie, les niveaux de sauvegarde requis aux installations du fournisseur.

For users completing the form **online** (via the Internet), the summary chart is automatically populated by your responses to previous questions.

Dans le cas des utilisateurs qui remplissent le formulaire **en ligne** (par Internet), les réponses aux questions précédentes sont automatiquement saisies dans le tableau récapitulatif.

SUMMARY CHART / TABLEAU RÉCAPITULATIF

Category Catégorie	PROTECTED PROTÉGÉ			CLASSIFIED CLASSIFIÉ			NATO				COMSEC					
	A	B	C	CONFIDENTIAL CONFIDENTIEL	SECRET	TOP SECRET TRÈS SECRET	NATO RESTRICTED NATO DIFFUSION RESTREINTE	NATO CONFIDENTIAL NATO CONFIDENTIEL	NATO SECRET	COSMIC TOP SECRET COSMIC TRÈS SECRET	PROTECTED PROTÉGÉ			CONFIDENTIAL CONFIDENTIEL	SECRET	TOP SECRET TRÈS SECRET
											A	B	C			
Information / Assets Renseignements / Biens	<input type="checkbox"/>	<input type="checkbox"/>	<input type="checkbox"/>	<input type="checkbox"/>	<input type="checkbox"/>	<input type="checkbox"/>	<input type="checkbox"/>	<input type="checkbox"/>	<input type="checkbox"/>	<input type="checkbox"/>	<input type="checkbox"/>	<input type="checkbox"/>	<input type="checkbox"/>	<input type="checkbox"/>	<input type="checkbox"/>	<input type="checkbox"/>
Production	<input type="checkbox"/>	<input type="checkbox"/>	<input type="checkbox"/>	<input type="checkbox"/>	<input type="checkbox"/>	<input type="checkbox"/>	<input type="checkbox"/>	<input type="checkbox"/>	<input type="checkbox"/>	<input type="checkbox"/>	<input type="checkbox"/>	<input type="checkbox"/>	<input type="checkbox"/>	<input type="checkbox"/>	<input type="checkbox"/>	<input type="checkbox"/>
IT Media / Support TI	<input type="checkbox"/>	<input type="checkbox"/>	<input type="checkbox"/>	<input type="checkbox"/>	<input type="checkbox"/>	<input type="checkbox"/>	<input type="checkbox"/>	<input type="checkbox"/>	<input type="checkbox"/>	<input type="checkbox"/>	<input type="checkbox"/>	<input type="checkbox"/>	<input type="checkbox"/>	<input type="checkbox"/>	<input type="checkbox"/>	<input type="checkbox"/>
IT Link / Lien électronique	<input type="checkbox"/>	<input type="checkbox"/>	<input type="checkbox"/>	<input type="checkbox"/>	<input type="checkbox"/>	<input type="checkbox"/>	<input type="checkbox"/>	<input type="checkbox"/>	<input type="checkbox"/>	<input type="checkbox"/>	<input type="checkbox"/>	<input type="checkbox"/>	<input type="checkbox"/>	<input type="checkbox"/>	<input type="checkbox"/>	<input type="checkbox"/>

12. a) Is the description of the work contained within this SRCL PROTECTED and/or CLASSIFIED?

La description du travail visé par la présente LVERS est-elle de nature PROTÉGÉE et/ou CLASSIFIÉE?

☒ No
Non

☐ Yes
Oui

If Yes, classify this form by annotating the top and bottom in the area entitled "Security Classification".

Dans l'affirmative, classifiez le présent formulaire en indiquant le niveau de sécurité dans la case intitulée « Classification de sécurité » au haut et au bas du formulaire.

12. b) Will the documentation attached to this SRCL be PROTECTED and/or CLASSIFIED?

La documentation associée à la présente LVERS sera-t-elle PROTÉGÉE et/ou CLASSIFIÉE?

☒ No
Non

☐ Yes
Oui

If Yes, classify this form by annotating the top and bottom in the area entitled "Security Classification" and indicate with attachments (e.g. SECRET with Attachments).

Dans l'affirmative, classifiez le présent formulaire en indiquant le niveau de sécurité dans la case intitulée « Classification de sécurité » au haut et au bas du formulaire et indiquer qu'il y a des pièces jointes (p. ex. SECRET avec des pièces jointes).



Government
of Canada

Gouvernement
du Canada

Contract Number / Numéro du contrat
W3554-156129

Security Classification / Classification de sécurité
UNCLASSIFIED

PART D - AUTHORIZATION / PARTIE D - AUTORISATION

13. Organization Project Authority / Chargé de projet de l'organisme

Name (print) - Nom (en lettres moulées)
Lewis Thibault

Title - Titre
Contract Administration and
Management Officer

Signature

Telephone No. - N° de téléphone
(902) 427-2971

Facsimile No. - N° de télécopieur
(902) 427-2885

E-mail address - Adresse courriel
lewis.thibault@forces.gc.ca

Date
22 April 2015

14. Organization Security Authority / Responsable de la sécurité de l'organisme

Name (print) - Nom (en lettres moulées)

Title - Titre

Signature

Telephone No. - N° de téléphone

Facsimile No. - N° de télécopieur

E-mail address - Adresse courriel

Date

15. Are there additional instructions (e.g. Security Guide, Security Classification Guide) attached?

Des instructions supplémentaires (p. ex. Guide de sécurité, Guide de classification de la sécurité) sont-elles jointes?

☐

No
Non

☐

Yes
Oui

16. Procurement Officer / Agent d'approvisionnement

Name (print) - Nom (en lettres moulées)
John Stavert

Title - Titre
Supply Team Leader

Signature

Telephone No. - N° de téléphone
(902) 496-5507

Facsimile No. - N° de télécopieur
(902) 496-5016

E-mail address - Adresse courriel
john.stavert@pwgsc-
tpsgc.gc.ca

Date

17. Contracting Security Authority / Autorité contractante en matière de sécurité

Name (print) - Nom (en lettres moulées)

Title - Titre

Signature

Telephone No. - N° de téléphone

Facsimile No. - N° de télécopieur

E-mail address - Adresse courriel

Date

HULL SURVEY SHEET FOR		DISTRIBUTION LIST	
HMCS ST. JOHN'S		CDTL - original copy ENG/NAO/Hull Survey Office - file copy	
COMPONENT		LOCATIONS: UPPER DECKS	
PAINT AND PRESERVATION		STEM TO TRANSOM 1 DK AND ABOVE PORT, STBD & C/L FRAME DECK SIDE	
DEFECTS AND JUSTIFICATION			
1. ANNUAL PAINT AND PRESERVATION SURVEY OF UPPER DECKS – 2015.			
REFS: A. DRMIS No. 820300063 B. HI-23-003-005/JI-001, Dated 31 OCT 2013 C. HI-23-003-005/JI-003, Dated 31 OCT 2013 (Refs B and C located at: http://halifax.mil.ca/n4nem/fmfcs/engdpt/nao/csindex.htm)		REF DWG NO.:	
DESCRIPTION OF WORK REQUIRED			

1. An FMFCS/ENG/NAO/Hull Surveyor has conducted the Annual Paint and Preservation Survey of the exterior non-slip and painted decks for the 2015 Paint and Preservation season.
2. The following are the results of the survey:
 - a. Quarter Deck – the coating is in good condition, some staining exists but the coating is intact, no repairs required;
 - b. Hangar – the coating is in poor condition, extremely dirty with questionable Coefficient of Friction (COF), coating has broken down to bare metal at both forward doorways, deck has several patches from mods during MLR, the coating on the RAST Plates was renewed during MLR, 100% renewal of coating required;
 - c. STBD Hangar Lobby – the coating is in good condition, no repairs required;
 - d. Port Hangar Lobby – the coating is in poor condition, coating is worn to bare metal IWO the hatch and the doorway to the Flight Deck, COF degraded overall, 100% renewal of coating required;



Bare metal and worn coating Port Hangar Lobby

- e. Port Boat/Missile Deck – the coating is in good condition, some staining exists and there are several patches from mods during MLR, scattered isolated areas require repair and a top coat required;

HULL SURVEYOR:		APPROVED BY:	HI REPORT NO.: HS150001
G. RUDOLPH PH 427-3578		H. LANKESTER PH 427-3578	REVISION: 0
SURVEY DATE:	4 DEC 2014		SURVEY SHEET NO.:
EXPIRY DATE:	31 DEC 2015		PAGE 1 OF 9

HULL SURVEY SHEET FOR		DISTRIBUTION LIST	
HMCS ST. JOHN'S		CDTL - original copy ENG/NAO/Hull Survey Office - file copy	
COMPONENT		LOCATIONS: UPPER DECKS	
PAINT AND PRESERVATION		STEM TO TRANSOM 1 DK AND ABOVE PORT, STBD & C/L FRAME DECK SIDE	
DEFECTS AND JUSTIFICATION			
1. ANNUAL PAINT AND PRESERVATION SURVEY OF UPPER DECKS – 2015.			
REFS: A. DRMIS No. 820300063 B. HI-23-003-005/JI-001, Dated 31 OCT 2013 C. HI-23-003-005/JI-003, Dated 31 OCT 2013 (Refs B and C located at: http://halifax.mil.ca/n4nem/fmfcs/engdpt/nao/csindex.htm)		REF DWG NO.:	
DESCRIPTION OF WORK REQUIRED			

- f. STBD Boat/ Missile Deck - the coating is in good condition, some staining exists and there are several patches from mods during MLR, scattered isolated areas require repair and a top coat required;
- g. Port Passageway – the coating is in good condition, no repairs required;
- h. Port Bridge Wing – the coating is in poor condition, staining exists and deck has large areas of patching from mods during MLR, 100% renewal of coating required;
- i. STBD Bridge Wing – the coating is in poor condition, staining exists and deck has large areas of patching from mods during MLR, coating is deteriorated IWO hatch, 100% renewal of coating required;
- j. Flag Deck – the coating is in very poor condition, several areas of deterioration to bare metal, 100% coating renewal required;



Deteriorated coating on Flag Deck

- k. Port Hangar Side Deck – the coating is in good condition, heavy staining exists but the coating is intact, requires top coat;

HULL SURVEYOR:		APPROVED BY:	HI REPORT NO.: HS150001
G. RUDOLPH PH 427-3578		H. LANKESTER PH 427-3578	REVISION: 0
SURVEY DATE:	4 DEC 2014		SURVEY SHEET NO.:
EXPIRY DATE:	31 DEC 2015		PAGE 2 OF 9

HULL SURVEY SHEET FOR		DISTRIBUTION LIST	
HMCS ST. JOHN'S		CDTL - original copy ENG/NAO/Hull Survey Office - file copy	
COMPONENT		LOCATIONS: UPPER DECKS	
PAINT AND PRESERVATION		STEM TO TRANSOM 1 DK AND ABOVE PORT, STBD & C/L FRAME DECK SIDE	
DEFECTS AND JUSTIFICATION			
1. ANNUAL PAINT AND PRESERVATION SURVEY OF UPPER DECKS – 2015.			
REFS: A. DRMIS No. 820300063 B. HI-23-003-005/JI-001, Dated 31 OCT 2013 C. HI-23-003-005/JI-003, Dated 31 OCT 2013 (Refs B and C located at: http://halifax.mil.ca/n4nem/fmfcs/engdpt/nao/csindex.htm)		REF DWG NO.:	
DESCRIPTION OF WORK REQUIRED			

- l. STBD Hangar Side Deck – the coating is in good condition, heavy staining and over spray exists but the coating is intact, requires top coat;
- m. Bridge Top - the coating is in good condition, there are large areas that require non-skid that are currently treated as non-traffic areas from mods during MLR, and several patches from mods during MLR, staining exists but the coating is intact, requires partial repair and top coat;



Missing Non-skid on Bridge Top

- n. Hangar Top - the coating is in good condition, some staining exists and there are several patches from mods during MLR, scattered isolated areas require repair and a top coat required;
- o. ECM Top/ FAMR Casing Top – the coating is in good condition but dirty, no repairs required;
- p. Funnel Flat – the coating is in good condition, no repairs required;
- q. DRES BALL Flat – the coating is in good condition, no repairs required; and

HULL SURVEYOR:		APPROVED BY:	HI REPORT NO.: HS150001
G. RUDOLPH PH 427-3578		H. LANKESTER PH 427-3578	REVISION: 0
SURVEY DATE:	4 DEC 2014		SURVEY SHEET NO.:
EXPIRY DATE:	31 DEC 2015		PAGE 3 OF 9

HULL SURVEY SHEET FOR		DISTRIBUTION LIST	
HMCS ST. JOHN'S		CDTL - original copy ENG/NAO/Hull Survey Office - file copy	
COMPONENT		LOCATIONS: UPPER DECKS	
PAINT AND PRESERVATION		STEM TO TRANSOM 1 DK AND ABOVE PORT, STBD & C/L FRAME DECK SIDE	
DEFECTS AND JUSTIFICATION			
1. ANNUAL PAINT AND PRESERVATION SURVEY OF UPPER DECKS – 2015.			
REFS: A. DRMIS No. 820300063 B. HI-23-003-005/JI-001, Dated 31 OCT 2013 C. HI-23-003-005/JI-003, Dated 31 OCT 2013 (Refs B and C located at: http://halifax.mil.ca/n4nem/fmfcs/engdpt/nao/csindex.htm)		REF DWG NO.:	
DESCRIPTION OF WORK REQUIRED			

r. Funnel Top – the coating is in good condition, no repairs required.

3. Decks requiring 100% renewal of coating:

- a. **Hangar Interior**, FR 39 – 47.5, 1 deck. IAW Ref B, clean/degrease/clean to bare metal IAW surface preparation Method 3, cleaning to bare metal IAW SSPC-SP-12-WJ-1 Standards and treat;

NOTE: RAST Plates have recently been completed during MLR and DO NOT require recoating.
Total traffic area (non-skid): 139 sq meters (1494 sq ft)

Total non-traffic area: 16.6 sq meters (179 sq ft)

Total surface area: 155.6 sq meters (1673 sq ft)

- (1) included to be cleaned/degreased/cleaned to bare metal IAW surface preparation Method 3, cleaning to bare metal IAW SSPC-SP-12-WJ-1 Standards and treat as per existing colour scheme are the following;
- (a) six (6) sumps;
 - (b) forward port and STBD passages; and
- (2) reduce the affected traffic area by 10 sq. meters (108 sq. ft.) for the RAST Plates that shall be covered and protected during all coating repair procedures.

- b. **Port Hangar Lobby**, FR 44 – 47.5, 1 deck; IAW Ref B, clean/degrease/clean to bare metal IAW surface preparation Method 3, cleaning to bare metal IAW SSPC-SP-12-WJ-1 Standards and treat;

Total traffic area: 16 sq meters (172 sq ft)

Total non-traffic area: 4 sq meters (43 sq ft)

Total surface area: 20 sq meters (215 sq ft)

HULL SURVEYOR:		APPROVED BY:	HI REPORT NO.: HS150001
G. RUDOLPH PH 427-3578		H. LANKESTER PH 427-3578	REVISION: 0
SURVEY DATE:	4 DEC 2014		SURVEY SHEET NO.:
EXPIRY DATE:	31 DEC 2015		PAGE 4 OF 9

HULL SURVEY SHEET FOR		DISTRIBUTION LIST	
HMCS ST. JOHN'S		CDTL - original copy ENG/NAO/Hull Survey Office - file copy	
COMPONENT		LOCATIONS: UPPER DECKS	
PAINT AND PRESERVATION		STEM TO TRANSOM 1 DK AND ABOVE PORT, STBD & C/L FRAME DECK SIDE	
DEFECTS AND JUSTIFICATION			
1. ANNUAL PAINT AND PRESERVATION SURVEY OF UPPER DECKS – 2015.			
REFS: A. DRMIS No. 820300063 B. HI-23-003-005/JI-001, Dated 31 OCT 2013 C. HI-23-003-005/JI-003, Dated 31 OCT 2013 (Refs B and C located at: http://halifax.mil.ca/n4nem/fmfcs/engdpt/nao/csindex.htm)		REF DWG NO.:	
DESCRIPTION OF WORK REQUIRED			

- c. **Port Bridge Wing**, FR 12 – 22.5, 02 deck. IAW Ref B clean/degrease/clean to bare metal IAW surface preparation Method 3, cleaning to bare metal IAW SSPC-SP-12-WJ-1 Standards and treat;

Total traffic area for repair (non-skid): 34 sq meters (365 sq ft)

Total non-traffic area: 46 sq meters (495 sq ft)

Total surface area: 80 sq meters (860 sq ft)

NOTE: Remove the grating, retain and install on completion of coating repairs.

- d. **STBD Bridge Wing**, FR 12 – 22.5, 02 deck. IAW Ref B, clean/degrease/clean to bare metal IAW surface preparation Method 3, cleaning to bare metal IAW SSPC-SP-12-WJ-1 Standards and treat; and

Total traffic area for repair (non-skid): 34 sq meters (365 sq ft)

Total non-traffic area: 46 sq meters (495 sq ft)

Total surface area: 80 sq meters (860 sq ft)

NOTE: Remove the grating, retain and install on completion of coating repairs.

- e. **Flag deck**, FR 23-25.5, 02 Deck. IAW Ref B, clean/degrease/clean to bare metal IAW surface preparation Method 3, cleaning to bare metal IAW SSPC-SP-12-WJ-1 Standards and treat;

Total traffic area for repair (non-skid): 13 sq meters (140 sq ft)

Total non-traffic area: 7 sq meters (75 sq ft)

Total surface area: 20 sq meters (215 sq ft)

HULL SURVEYOR:		APPROVED BY:	HI REPORT NO.: HS150001
G. RUDOLPH PH 427-3578		H. LANKESTER PH 427-3578	REVISION: 0
SURVEY DATE:	4 DEC 2014		SURVEY SHEET NO.:
EXPIRY DATE:	31 DEC 2015		
			PAGE 5 OF 9

HULL SURVEY SHEET FOR		DISTRIBUTION LIST	
HMCS ST. JOHN'S		CDTL - original copy ENG/NAO/Hull Survey Office - file copy	
COMPONENT		LOCATIONS: UPPER DECKS	
PAINT AND PRESERVATION		STEM TO TRANSOM 1 DK AND ABOVE PORT, STBD & C/L FRAME DECK SIDE	
DEFECTS AND JUSTIFICATION			
1. ANNUAL PAINT AND PRESERVATION SURVEY OF UPPER DECKS – 2015.			
REFS: A. DRMIS No. 820300063 B. HI-23-003-005/JI-001, Dated 31 OCT 2013 C. HI-23-003-005/JI-003, Dated 31 OCT 2013 (Refs B and C located at: http://halifax.mil.ca/n4nem/fmfcs/engdpt/nao/csindex.htm)		REF DWG NO.:	
DESCRIPTION OF WORK REQUIRED			

- f. **Flight deck**, Fr 47.5 – 59, 1 Deck. IAW Ref B, clean/degrease/clean to bare metal IAW surface preparation SSPC-SP-5 (White Metal Blast) to meet SSPC-VIS 1 - 89 and SSPC-SP-11 (Power Tool Cleaning to Bare Metal) to meet SSPC-VIS -3 standards, treat IAW ref B; NOTE: Includes all 8 sump C/W plates, curtain plate perimeter and tail guides removed.

Total traffic area for repair (non-skid): 343 sq meters (3687 sq ft)

Total non-traffic area: 59.6 sq meters (641 sq ft)

Total surface area: 402.6 sq meters (4328 sq ft)

(1) included to be cleaned/degreased/cleaned to bare metal IAW surface preparation method SSPC-SP-5 (White Metal Blast) and SSPC-SP-11 (Power Tool Cleaning to Bare Metal) Standards to meet SSPC-VIS 1 - 89 and SSPC-VIS -3 standards and treat IAW ref B and existing colour scheme are the following;

(a) eight (8) sumps;

(2) reduce the affected traffic area by 10 sq. meters (108 sq. ft.) for the RAST Plates that shall be covered and protected during all coating repair procedures.

4. Decks requiring partial repairs:

- a. **STBD Boat/Missile Deck**, FR 22.5 – 40, 1 deck. Clean/degrease 100% of the of the deck, treat deteriorated areas of coating IAW paras 18 – 20 of Ref C followed by treating 100% of the deck IAW paras 22 - 25 of Ref C;

Total traffic area for repair (non-skid): 3 sq meters (32 sq ft)

Total non-traffic area for repair: 3 sq meters (32 sq ft)

Total surface area to be top coated: 187 sq meters (2010 sq ft)

HULL SURVEYOR:		APPROVED BY:	HI REPORT NO.: HS150001
G. RUDOLPH PH 427-3578		H. LANKESTER PH 427-3578	REVISION: 0
SURVEY DATE:	4 DEC 2014		SURVEY SHEET NO.:
EXPIRY DATE:	31 DEC 2015		PAGE 6 OF 9

HULL SURVEY SHEET FOR		DISTRIBUTION LIST	
HMCS ST. JOHN'S		CDTL - original copy ENG/NAO/Hull Survey Office - file copy	
COMPONENT		LOCATIONS: UPPER DECKS	
PAINT AND PRESERVATION		STEM TO TRANSOM 1 DK AND ABOVE PORT, STBD & C/L FRAME DECK SIDE	
DEFECTS AND JUSTIFICATION			
1. ANNUAL PAINT AND PRESERVATION SURVEY OF UPPER DECKS – 2015.			
REFS: A. DRMIS No. 820300063 B. HI-23-003-005/JI-001, Dated 31 OCT 2013 C. HI-23-003-005/JI-003, Dated 31 OCT 2013 (Refs B and C located at: http://halifax.mil.ca/n4nem/fmfcs/engdpt/nao/csindex.htm)		REF DWG NO.:	
DESCRIPTION OF WORK REQUIRED			

- b. **Port Boat/Missile Deck**, FR 22.5 – 40, 1 deck. Clean/degrease 100% of the of the deck, treat deteriorated areas of coating IAW paras 18 – 20 of Ref C followed by treating 100% of the deck IAW paras 22 - 25 of Ref C;

Total traffic area for repair (non-skid): 3 sq meters (32 sq ft)

Total non-traffic area for repair: 3 sq meters (32 sq ft)

Total surface area to be top coated: 187 sq meters (2010 sq ft)

- c. **STBD Hangar side deck**, FR 39 – 45, 01 deck. Clean/degrease 100% of the of the deck treat 100% of the deck IAW paras 22 - 25 of Ref C;

Total traffic area for top coat (non-skid): 46 sq meters (495 sq ft)

Total non-traffic area for top coat: 34 sq meters (365 sq ft)

- d. **Port Hangar side deck**, FR 39 – 45, 01 deck. Clean/degrease 100% of the of the deck, treat 100% of the deck IAW paras 22 - 25 of Ref C;

Total traffic area for top coat (non-skid): 46 sq meters 495 sq ft)

Total non-traffic area for top coat: 34 sq meters (365 sq ft)

- e. **Bridge Top Deck**, FR 12-20.5, 02 deck, C/L; Clean/degrease 100% of the of the deck, treat deteriorated areas of coating IAW paras 18 – 21 of Ref C followed by treating 100% of the deck IAW paras 22 - 25 of Ref C; and

Total traffic area (non-skid): 138 sq meters (1485 sq ft)

Total traffic area to repair: 10 sq meters (110 sq ft)

Total non-traffic area: 29 sq meters (315 sq ft)

Total surface area: 167 sq meters (1800 sq ft)

HULL SURVEYOR:		APPROVED BY:	HI REPORT NO.: HS150001
G. RUDOLPH PH 427-3578		H. LANKESTER PH 427-3578	REVISION: 0
SURVEY DATE:	4 DEC 2014		SURVEY SHEET NO.:
EXPIRY DATE:	31 DEC 2015		PAGE 7 OF 9

HULL SURVEY SHEET FOR		DISTRIBUTION LIST	
HMCS ST. JOHN'S		CDTL - original copy ENG/NAO/Hull Survey Office - file copy	
COMPONENT		LOCATIONS: UPPER DECKS	
PAINT AND PRESERVATION		STEM TO TRANSOM 1 DK AND ABOVE PORT, STBD & C/L FRAME DECK SIDE	
DEFECTS AND JUSTIFICATION			
1. ANNUAL PAINT AND PRESERVATION SURVEY OF UPPER DECKS – 2015.			
REFS: A. DRMIS No. 820300063 B. HI-23-003-005/JI-001, Dated 31 OCT 2013 C. HI-23-003-005/JI-003, Dated 31 OCT 2013 (Refs B and C located at: http://halifax.mil.ca/n4nem/fmfcs/engdpt/nao/csindex.htm)		REF DWG NO.:	
DESCRIPTION OF WORK REQUIRED			

- f. **Hangar Top**, FR 39 – 47.5, 01 deck; Clean/degrease 100% of the of the deck, treat deteriorated areas of coating IAW paras 18 – 21 of Ref C followed by treating 100% of the deck IAW paras 22 - 25 of Ref C;

Total traffic area: 110 sq meters (1182 sq ft)

Traffic Area requiring repair: 2 sq meters (21.5 sq ft)

Total non-traffic area: 18.6 sq meters (200 sq ft)

Total non-traffic area requiring repairs: 4 sq meters (43 sq ft)

Total surface area: 128.6 sq meters (1382 sq ft)

5. Decks that do not require repairs:

- a. Quarter Deck;
- b. Flight Deck;
- c. STBD Hangar Lobby;
- d. Port Passageway;
- e. ECM Top/FAMR Top;
- f. Funnel Flat;
- g. DRES BALL Flat; and
- h. Funnel Top.

6. Areas in way of repairs are to be certified “gas free” and “safe for hot work”.

7. Removals required to facilitate above repairs are to be determined by the Repair Facility (RF).

HULL SURVEYOR:		APPROVED BY:	HI REPORT NO.: HS150001
G. RUDOLPH PH 427-3578		H. LANKESTER PH 427-3578	REVISION: 0
SURVEY DATE:	4 DEC 2014		SURVEY SHEET NO.:
EXPIRY DATE:	31 DEC 2015		PAGE 8 OF 9

HULL SURVEY SHEET FOR		DISTRIBUTION LIST	
HMCS ST. JOHN'S		CDTL - original copy ENG/NAO/Hull Survey Office - file copy	
COMPONENT		LOCATIONS: UPPER DECKS	
PAINT AND PRESERVATION		STEM TO TRANSOM 1 DK AND ABOVE PORT, STBD & C/L FRAME DECK SIDE	
DEFECTS AND JUSTIFICATION			
1. ANNUAL PAINT AND PRESERVATION SURVEY OF UPPER DECKS – 2015.			
REFS: A. DRMIS No. 820300063 B. HI-23-003-005/JI-001, Dated 31 OCT 2013 C. HI-23-003-005/JI-003, Dated 31 OCT 2013 (Refs B and C located at: http://halifax.mil.ca/n4nem/fmfcs/engdpt/nao/csindex.htm)		REF DWG NO.:	
DESCRIPTION OF WORK REQUIRED			

8. Necessary staging is to be supplied by the RF.
9. All surface preparation, coating application, inspections and required OQE documentation shall be IAW Refs B, C, CFTO D-23-003-005/SF-002 and this Hull Survey Report.
10. Any conflicts regarding this work instruction shall be brought to the attention of the FMFCS/ENG/NAO/Hull Surveyors' Office for resolution.

HULL SURVEYOR:		APPROVED BY:	HI REPORT NO.: HS150001
G. RUDOLPH PH 427-3578		H. LANKESTER PH 427-3578	REVISION: 0
SURVEY DATE:	4 DEC 2014		SURVEY SHEET NO.:
EXPIRY DATE:	31 DEC 2015		PAGE 9 OF 9



**Fleet Maintenance
Facility Cape Scott**

Ref B
**HI-23-003-005/JI-001
Amended 31 OCTOBER 2013**

**STANDARD FMF CAPE SCOTT JOB INSTRUCTION
SURFACE PREPARATION AND COATING APPLICATION PROCEDURE**

**APPLICABLE TO
ALL CLASS SHIPS**

NON-SLIP AND PAINTED DECKS

**LOCATION
VARIOUS**

**(Supersedes Dated 06 March 2012)
Approved By: NAO/SNR HS**

**Originator: NAO/HULL SURVEY
Contact: NAO/HULL SURVEY**

Phone: 427-3885

NEI NUMBER:
E-28-418-000 (HFX CLASS)
E-28-175-000 (IRO CLASS)
E-28-672-B00 (PTR CLASS)

PURPOSE: This specification states the requirements for the surface preparation and coating application for non-slip and painted decks.

RELATED DOCUMENTS:

D-23-003-005/SF-002	SPECIFICATION FOR MAINTENANCE PAINTING OF HMC SHIPS
C-39-003-001/AG-001	HELICOPTER/SHIP INTERFACE DESIGN GUIDANCE AND CLEARANCE CRITERIA MANUAL
C-70-328-000/MP-001	THIRD LINE MAINTENANCE INSTRUCTION FOR VERTICAL LAUNCH SYSTEM - LAUNCHER TOP RESURFACING
SSPC-SP-1	SOLVENT CLEANING
SSPC-SP-11	POWER TOOL CLEANING TO BARE METAL
SSPC-SP-5	WHITE METAL BLAST CLEANING
SSPC-SP WJ-1/NACE WJ -1	JOINT SURFACE PREPARATION STANDARD WATERJET CLEANING OF METALS - CLEAN TO BARE SUBSTRATE (WJ-1)
SSPC-SP WJ-2/NACE WJ -2	JOINT SURFACE PREPARATION STANDARD WATERJET CLEANING OF METALS - VERY THOROUGH CLEANING (WJ-2)
SSPC-SP WJ-3/NACE WJ -3	JOINT SURFACE PREPARATION STANDARD WATERJET CLEANING OF METALS - THOROUGH CLEANING (WJ-3)
SSPC-SP WJ-4/NACE WJ -4	JOINT SURFACE PREPARATION STANDARD WATERJET CLEANING OF METALS - LIGHT CLEANING (WJ-4)
SSPC-VIS-1	VISUAL STANDARD FOR ABRASIVE BLAST CLEANED STEEL
SSPC-VIS-3	VISUAL STANDARD FOR POWER AND HAND TOOL CLEANED STEEL
SSPC-PA-2	MEASUREMENT OF DRY COATING THICKNESS
SSPC-TU-4	FIELD METHODS FOR RETRIEVAL AND ANALYSIS OF SOLUBLE SALTS ON SUBSTRATE
NACE RPO 287-95	NACE STANDARDS, FIELD MEASUREMENT OF SURFACE PROFILE OF ABRASIVE BLAST CLEANED STEEL SURFACES
ASTM D-4285	INDICATING OIL AND WATER IN COMPRESSED AIR
SSPC PAINTING MANUAL	VOLUME 2, 2005 EDITION
DWG 0251110	FLIGHT DECK MARKINGS IRO CLASS
DWG HFX-D28-396-000-01, SHTS 7, 8, AND 9	PAINTING AND PRESERVATION SCH, (MARKINGS) HFX CLASS
DWG 0151097	FLIGHT DECK AND HANGAR MARKINGS, PTR CLASS
C-02-040-009/AG-000	DND SAFETY LEGISLATION AND POLICY
A-GG-040-001/AG-001	DND SAFETY POLICY AND PROGRAMS
OCCUPATIONAL SAFETY AND HEALTH PART 11, CANADA LABOUR CODE	
OCCUPATIONAL SAFETY AND HEALTH, POLICY VOLUME OF THE TB MANUAL	
THE CANADIAN ENVIRONMENTAL PROTECTION ACT	
THE CANADIAN FISHERY ACT	

ANNEX(ES):

ANNEX A	PREPARATION AND TREATMENT RECORDING FORM
ANNEX B	CHLORIDE ION TESTING RECORDING FORM
ANNEX C	NAVAL SPECIFICATION MATERIAL LIST (NSML)

DESCRIPTION OF WORK**REMARKS**

The Repair Facility (RF) shall carry out the following work:

Scope

1. The intent of this specification is to provide instructions for the surface preparation and the coating application of a non-slip and/or painted deck coating system on interior/exterior steel and aluminum decks.
2. The work involves the following:
 - a. cleaning the entire specified area to remove all loose flaking coatings, salts, grease, dirt, visible contaminants and soluble contaminants, followed by cleaning the entire specified area to bare metal IAW SSPC-SP-5 and / or SSPC-SP-11 Standards and / or SSPC-SP WJ-1 Standards;
 - b. applying an Epoxy Primer System to bare metal areas; followed by
 - c. the application of a Type 1, Comp G, LSA Epoxy Non-slip Deck Coating (traffic areas) and a Exterior Alkyd Marine Enamel Topcoat (non-traffic areas).

NOTES:

- (1) The method of cleaning to bare metal shall be determined by the FMFCS/ENG/NAO/Hull Surveyor at time of survey and shall be recorded / specified in the Hull Survey report or any other relevant documentation(s) / specification(s) in which this JI has been attached.
- (2) The work specified in this Job Instruction shall not be considered to be the only requirement for the coating repairs. Any additional coating repairs / work required in addition to this Job Instruction shall be as specified in the Hull Survey report or any other relevant documentation in which this JI has been attached.
- (3) The RF shall have a NACE CIP Level II Coating Inspector on staff to carry out all coating inspections and record all applicable data as detailed within the specification.
- (4) A FMFCS/ENG/NAO/Hull Surveyor NACE CIP Level II Coating Inspector (also referred as FMFCS NACE Inspector) shall witness all inspections as detailed within the specification. The frequency and level of involvement of the FMFCS NACE Inspector will be left to the discretion of the FMFCS NACE Inspector.

Precautions

3. Take precautions during the pre-surface preparation, surface preparation, pre-treatment and painting period to contain all cleaning material, waste water, airborne blasting material, grit and debris as not to contaminate the ships interior compartments and the atmosphere where equipment is stationed. Provide temporary protection to prevent damage and over-spray to ship's structure, equipment and fittings as required.
 - a. temporarily cover and seal furnishings, electrical and electronic equipment. Close ventilation inlets and outlets, doors, windows and hatch openings. Temporarily blank or plug drain openings and pre-wet nozzles during cleaning and painting to prevent the ingress of water, dust, dirt, grit, paint fumes, etc.
 - b. take precautions during coating removal operations as coating may contain heavy metals such as lead and chromates. Leachate test solid waste, (i.e. the paint chips), to determine appropriate disposal option. Disposal of all hazardous waste shall be in accordance with all applicable municipal, provincial and federal regulations and

C

legislation. A Disposal Certificate shall be provided to the designated DND Representative (i.e. NDQAR, CONO Overseer, Technical Services Supervisor) if the waste material from the blast cleaning operation is classed as hazardous waste.

Scheduling/Deck Protection

4. Schedule deck preparation and painting work in high traffic areas or decks subject to other work during low activity periods. Isolate sources of contamination including pedestrian traffic. Cordon off deck areas and post OUT OF BOUNDS signs as necessary. Protect all deck coverings from damage until they are serviceable for traffic or until the end of the work period.

Parameters of Traffic and Non-traffic Areas

5. Prior to coating removal, the RF shall record the traffic (non-slip areas) and non-traffic (dado / painted areas) for reference. Non-traffic areas are normally inaccessible to traffic, (i.e. under fixed shelving, desks, lockers, benches and equipment foundations). All coamings, deck fittings, exposed seatings and a minimum of 50mm (2 inches) around their perimeter are considered non-traffic areas. The top of flush hatches shall have non-slip coating applied with a 50mm (2 inch) perimeter painted boundary.

R

Temporary Sheltering

6. To maintain environmental conditions (for deck preparations and coating application) and to protect the environment (ref. Fisheries Act, Section 35), the RF shall:
 - Totally enclose the decks being cleaned / prepared 100% to bare metal IAW SSPC-SP-5 Standards (white metal blast) treat in a manner that would prevent the dispersion of particles into the air or release of any deleterious substances into the harbour. The RF shall capture and dispose of all used / drained liquids in accordance with all applicable municipal, provincial and federal regulations and legislation.
 - For decks / areas only requiring partial repairs and / or top-coat, install appropriate protection / hoarding / containment in a manner that will prevent the dispersion of particles into the air or release of any deleterious substances into the harbour. The RF shall capture and dispose of all used / drained liquids in accordance with all applicable municipal, provincial and federal regulations and legislation.
 - Sweep / clean / scrape all areas of loose and / or flaking coatings to remove as much loose debris as possible and collect and dispose appropriately prior to cleaning to SSPC-SP-1 Standards (Solvent Cleaning).
 - Cleaning products shall be used / mixed / diluted in accordance with manufacturer's recommendations / instructions.
 - Coatings shall be applied by means of rollers and/or paint brushes to reduce VOC emissions and prevent over-spray into the water and / or atmosphere. If decks are fully enclosed / hoarded, spray application may be permitted.
 - All enclosures / protection / hoarding shall be erected / installed to the satisfaction of FMFCS Safety / Environment personnel prior to the commencement of any work; and all enclosures / protection / hoarding shall be maintained to the satisfaction of FMFCS Safety / Environment personnel while in use for the duration of the paint coating project. Paint, paint chips or dust generated during paint removal shall not be permitted to enter the water. Containment booms shall be in place prior to the commencing any work, and any spillage shall be cleaned. Spill response kits for first level intervention shall be available on site for the duration of the coating / re-surfacing project.
 - The ambient air temperature and substrate temperatures during coating application and curing must be maintained within the coating manufacturer's recommended values. If required, provide a temporary shroud (for weather protection) or a fully enclosed shelter

A/C*

(cold weather), to fully cover the boundaries of the deck area being treated. During cold weather, the ambient temperature inside the enclosure shall be maintained 24 hours per day at a minimum of 7° C. The designated DND Representative (i.e. NDQAR, CONO Overseer, Technical Services Supervisor) and / or FMFCS NACE Inspector shall inspect shelter.

- All work shall be carried out in accordance with labour and environmental regulations within the jurisdiction that the work is carried out in.

Interference Removals

7. Interference removals required to gain access to all areas of the deck requiring coating repairs are to be determined by the RF during the viewing period. Areas requiring repairs are to be determined by the FMFCS NACE Inspector. Removals identified in this Job Instruction or any other relevant documentation(s) / specification(s) are only listed to assist the RF in bidding and are not to be considered all-inclusive or limited to those items listed.
 - a. Tag, disconnect, ease away or remove and retain all interference items clear of the work area, and suitably protect against damage. On completion of repairs, reinstall and re-secure items, utilizing with new fasteners, in accordance with the existing arrangement. On completion of re-installation, all disturbed equipment and systems are to be functionally tested and proven functional / operational. The RF shall certify and record functional test(s). The designated DND Representative (i.e. NDQAR, CONO Overseer, Technical Services Supervisor) shall inspect.

R, A/C*

Manufacturer's Material Safety and Technical Data Sheets

8. The manufacturer's published Material Safety Data Sheets (MSDS) and Technical Data Sheets (TDS) shall form part of this specification and shall be acquired by the RF. The dry film thickness (DFT) and the minimum / maximum cure times before application of subsequent coat are to be in accordance with the manufacturer's recommendation found in the TDS or by written confirmation from the Field Service Representative (FSR). In case of conflict of information, the designated engineering authority (DEA) or FMFCS NACE Inspector shall be consulted. The final resolution / decision on any conflict of information shall be directed, through consultation with the LCMM, DNPS 2-4-4, and / or the FSR, by the FMFCS NACE Inspector.

Materials

9. The RF shall supply all materials sufficient to comply with this specification and any other relevant documentation(s) / specification(s) and provide manufacturer's names, product names, material TDS and material batch numbers. Materials shall not exceed manufacturer's stated shelf life. Refer to Annex C for listing of approved products. The use of any alternate product(s) shall be approved by the coating LCMM, DNPS 2-4-4, through the DEA or FMFCS NACE Inspector.
10. All coating material systems shall be supplied from the same manufacturer unless written consent, from the manufacturer, is provided to allow substitute coatings to be used without limitations and voiding warranties. If such consent is not obtainable from the manufacturer, the final resolution / decision shall be directed by the DEA or FMFCS NACE Inspector.
11. Deliver all materials to the work site in the manufacturer's sealed containers, bearing the manufacturer's labels, identifying product name, material type, colour, batch numbers, etc. Store materials in a dry space away from sources of spark or flame with temperatures ranging as per manufacturer's recommendations. The space shall be kept neat and clean at all times.

R

Pre-surface Cleaning

12. Clean the overall deck area to remove all loose flaking coatings, salts, grease, dirt, visible

and soluble contaminants in accordance with SSPC-SP-1 Standards, using a biodegradable cleaner/de-glossing agent, Code C415. Immediately after cleaning, thoroughly rinse with fresh water.

- a. The RF shall dispose of all drained liquids in accordance with all applicable municipal, provincial and federal regulations and legislation. C
- b. The RF shall provide a Certificate of Disposal. C
- c. Carry out chloride ion testing in accordance with Para. 12.

Chloride Ion Testing

- 13. Carry out chloride ion testing using semi-quantitative tests in accordance with SSPC-TU-4, Cell Retrieval Methods, Swabbing or Washing Methods, as follows; R, A/C*
 - a. on completion of pre-surface preparation to SSPC-SP-1 (Solvent Cleaning), and / or SSPC-SP WJ-4 (Waterjet Cleaning of Metals – Light Cleaning) to ensure the chloride ions are not imbedded into the substrate when cleaning to bare metal; and R, A/C*
 - b. on completion of substrate preparation, SSPC-SP-2 (Hand Tool Cleaning), SSPC-SP-3 (Power Tool Cleaning) and SSPC-SP-11 (Power Tool Cleaning to Bare Metal) and / or SSPC-SP WJ-1 (Waterjet Cleaning of Metals – Clean to Bare Substrate), prior to coating application. R, A/C*
 - c. the FMFCS NACE Inspector shall witness the tests. Tests are to be recorded, by the RF, in Annex B; R, A/C*
 - d. The number of tests for each space/deck shall be determined by the amount of surface area being cleaned and treated.
 - i. For areas less than 10 sq m (107 sq ft) a minimum of two (2) tests are required. Any additional requirement is optional at the QAR, DEA or FMFCS NACE Inspector's discretion.
 - ii. up to 50 sq m (539 sq ft) one (1) test per every 10 sq m (107 sq ft).
 - iii. 50 sq m (539 sq ft) to 200 sq m (2153 sq ft) one (1) test per every 20 sq m (215 sq ft).
 - iv. 200 sq m (2153 sq ft) to 500 sq m (5382 sq ft) one (1) test per 40 sq m (431 sq ft).
 - v. 500 sq m (5382 sq ft) to 1000 sq m (10764 sq ft) one (1) test per 60 sq m (646 sq ft).
 - vi. 1000 sq m (10764 sq ft) to 2000 sq m (21528 sq ft) one (1) test per 100 sq m (1076 sq ft).
 - vii. 2000 sq m (21528 sq ft) to 3000 sq m (32292 sq ft) one (1) test per 150 sq m (1615 sq ft).
 - viii. 3000 sq m (32292 sq ft) to 4000 sq m (43056 sq ft) one (1) test per 200 sq m (2153 sq ft).
 - ix. 4000 sq m (43056 sq ft) and up, one (1) test per 250 sq m (2691 sq ft).
 - e. The acceptable chloride ion level shall be less than 5 µg/cm² (5ppm). Coatings shall not be removed or applied until this level of cleanliness is achieved; and A/C*

- f. Should chloride ion levels greater than $5 \mu\text{g}/\text{cm}^2$ (5ppm) be found, 100% of the areas shall be re-cleaned as per Para 11. On completion of re-cleaning, chloride ion testing shall be carried out as per this Para. This evolution shall be carried out until acceptable chloride ion levels of less than $5 \mu\text{g}/\text{cm}^2$ (5ppm) is achieved. Re-cleaning of less than 100% of the total surface area shall be at the discretion of the DEA or FMFCS NACE Inspector.

NOTE: Should chloride ion levels greater than $5 \mu\text{g}/\text{cm}^2$ (5ppm) be found, the RF, the designated DND Representative (i.e. NDQAR, CONO Overseer, Technical Services Supervisor) and / or ship's staff shall investigate to find if a source of contamination is present. If a source of contamination is found, it shall be remediated prior to proceeding with pre-surface preparation and / or surface preparation and / or coating application.

Surface Preparation – Steel Substrate

14. Listed below are three (3) methods of cleaning steel substrates to bare metal. The method of cleaning the substrate to bare metal shall be determined by the FMFCS/ENG/NAO/Hull Surveyor at time of survey and shall be recorded/specified in the Hull Survey report or any other relevant documentation(s) / specification(s) in which this JI has been attached.

Method 1: Cleaning to bare metal IAW SSPC-SP-5 (White Metal Blast Cleaning) Standards;

Blast clean 100% of the steel deck areas, complete with appendages as required, to bare metal in accordance with SSPC-SP-5 Standards to achieve a 62.5 to 75 microns (μm) angular surface profile and a final surface condition as depicted in SSPC Visual Standard SSPC-VIS 1-89, C SP 5.

NOTES:

- | | | |
|-----|--|------|
| (1) | Steel shot shall not be used alone. If steel shot is used, the abrasive mixture shall consist of a mix of at least 20% steel grit and the balance steel shot of sufficient size to achieve a 62.5 to 75 microns (μm) angular surface profile. | A/C* |
| (2) | Areas that cannot be abrasive blast cleaned shall be cleaned by hand and power tools in accordance with SSPC-SP-11 Standards to achieve a final surface condition as depicted in SSPC-VIS 3, E SP 11. The cleaned surface shall be free of all visible oil, grease, dirt, dust, mill scale, rust, coating, oxides, corrosion products, and other foreign matter. Slight residues of rust and / or paint may be left in the lower portions of existing pits. The surface shall be roughened to produce a surface profile of no less than 38.1 μm . | A/C* |
| (3) | The total allowable areas of the deck required to be cleaned to SSPC-SP-11 Standards shall be less than 5%. | A/C* |
| (4) | All exposed appendages and projecting surfaces shall be abrasive blast cleaned to bare metal up to a height of 150mm (6 inches) above deck (i.e. bulkheads, ship sides, house sides, bulwarks, seatings, foundations, boundary bars, deck fittings, portable deck cover plates, coamings, etc.) and | |
| (5) | Edges of intact coatings bordering areas cleaned to bare metal <u>shall</u> be feathered back a minimum of 50mm (2 inches) to produce a smooth final transition / finish when recoated. | A/C* |

Method 2: Cleaning to bare metal IAW SSPC-SP-11 (Power Tool Cleaning to Bare Metal) Standards;

Clean 100% of the steel deck areas, complete with appendages as required, to bare metal in accordance with SSPC-SP-11 Standards to achieve a final surface condition as depicted in SSPC-VIS 3, E SP 11. The cleaned surface shall be free of all visible oil, grease, dirt, dust, mill scale, rust, coating, oxides, corrosion products, and other foreign matter. Slight residues

A/C*

of rust and / or paint may be left in the lower portions of existing pits. The surface shall be roughened to produce a surface profile of no less than 38.1 μm .

NOTES:

- | | | |
|-----|---|------|
| (1) | Any areas of exposed steel substrate exhibiting ferrous oxide (black) shall be re-cleaned to SSPC-11 Standards by means of needle gunning and / or rotary scaler / scarifier to remove the ferrous oxide and to achieve a final surface condition as depicted in SSPC-VIS 3, E SP 11. | A/C* |
| (2) | Any areas of exposed steel substrate exhibiting any degree of polishing and / or burnishing shall be re-cleaned to SP-11 Standards to achieve a final surface condition as depicted in SSPC-VIS 3, E SP 11. | A/C* |
| (3) | All exposed appendages and projecting surfaces shall be power tool cleaned to bare metal up to a height of 100mm (4 inches) above deck (i.e. bulkheads, ship sides, house sides, bulwarks, seatings, foundations, boundary bars, deck fittings, portable deck cover plates, coamings, etc.) and | |
| (4) | Edges of intact coatings bordering areas cleaned to bare metal <u>shall</u> be feathered back a minimum of 50mm (2 inches) to produce a smooth final transition / finish when recoated. | A/C* |

Method 3: Cleaning to bare metal IAW SSPC-SP WJ-1 Standards (Waterjet Cleaning of Metals – Clean to Bare Substrate);

Clean 100% of the steel deck areas complete with appendages as required, to bare metal in accordance with SSPC-SP WJ -1 Standards to achieve a final surface condition as depicted in SSPC-VIS 4.

NOTES:

- | | | |
|-----|---|------|
| (1) | When waterjet cleaning in accordance with SSPC-SP WJ-1 Standards, the RF must be aware of and ensure that all environmental policies are upheld, such as the recovery of all effluents. | C |
| (2) | The water used for waterjet cleaning shall be pure so it does not contaminate the surface being cleaned. | |
| (3) | Waterjet cleaning does not produce an etch or angular surface profile, rather it exposes the original abrasive-blasted or corroded surface profile. After waterjet cleaning, should any area of the prepared surface not meet a minimum angular surface profile of 38.1 μm , the RF will be responsible to achieve the specified profile as part of the original contract. | A/C* |
| (4) | Any areas of exposed steel substrate exhibiting ferrous oxide (black) shall be cleaned to SSPC-SP-11 Standards by means of needle gunning and/or rotary scaler/scarifier to remove the ferrous oxide and to achieve a final surface condition as depicted in SSPC-VIS 3, E SP 11. | A/C* |
| (5) | Any areas of exposed steel substrate exhibiting any degree of polishing and/or burnishing shall be cleaned to SSPC-SP-11 Standards to achieve a final surface condition as depicted in SSPC-VIS 3, E SP 11. | A/C* |
| (6) | All waterjet cleaning shall be to a WJ-1 Standard and shall meet flash rust conditions of "no flash rust" to "light flash rust" as described in SSPC-SP WJ-1/NACE WJ-1 Standards prior to coating application. | A/C* |
| (7) | All exposed appendages and projecting surfaces shall be waterjet cleaned to SSPC-SP WJ-1 / NACE WJ-1 Standard up to a height of 100mm (4 inches) above deck (i.e. | |

bulkheads, ship sides, house sides, bulwarks, seatings, foundations, boundary bars, deck fittings, portable deck cover plates, coamings, etc.) and

- (8) Edges of intact coatings bordering areas cleaned to bare metal shall be feathered back a minimum of 50mm (2 inches) to produce a smooth final transition / finish when recoated.

A/C*

Surface Preparation – Aluminum Substrate

15. Listed below are three (3) methods of cleaning aluminum substrates to bare metal. The method of cleaning the substrate to bare metal shall be determined by the FMFCS/ENG/NAO/Hull Surveyor at time of survey and shall be recorded / specified in the Hull Survey report or any other relevant documentation(s) / specification(s) in which this JI has been attached.

Method 1: Cleaning to bare metal to an extent similar to IAW SSPC-SP-5 (White Metal Blast Cleaning) Standard;

Blast clean 100% of the aluminum deck areas and associated appendages to bare metal, to achieve an angular surface profile of between 38.1 to 50 µm. The surface shall be free of all visible oil, grease, dirt, dust, paint, oxides, corrosion products, and other foreign matter.

NOTES:

- (1) The grit used for blasting aluminum shall be Grade 2 (Fine) or Grade 3 (Extra Fine).
- (2) Copper based grit shall not be used.
- (3) Appendages / projecting surfaces – all exposed appendages and projecting surfaces shall be abrasive blast cleaned to bare metal blast up to a height of 100mm (4 inches) above deck (i.e. bulkheads, ship sides, house sides, bulwarks, seatings, foundations, boundary bars, deck fittings, portable deck cover plates, coamings, etc).
- (4) Areas that cannot be abrasive blast cleaned shall be power tool cleaned using 3M non-woven abrasive pads (or equivalent) to achieve a surface, when viewed without magnification, that is free of all visible corrosion products and other foreign matter. The surface shall be roughened to produce a surface profile of no less than 38.1 µm.
- (5) Edges of intact coatings bordering areas cleaned to bare metal shall be feathered back a minimum of 50mm (2 inches) to produce a smooth final transition / finish when recoated.
- (6) The FMFCS NACE Inspector shall be present at the beginning and/or during blasting of aluminum to examine depth of profile, embedding of grit in the substrate, consistency of white metal finish, degree of warpage, etc. Any defects / problems arising from the examination shall be corrected prior to the continuation of the blast cleaning process. The periodicity / frequency of blasting inspections, of aluminum substrate, are at the discretion of the FMFCS NACE Inspector. Should any problems and / or concerns arise during the blasting process, the RF is to contact the designated DND Representative (i.e. NDQAR, CONO Overseer, Technical Services Supervisor) and / or the FMFCS NACE Inspector for inspection.

A/C*

A/C*

A/C*

Method 2: Cleaning to bare metal IAW SSPC-SP-11 (Power Tool Cleaning to Bare Metal) Standards;

Clean 100% of the aluminum deck areas and associated appendages to bare metal in accordance with SSPC-SP-11 Standards using 3M non-woven abrasive pads (or equivalent) to achieve a surface, when viewed without magnification, that is free of all visible corrosion products and other foreign matter.

Notes:

- (1) The surface shall be roughened to produce a surface profile of no less than 38.1 μm . A/C*
- (2) Appendages / projecting surfaces – all exposed appendages and projecting surfaces shall be cleaned to bare metal to a height of 100mm (4 inches) above deck (i.e. bulkheads, ship sides, house sides, bulwarks, seatings, foundations, boundary bars, deck fittings, portable deck cover plates, coamings, etc).
- (3) Edges of intact coatings bordering areas cleaned to bare metal shall be feathered back a minimum of 50mm (2 inches) to produce a smooth final transition / finish when recoated. A/C*

Method 3: Cleaning to bare metal IAW SSPC-SP WJ-1 Standards (Waterjet Cleaning of Metals – Clean to Bare Substrate);

Clean 100% of the aluminum deck areas complete with appendages as required, to bare metal in accordance with SSPC-SP WJ-1 to achieve a final surface condition as depicted in SSPC-VIS 4.

NOTES:

- (1) When waterjet cleaning in accordance with SSPC-SP WJ-1 Standards, the RF must be aware of and ensure that all environmental policies are upheld, such as the recovery of all effluents. C
- (2) The water used for waterjet cleaning shall be pure so it does not contaminate the surface being cleaned.
- (3) Waterjet cleaning does not produce an etch or angular surface profile, rather it exposes the original abrasive-blasted or corroded surface profile. After waterjet cleaning, should any area of the prepared surface not meet a minimum angular surface profile of 38.1 μm , the RF will be responsible to achieve the specified profile as part of the original contract. A/C*
- (4) All exposed appendages and projecting surfaces shall be waterjet cleaned to bare metal up to a height of 100mm (4 inches) above deck (i.e. bulkheads, ship sides, house sides, bulwarks, seatings, foundations, boundary bars, deck fittings, portable deck cover plates, coamings, etc) and;
- (5) Edges of intact coatings bordering areas cleaned to bare metal shall be feathered back a minimum of 50mm (2 inches) to produce a smooth final transition / finish when recoated. A/C*

Surface Preparation Inspections

- 16. The RF shall carry out the following inspections on completion of surface preparation. If oxidation occurs between cleaning to bare metal and coating application, the surface shall be re-cleaned to bare metal to the specified standard. Any areas subject to contamination after cleaning to bare metal shall be cleaned / degreased in accordance with SSPC-SP-1 Standard. The RF shall certify and record inspections and verify the surface has been prepared in accordance with this specification. The FMFCS NACE Inspector shall witness each inspection point. R, A/C*
- a. Visual Inspection – surface preparation verified in accordance with SSPC-VIS 1-89, SSPC-VIS 2, SSPC-VIS 3, SSPC-VIS 4, or SSPC-VIS 5.
- b. Visual Cleanliness Inspection – surface on final inspection is to be free of dust and visible contamination. Verify cleanliness by placing a clear adhesive tape, pressed on the surface at several locations that is representative of the entire area, and remove.

When viewed, the removed tape shall be free from any visible dust, dirt, and other contaminants.

NOTE: For steel decks prepared to SSPC-SP WJ-1 Standards; all areas shall meet flash rust conditions of "no flash rust" to "light flash rust" as described in SSPC-SP WJ-1 Standards. All areas not meeting the required Standard prior to coating application shall be re-cleaned until the required Standard is met.

R, A/C*

c. Non-visual Cleanliness Inspection – carry out chloride ion testing in accordance with Para. 12 of this specification and record in Annex B.

R, A/C*

d. Surface Profile Measurements – measure and record surface profiles in accordance with NACE RP0287-95 and the RF shall record in Annex A.

R, A/C*

Structural Inspection

17. On completion of cleaning the deck to bare metal IAW SSPC-SP-2 / 3 / 5 / 11 and / or WJ-1 Standards, and prior to any coating application, sufficient time shall be allotted for a DEA or FMFCS/ENG/NAO/Hull Surveyor to carry out a structural survey of all exposed substrate. Any damage / wastage found, not within acceptable Standards, arising from the structural survey will be raised as item(s) of additional work. Should any damage / wastage be found, the DEA or FMFCS/ENG/NAO/Hull Surveyor will forward a detailed description of findings to the DND Representative (i.e. NDQAR, CONO Overseer, Technical Services Supervisor) and the Ship's Senior Hull Technician.

A/C*

Treatment – Steel and Aluminum Substrate

Pre-coating Application Inspections

18. The RF shall ensure that surface preparation is as specified in Para. 14 and/or 15 of this specification. Environmental conditions in accordance with the following or as recommended by the coating manufacturer are not to be exceeded during the coating application process. The FMFCS NACE Inspector shall witness each inspection point:

R, A/C*

a. ambient temperature not less than 7° C;

b. surface temperature 3° C above dew point and not to exceed 49° C; and

NOTE: International products Intershield 300, Intershield 6GV, and Intercryl 588 have a maximum temperature of 60°C for application purposes.

c. relative humidity (RH) below 85%.

NOTE: Ambient temperature, surface temperature, dew point, and RH shall be recorded by the RF prior to the start of each coating application and as required thereafter to verify that specified parameters are within specification and / or at the discretion of the FMFCS NACE Inspector.

R

Treatment - Steel and Aluminum Substrate Primer System

19. a. Areas of steel decks that can not be cleaned to SSPC-SP- 11 or WJ-1 Standards shall be cleaned to SSPC-SP-2 or 3 to the fullest extent possible and coated with one (1) coat of Two-component Epoxy Rust Penetrating Primer / Sealer, Code C406, to a DFT as per manufacturer's instructions, prior to application of 1st coat of epoxy primer, Code C420.

R, A/C*

b. A stripe coat shall be applied to all edges, deck fittings, coamings, seatings, weld seams, etc, previously cleaned to bare metal, using an epoxy primer, Code C420. Stripe coating shall encompass all edges as well as at least a 25mm (1 inch) border

outside each edge. The stripe coat shall be neat in appearance and free from runs, sags or curtains. The stripe coat shall be allowed to dry, at least set to touch, before the full first coat is applied.

- c. Apply one (1) or more coats as required, using alternating colours, of an epoxy primer, Code C420, once the stripe coat has been allowed to dry, at least set to touch, to the overall prepared surface, to a minimum DFT of 150 µm.
- d. Within the recommended re-coat period, apply one (1) coat of an epoxy primer, Code C420, using alternating colours, to the overall primed / prepared surface, to a minimum DFT of 125 µm to 150 µm.
- e. The final DFT for the primer system shall be between 250 µm to 300 µm. Any areas not conforming to the minimum DFT requirement shall be re-coated, within the recommended re-coat period, using alternating colours. The minimum DFT requirement shall be achieved prior to application of any subsequent coating system.

NOTES:

- (1) There shall be no application of epoxy primer, Code C420 on existing / remaining non-slip and / or non-traffic coating. If application of epoxy primer, Code C420 occurs on existing / remaining non-slip and/or non-traffic coating, it shall be immediately removed prior to curing.
- (2) Mixing of coatings is only allowable with the permission of the FMFCS NACE Inspector, and shall be done IAW manufacturer's instructions / mix ratio and shall be appropriately mixed / measured using suitable graduated mixing sticks and / or containers.

Steel and Aluminum Substrate Non-slip, Traffic Areas

20. a. Apply to primed traffic areas a non-slip, epoxy deck coating, Code C419, colour US Fed-Std-595B #36076, flat dark grey. Actual coverage rate shall be in accordance with manufacturer's specification.
- b. With the material freshly stirred, in accordance with manufacturer's specifications / recommendations to evenly disperse aggregate, pour substantial portion of mixture onto the deck in a band approximately 450mm to 600mm (18 to 24 inches) wide. Using a smooth phenolic core roller, spread the non-skid coating evenly by pulling the puddle towards the applicator that is one (1) direction only. Avoid back and forth roller motion. With puddle nearly rolled out, pour additional mixed material over remaining puddle and continue application as above. A/C*
- a. The final finished surface shall present a uniform rough appearance over the entire surface. No loosely bound clumps of particles shall be present. The surface profile shall show a pattern of hard raised peaks, 1.5 - 2.4mm (1/16 to 3/32 inch) high and 12.5 - 25mm (½ to 1 inch) apart. The dry non-skid coating at its thinnest point shall be at least 750 µm. A/C*

NOTE:

1. A sample panel depicting the textured finish of the non-skid coating that must be achieved is available for viewing through the FMFCS/NAO/Hull Surveyors. A/C*

Steel and Aluminum Painted Non-Traffic Areas

21. a. Apply one (1) or more coats, as required, of an epoxy tie-coat, Code C426, over the already applied epoxy primer, Code C420, within the manufacturer's recommended re-coat time, to achieve a minimum DFT of 50 to 100 µm, followed by; R, A/C*

- b. two (2) coats of Exterior Alkyd Marine Enamel Topcoat, Code C061 to all primed deck non-traffic / Dado areas, complete with appendages / projecting surfaces 100mm (4 inches) above the deck, to DFT of 40 to 60 μ m per coat, within the manufacturer's recommended re-coat time. The colours shall be in accordance with existing colour scheme and US Federal Standard 595B, colours Grey 16076 and Black 17038:
- c. **Appendages / Projecting Surfaces above the non-traffic/Dado areas:** Apply, two (2) coats of Enamel, Silicone Alkyd Copolymer (LSA) Topcoat, Code C411 to bulkheads, ship sides, house sides, bulwarks and surfaces projecting above the 100mm (4 inches) non-traffic/Dado areas, in accordance with the existing colour scheme.

Markings

- 22. Apply warning and control markings in accordance with the applicable drawing or in accordance with the existing arrangement if no drawing is available. Locations of Warning and control markings shall be noted and recorded, by the RF, for reference prior to coating removal.
 - a. apply markings on non-slip, traffic areas, using two (2) coats of Code C177, polyurethane two-component topcoat. DFT to be in accordance with manufacturer's specifications. To prevent markings in traffic areas from becoming slippery, the second coat shall have one (1) part aggregate (glass beads) mixed to five (5) parts paint. Colours shall be in accordance with US Fed-Std-595B: Yellow – 33538; White – 37925; Red – 11350, and Black – 17038.
 - b. apply markings on non-traffic areas, using two (2) coats of Code C061, Exterior Alkyd Marine Enamel Topcoat. DFT to be in accordance with manufacturer's specifications. Colours shall be in accordance with US Fed-Std-595B: Yellow – 33538; White – 37925; Red – 11350, and Black – 17038.

R, AC*

Coating Inspections Post Applications - DFT Measurements

- 23. The RF shall carry out DFT measurements in accordance with SSPC-PA-2 and shall record their readings in Annex A. The FMFCS NACE Inspector shall witness each inspection / test.
 - a. DFT measurements of each coating application shall be taken on completion of curing time as per manufacturer's recommendations and/or prior to the next coating application.
 - b. The DFT measurements for each coating system shall not fall outside the specified parameters. Should the DFT measurements, for each coating system, fall outside the specified parameters, the areas not meeting the minimum DFT requirements shall be remediated / recoated and the required DFT measurements shall be achieved prior to application of a subsequent coating system.
 - c. DFT measurements shall be taken after final coating application, on completion of curing time as per manufacturer's recommendations. Areas not having sufficient build of coating shall be re-coated until the required final DFT is achieved.

R, A/C*

Vertical Launch System (VLS) Launcher Top – IRO Class

- 24. **THE VLS LAUNCHER TOP SHALL NOT BE PREPARED AND RECOATED UNDER THIS SPECIFICATION. UNDER NO CIRCUMSTANCES SHALL THE RF ATTEMPT ANY REPAIR OF THE VLS LAUNCHER TOP.**

Preparation and Coating Requirements

- 25. Select all equipment used for surface preparation and coating application to be effective and

economical to produce the required surface finish. Selected equipment is to be properly maintained in good working order and only operated by trained personnel.

26. Operate equipment with clean compressed air, free from oil and moisture. Compressed air supply shall be fitted with oil and moisture traps with adequate capacity to produce the desired air pressure and volume. Verify cleanliness of the air supply at the beginning of each shift by conducting a blotter test in accordance with ASTM D-4285 – Indicating Oil and Water in Compressed Air. R
27. Maintain surface preparation and coating conditions in accordance with Para. 15 and Para. 17 of this specification.
28. Before placing the deck area back into service, allow sufficient curing time for the final coating system, as per the coating manufacturer's recommendation found on the technical data sheet. The work area is to be well ventilated, with controlled ambient conditions during the curing process.
29. Clean, inhibit, prime and paint new and disturbed work in accordance with appropriate part / section of the latest edition of D-23-003-005/SF-002 (Maintenance Painting of HMC Ships) and manufacturer's instructions. Any conflict between the maintenance painting manual, the manufacturer's instructions and/or this specification shall be brought to the attention of the DEA and / or the FMFCS NACE Inspector for clarification and / or resolution. The final resolution / decision on any conflict of information shall be directed, through consultation with the LCMM and / or the FSR, by the DEA or FMFCS NACE Inspector.

Inspections

30. The RF shall have a NACE CIP Level II Coating Inspector on staff to conduct self-inspections and supply the required documentation to the DND Representative (i.e. NDQAR, CONO Overseer, Technical Services Supervisor) / DEA / FMFCS NACE Inspector upon request.
 - a. Inspection hold points are indicated in the right hand column throughout the specification. The RF shall advise the designated DND Representative / DEA / and / or FMFCS NACE Inspector in sufficient time to be present for the inspection.
 - b. When the symbol "A/C" or "A/C*" appears in the right hand margin of a specification, it indicates a stage in the work, as specified in the Description of Work Required, that the designated DND Representative (i.e. NDQAR, CONO Overseer, Technical Services Supervisor) shall be advised by the RF in sufficient time to have a designated DND Representative / DEA / and / or FMFCS NACE Inspector as specified, present during the RF's inspection / examination. The RF retains the sole responsibility for conducting the inspection / examination and for producing the required objective evidence required by the Description of Work.

NOTE: Should the RF proceed with further work as described in the specification without advising the designated DND Representative / DEA / and / or FMFCS NACE Inspector in sufficient time to be present, the RF shall be required to re-open the equipment / system and / or re-clean the deck to bare metal for the required inspection / examination / validation by the designated DND Representative without cost nor prejudice to the Crown.
 - c. **"A/C" point** - The attendance of a designated DND Representative / DEA / and / or FMFCS NACE Inspector during the RF's inspection / examination is annotated as an "A/C" point and is at the discretion of the designated DND Representative / DEA / and / or FMFCS NACE Inspector.
 - d. **"A/C*" point** - The attendance of a designated DND Representative / DEA / and / or FMFCS NACE Inspector during the RF's inspection / examination is annotated as an "A/C*" point and is deemed critical, therefore, the designated DND Representative / DEA / and / or FMFCS NACE Inspector shall be in attendance.

- e. **Defects/Reading Points** - When the symbol "D" (defects) or "R" (readings) appear in the right hand margin of a specification it indicates a stage in the work as specified in the Description of Work Required, that the RF shall record, in writing, the data required in the Description of Work. Unless a format is specified in the appropriate Description of Work Required, the RF shall provide its own format(s) for reporting readings and defects. Format(s) used by the RF shall be suitable for accurate photocopying when completed. The RF shall forward the recorded data immediately to the FMFCS NACE Inspector unless otherwise specified.
- f. Inspection equipment shall be held and used by the RF for tests performed. All measuring/recording equipment shall be calibrated in accordance with the manufacturer's recommended practice, recorded and records delivered to the FMFCS NACE Inspector upon request.
- g. **Environmental Certificates of Disposal Required** – When the symbol "C" appears in the right hand margin of a specification, it indicates that a signed Environmental Certificate of Disposal is required for the work as specified in the Description of Work Required. This certificate shall confirm to Canada that the environmentally hazardous substance is lawfully disposed of in accordance with all applicable Municipal, Provincial and Federal regulations and legislation.

Inspection Equipment

- 31. The following inspection equipment and standards are to be held and used by the contractor for tests performed:
 - a. surface thermometers;
 - b. air thermometers;
 - c. sling psychrometer and / or digital environmental gauge;
 - d. replica tape and micrometer and / or digital surface profile gauge;
 - e. dry film coating thickness gage;
 - f. wet film coating thickness gage;
 - g. standards, in accordance with page 2, Related Documents; and
 - h. chloride ion test kits.

Workmanship

- 32.
 - a. All work shall be free from runs, sags, curtains, holidays or other visible defects, such as blisters, resulting from solvent entrapment.
 - b. There shall be no uncoated areas. Areas not having sufficient build of coating shall be re-coated until the required final DFT is achieved;
 - c. There shall be no loosely bound clumps of non-skid particles;
 - d. Edges of intact coatings bordering areas cleaned to bare metal shall be feathered back a minimum of 50mm (2 inches) to produce a smooth final transition / finish when recoated. A/C*
 - e. The intersection of traffic and non-traffic areas shall be straight and neat in appearance;

- f. All personnel entering the work area shall wear coveralls, clean boots and gloves to minimize contamination of the surfaces. The entrances to the work area shall have an area to wipe soles of boots clean; and
- g. On completion of all work, the work site shall be free from work related debris or unused materials. Particular care is to be taken to ensure all scattered debris, paint chips are removed from recesses, sockets, deck fittings, ventilation inlets, etc.

Safety

- 33. Attention is drawn to the highly inflammable nature of the specified coatings and their solvents. Care must be exercised to ensure adequate ventilation is provided to prevent against toxic hazards and explosive concentrations of vapors and that sources of ignition are eliminated from areas where such concentrations could occur.
- 34. The RF shall comply with the requirements of all MSDS and all safety regulations in accordance with applicable federal and provincial regulations. The following acts and regulations apply:
 - a. Occupational Safety and Health, Part 11, Canada Labour Code;
 - b. Occupational Safety and Health, Policy Volume of the TB Manual;
 - c. DND Safety Legislation and Policy, C-02-040-009/AG-000; and
 - d. DND Safety Policy and Programs, A-GG-040-001/AG-001.
- 35. The RF shall comply with all safety requirements in accordance with applicable federal, provincial and municipal regulations and legislation.

Environmental Regulations and Requirements

- 36. The RF shall remove, handle, store, transport and dispose of all hazardous waste in accordance with all applicable federal, provincial and municipal regulations and legislation. Precautions shall be taken during cleaning and painting, to protect the ship's equipment and the environment from contamination. The RF shall take precautions during coating removal operations as coatings may contain heavy metals, such as lead and chromates. The RF shall subject solid waste, i.e. used blast media, to leachate testing to determine appropriate disposal option. The RF shall provide a Disposal Certificate if the waste material from the cleaning operation is classed as hazardous waste.
 - a. the RF shall comply with the following acts:
 - (1) the Canadian Environmental Protection Act; and
 - (2) the Canadian Fishery Act.

Environmental Aspects

- 37. The following environmental aspects have been identified for the above work specification. This list shall not be considered to be all inclusive and does not remove the responsibility of the RF to identify all the environmental aspects related to this work specification:
 - a. Air Emissions: power wash cleaning, abrasive blasting, power tool cleaning, coating application;
 - b. Hazardous Materials: degreasers, solvents, epoxy primers, polyurethane, epoxy non-skid coating;

- c. Hazardous Waste: cleaning waste, spent abrasive grit, paint chips, paint waste;
- d. Noise emissions: power wash cleaning, abrasive blasting, power tool cleaning, coating application;
- e. Non-hazardous solid waste: paint waste;
- f. Process Water: high pressure wash, degreaser; and
- g. Spills / Releases: degreaser, paint and solvents.

Deliverables

38. The RF shall forward the following deliverables to the designated DND Representative (i.e. NDQAR, CONO Overseer, Technical Services Supervisor) within five (5) working days of work completion:

- a. Disposal Certificates;
- b. Preparation and Coating Application Recording form, Annex A; and
- c. Chloride Ions Testing Recording form, Annex B.

C

ANNEX A

PREPARATION AND TREATMENT RECORDING FORM

SHIP'S NAME	COMPARTMENT	DECK NO.	FR STATION	PORT/CL/STBD
PREPARATION	INITIALS	DATE	COMMENTS	
SSPC-SP-12				
SSPC-SP-1				
SSPC-SP-2				
SSPC-SP-3				
SSPC-SP-11				
SSPC-SP-5				
SSPC-SP-10				
SSPC-SP-7				
CHLORIDE IONS (measured in $\mu\text{m}/\text{cm}^2$)				
RF'S NAME (PRINTED):		DATE:	RF'S SIGNATURE:	

TREATMENT	STRIPE COAT	PRIMER	NON-SKID	TOP COAT	TOP COAT
MANUFACTURER'S PRODUCT NAME					
BATCH NO.					
COLOUR NO.					
QUANTITY USED (Number of gals/kits)					
SURFACE TEMP					
AMBIENT TEMP	MIN				
	MAX				
RELATIVE HUMIDITY					
DEW POINT					
WET BULB TEMP					
DFT SPECIFIED					
DFT ACHIEVED					
INITIALS					
DATE					
RF'S NAME (PRINTED):		DATE:		RF'S SIGNATURE:	

ANNEX B

CHLORIDE ION TESTING RECORDING FORM			
SHIP'S NAME:			
Reason for Testing:			
COMPARTMENT	AREA TESTED	AFTER CLEANING TO SSPC-SP-1 AND/OR 12 (in $\mu\text{g}/\text{cm}^2$)	AFTER CLEANING TO SSPC-SP-2/3/5/11 AND/OR 12-WJ-1 (Prior to Coating) (in $\mu\text{g}/\text{cm}^2$)
RF'S NAME:		RF'S SIGNATURE:	DATE:

ANNEX C

NAVAL SPECIFICATION MATERIAL LIST

SHIP/CLASS:

DATE:


JI NO: HI-23-003-003/JI-001 JI AMENDMENT:

(1)	(2)	(3)	(4)	(5)	(6)	(7)	(8)	(9)
Line Item	Dwg Number	Stock Number	Description/Part No.	Qty	Unit	GSM	CFM	Remarks
1001			Code C406, Two-Component Epoxy Rust Penetrating Primer/Sealer	As Req'd			X	
1002			Code C420, Epoxy Primer for Epoxy Non-skid	As Req'd			X	
1003			Code C177, Polyurethane Two-Component	As Req'd			X	
1004			Code C419, Epoxy Non-skid	As Req'd			X	
1005			Code C061, Enamel, Alkyd, Marine, Exterior, Gloss	As Req'd			X	
1006			Code C426, Epoxy Tie Coat	As Req'd			X	
1007			Code C415, Biodegradable Cleaner, De-glossing Agent	As Req'd			X	
1008			Code C411, Enamel, Silicone Alkyd Copolymer (Low Solar Absorption Pigmentation and Antistain Properties)	As Req'd			X	

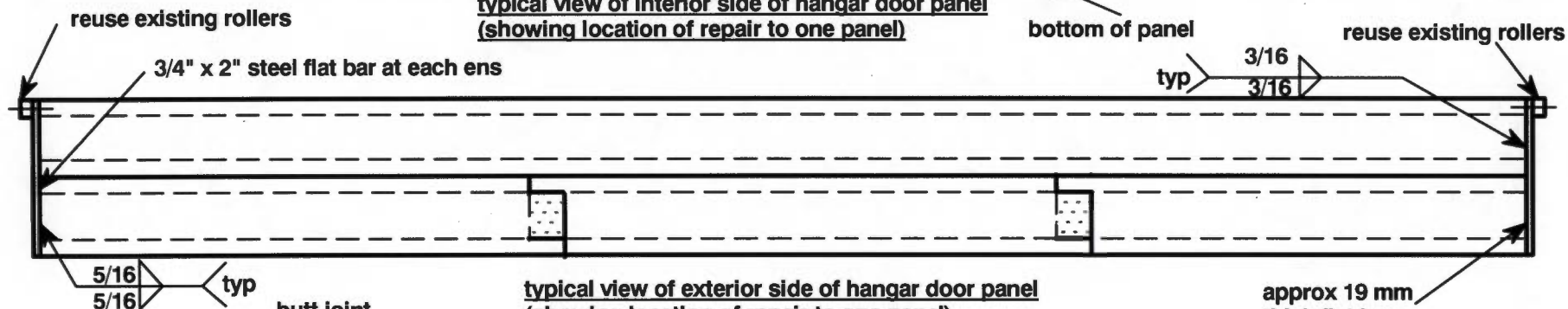
CPF - hangar door panel repairs

two panels make up one full panel
bolted together with gasket & welded
to the end bars IAW existing
arrangement & reference sketches CFTO
C28-422-C00/NQ-001

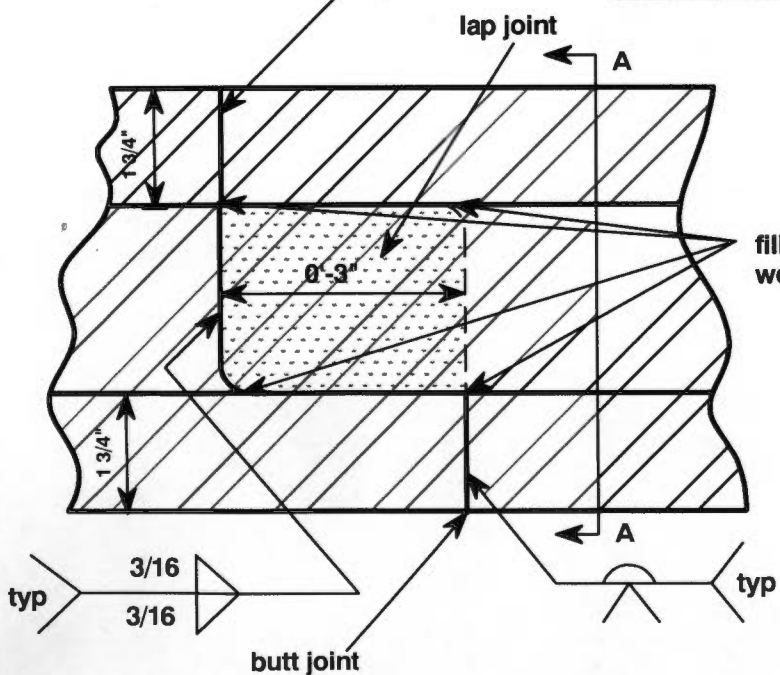
NTS



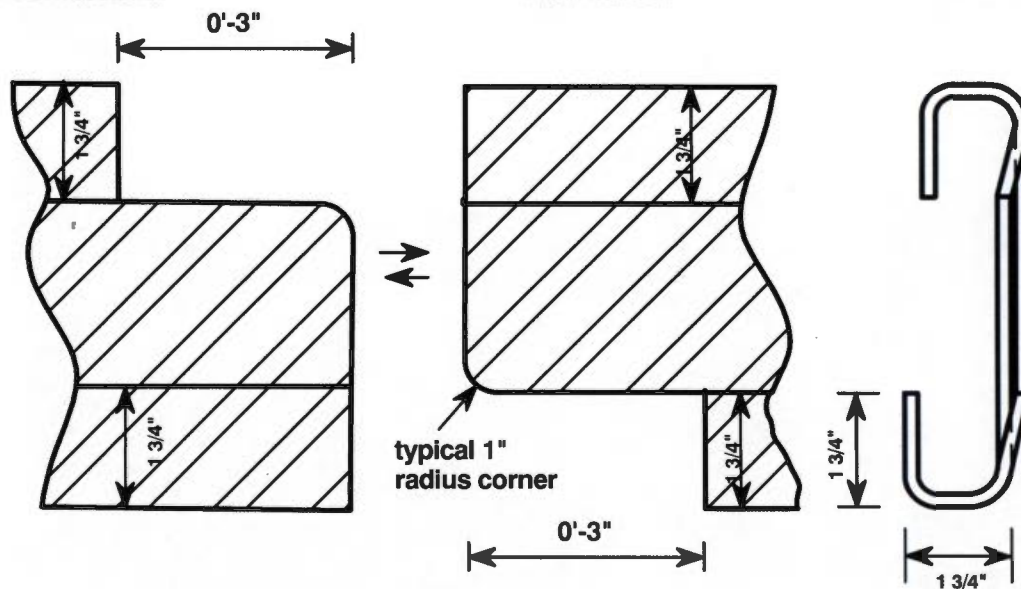
typical view of interior side of hangar door panel
(showing location of repair to one panel)



typical view of exterior side of hangar door panel
(showing location of repair to one panel)



typical detail view lap joint of panel sections



end preparation of panels to be joined



interface of lap joint





**Fleet Maintenance
Facility Cape Scott**

Ref. c
**HI-23-003-005/JI-003
Amended 31 OCTOBER 2013**

**STANDARD FMF CAPE SCOTT JOB INSTRUCTION
SURFACE PREPARATION AND COATING APPLICATION PROCEDURE
APPLICABLE TO
ALL CLASS SHIPS**

**COATING REPAIRS AND TOPCOAT OVERALL
FOR
NON-SLIP AND PAINTED DECKS**

**LOCATION
VARIOUS**

(Supersedes Dated 06 March 2012)

Approved By: NAO/SNR HS

**Originator: NAO/HULL SURVEY
Contact: NAO/HULL SURVEY**

Phone: 427-3885

NEI NUMBER:
E-28-418-000 (HFX CLASS)
E-28-175-000 (IRO CLASS)
E-28-672-B00 (PTR CLASS)

PURPOSE: This specification states the requirements for the surface preparation and coating application for repairing non-slip deck coating and application of a topcoat overall.

RELATED DOCUMENTS:

D-23-003-005/SF-002	SPECIFICATION FOR MAINTENANCE PAINTING OF HMC SHIPS
C-39-003-001/AG-001	HELICOPTER/SHIP INTERFACE DESIGN GUIDANCE AND CLEARANCE CRITERIA MANUAL
C-70-328-000/MP-001	THIRD LINE MAINTENANCE INSTRUCTION FOR VERTICAL LAUNCH SYSTEM – LAUNCHER TOP RESURFACING
SSPC-SP-1	SOLVENT CLEANING
SSPC-SP-11	POWER TOOL CLEANING TO BARE METAL
SSPC-SP WJ-1/NACE WJ -1	JOINT SURFACE PREPARATION STANDARD WATERJET CLEANING OF METALS - CLEAN TO BARE SUBSTRATE (WJ-1)
SSPC-SP WJ-2/NACE WJ -2	JOINT SURFACE PREPARATION STANDARD WATERJET CLEANING OF METALS – VERY THOROUGH CLEANING (WJ-2)
SSPC-SP WJ-3/NACE WJ -3	JOINT SURFACE PREPARATION STANDARD WATERJET CLEANING OF METALS –THOROUGH CLEANING (WJ-3)
SSPC-SP WJ-4/NACE WJ -4	JOINT SURFACE PREPARATION STANDARD WATERJET CLEANING OF METALS – LIGHT CLEANING (WJ-4)
SSPC-VIS-3	VISUAL STANDARD FOR POWER AND HAND TOOL CLEANED STEEL
SSPC-VIS-4	GUIDE AND REFERENCE PHOTOGRAPHS FOR STEEL SURFACES PREPARED BY WATERJETTING
SSPC-PA-2	MEASUREMENT OF DRY COATING THICKNESS
SSPC-TU-4	FIELD METHODS FOR RETRIEVAL AND ANALYSIS OF SOLUBLE SALTS ON SUBSTRATE
NACE RPO 287-95	NACE STANDARDS, FIELD MEASUREMENT OF SURFACE PROFILE OF ABRASIVE BLAST CLEANED STEEL SURFACES
ASTM D-4285	INDICATING OIL AND WATER IN COMPRESSED AIR
SSPC PAINTING MANUAL	VOLUME 2, 2005 EDITION
DWG 0251110	FLIGHT DECK MARKINGS IRO CLASS
DWG HFX-D28-396-000-01, SHTS 7, 8, AND 9	PAINTING AND PRESERVATION SCH, (MARKINGS) HFX CLASS
DWG 0151097	FLIGHT DECK AND HANGAR MARKINGS, PTR CLASS
C-02-040-009/AG-000	DND SAFETY LEGISLATION AND POLICY
A-GG-040-001/AG-001	DND SAFETY POLICY AND PROGRAMS
	OCCUPATIONAL SAFETY AND HEALTH PART 11, CANADA LABOUR CODE
	OCCUPATIONAL SAFETY AND HEALTH, POLICY VOLUME OF THE TB MANUAL
	THE CANADIAN ENVIRONMENTAL PROTECTION ACT
	THE CANADIAN FISHERY ACT

ANNEX(ES):

ANNEX A	PREPARATION AND TREATMENT RECORDING FORM
ANNEX B	CHLORIDE ION TESTING RECORDING FORM
ANNEX C	NAVAL SPECIFICATION MATERIAL LIST (NSML)

DESCRIPTION OF WORK**REMARKS**

The Repair Facility (RF) shall carry out the following work:

Scope

1. The intent of this specification is to provide instructions for the surface preparation and the coating applications for a partial repair and full top-coat of a non-slip and/or painted deck coating system on interior/exterior steel and aluminum decks.
2. The work involves the following:
 - (1) cleaning the entire specified area to remove all loose flaking coatings, salts, grease, dirt, visible and soluble contaminants and cleaning required damaged and / or deteriorated areas to bare metal IAW SSPC-SP-11 Standards;
 - (2) applying an Epoxy Primer System to bare metal areas;
 - (3) applying a Type 1, Comp G, LSA Epoxy Non-slip Deck Coating (traffic areas) and a one (1) coat of Polyurethane or Exterior Alkyd Marine Enamel (non-traffic areas) over the Epoxy Primer System; followed by
 - (4) the application of a Low Solar Absorbant waterborne non-skid deck finish over existing and repaired areas of Non-slip Deck Coating (traffic areas) and the application of a Polyurethane or Exterior Alkyd Marine Enamel Topcoat over existing and repaired areas of non-traffic.

NOTES:

- (1) The work specified in this Job Instruction shall not be considered to be the only requirement for the coating repairs. Any additional coating repairs/work required in addition to this Job Instruction shall be as specified in the Hull Survey report or any other relevant documentation(s) / specification(s) in which this JI has been attached.
- (2) The RF shall have a NACE CIP Level II Coating Inspector on staff to carry out all coating inspections and record all applicable data as detailed within the specification.
- (3) A FMFCS/ENG/NAO/Hull Surveyor NACE CIP Level II Coating Inspector (also referred as FMFCS NACE Inspector) may witness inspections as detailed within the specification. The frequency and level of involvement of the FMFCS NACE Inspector will be left to the discretion of the FMFCS NACE Inspector.

Precautions

2. Take precautions during the pre-surface preparation, surface preparation, pre-treatment and painting period to contain all cleaning material, waste water and debris as not to contaminate the ship's interior compartments and the atmosphere where equipment is stationed. Provide temporary protection to contain wasted water and to prevent damage and / or over-spray to ship's structure, equipment and fittings as required.
 - a. temporarily cover and seal furnishings, electrical and electronic equipment. Close ventilation inlets and outlets, doors, windows and hatch openings. Temporarily blank or plug drain openings and pre-wet nozzles during cleaning and painting to prevent the ingress of water, dust, dirt, grit, paint fumes, etc.
 - b. take precautions during coating removal operations as coating may contain heavy metals such as lead and chromates. Leachate test solid waste, (i.e. the paint chips), to determine appropriate disposal option. Disposal of all hazardous waste in accordance with all applicable municipal, provincial and federal regulations and

C

legislation. A Disposal Certificate shall be provided to the designated DND Representative (i.e. NDQAR, CONO Overseer, Technical Services Supervisor) if the waste material from the blast cleaning operation is classed as hazardous waste.

Scheduling/Deck Protection

3. Schedule deck preparation and painting work in high traffic areas or decks subject to other work during low activity periods. Isolate sources of contamination including pedestrian traffic. Cordon off deck areas and post OUT OF BOUNDS signs as necessary. Protect all deck coverings from damage until they are serviceable for traffic or until the end of the work period.

Parameters of Traffic and Non-traffic Areas

4. Prior to coating removal, record the traffic (non-slip areas) and non-traffic (dado / painted areas) for reference. Non-traffic areas are normally inaccessible to traffic, (i.e. under fixed shelving, desks, lockers, benches and equipment foundations). All coamings, deck fittings, exposed seatings and a minimum of 50mm (2 inches) around their perimeter are considered non-traffic areas. The top of flush hatches shall have non-slip coating applied with a 50mm (2 inch) perimeter painted boundary.

R

Temporary Sheltering

5. To maintain environmental conditions (for deck preparations and coating application) and to protect the environment (ref. Fisheries Act, Section 35), the RF shall:
 - Totally enclose the decks being cleaned / prepared 100% to bare metal IAW SSPC-SP-5 Standards (White Metal Blast Cleaning) in a manner that would prevent the dispersion of particles into the air or release of any deleterious substances into the harbour. The RF shall capture and dispose of all used / drained liquids in accordance with all applicable municipal, provincial and federal regulations and legislation.
 - For decks / areas only requiring partial repairs and / or top-coat, install appropriate protection / hoarding / containment in a manner that will prevent the dispersion of particles into the air or release of any deleterious substances into the harbour. The RF shall capture and dispose of all used / drained liquids in accordance with all applicable municipal, provincial and federal regulations and legislation.
 - Sweep / clean / scrape all areas of loose and / or flaking coatings to remove as much loose debris as possible and collect and dispose appropriately prior to cleaning to SSPC-SP-1 Standards (Solvent Cleaning).
 - Cleaning products shall be used / mixed / diluted in accordance with manufacturer's recommendations / instructions.
 - Coatings shall be applied by means of rollers and/or paint brushes to reduce VOC emissions and prevent over-spray into the water and / or atmosphere. If decks are fully enclosed / hoarded, spray application may be permitted.
 - All enclosures / protection / hoarding shall be erected / installed to the satisfaction of FMFCS Safety / Environment personnel prior to the commencement of any work; and all enclosures / protection / hoarding shall be maintained to the satisfaction of FMFCS Safety / Environment personnel while in use for the duration of the paint coating project. Paint, paint chips or dust generated during paint removal shall not be permitted to enter the water. Containment booms shall be in place prior to the commencing any work, and any spillage shall be cleaned. Spill response kits for first level intervention shall be available on site for the duration of the coating / re-surfacing project.
 - The ambient air temperature and substrate temperature during coating application and curing must be maintained within the coating manufacturer's recommended values. If required, provide a temporary shroud (for weather protection) or a fully enclosed shelter

A/C*

(cold weather), to fully cover the boundaries of the deck area being treated. During cold weather, the ambient temperature inside the enclosure shall be maintained 24 hours per day at a minimum of 7°C. The designated DND Representative (i.e. NDQAR, CONO Overseer, Technical Services Supervisor) and / or FMFCS NACE Inspector shall inspect shelter.

- All work to be carried out in accordance with labour and environmental regulations within the jurisdiction that the work is carried out in.

Interference Removals

6. Interference removals required to gain access to all areas of the deck requiring coating repairs are to be determined by the RF during the viewing period. Areas requiring repairs are to be determined by the FMFCS NACE Inspector. Removals identified in this Job Instruction or any other relevant documentation(s) / specification(s) are only listed to assist the RF in bidding and are not to be considered all-inclusive or limited to those items listed.
 - a. Tag, disconnect, ease away or remove and retain all interference items clear of the work area, and suitably protect against damage. On completion of repairs, reinstall and re-secure items, utilizing with new fasteners, in accordance with the existing arrangement. On completion of re-installation, all disturbed equipment and systems are to be functionally tested and proven functional / operational. The RF shall certify and record functional test(s). The designated DND Representative (i.e. NDQAR, CONO Overseer, Technical Services Supervisor) shall inspect.

R, A/C*

Manufacturer's Material Safety and Technical Data Sheets

7. The manufacturer's published Material Safety Data Sheets (MSDS) and Technical Data Sheets (TDS) shall form part of this specification and shall be acquired by the RF. The dry film thickness (DFT) and the minimum / maximum cure times before application of subsequent coat are to be in accordance with the manufacturer's recommendation found in the TDS or by written confirmation from the Field Service Representative (FSR). In case of conflict of information, the designated engineering authority (DEA) or FMFCS NACE Inspector shall be consulted. The final resolution / decision on any conflict of information shall be directed, through consultation with the LCMM, DNPS 2-4-4, and / or the FSR, by the FMFCS NACE Inspector.

Materials

8. The RF shall supply all materials sufficient to comply with this specification and any other relevant documentation(s) / specification(s). Provide manufacturer's names, product names, material TDS and material batch numbers. Materials shall not exceed manufacturer's stated shelf life. Refer to Annex C for listing of approved products. The use of any alternate product(s) shall be approved by the coating LCMM, DNIPS 2-4-4, through the DEA or FMFCS NACE Inspector.
9. All coating material systems shall be supplied from the same manufacturer unless written consent, from the manufacturer, is provided to allow substitute coatings to be used without limitations and voiding warranties. If such consent is not obtainable from the manufacturer, the final resolution / decision shall be directed by the DEA or FMFCS NACE Inspector.
10. Deliver all materials to the work site in the manufacturer's sealed containers, bearing the manufacturer's labels, identifying product name, material type, colour, batch numbers, etc. Store materials in a dry space away from sources of spark or flame with temperatures ranging as per manufacturer's recommendations. The space shall be kept neat and clean at all times.

R

Pre-surface Cleaning

11. Clean the overall deck area to remove all loose flaking coatings, salts, grease, dirt, visible

and soluble contaminants in accordance with SSPC-SP-1 Standards (Solvent Cleaning), using a biodegradable cleaner / de-glossing agent, Code C415. Immediately after cleaning, thoroughly rinse with fresh water.

- a. The RF shall dispose of all drained liquids in accordance with all applicable municipal, provincial and federal regulations and legislation. C
- b. The RF shall provide a Certificate of Disposal. C
- c. Carry out chloride ion testing in accordance with Para. 12.

Chloride Ion Testing

- 12. Carry out chloride ion testing using semi-quantitative tests in accordance with SSPC-TU-4, Cell Retrieval Methods, Swabbing or Washing Methods, as follows; R, A/C*
- a. on completion of pre-surface preparation to SSPC-SP-1 (Solvent Cleaning), and / or SSPC-SP WJ-4 (Waterjet Cleaning of Metals – Light Cleaning) to ensure the chloride ions are not imbedded into the substrate when cleaning to bare metal; and R, A/C*
- b. on completion of substrate preparation, SSPC-SP-2 (Hand Tool Cleaning), SSPC-SP-3 (Power Tool Cleaning) and SSPC-SP-11 (Power Tool Cleaning to Bare Metal) and / or SSPC-SP WJ-1 (Waterjet Cleaning of Metals – Clean to Bare Substrate), prior to coating application. R, A/C*
- c. the FMFCS NACE Inspector shall witness the tests. Tests are to be recorded, by the RF, in Annex B; R, A/C*
- d. The number of tests for each space / deck shall be determined by the amount of surface area being cleaned and treated.
 - i. For areas less than 10 sq m (107 sq ft), a minimum of two (2) tests are required. Any additional requirement is optional at FMFCS NACE Inspector's discretion.
 - ii. up to 50 sq m (539 sq ft) one (1) test per every 10 sq m (107 sq ft).
 - iii. 50 sq m (539 sq ft) to 200 sq m (2153 sq ft) one (1) test per every 20 sq m (215 sq ft).
 - iv. 200 sq m (2153 sq ft) to 500 sq m (5382 sq ft) one (1) test per 40 sq m (431 sq ft).
 - v. 500 sq m (5382 sq ft) to 1000 sq m (10764 sq ft) one (1) test per 60 sq m (646 sq ft).
 - vi. 1000 sq m (10764 sq ft) to 2000 sq m (21528 sq ft) one (1) test per 100 sq (1076 sq ft).
 - vii. 2000 sq m (21528 sq ft) to 3000 sq m (32292 sq ft) one (1) test per 150 sq (1615 sq ft).
 - viii. 3000 sq m (32292 sq ft) to 4000 sq m (43056 sq ft) one (1) test per 200 sq (2153 sq ft).
 - ix. 4000 sq m (43056 sq ft) and up, one (1) test per 250 sq m (2691 sq ft).
- e. the acceptable chloride ion level shall be less than 5 µg/cm² (5ppm). Coatings shall not be removed or applied until this level of cleanliness is achieved; and; A/C*
- f. Should chloride ion levels greater than 5 µg/cm² (5ppm) be found, 100% of the areas

shall be re-cleaned as per Para 11. On completion of re-cleaning, chloride ion testing shall be carried out as per this Para. This evolution shall be carried out until acceptable chloride ion levels of less than $5 \mu\text{g}/\text{cm}^2$ (5ppm) is achieved. Re-cleaning of less than 100% of the total surface area shall be at the discretion of the DEA or FMFCS NACE Inspector.

NOTE: Should chloride ion levels greater than $5 \mu\text{g}/\text{cm}^2$ (5ppm) be found, the RF, the designated DND Representative (i.e. NDQAR, CONO Overseer, Technical Services Supervisor) and / or ship's staff shall investigate to find if a source of contamination is present. If a source of contamination is found, it shall be remediated prior to proceeding with pre-surface preparation and / or surface preparation and / or coating application.

Surface Preparation For Areas Requiring Repairs - Steel Substrate

13. Areas of steel deck requiring coating repairs are to be cleaned to bare metal in accordance with SSPC-SP-11 (Power Tool Cleaning to Bare Metal) or SSPC-SP WJ-1 (Waterjet Cleaning of Metals – Clean to Bare Substrate) to achieve a final surface condition as depicted in SSPC-VIS 3, E SP 11 or SSPC-VIS 4. On completion, the surface shall be free of all visible oil, grease, dirt, dust, paint, oxides, corrosion products, and other foreign matter.

NOTES:

- (1) Any areas of exposed steel substrate exhibiting iron oxide (black) shall be re-cleaned to SSPC-SP-11 Standards by means of needle gunning and / or rotary scaler / scarifier to remove the iron oxide and to achieve a final surface condition as depicted in SSPC-VIS 3, E SP 11. A/C*
- (2) Any areas of exposed steel substrate exhibiting any degree of polishing and / or burnishing shall be re-cleaned to SSPC-SP-11 Standards to achieve a final surface condition as depicted in SSPC-VIS 3, E SP 11. A/C*
- (3) All exposed appendages and projecting surfaces shall be cleaned to bare metal up to a height of 100mm (4 inches) above deck (i.e. bulkheads, ship sides, house sides, bulwarks, seatings, foundations, boundary bars, deck fittings, portable deck cover plates, coamings, etc).
- (4) Edges of intact coatings bordering areas cleaned to bare metal shall be feathered back a minimum of 50mm (2 inches) to produce a smooth final transition / finish when recoated. A/C*
- (5) When waterjet cleaning in accordance with SSPC-SP WJ-1 and SSPC-SP WJ-2 Standards, the RF must be aware of and ensure that all environmental policies are upheld, such as the recovery of all effluents.
- (6) The water used for waterjet cleaning shall be pure so it does not contaminate the surface being cleaned.
- (7) Waterjet cleaning does not produce an etch or angular surface profile, rather it exposes the original abrasive-blasted or corroded surface profile. After waterjet cleaning, should any area of the prepared surface not meet a minimum angular surface profile of $38.1 \mu\text{m}$, the RF will be responsible to achieve the specified profile as part of the original contract. A/C*

Surface Preparation For Areas Requiring Repairs – Aluminum Substrate

14. Areas of aluminum deck requiring coating repairs are to be power tool cleaned to bare metal in accordance with SSPC-SP-11 Standards (Power Tool Cleaning to Bare Metal) using 3M non-woven abrasive pads (or equivalent) or SSPC-SP WJ-1 (Waterjet Cleaning of Metals –

Clean to Bare Substrate) to achieve a final surface condition as depicted in SSPC-VIS 3, E SP 11 or SSPC-VIS 4. On completion, the surface shall be free of all visible oil, grease, dirt, dust, paint, oxides, corrosion products, and other foreign matter.

NOTES:

- | | | |
|-----|--|------|
| (1) | Any areas of exposed steel substrate exhibiting any degree of polishing and / or burnishing shall be re-cleaned to SSPC-SP-11 Standards to achieve a final surface condition as depicted in SSPC-VIS 3, E SP 11. | A/C* |
| (2) | All exposed appendages and projecting surfaces shall be cleaned to bare metal up to a height of 100mm (4 inches) above deck (i.e. bulkheads, ship sides, house sides, bulwarks, seatings, foundations, boundary bars, deck fittings, portable deck cover plates, coamings, etc). | |
| (3) | Edges of intact coatings bordering areas cleaned to bare metal <u>shall</u> be feathered back a minimum of 50mm (2 inches) to produce a smooth final transition / finish when recoated. | A/C* |
| (4) | When waterjet cleaning in accordance with SSPC-SP WJ-1 Standards, the RF must be aware of and ensure that all environmental policies are upheld, such as the recovery of all effluents. | |
| (5) | The water used for waterjet cleaning shall be pure so it does not contaminate the surface being cleaned. | |
| (6) | Waterjet cleaning does not produce an etch or angular surface profile, rather it exposes the original abrasive-blasted or corroded surface profile. After waterjet cleaning, should any area of the prepared surface not meet a minimum angular surface profile of 38.1 μ m, the RF will be responsible to achieve the specified profile as part of the original contract. | |

Surface Preparation Inspections

- | | | |
|-----|---|---------|
| 15. | The RF shall carry out the following inspections on completion of surface preparation. If oxidation occurs between cleaning to bare metal and coating application, the surface shall be re-cleaned to bare metal to the specified standard. Any areas subject to contamination after cleaning to bare metal shall be cleaned / degreased in accordance with SSPC-SP-1 Standard. The RF shall certify and record inspections and verify the surface has been prepared in accordance with this specification. The FMFCS NACE Inspector shall witness each inspection point. | R, A/C* |
| a. | Visual Inspection – surface preparation verified in accordance with SSPC-VIS 1-89, SSPC-VIS 2, SSPC-VIS 3 or SSPC-VIS 4, or SSPC-VIS 5. | |
| b. | Visual Cleanliness Inspection – surface on final inspection is to be free of dust and visible contamination. Verify cleanliness by placing a clear adhesive tape, pressed on the surface at several locations that is representative of the entire area, and remove. When viewed, the removed tape shall be free from any visible dust, dirt, and other contaminants. | |
| | <p>NOTE: For steel decks prepared to SSPC-SP WJ-1 Standards; all areas shall meet flash rust conditions of "no flash rust" to "light flash rust" as described in SSPC-SP WJ-1 Standards. All areas not meeting the required Standard prior to coating application shall be re-cleaned until the required Standard is met.</p> | R, A/C* |
| c. | Non-visual Cleanliness Inspection – carry out chloride ion testing IAW Para 12 of this specification and record in Annex B. | R, A/C* |

- d. Surface Profile Measurements – measure and record surface profiles in accordance with NACE RP0287-95 and the RF shall record in Annex A. R, A/C*

Structural Inspection

16. On completion of cleaning the deck to bare metal IAW SSPC-SP-2 / 3 / 11 and / or WJ-1 Standards, and prior to any coating application, sufficient time shall be allotted for a DEA or FMFCS/ENG/NAO/Hull Surveyor to carry out a structural survey of all exposed substrate. Any damage / wastage found, not within acceptable Standards, arising from the structural survey will be raised as item(s) of additional work. Should any damage / wastage be found, the DEA or FMFCS/ENG/NAO/Hull Surveyor will forward a detailed description of findings to the designated DND Representative (i.e. NDQAR, CONO Overseer, Technical Services Supervisor) and the Ship's Senior Hull Technician. A/C*

Pre-coating Application Inspections

17. The RF shall ensure that surface preparation is as specified in Para 15 of this specification. Environmental conditions in accordance with the following or as recommended by the coating manufacturer are not to be exceeded during the coating application process. The FMFCS NACE Inspector shall witness each inspection point: R, A/C*

- a. ambient temperature not less than 7° C;
- b. surface temperature 3° C above dew point and not to exceed 49° C; and

NOTE: International products Intershield 300, Intershield 6GV, and Intercryl 588 have a maximum temperature of 60°C for application purposes.

- c. relative humidity (RH) below 85%.

NOTE: Ambient temperature, surface temperature, dew point, and RH shall be recorded by the RF prior to the start of each coating application and as required thereafter to verify that specified parameters are within specification and / or at the discretion of the FMFCS NACE Inspector. R, A/C*

Treatment – Steel and Aluminum Substrate Primer System

18. a. Areas of steel decks that can not be cleaned to SSPC-SP- 11 or WJ-1 Standards shall be cleaned to SSPC-SP-2 or 3 to the fullest extent possible and coated with one (1) coat of Two-component Epoxy Rust Penetrating Primer / Sealer, Code C406, to a DFT as per manufacturer's instructions, prior to application of 1st coat of epoxy primer, Code C420.
- b. A stripe coat shall be applied to all edges, deck fittings, coamings, seatings, weld seams, etc, previously cleaned to bare metal, using an epoxy primer, Code C420. Stripe coating shall encompass all edges as well as at least a 25mm (1 inch) border outside each edge. The stripe coat shall be neat in appearance and free from runs, sags or curtains. The stripe coat shall be allowed to dry, at least set to touch, before the full first coat is applied.
- c. Apply one (1) or more coats as required, using alternating colours, of an epoxy primer, Code C420, once the stripe coat has been allowed to dry, at least set to touch, to the overall prepared surface, to a minimum DFT of 150 µm.
- d. Within the recommended re-coat period, apply one (1) coat of an epoxy primer, Code C420, using alternating colours, to the overall primed / prepared surface, to a minimum DFT of 125 µm to 150 µm.
- e. The final DFT for the primer system shall be between 250 µm to 300 µm. Any areas not conforming to the minimum DFT requirement shall be re-coated, within the recommended re-coat period, using alternating colours. The minimum DFT requirement shall be

achieved prior to application of any subsequent coating system.

NOTES:

- (1) There shall be no application of epoxy primer, Code C420 on existing / remaining non-slip and / or non-traffic coating. If application of epoxy primer, Code C420 occurs on existing / remaining non-slip and/or non-traffic coating, it shall be immediately removed prior to curing.
- (2) Mixing of coatings is only allowable with the permission of the FMFCS NACE Inspector, and shall be done IAW manufacturer's instructions / mix ratio and shall be appropriately mixed / measured using suitable graduated mixing sticks and / or containers.

Steel and Aluminum Substrate Non-slip Traffic Areas Repairs

19. a. Apply to primed traffic areas a non-slip, epoxy deck coating, Code C419, colour US Fed-Std-595B #36076, flat dark grey. Actual coverage rate shall be in accordance with manufacturer's specification. R, A/C*
- b. With the material freshly stirred, in accordance with manufacturer's specification / recommendations, to evenly disperse aggregate, pour substantial portion of mixture onto the deck in a band approximately 450mm to 600mm (18 to 24 inches) wide. Using a smooth phenolic core roller, spread non-skid coating evenly by pulling the puddle towards the applicator, that is one (1) direction only. Avoid back and forth roller motion. With puddle nearly rolled out, pour additional mixed material over remaining puddle and continue application as above. A/C*
- c. The final finished surface shall present a uniform rough appearance over the entire surface. No loosely bound clumps of particles shall be present. The surface profile shall show a pattern of hard raised peaks, 1.5 - 2.4mm (1/16 to 3/32 inch) high and 12.5 - 25mm (½ to 1 inch) apart. The dry non-skid coating at its thinnest point shall be at least 750 µm. A/C*

NOTE:

1. A sample panel depicting the textured finish of the non-skid coating that must be achieved is available for viewing through the FMFCS/NAO/Hull Surveyors.

Steel and Aluminum Painted Non-Traffic Areas Repairs

20. a. For non-traffic areas, on decks being repaired and top-coated with Exterior Alkyd Marine Enamel Topcoat,
 - (1) apply one (1) or more coats, as required, of an epoxy tie- coat, Code C426, over the already applied epoxy primer, Code C420, within the manufacturer's recommended re-coat time, to a minimum DFT of 50 to 100 µm followed by;
 - (2) two (2) coats of Exterior Alkyd Marine Enamel Topcoat, Code C061 to all primed deck non-traffic / Dado areas, complete with appendages / projecting surfaces 100mm (4 inches) above the deck, to DFT of 40 to 60 µm per coat, within the manufacturer's recommended re-coat time. The colours shall be in accordance with existing colour scheme and US Federal Standard 595B, colours Grey 16076 and Black 17038.
- b. For non-traffic areas, on decks being repaired with Polyurethane, Two Component Topcoat,

- (1) apply, two (2) coats of polyurethane, two component topcoat, Code C177 to all primed deck areas to DFT of 40 to 50 µm per coat, within the manufacturer's recommended re-coat time. The colours shall be in accordance with existing colour scheme and US Federal Standard 595B, colours Grey 16076 and Black 17038.

c. Appendages / Projecting Surfaces:

- (1) Apply, two (2) coats of Enamel, Silicone Alkyd Copolymer (LSA) Topcoat, Code C411 to bulkheads, ship sides, house sides, bulwarks and surfaces projecting above the 100mm (4 inches) non-traffic/Dado areas, in accordance with the existing colour scheme.

Markings

21. Apply affected warning and control markings in accordance with the applicable drawing or in accordance with the existing arrangement if no drawing is available. Locations of Warning and control markings shall be noted and recorded, by the RF, for reference prior to coating removal. R
 - a. apply markings on non-slip, traffic areas, using two (2) coats of Code C177, polyurethane two-component topcoat. DFT to be in accordance with manufacturer's specifications. To prevent markings in traffic areas from becoming slippery, one (1) part aggregate (glass beads) shall be mixed to five (5) parts paint. Colours shall be in accordance with US Fed-Std-595B: Yellow – 33538; White – 37925; Red – 11350, and Black – 17038. R, AC*
 - b. apply markings on non-traffic areas, using two (2) coats of Code C061, Exterior Alkyd Marine Enamel Topcoat. DFT to be in accordance with manufacturer's specifications. Colours shall be in accordance with US Fed-Std-595B: Yellow – 33538; White – 37925; Red – 11350, and Black – 17038.

Top-coating – Preparation and Application

22. **Preparation** - If major coating repairs have been carried out, the entire deck is to be re-cleaned as per paragraph 11 and chloride ion tests conducted as per Para. 12. prior to the application of any topcoat (cosmetic coat). R A/C*
 - a. **Application of Top-coat on Existing and Repaired Non-slip Coatings:**
 - (1) Apply a single coat of Low Solar Absorbant waterborne non-skid deck finish, Code C423, in accordance with manufacturer's instructions / recommendations to achieve a final DFT of 50 to 60 µm. R, A/C*

NOTE: Caution is to be exercised not to apply the Code C423 topcoat over the non-traffic areas and painted warning and control markings on the decks.
 - b. **Application of Top-coat on Existing and Repaired Non-traffic Coatings:**
 - (1) Apply One (1) coat of polyurethane Code C177 or one (1) coat of Exterior Alkyd Marine Enamel as per existing coating and colour scheme or as specified in any other relevant documentation(s) / specification(s). R, A/C*
 - c. **Top-coat on Markings: Non-slip deck coating:**
 - (1) Apply markings to any affected areas on non-slip, traffic areas, using two (2) coats of Code C177, polyurethane two-component topcoat. DFT to be in R, A/C*

accordance with manufacturer's specifications. To prevent markings in traffic areas from becoming slippery, the second coat shall have one (1) part aggregate (glass beads) mixed to five (5) parts paint. Colours shall be in accordance with US Fed-Std-595B: Yellow – 33538; White – 37925; Red – 11350, and Black – 17038.

d. **Top-coat- Markings on non-traffic deck coating:**

- (1) Apply markings to any affected areas on non-traffic areas, using two (2) coats of Code C061, Exterior Alkyd Marine Enamel Topcoat. DFT to be in accordance with manufacturer's specifications. Colours shall be in accordance with US Fed-Std-595B: Yellow – 33538; White – 37925; Red – 11350, and Black – 17038.

R, A/C*

NOTE: Apply warning and control markings in accordance with the applicable drawing or in accordance with the existing arrangement if no drawing is available. Locations of warning and control markings shall be noted and recorded, by the RF, for reference prior to coating removal.

R

Coating Inspections Post Applications - DFT Measurements

23. The RF shall carry out DFT measurements in accordance with SSPC-PA-2 and shall record their readings in Annex A. The FMFCS NACE Inspector shall witness each inspection / test.
- a. DFT measurements of each coating application shall be taken on completion of curing time as per manufacturer's recommendations and/or prior to the next coating application.
- b. The DFT measurements for each coating system shall not fall outside the specified parameters. Should the DFT measurements, for each coating system, fall outside the specified parameters, the areas not meeting the minimum DFT requirements shall be remediated / recoated and the required DFT measurements shall be achieved prior to application of a subsequent coating system.
- c. DFT measurements shall be taken after final coating application, on completion of curing time as per manufacturer's recommendations. Areas not having sufficient build of coating shall be re-coated until the required final DFT is achieved.

R, A/C*

Vertical Launch System (VLS) Launcher Top – IRO Class

24. **THE VLS LAUNCHER TOP SHALL NOT BE PREPARED AND TOPCOATED UNDER THIS SPECIFICATION. UNDER NO CIRCUMSTANCES SHALL THE RF ATTEMPT ANY REPAIR OF THE VLS LAUNCHER TOP.**

Preparation and Coating Requirements

25. Select all equipment used for surface preparation and coating application to be effective and economical to produce the required surface finish. Selected equipment is to be properly maintained in good working order and only operated by trained personnel.
26. Operate equipment with clean compressed air, free from oil and moisture. Compressed air supply shall be fitted with oil and moisture traps with adequate capacity to produce the desired air pressure and volume. Verify cleanliness of the air supply at the beginning of each shift by conducting a blotter test in accordance with ASTM D-4285 – Indicating Oil and Water in Compressed Air.
27. Maintain surface preparation and coating conditions in accordance with Para. 15 and 17 of this specification.

R

28. Before placing the deck area back into service, allow sufficient curing time for the final coating system, as per the coating manufacturer's recommendation found on the technical data sheet. The work area is to be well ventilated, with controlled ambient conditions during the curing process. R
29. Clean, inhibit, prime and paint new and disturbed work in accordance with appropriate part / section of the latest edition of D-23-003-005/SF-002 (Maintenance Painting of HMC Ships) and manufacturer's instructions. Any conflict between the maintenance painting manual, the manufacturer's instructions and / or this specification shall be brought to the attention of the DEA and / or the FMFCS NACE Inspector for clarification and / or resolution. The final resolution / decision on any conflict of information shall be directed, through consultation with the LCMM and / or the FSR, by the DEA or FMFCS NACE Inspector.

Inspections

30. The RF shall have a NACE CIP Level II Coating Inspector on staff to conduct self-inspections and supply the required documentation to the DND Representative (i.e. NDQAR, CONO Overseer, Technical Services Supervisor) / DEA / FMFCS NACE Inspector upon request. R
- Inspection hold points are indicated in the right hand column throughout the specification. The RF shall advise the designated DND Representative / DEA / and / or FMFCS NACE Inspector in sufficient time to be present for the inspection.
 - When the symbol "A/C" or "A/C*" appears in the right hand margin of a specification, it indicates a stage in the work, as specified in the Description of Work Required, that the designated DND Representative (i.e. NDQAR, CONO Overseer, Technical Services Supervisor) shall be advised by the RF in sufficient time to have a designated DND Representative / DEA / and / or FMFCS NACE Inspector as specified, present during the RF's inspection / examination. The RF retains the sole responsibility for conducting the inspection / examination and for producing the required objective evidence required by the Description of Work.
- NOTE: Should the RF proceed with further work as described in the specification without advising the designated DND Representative / DEA / and / or FMFCS NACE Inspector in sufficient time to be present, the RF shall be required to re-open the equipment / system and / or re-clean the deck to bare metal for the required inspection / examination / validation by the designated DND Representative without cost nor prejudice to the Crown.
- "A/C" point** - The attendance of a designated DND Representative / DEA / and / or FMFCS NACE Inspector during the RF's inspection / examination is annotated as an "A/C" point and is at the discretion of the designated DND Representative / DEA / and / or FMFCS NACE Inspector.
 - "A/C*" point** - The attendance of a designated DND Representative / DEA / and / or FMFCS NACE Inspector during the RF's inspection / examination is annotated as an "A/C*" point and is deemed critical, therefore, the designated DND Representative / DEA / and / or FMFCS NACE Inspector shall be in attendance.
 - Defects/Reading Points** - When the symbol "D" (defects) or "R" (readings) appear in the right hand margin of a specification it indicates a stage in the work as specified in the Description of Work Required, that the RF shall record, in writing, the data required in the Description of Work. Unless a format is specified in the appropriate Description of Work Required, the RF shall provide its own format(s) for reporting readings and defects. Format(s) used by the RF shall be suitable for accurate photocopying when completed. The RF shall forward the recorded data immediately to the FMFCS NACE Inspector unless otherwise specified.
 - Inspection equipment shall be held and used by the RF for tests performed. All measuring/recording equipment shall be calibrated in accordance with the R

manufacturer's recommended practice, recorded and records delivered to the FMFCS NACE Inspector upon request.

- g. Environmental Certificates of Disposal Required – When the symbol "C" appears in the right hand margin of a specification, it indicates that a signed Environmental Certificate of Disposal is required for the work as specified in the Description of Work Required. This certificate shall confirm to Canada that the environmentally hazardous substance is lawfully disposed of in accordance with all applicable Municipal, Provincial and Federal regulations and legislation.

Inspection Equipment

- 31. Inspection equipment and standards to be held and used by the contractor for tests performed:
 - a. surface thermometers;
 - b. air thermometers;
 - c. sling psychrometer and/or digital environmental gauge;
 - d. replica tape and micrometer and/or digital surface profile gauge;
 - e. dry film coating thickness gage;
 - f. wet film coating thickness gage;
 - g. standards, in accordance with page 2, Related Documents; and
 - h. chloride ion test kits.

Workmanship

- 32.
 - a. All work shall be free from runs, sags, curtains, holidays or other visible defects such as blisters resulting from solvent entrapment.
 - b. There shall be no uncoated areas. Areas not having sufficient build of coating shall be re-coated until the required final DFT is achieved.
 - c. There shall be no loosely bound clumps of non-skid particles.
 - d. Edges of intact coatings bordering areas cleaned to bare metal shall be feathered back a minimum of 50mm (2 inches) to produce a smooth final transition/finish when recoated.
 - e. The intersection of traffic and non-traffic areas shall be straight and neat in appearance.
 - f. When cleaning areas of non-slip deck coating requiring repairs to bare metal, areas shall be straight and neat in appearance;
 - g. All personnel entering the work area shall wear coveralls, clean boots and gloves to minimize contamination of the surfaces. The entrances to the work area shall have an area to wipe soles of boots clean.
 - h. On completion of all work, the work site shall be free from work related debris or unused materials. Particular care is to be taken to ensure all scattered debris, paint chips are removed from recess, sockets, deck fittings, ventilation inlets, etc.

A/C*

Safety

33. Attention is drawn to the highly inflammable nature of the specified coatings and their solvents. Care must be exercised to ensure adequate ventilation is provided to prevent against toxic hazards and explosive concentrations of vapors and that sources of ignition are eliminated from areas where such concentrations could occur.
34. The RF shall comply with the requirements of all MSDS and all safety regulations in accordance with applicable federal and provincial regulations. The following acts and regulations apply:
 - a. Occupational Safety and Health, Part 11, Canada Labour Code;
 - b. Occupational Safety and Health, Policy Volume of the TB Manual;
 - c. DND Safety Legislation and Policy, C-02-040-009/AG-000; and
 - d. DND Safety Policy and Programs, A-GG-040-001/AG-001.
35. The RF shall comply with all safety requirements in accordance with applicable federal, provincial and municipal regulations and legislation.

Environmental Regulations and Requirements

36. The RF shall remove, handle, store, transport and dispose of all hazardous waste in accordance with all applicable federal, provincial and municipal regulations and legislation. Precautions shall be taken during cleaning and painting, to protect the ship's equipment and the environment from contamination. The RF shall take precautions during coating removal operations as coatings may contain heavy metals, such as lead and chromates. The RF shall subject solid waste, i.e. used blast media, to Leachate testing to determine appropriate disposal option. The RF shall provide a Disposal Certificate if the waste material from the cleaning operation is classed as hazardous waste.C
 - a. The RF shall comply with the following acts:
 - (1) the Canadian Environmental Protection Act; and
 - (2) the Canadian Fishery Act.

Environmental Aspects

37. The following environmental aspects have been identified for the above work specification. This list shall not be considered to be all inclusive and does not remove the responsibility of the RF to identify all the environmental aspects related to this work specification:
 - a. Air Emissions: power wash cleaning, abrasive blasting, power tool cleaning, coating application;
 - b. Hazardous Materials: degreasers, solvents, epoxy primers, polyurethane, epoxy non-skid coating;
 - c. Hazardous Waste: cleaning waste, spent abrasive grit, paint chips, paint waste;
 - d. Noise Emissions: power wash cleaning, abrasive blasting, power tool cleaning, coating application;
 - e. Non-hazardous Solid Waste: paint waste;
 - f. Process Water: high pressure wash, degreaser; and
 - g. Spills/Releases: degreaser, paint and solvents.

Deliverables

38. The RF shall forward the following deliverables to the designated DND Representative (i.e. NDQAR, CONO Overseer, Technical Services Supervisor) within five (5) working days of work completion: R
- a. Preparation and Coating Application Recording Form, Annex A;
 - b. Chloride Ions Testing Recording Form, Annex B; and
 - c. Disposal Certificates. C

ANNEX A

PREPARATION AND TREATMENT RECORDING FORM

SHIP'S NAME	COMPARTMENT	DECK NO.	FR STATION	PORT/CL/STBD
PREPARATION	INITIALS	DATE	COMMENTS	
SSPC-SP-12				
SSPC-SP-1				
SSPC-SP-2				
SSPC-SP-3				
SSPC-SP-11				
SSPC-SP-5				
SSPC-SP-10				
SSPC-SP-7				
CHLORIDE IONS (measured in $\mu\text{m}/\text{cm}^2$)				
RF'S NAME (PRINTED):		DATE:	RF'S SIGNATURE:	

TREATMENT	STRIPE COAT	PRIMER	NON-SKID	TOP COAT	TOP COAT
MANUFACTURER'S PRODUCT NAME					
BATCH NO.					
COLOUR NO.					
QUANTITY USED (Number of gals/kits)					
SURFACE TEMP					
AMBIENT TEMP	MIN				
	MAX				
RELATIVE HUMIDITY					
DEW POINT					
WET BULB TEMP					
DFT SPECIFIED					
DFT ACHIEVED					
INITIALS					
DATE					
RF'S NAME (PRINTED):		DATE:		RF'S SIGNATURE:	

ANNEX B

CHLORIDE ION TESTING RECORDING FORM			
SHIP'S NAME:			
Reason for Testing:			
COMPARTMENT	AREA TESTED	AFTER CLEANING TO SSPC-SP-1 AND/OR 12 (in $\mu\text{g}/\text{cm}^2$)	AFTER CLEANING TO SSPC-SP-2/3/11 AND/OR 12-WJ-1 (Prior to Coating) (in $\mu\text{g}/\text{cm}^2$)
RF'S NAME:		RF'S SIGNATURE:	DATE:

ANNEX C

NAVAL SPECIFICATION MATERIAL LIST

SHIP/CLASS:

DATE:

JI NO: HI-23-003-003/JI-001

JI AMENDMENT:

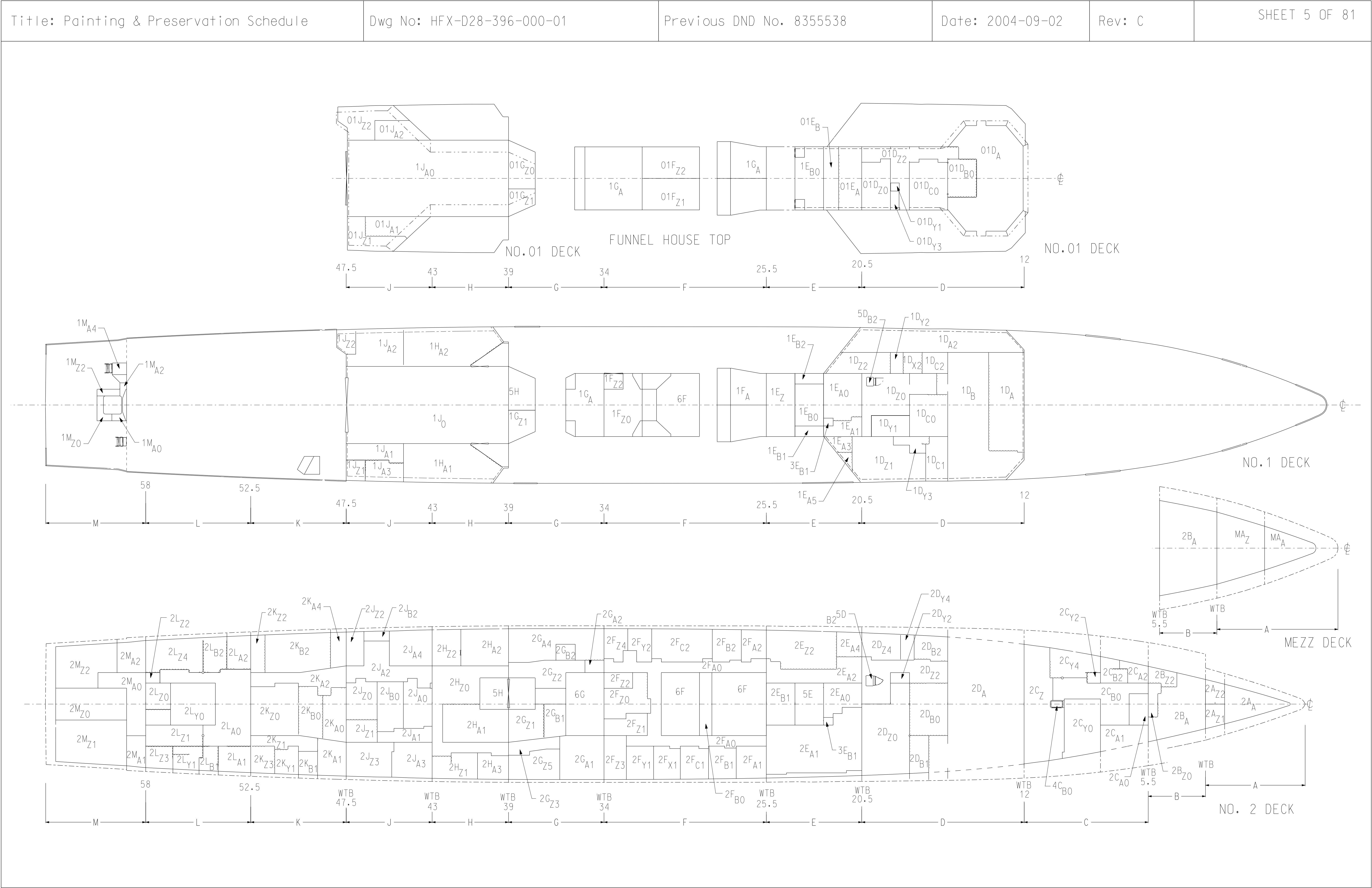
(1)	(2)	(3)	(4)	(5)	(6)	(7)	(8)	(9)
Line Item	Dwg Number	Stock Number	Description/Part No.	Qty	Unit	GSM	CFM	Remarks
1001			Code C406, Two-Component Epoxy Rust Penetrating Primer/Sealer	As Req'd			X	Approved Products: PPG Amerlock Sealer; Carboline Rustbound Penetrating Sealer; Sherwin Williams Macropoxy 920 Pre-prime; Hempel Pre-prep 553US, International Interbond 600; Cloverdale Clovathane Prep Tech 83020
1002			Code C420, Epoxy Primer for Epoxy Non-skid	As Req'd			X	Approved Products: International Intershield 300; Sherwin Williams Seaguard 6000; PPG Amercoat 83HS; Jotun Jotamastic 87 Aluminium
1003			Code C177, Polyurethane Two-Component	As Req'd			X	Approved Products: International Interthane 990; PPG Amercoat 450H; Carboline Carbothane 134 HG; Sherwin Williams Sherthane; Hempel Hempathane Top Coat 55210; Dupont Imron Single Stage System; Cloverdale Clovathane 834
1004			Code C419, Epoxy Non-skid	As Req'd			X	Approved Products: International Intershield 6GV (or International Intershield 9G for cold weather); PPG Amercoat 138G; Sherwin Williams MS-660G; or Hempel MS-660G

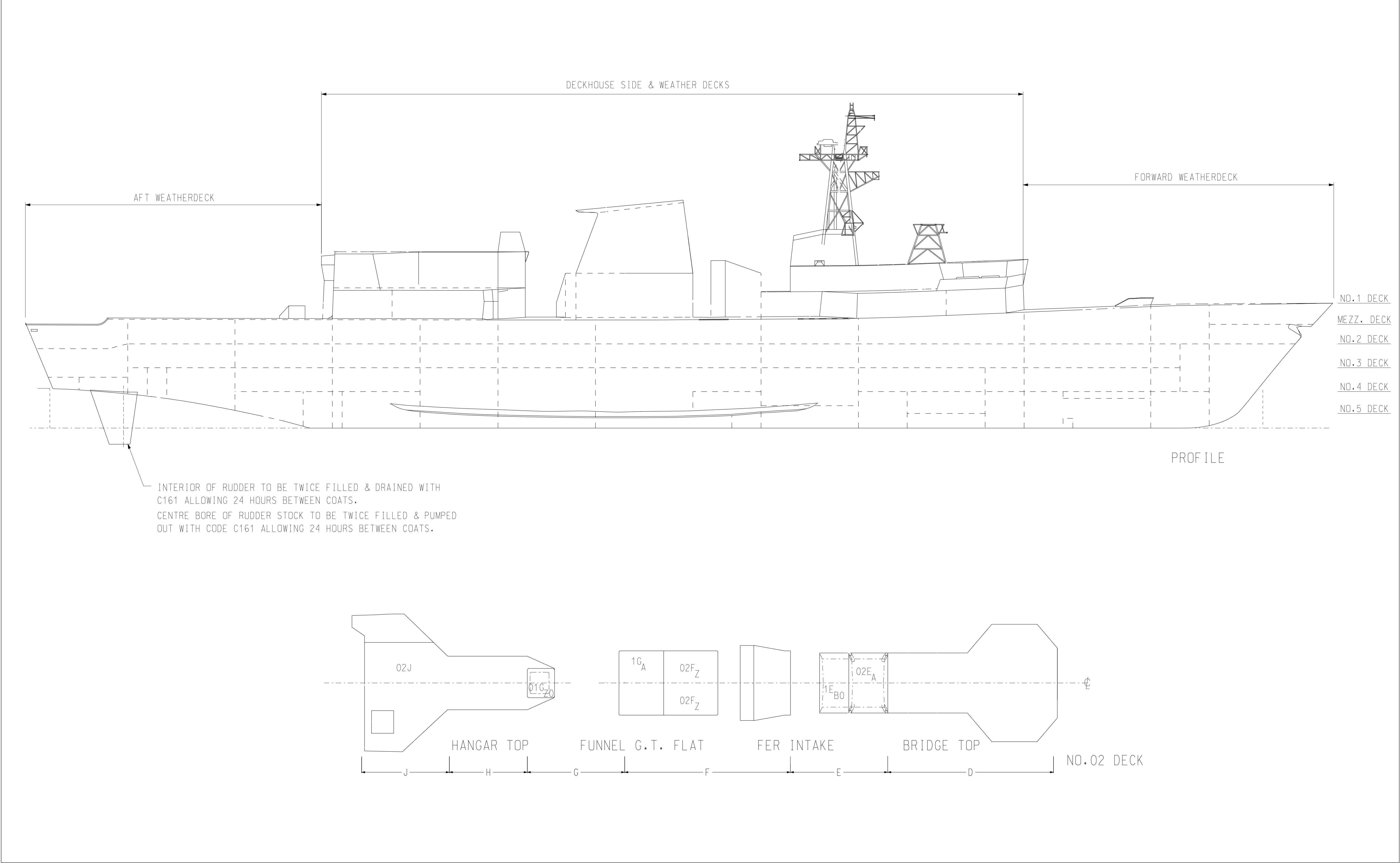
1005			Code C423, Low Solar Absorbant waterborne Non-skid Deck Finish -	As Req'd			X	Approved Products: International Intercryl 588; Sherwin Williams American Safety LSA Traxcoat (Available in colors: gray 33076 and white 37875); or PPG Amercoat 220 with walnut shells.
1006			Code 061 Exterior Alkyd Marine Enamel	As Req'd			X	Approved Products: PPG Amercoat 5450, black 17038, grey 16480 and white 17925, all colours; General Paints Marine Enamel, all colours; Cloverdale Paint Inc., 11113 Marine Enamel, white 17925, black 17038, grey 16480, all colours; International Interlac 665, Alkyd Finish, all colours; Sherwin Williams Seaguard 1000, N41-620 Series, Alkyd Finish, all colours; Hempel Hempalin 52140, all colours
1007			Code 426 Epoxy Tie Coat	As Req'd			X	Approved Products: International Intergard 263; Hempel Hempadur 45182; Jotun Safeguard Universal ES, grey.
1008			Code C415, Biodegradable Cleaner, De-glossing Agent	As Req'd			X	Approved Products: International 950 – GMA 571; PPG Amercoat Prep 88; or Sherwin Williams Greensolv G-Max 308.
1009			Code C411, Enamel, Silicone Alkyd Copolymer (Low Solar Absorption Pigmentation and Antistain Properties)	As Req'd			X	Approved Products: International Interlac 1; PPG Amercoat 7229C; Sherwin Williams Silicone Alkyd Enamel, N40A-510; Hempel Silicone Alkyd Enamel 541US; or Cloverdale Alkyd, Type 2, Class 2, Grade C.

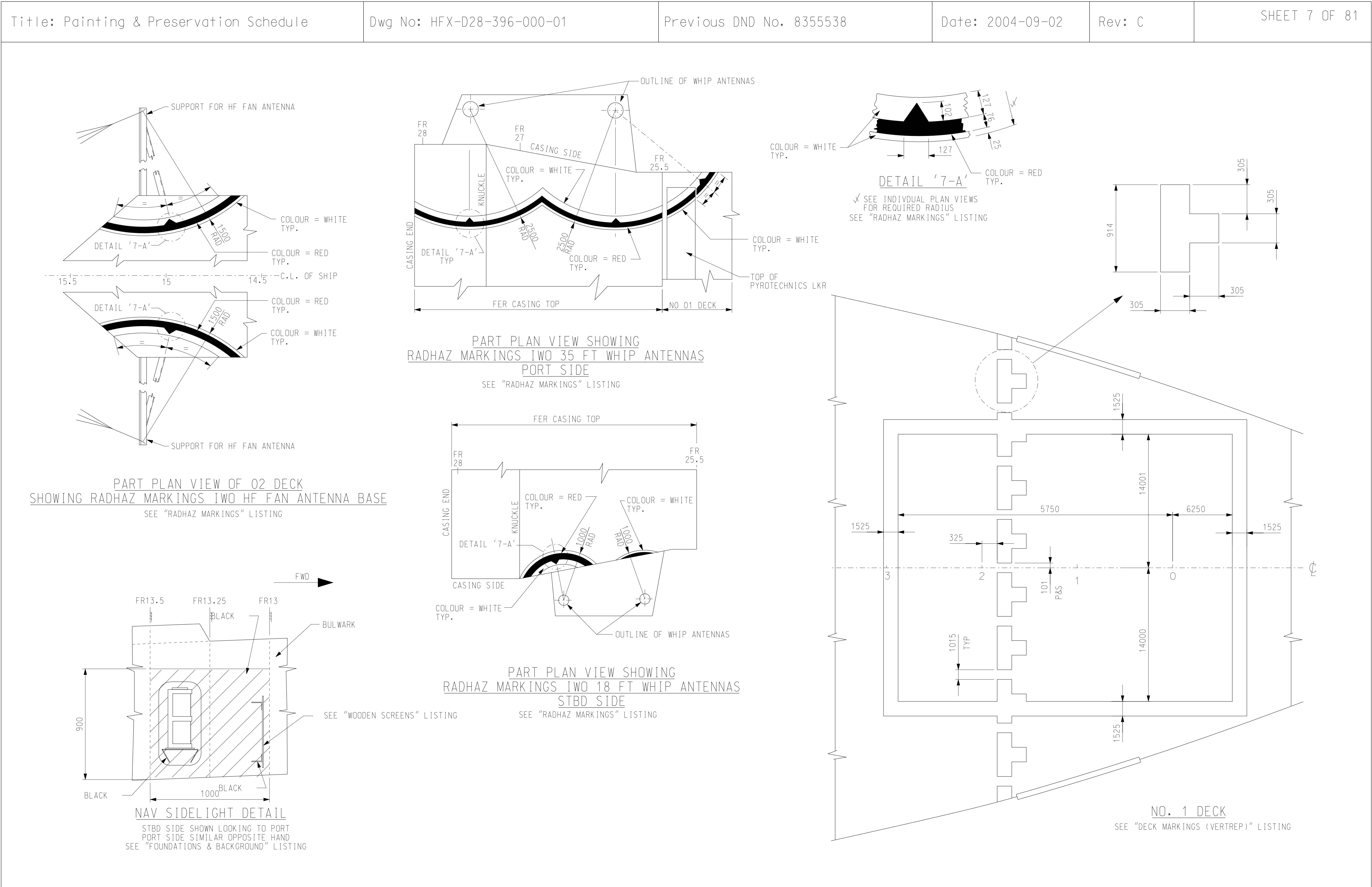
[illegible]

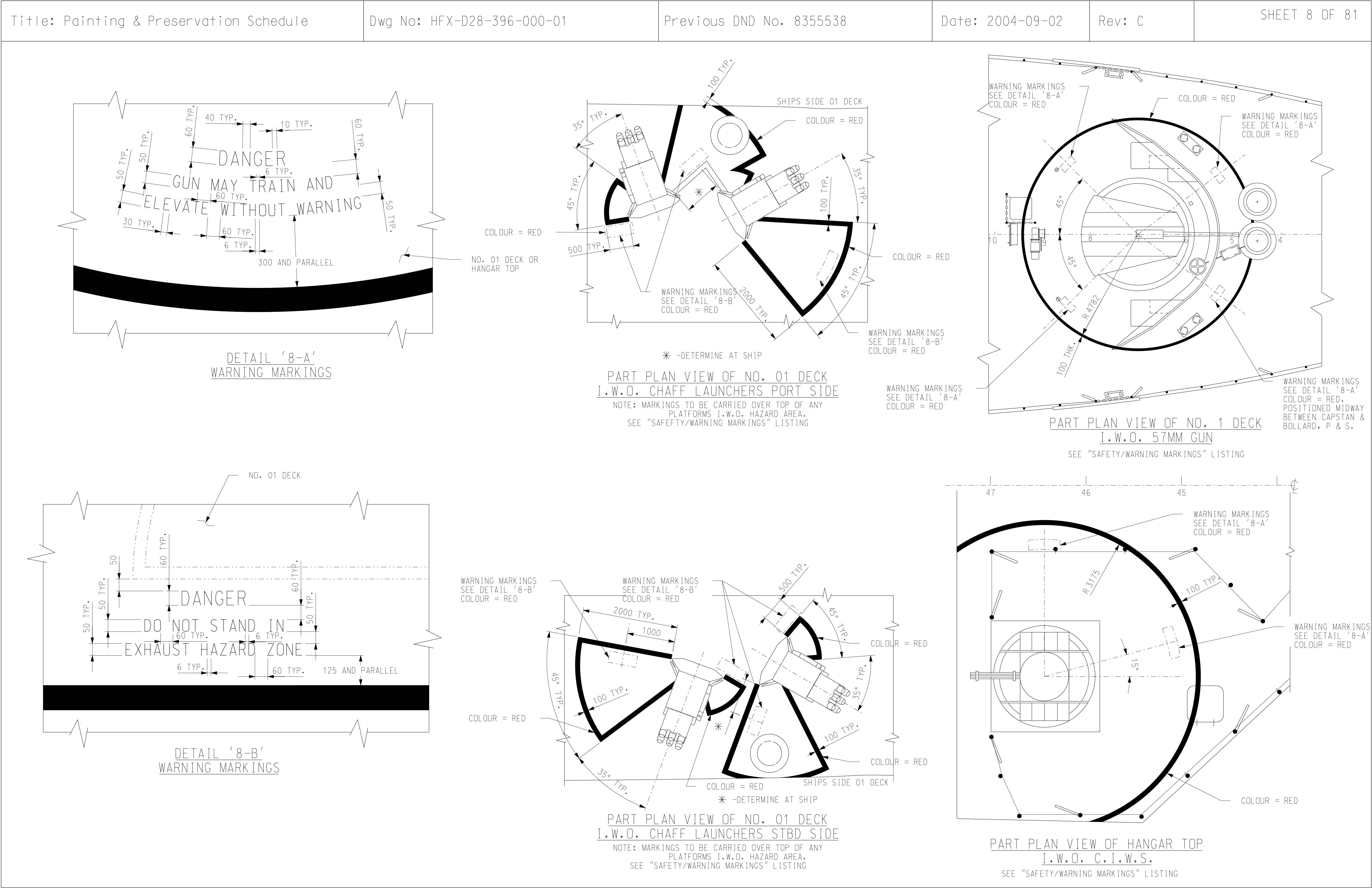
Title: Painting & Preservation Schedule	Dwg No: HFX-D28-396-000-01	Previous DND No. 8355538	Date: 2004-09-02	Rev: C	SHEET 2 OF 81																																						
<div>INDEX</div> <table><tr><th>TITLE</th><th>SHEET NO.</th></tr><tr><td>COVER SHEET _____</td><td>1</td></tr><tr><td>INDEX _____</td><td>2</td></tr><tr><td>GENERAL NOTES _____</td><td>3</td></tr><tr><td>KEY PLANS _____</td><td>4, 5 & 6</td></tr><tr><td>MARKINGS & DETAILS _____</td><td>7 TO 9</td></tr><tr><td>SAMPLE PAINT LAYOUTS _____</td><td>10</td></tr><tr><td>MATERIALS _____</td><td>11 TO 13</td></tr><tr><td>UNDERWATER HULL _____</td><td>14</td></tr><tr><td>DC ZONE 6A TO 6L _____</td><td>15 TO 19</td></tr><tr><td>DC ZONE 5C TO 5J _____</td><td>19 TO 23</td></tr><tr><td>DC ZONE 4B TO 4M _____</td><td>23 TO 29</td></tr><tr><td>DC ZONE 3B TO 3M _____</td><td>29 TO 40</td></tr><tr><td>DC ZONE 2A TO 2M _____</td><td>40 TO 61</td></tr><tr><td>DC ZONE M (MEZZ. DK.) _____</td><td>61</td></tr><tr><td>DC ZONE 1D TO 1M _____</td><td>61 TO 70</td></tr><tr><td>DC ZONE 01D TO 01J _____</td><td>70 TO 74</td></tr><tr><td>DC ZONE 02E TO 02J _____</td><td>74 TO 75</td></tr><tr><td>WEATHER DECKS & MISC. _____</td><td>75 TO 81</td></tr></table>						TITLE	SHEET NO.	COVER SHEET _____	1	INDEX _____	2	GENERAL NOTES _____	3	KEY PLANS _____	4, 5 & 6	MARKINGS & DETAILS _____	7 TO 9	SAMPLE PAINT LAYOUTS _____	10	MATERIALS _____	11 TO 13	UNDERWATER HULL _____	14	DC ZONE 6A TO 6L _____	15 TO 19	DC ZONE 5C TO 5J _____	19 TO 23	DC ZONE 4B TO 4M _____	23 TO 29	DC ZONE 3B TO 3M _____	29 TO 40	DC ZONE 2A TO 2M _____	40 TO 61	DC ZONE M (MEZZ. DK.) _____	61	DC ZONE 1D TO 1M _____	61 TO 70	DC ZONE 01D TO 01J _____	70 TO 74	DC ZONE 02E TO 02J _____	74 TO 75	WEATHER DECKS & MISC. _____	75 TO 81
TITLE	SHEET NO.																																										
COVER SHEET _____	1																																										
INDEX _____	2																																										
GENERAL NOTES _____	3																																										
KEY PLANS _____	4, 5 & 6																																										
MARKINGS & DETAILS _____	7 TO 9																																										
SAMPLE PAINT LAYOUTS _____	10																																										
MATERIALS _____	11 TO 13																																										
UNDERWATER HULL _____	14																																										
DC ZONE 6A TO 6L _____	15 TO 19																																										
DC ZONE 5C TO 5J _____	19 TO 23																																										
DC ZONE 4B TO 4M _____	23 TO 29																																										
DC ZONE 3B TO 3M _____	29 TO 40																																										
DC ZONE 2A TO 2M _____	40 TO 61																																										
DC ZONE M (MEZZ. DK.) _____	61																																										
DC ZONE 1D TO 1M _____	61 TO 70																																										
DC ZONE 01D TO 01J _____	70 TO 74																																										
DC ZONE 02E TO 02J _____	74 TO 75																																										
WEATHER DECKS & MISC. _____	75 TO 81																																										

Title: Painting & Preservation Schedule	Dwg No: HFX-D28-396-000-01	Previous DND No. 8355538	Date: 2004-09-02	Rev: C	SHEET 3 OF 81
<p>GENERAL NOTES:</p> <p>1. PAINTS AND COATINGS SHALL BE IN ACCORDANCE WITH THE STANDARDS QUOTED AND SHALL BE OVER COATED AS SPECIFIED HEREIN AND/OR WITH MANUFACTURER’S INSTRUCTIONS. PAINT SCHEMES ARE IN ACCORDANCE WITH CFTO D-23-003-005/SF-002 “SPECIFICATION FOR MAINTENANCE PAINTING OF HMC SHIPS”.</p> <p>2. PRE TREATMENT, PRESERVATION AND PAINTING SHALL ONLY BE PREFORMED WITHIN THE RANGES OF TEMPERATURE AND HUMIDITY SPECIFIED IN THE MANUFACTURERS INSTRUCTIONS FOR EACH PRODUCT. NO WORK SHALL BE PREFORMED WHEN ADVERSE CLIMATIC OR DUSTY CONDITIONS PREVAIL.</p> <p>3. ALL COLOUR CODES IN THIS SCHEDULE ARE IN ACCORDANCE WITH FEDERAL STANDARD 595B COLOURS.</p> <p>4. PRIOR TO PAINT SYSTEM, APPLY ONE COAT(130 UM) OF D-28-155-001/SF-002 TYPE 1. (NOT REQUIRED ON FIBERGLASS LINING IN WET SPACES AND CLEANSING STATIONS)</p> <p>5. PERFORATED ALUMINUM SHEET USED IN CONNECTION WITH ACOUSTIC INSULATION SEE REFERENCE DRAWING NO. 1. (TOUCH UP IF REQUIRED PRIOR TO COMISSION WITH CODE C061 COLOUR AS REQUIRED)</p> <p>6. METALLIC MATERIALS USED IN FABRICATION SHALL BE SUPPLIED TO THE ASSEMBLY SITE IN A CORROSION-FREE CONDITION AND MEETING THE DIMENSIONS SPECIFIED.</p> <p>7. SURFACE PREPARATION:</p> <p>A) PRIOR TO PAINT APPLICATION, ALL STEEL STRUCTURES SHALL BE BLAST CLEANED IN ACCORDANCE WITH SPECIFICATION ANSI A159.1-1972. THE SURFACE PREPARATION SHALL BE AS DETAILED IN OTHER PARTS OF THIS SCHEDULE OR A STATED IN THE FOLLOWING NOTES.</p> <p>B) THE QUALITY CONTROL INSPECTION SHALL BE MADE DURING THE BLASTING PROCESS. SPECIFIED PRIMER SYSTEMS SHALL BE APPLIED WITH A MINIMUM OF DELAY AFTER BLASTING/CLEANUP AND SHALL BE APPLIED TO A SURFACE FINISH OF AT LEAST SSPC-SP10-2004/NACE NO.2 (SA 2 1/2)</p> <p>C) THE EXTERIOR SURFACE PREPARATION OF ALL STEEL UNITS SHALL BE BLAST CLEANED TO WHITE METAL IN ACCORDANCE WITH SECTION SSPC-SP5-2004/NACE NO.1 (SA3) OF SPECIFICATION ANSI A159. 1-1972. (MAINTAIN AT SA 2 1/2 PRIOR TO COATING).</p> <p>D) THE INTERIOR SURFACE PREPARATION OF ALL STEEL UNITS SHALL BE BLAST CLEANED TO NEAR WHITE METAL AND MAINTAINED TO STANDARD SSPC-SP10-2004/NACE NO.1 (SA 2 1/2) AT THE TIME OF PAINT APPLICATION.</p> <p>E) THE EXCEPTION TO NOTE “D” IS THE INTERIOR OF CABLE LOCKERS AND FUNNELS WHICH SHALL BE BLAST CLEANED TO WHITE METAL IN ACCORDANCE WITH SECTION SSPC-SP5-2004/NACE NO.1 (SA3).</p> <p>F) DETAILED SURFACE PREPARATION SHALL BE ELABORATED UPON IN SHIPYARD STANDARDS.</p> <p>8. UNDERWATER HULL</p> <p>A) AT UNIT STAGE – BLAST TO STANDARD SSPS-SP-5-2004/NACE NO.1 (SA3) (MAINTAIN AT SA 2 1/2) AND CLEAN (QC INSPECTION) FOLLOWED BY APPLICATION OF TWO COATS OF VINYL ANTI-CORROSIVE PRIMER, (CODE C122) .</p> <p>UNIT BUTTS REQUIRE TO BE TAPED OFF A DISTANCE OF 4” EITHER SIDE OF PROPOSED WELD. IF NOT TAPED, A DISTANCE OF 12” IS TO BE LEFT UNPAINTED.</p> <p>B) AFTER ERECTION-AREA IN WAY OF ERECTION WELDS SHALL BE POWER TOOL CLEANED AND ONE COAT OF ZINC RICH EPOXY CODE C183 (50 TO 75 MICRONS) SHALL BE APPLIED AS A HOLDING PRIMER.</p> <p>C) PRIOR TO LAUNCH, BURNED, DAMAGED AND ERECTION WELDS SHALL BE ABRASIVE BLASTED AND COATED WITH TWO COATS VINYL ANTI-CORROSIVE PRIMER, CODE C122.</p> <p>THE BOTTOM THEN WILL BE HIGH PRESSURE WASHED, ALLOWED TO DRY, THEN THREE COATS OF ANTI-FOULANT, CODE C221 APPLIED AT 100-125 MICRONS PER COAT. FIRST COAT SHALL BE BLACK, SECOND COAT RED AND THIRD BLUE.</p> <p>NOTE: AREAS BETWEEN BLOCKS SHOULD RECEIVE THREE COATS OF ANTI-FOULANT. THIS IS DONE IN PREPARATION FOR FLOATING THE SHIP.</p> <p>D) DOCKING PRIOR TO TRIALS-BOTTOM TO BE HIGH PRESSURE WASHED AND TOUCHED UP, AREAS BETWEEN BLOCKS (BLOCKS LOCATION OF PREVIOUS DOCKING) SHALL BE GIVEN SPECIAL ATTENTION BY TOUCHING UP PREVOIUS COATINGS OF VINYL ANTI-CORROSIVE PRIMER BY APPLYING TWO COATS OF CODE C122. THIS SHALL BE FOLLOWED BY THREE COATS OF ANTI-FOULANT, CODE C221 AT A DFT OF 100-125 MICRONS.</p> <p>9. BOOT TOP AREA (4400 TO 5600mm WATERLINES)</p> <p>TREAT THE SAME AS FOR UNDERWATER HULL WITH THE FOLLOWING EXCEPTION,</p> <p>A) THE FINAL TWO COATS OF ANTI-FOULANT SHALL BE BLACK IN COLOUR.</p> <p>10. PRE-DELIVERY – UNDERWATER HULL AND BOOT TOPPING EXISTING PAINT SYSTEMS SHALL BE CLEANED AND TOUCHED UP AS REQUIRED.</p> <p>11. PRIMERS OR COATINGS DAMAGED BY WELDING, ABRASION OR OTHER ABUSE SHALL BE CLEANED TO BARE METAL AND MAINTAINED BY SYSTEM TOUCH UP. INORGANIC ZINC PRIMER CODE C171 SHALL BE TOUCHED UP WITH ZINC RICH EPOXY PRIMER CODE C183.</p> <p>CLEANING AND TOUCHING UP SHALL BE CARRIED OUT IMMEDIATELY WHEN THE DAMAGE IS DISCOVERED.</p> <p>12. WEAPONS ARE RECEIVED, PAINTED AND MAY ONLY REQUIRE TOUCH-UP PRIOR TO COMMISSION.</p> <p>13. ANIT-CONDENSATION INSULATION ON STEEL BULKHEADS FROM SHELL TO 400mm MIN. INBOARD TO BE TREATED IN ACCORDANCE WITH NOTE 4 PRIOR APPLICATION OF PAINT FINISHER.</p> <p>14. PROPELLER MARKINGS LEAD SHIP ONLY IN ACCORDANCE WITH SJSJ DWG NO. 01-8315-6-2040.</p> <p>15. ALUMINUM SUPPORT STRUCTURE FOR FALSE DECKS NOT TO BE PRIMED OR PAINTED.</p> <p>16. WOOD-VARNISHED LADDERS, BOOMS, STAFFS, SPURNWATER, BOARD (ASHORE & ON BOARD)</p> <p>A) SURFACE PREPARATION: CLEANED AND SANDED, PRIMERS OR TIE COATS: SANDED BETWEEN COATS.</p> <p>B) APPLY ONE SEALER COAT TO SPECIFICATION CODE C099 THINNED 20%, THEN WOOD FILLER SPECIFICATION CODE C103 SHALL BE APPLIED TO FILL ANY INPERFECTIONS.</p> <p>C) APPLY FILLER SEALER COAT CODE C099, THINNED 10%.</p> <p>D) APPLY TWO FINISH COATS OF CODE C099.</p> <p>17. SONAR DOME FAIRING (FIBREGLASS) & SHAFTS (FIBRESLASS SHEATHED)</p> <p>A) SURFACE PREPARATION: LIGHTLY SAND WITH 120-180 WET OR DRY PAPER WIPR DOWN WITH INTERLUX 202 FIBREGLASS SOLVENT WASH.</p> <p>B) APPLY FIRST PRIMER COAT (INTERNATIONAL GELSHELD 200) APPROXIMATELY 1/2 HOUR AFTER SOLVENT WASH.</p> <p>C) APPLY SECOND PRIMER COAT (INTERGARD 264) APPROXIMATELY 2 TO 3 HOURS AFTER FIRST PRIMER COAT.</p> <p>D) APPLY THIRD PRIMER COAT (INTERGARD 263) WITHIN APPROXIMATELY 14 DAYS OF SECOND PRIMER COAT.</p> <p>E) APPLY FIRST AND SECOND FINISHER COATS OF ANTI-FOULANT AT APPROXIMATELY 24 HOURS INTERVALS FROM THIRD PRIMER COAT.</p> <p>F) APPLY THIRD COAT OF ANTI-FOULANT AT THE TIME OF DOCKING PRIOR TO TRIALS AS PER NOTE 8 ABOVE.</p> <p>18. ADD COLOUR PIGMENT TO THE FIBREGLASS RESIN AT INSTALLATION IN WET SPACES (SHIPS FFH333 & FFH336 – FFH341 ONLY) FOR DETAILS SEE REFERENCE DRAWING 1.</p> <p>19. WOODEN RAMPS FOR HATCH COAMINGS.</p> <p>A) SURFACE PREPARATION: CLEANED AND SANDED, PRIMERS OR TIE COATS. SANDED BETWEEN COATS. DO NOT SAND AFTER NON-SLIP AGGREGATE IS ADDED.</p> <p>B) APPLY ONE SEALER COAT CODE 099 THINNED 20% THEN WOOD FILLER SPECIFICATION C103 SHALL BE APPLIED TO FILL ANY IMPERFECTIONS.</p> <p>C) APPLY FILLER SEALER COAT CODE 099 THINNED 10%.</p> <p>D) APPLY ONE COAT CODE C099, AND WHILE WET SPRINKLE ON THE NON-SLIP AGGREGATE TO PROVIDE A UNIFORM ROUGHENED TEXTURE.</p> <p>E) APPLY TWO FINISH COATS CODE C099.</p> <p>20. THE MISC. SECTION ADDRESSING THE PIPING IS NOT INTENDED TO BE AN EXHAUSTIVE LIST DEFINING THE PAINTING, BUT AS A GUIDE FOR THE PAINTING OF VARIOUS METALS. PIPING, HANGERS AND SEATINGS WITHIN FUEL OIL TANKS, POTABLE WATER TANKS, BALLAST TANKS, FEED WATER TANKS, SEWAGE TANKS, BILGES, VOIDS, COFFERDAMS, INTERIORS OF TRUNKS, INTAKES AND CASINGS SHALL BE PAINTED WITH THE SAME COATING SYSTEM SPECIFIED FOR THE SPACE.</p>					





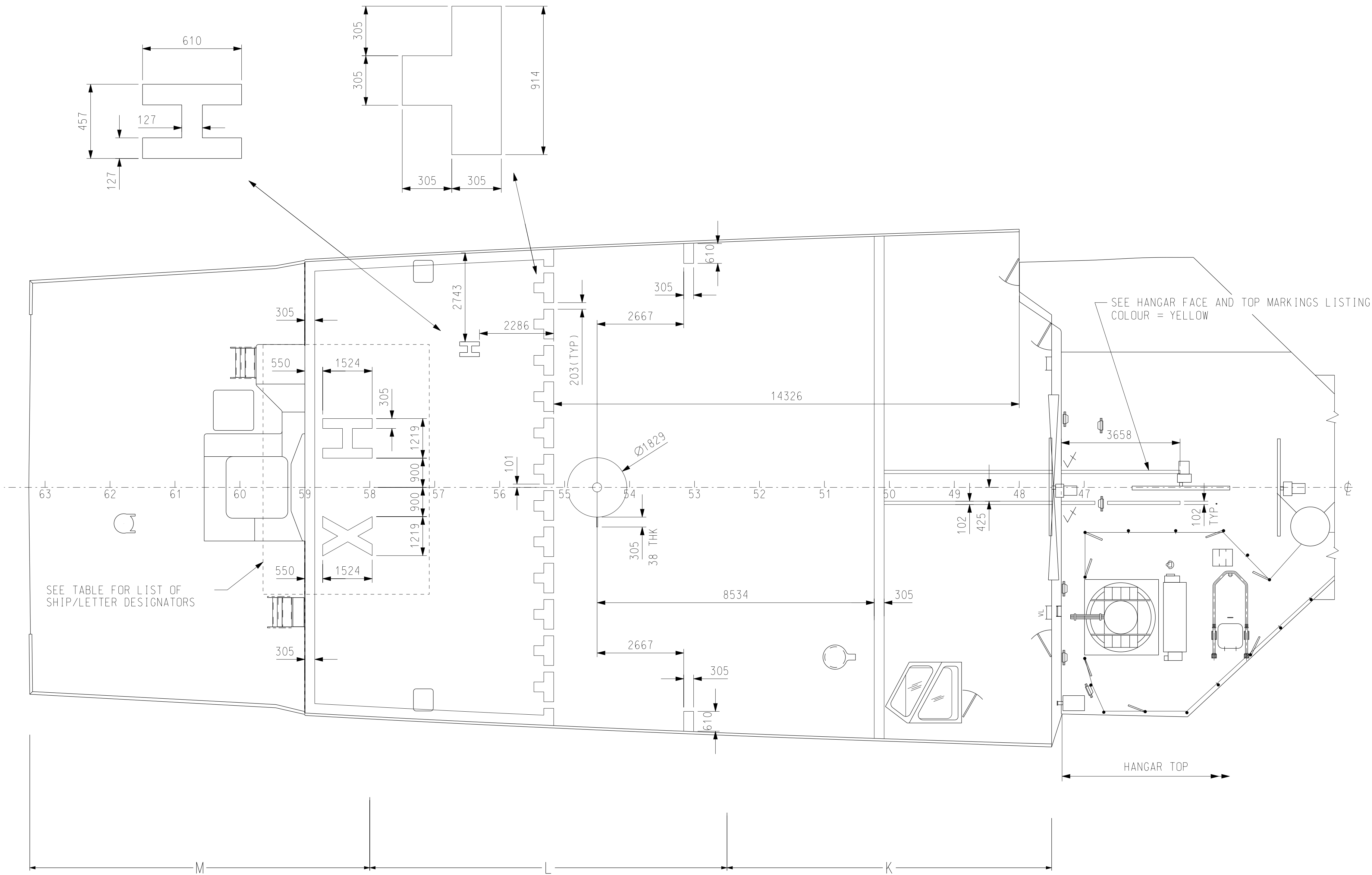




FLIGHT DECK DESIGNATORS

HULL NO.	SHIP NAME (HMCS)	SHIP/LETTER DESIGNATOR
FFH330		HX
FFH331	VANCOUVER	VR
FFH332	VILLE DE QUEBEC	VC
FFH333	TORONTO	TO
FFH334	REGINA	RA
FFH335	CALGARY	CY
FFH336	MONTREAL	ML
FFH337	FREDERICTON	FN
FFH338	WINNIPEG	WG
FFH339	CHARLOTTETOWN	CH
FFH340	ST. JOHN'S	SJ
FFH341	OTTAWA	OA

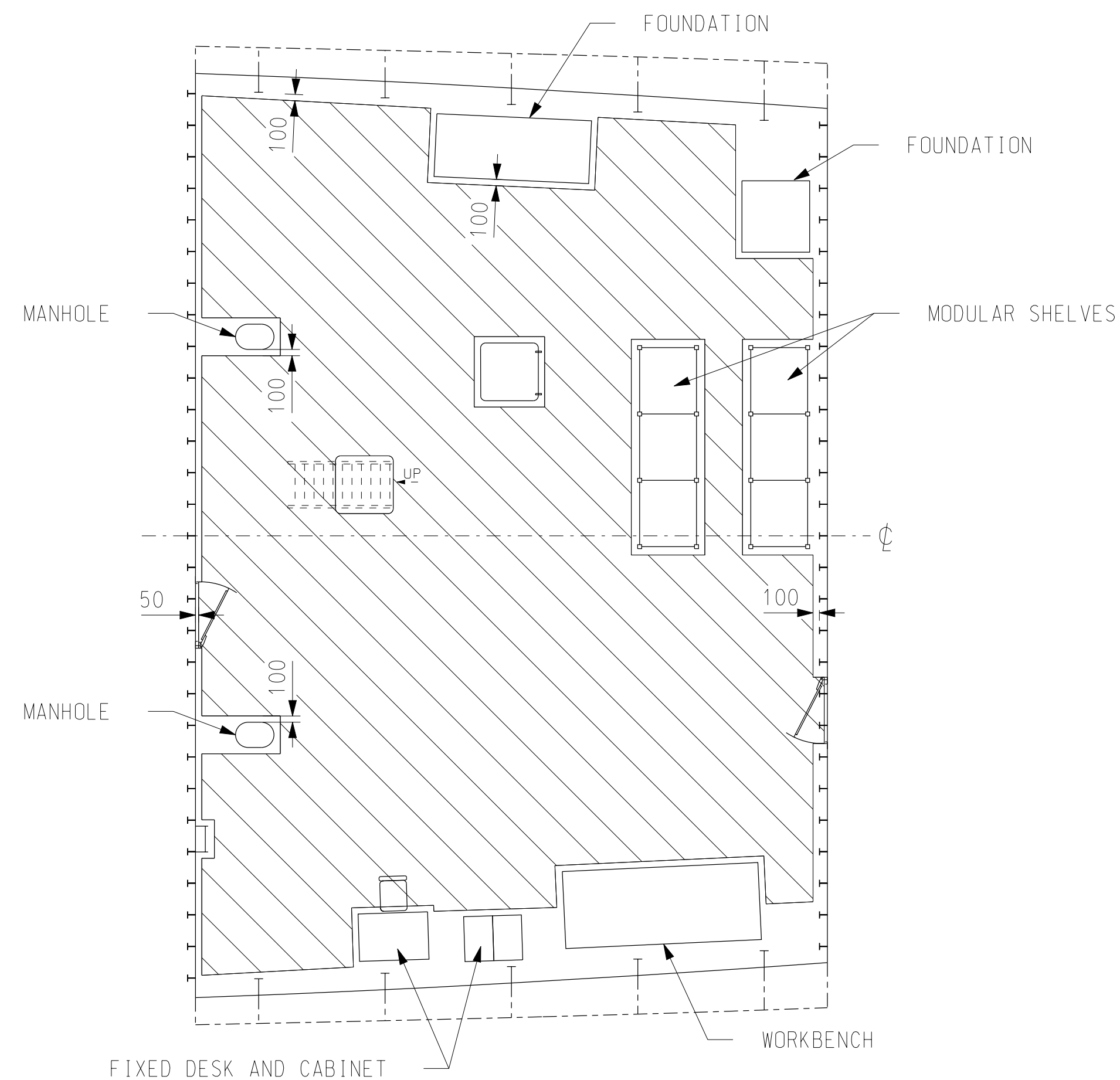
SIZE AND LOCATION OF LETTER DESIGNATORS SAME AS SHOWN ON PLAN VIEW OF NO 1 WEATHERDECK.



NO 1 WEATHERDECK
DECK MARKINGS

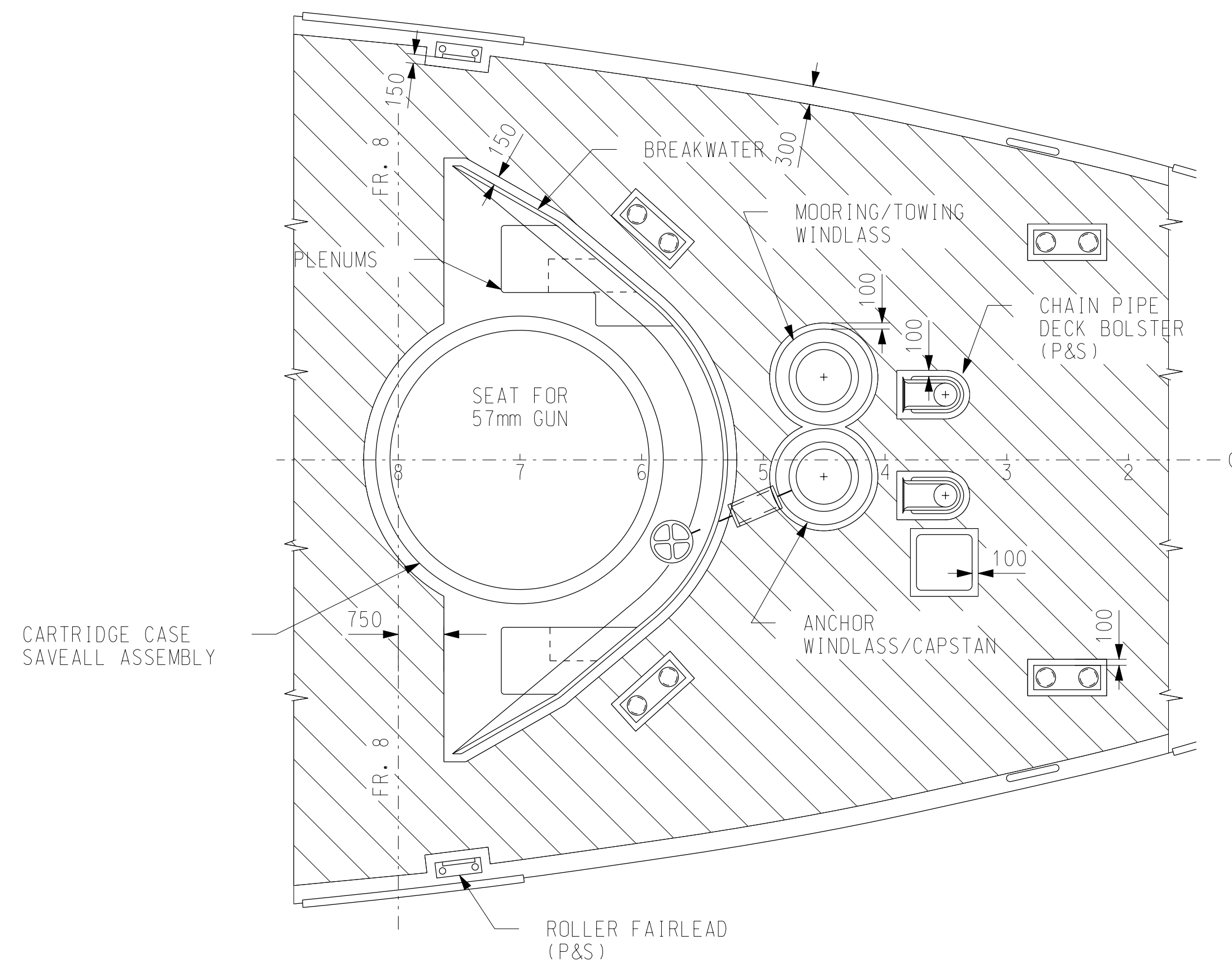
SEE "FLIGHT DECK MARKINGS" LISTING

✓ PAINT MARKINGS TO BE EXTENDED FROM HANGAR TOP/END DOWN HANGAR END INCLUDING HANGAR DOOR TO ALIGN WITH SIMILAR MARKINGS ON 1 DECK



NON-SKID PAINT LAYOUT
SAMPLE COMPARTMENT

- NOTES:
- 1) NON-SKID PAINT IS TO BE APPLIED TO ALL TRAFFIC AREAS INTERNALLY AND EXTERNALLY AS REQUIRED WITHIN THIS DOCUMENT.
 - 2) NON-SKID PAINT IS NOT TO BE APPLIED TO INACCESSIBLE OR NON TRAFFIC AREAS, FOR EXAMPLE:
WITHIN MODULAR SHELVING UNITS
WITHIN EQUIPMENT FOUNDATIONS
UNDER FIXED DESKS OR WORKBENCHES
ON TOP OF MANHOLES OR HATCHES
UNDER NON TRAFFIC AREAS OF INCLINED STARWAYS
 - 3) NON-SKID DECK PAINT SHALL NORMALLY BE TERMINATED APPROX. 100mm FROM EQUIPMENT, BULKHEADS, ETC. THIS MAY BE INCREASED OR DECREASED AS REQUIRED IN WAY OF OBSTRUCTIONS OR WHERE IT IS OBVIOUSLY NOT REQUIRED. IN WAY OF DOORS IT SHALL TERMINATE APPROX. 50mm FROM THE BULKHEAD.
 - 4) ONLY APPLY NON-SKID DECK PAINT TO TRAFFIC AREAS 750mm OR GREATER.



NON-SKID PAINT LAYOUT
SAMPLE WEATHERDECK

Title: Painting & Preservation Schedule		Dwg No: HFX-D28-396-000-01		Previous DND No. 8355538			Date: 2004-09-02	Rev: C	SHEET 11 OF 81
Quantity Litres	Specification D-23-003-005/SF-002	Description	Dry Film Thickness Per Coat	Colour	Overcoat Time		Thinner Required	NSCM No.	Remarks
					Min HR	Max			
8237	C212	PRIMER, MARINE, FOR STEEL	AS PER MANUFACTURER RECOMMENDATION				AS PER MANUFACTURER RECOMMENDATION		
7728	C061	ENAMEL, ALKYD MARINE, EXTERIOR	AS PER MANUFACTURER RECOMMENDATION	WHITE 27925			AS PER MANUFACTURER RECOMMENDATION		
945	C061	ENAMEL, ALKYD MARINE, EXTERIOR	AS PER MANUFACTURER RECOMMENDATION	GREY 27880			AS PER MANUFACTURER RECOMMENDATION		
272	C061	ENAMEL, ALKYD MARINE, EXTERIOR	AS PER MANUFACTURER RECOMMENDATION	GREY 27880			AS PER MANUFACTURER RECOMMENDATION		
360	C061	ENAMEL, ALKYD MARINE, EXTERIOR	AS PER MANUFACTURER RECOMMENDATION	GREY 27886			AS PER MANUFACTURER RECOMMENDATION		
268	C061	ENAMEL, ALKYD MARINE, EXTERIOR	AS PER MANUFACTURER RECOMMENDATION	GREY 27875			AS PER MANUFACTURER RECOMMENDATION		
113	C061	ENAMEL, ALKYD MARINE, EXTERIOR	AS PER MANUFACTURER RECOMMENDATION	GREEN 24585			AS PER MANUFACTURER RECOMMENDATION		
34	C061	ENAMEL, ALKYD MARINE, EXTERIOR	AS PER MANUFACTURER RECOMMENDATION	GREEN 24670			AS PER MANUFACTURER RECOMMENDATION		
30	C061	ENAMEL, ALKYD MARINE, EXTERIOR	AS PER MANUFACTURER RECOMMENDATION	GREEN 17220			AS PER MANUFACTURER RECOMMENDATION		
110	C061	ENAMEL, ALKYD MARINE, EXTERIOR	AS PER MANUFACTURER RECOMMENDATION	GREEN 24664			AS PER MANUFACTURER RECOMMENDATION		
1807	C061	ENAMEL, ALKYD MARINE, EXTERIOR	AS PER MANUFACTURER RECOMMENDATION	GREY 16480			AS PER MANUFACTURER RECOMMENDATION		
720	C061	ENAMEL, ALKYD MARINE, EXTERIOR	AS PER MANUFACTURER RECOMMENDATION	GREY 16076			AS PER MANUFACTURER RECOMMENDATION		
4	C061	ENAMEL, ALKYD MARINE, EXTERIOR	AS PER MANUFACTURER RECOMMENDATION	RED 11310			AS PER MANUFACTURER RECOMMENDATION		
21	C061	ENAMEL, ALKYD MARINE, EXTERIOR	AS PER MANUFACTURER RECOMMENDATION	RED 11350			AS PER MANUFACTURER RECOMMENDATION		
20	C061	ENAMEL, ALKYD MARINE, EXTERIOR	AS PER MANUFACTURER RECOMMENDATION	BLACK 17038			AS PER MANUFACTURER RECOMMENDATION		
4	C061	ENAMEL, ALKYD MARINE, EXTERIOR	AS PER MANUFACTURER RECOMMENDATION	GREEN 14062			AS PER MANUFACTURER RECOMMENDATION		
60	C061	ENAMEL, ALKYD MARINE, EXTERIOR	AS PER MANUFACTURER RECOMMENDATION	GREEN 14120			AS PER MANUFACTURER RECOMMENDATION		
22	C061	ENAMEL, ALKYD MARINE, EXTERIOR	AS PER MANUFACTURER RECOMMENDATION	WHITE 17925			AS PER MANUFACTURER RECOMMENDATION		
4	C061	ENAMEL, ALKYD MARINE, EXTERIOR	AS PER MANUFACTURER RECOMMENDATION	ORANGE 12473			AS PER MANUFACTURER RECOMMENDATION		
5	C061	ENAMEL, ALKYD MARINE, EXTERIOR	AS PER MANUFACTURER RECOMMENDATION	BLUE 15052			AS PER MANUFACTURER RECOMMENDATION		
4	C061	ENAMEL, ALKYD MARINE, EXTERIOR	AS PER MANUFACTURER RECOMMENDATION	YELLOW 13538			AS PER MANUFACTURER RECOMMENDATION		
722	C076	ENAMEL, HEAT RESISTANT, EXTERIOR	AS PER MANUFACTURER RECOMMENDATION	GREY 16480			AS PER MANUFACTURER RECOMMENDATION		
210	C076	ENAMEL, HEAT RESISTANT, EXTERIOR	AS PER MANUFACTURER RECOMMENDATION	BLACK 17038			AS PER MANUFACTURER RECOMMENDATION		
20		ENAMEL, ALKYD, AIR DRY SEMI-GLOSS, TYPE I	AS PER MANUFACTURER RECOMMENDATION				AS PER MANUFACTURER RECOMMENDATION		COLOURS TO BE DETERMINED
45	C0100	PAINT, INTERIOR, LATEX TYPE, SATIN FINISH	AS PER MANUFACTURER RECOMMENDATION				AS PER MANUFACTURER RECOMMENDATION		
6823	C213	COATING COMPOUND, VINYL PRETREATMENT FOR METALS (VINYL WASH PRIMER)	AS PER MANUFACTURER RECOMMENDATION				AS PER MANUFACTURER RECOMMENDATION		
3280	C122	PRIMER, VINYL, ANTI-CORROSIVE, TYPE III	AS PER MANUFACTURER RECOMMENDATION				AS PER MANUFACTURER RECOMMENDATION		
180	C221	COATING, ANTIFOULING	AS PER MANUFACTURER RECOMMENDATION	BLACK			AS PER MANUFACTURER RECOMMENDATION		REFER TO D-23-003-005/SF-002 CODE 221 FOR COLORS

Title: Painting & Preservation Schedule		Dwg No: HFX-D28-396-000-01		Previous DND No. 8355538			Date: 2004-09-02	Rev: C	SHEET 12 OF 81
Quantity Litres	Specification D-23-003-005/SF-002	Description	Dry Film Thickness Per Coat	Colour	Overcoat Time		Thinner Required	NSCM No.	Remarks
					Min HR	Max			
2004	C221	COATING, ANTIFOULING	AS PER MANUFACTURER RECOMMENDATION	PLUM			AS PER MANUFACTURER RECOMMENDATION		REFER TO D-23-003-005/SF-002 CODE 221 FOR COLORS
939	C221	COATING, ANTIFOULING	AS PER MANUFACTURER RECOMMENDATION	PINK			AS PER MANUFACTURER RECOMMENDATION		REFER TO D-23-003-005/SF-002 CODE 221 FOR COLORS
90	C212	PRIMER, ZINC CHORMATE, LOW MOISTURE SENSITIVITY	AS PER MANUFACTURER RECOMMENDATION				AS PER MANUFACTURER RECOMMENDATION		
35	C143	PAINT, ALUMINUM, HEAT RESISTANT, SILICONE ALKYD	AS PER MANUFACTURER RECOMMENDATION				AS PER MANUFACTURER RECOMMENDATION		
160	C146	COATING, EPOXY INTERIOR, COLD CURED, GLOSS, TYPE II	AS PER MANUFACTURER RECOMMENDATION	WHITE			AS PER MANUFACTURER RECOMMENDATION		
30	C146	COATING, EPOXY INTERIOR, COLD CURED, GLOSS, TYPE II	AS PER MANUFACTURER RECOMMENDATION	GREY 27880			AS PER MANUFACTURER RECOMMENDATION		
7830		ASTERPIOL "P" J8 CODE 060008	AS PER MANUFACTURER RECOMMENDATION				AS PER MANUFACTURER RECOMMENDATION		
160	C165	PRIMER, COATING, EPOXY, COLD CURING, FOR FERROUS METALS, TYPE I	AS PER MANUFACTURER RECOMMENDATION	RED			AS PER MANUFACTURER RECOMMENDATION		
4315	C171	COATING COMPOUND, INORGANIC ZINC, TYPE I, CLASS A	AS PER MANUFACTURER RECOMMENDATION				AS PER MANUFACTURER RECOMMENDATION		
1979	C183	PRIMER, COATING, ZINC RICH EPOXY	AS PER MANUFACTURER RECOMMENDATION				AS PER MANUFACTURER RECOMMENDATION		
702	C200	DECK COATING, NON-SLIP, POLYURETHANE	AS PER MANUFACTURER RECOMMENDATION	GREEN 34090			AS PER MANUFACTURER RECOMMENDATION		
3453	C200	DECK COATING, NON-SLIP, POLYURETHANE	AS PER MANUFACTURER RECOMMENDATION	GREY 36076			AS PER MANUFACTURER RECOMMENDATION		
2400		COATING, INTERGARD, EXB 000/EXA 008	AS PER MANUFACTURER RECOMMENDATION	WHITE			AS PER MANUFACTURER RECOMMENDATION		
2300		COATING, INTERGARD, EXB 000/EXA 008	AS PER MANUFACTURER RECOMMENDATION	GREY			AS PER MANUFACTURER RECOMMENDATION		
4457	C207	COATING, TWO COMPONENT, EPOXY OR MODIFIED EPOXY	AS PER MANUFACTURER RECOMMENDATION	BUFF			AS PER MANUFACTURER RECOMMENDATION		
4452	C207	COATING, TWO COMPONENT, EPOXY OR MODIFIED EPOXY	AS PER MANUFACTURER RECOMMENDATION	OFF-WHITE			AS PER MANUFACTURER RECOMMENDATION		
2320	C072	COATING. COMPOUND, LAGGING, FIRE RESISTANT, TYPE I	AS PER MANUFACTURER RECOMMENDATION				AS PER MANUFACTURER RECOMMENDATION		
26	CU 471068	COATING, INTERLUX TBTF	AS PER MANUFACTURER RECOMMENDATION	WHITE			AS PER MANUFACTURER RECOMMENDATION		
20	C050	TECTYL 502C	AS PER MANUFACTURER RECOMMENDATION				AS PER MANUFACTURER RECOMMENDATION		
40	5769	RUST-O-CRYLIC	AS PER MANUFACTURER RECOMMENDATION				AS PER MANUFACTURER RECOMMENDATION		RUST OLEUM CORPORATION, SEE NOTE 4
28	C099	VARNISH, PHENOLIC RESIN, EXTERIOR MARINE	AS PER MANUFACTURER RECOMMENDATION				AS PER MANUFACTURER RECOMMENDATION		SHT 3, NOTE 18
5KG	C103	FILLER, WOOD PASTE	AS PER MANUFACTURER RECOMMENDATION				AS PER MANUFACTURER RECOMMENDATION		SHT 3, NOTE 18
10		PRIMER, FIBREGLASS, INTERLUX 200	AS PER MANUFACTURER RECOMMENDATION				AS PER MANUFACTURER RECOMMENDATION		
17	C207	COATING, EPOXY, HIGH SOLID	AS PER MANUFACTURER RECOMMENDATION				AS PER MANUFACTURER RECOMMENDATION		
24		COATING, MODIFIED EPOXY, TIECOAT, INTERGARD 263	AS PER MANUFACTURER RECOMMENDATION				AS PER MANUFACTURER RECOMMENDATION		
20	5269	RUST-O-CRYLIC	AS PER MANUFACTURER RECOMMENDATION	RED			AS PER MANUFACTURER RECOMMENDATION		RUST OLEUM CORPORATION SEE NOTE 5
10	COMM	PAINT, ALKYD FLAT	AS PER MANUFACTURER RECOMMENDATION	BLACK			AS PER MANUFACTURER RECOMMENDATION		
20	C177	COATING PLASTIC POLYURETHANE GLOSS	AS PER MANUFACTURER RECOMMENDATION	YELLOW 13655			AS PER MANUFACTURER RECOMMENDATION		

Title: Painting & Preservation Schedule		Dwg No: HFX-D28-396-000-01		Previous DND No. 8355538			Date: 2004-09-02	Rev: C	SHEET 13 OF 81
Quantity Litres	Specification D-23-003-005/SF-002	Description	Dry Film Thickness Per Coat	Colour	Overcoat Time		Thinner Required	NSCM No.	Remarks
					Min HR	Max			
30	C177	COATING PLASTIC POLYURETHANE GLOSS	AS PER MANUFACTURER RECOMMENDATION	WHITE 17925			AS PER MANUFACTURER RECOMMENDATION		
25	C177	COATING PLASTIC POLYURETHANE GLOSS	AS PER MANUFACTURER RECOMMENDATION	RED			AS PER MANUFACTURER RECOMMENDATION		
20	C177	COATING PLASTIC POLYURETHANE GLOSS	AS PER MANUFACTURER RECOMMENDATION	BLACK			AS PER MANUFACTURER RECOMMENDATION		
4		AGGREGATE, NON-SLIP, GRANULAR, ORG. ABRSV	AS PER MANUFACTURER RECOMMENDATION				AS PER MANUFACTURER RECOMMENDATION		INTERNATIONAL PAINT (CANADA) LTD.
5		PRIMER, INTERGARD 251	AS PER MANUFACTURER RECOMMENDATION				AS PER MANUFACTURER RECOMMENDATION		INTERNATIONAL PAINT (CANADA) LTD.
5		FINISH COAT, INTERGARD 740	AS PER MANUFACTURER RECOMMENDATION	GREY 16480			AS PER MANUFACTURER RECOMMENDATION		INTERNATIONAL PAINT (CANADA) LTD.
20		PRIMER, CEILCOTE 370 HT	AS PER MANUFACTURER RECOMMENDATION	ORANGE			AS PER MANUFACTURER RECOMMENDATION		SEE NOTE 6
25		CEILCOTE 322 FLAKELINE	AS PER MANUFACTURER RECOMMENDATION	TAN			AS PER MANUFACTURER RECOMMENDATION		SEE NOTE 6
25		CEILCOTE 322 FLAKELINE	AS PER MANUFACTURER RECOMMENDATION	WHITE			AS PER MANUFACTURER RECOMMENDATION		SEE NOTE 6
19		ACRYLIC COATING		WHITE			AS PER MANUFACTURER RECOMMENDATION		MFG PART # 40-0200 SERIES

- NOTES:
1. "FILL & DRAIN" PRODUCT. 7830 L REQUIRED PER LEAD SHIP (HULL FFH330-FFH332), FOLLOWSHIPS REQUIRE 300L FOR TOP UP
 2. OVERCOAT TIME - 10 DAYS-EXTERIOR, INDEFINITE-INTERIOR
 3. OVERCOAT TIME - 3 MONTHS-EXTERIOR, 12 MONTHS-INTERIOR
 4. HULL FFH330-FFH332 ONLY
 5. HULL FFH333-FFH341 ONLY
 6. HULL FFH332-FFH341 ONLY

Title: Painting & Preservation Schedule			Dwg No: HFX-D28-396-000-01			Previous DND No. 8355538			Date: 2004-09-02			Rev: C				SHEET 15 OF 81	
Compartment			Surface	Inorganic Zinc Primer C171		Primer			Deck Covering/ Insulation	Ref Note	Finisher				Colour	Remarks	
				1st Coat µm	2nd Coat µm	Spec	1st Coat µm	2nd Coat µm			Spec	1st Coat µm	2nd Coat µm	3rd Coat µm			
Name	DCZ	Area M²															
VOID	6A	57.1	ALL INTERIOR SURFACES												TWICE FILLED AND DRAINED WITH ASTERPIOL 'P' J8 ALLOWING 24 HOURS BETWEEN COATS		
SALTWATER BALLAST/STANDBY DFO TANK #1	6B	104.3	ALL INTERIOR SURFACES								C193	125		GREY			
SALTWATER BALLAST/STANDBY DFO TANK #1	6B	104.3	ALL INTERIOR SURFACES								C193		125	WHITE			
DFO TANK NO.1	6C1	116.0	ALL INTERIOR SURFACES								C193	125		GREY			
DFO TANK NO.1	6C1	116.0	ALL INTERIOR SURFACES								C193		125	WHITE			
DFO TANK NO.2	6C2	116.0	ALL INTERIOR SURFACES								C193	125		GREY			
DFO TANK NO.2	6C2	116.0	ALL INTERIOR SURFACES								C193		125	WHITE			
SPEED LOG TRANSDUCER SPACE	6CB0	20.8	ALL INTERIOR SURFACES								C207	See Remarks		BUFF	D.F.T. PER COAT IS 125-150 MICRONS		
SPEED LOG TRANSDUCER SPACE	6CB0	20.8	ALL INTERIOR SURFACES								C207		See Remarks	OFF-WHITE	D.F.T. PER COAT IS 125-150 MICRONS		
SONAR TRUNK	6DA0	5.7	ST DECK								C413	Manufact urer			SEE OTHERS FOR DECK COVERING		
SONAR TRUNK	6DA0	5.7	ST DECK								C413		Manufact urer				
SONAR TRUNK	6DA0	5.7	ST DECK								C200			36076	4th COAT OF FINISHER APPLIED THE SAME AS 3rd COAT		
SONAR TRUNK	6DA0	5.7	DECKHEAD								C212	40	40	RED	SEE OTHERS FOR INSULATION.		
SONAR TRUNK	6DA0	5.7	DECKHEAD								C061		40	27925	SEE OTHERS FOR INSULATION.		
SONAR TRUNK	6DA0	8.6	FORWARD							NOTE 4	C212	40	40	RED	SEE OTHERS FOR INSULATION. 4th COAT OF FINISHER APPLIED THE SAME AS 3rd COAT.		
SONAR TRUNK	6DA0	8.6	FORWARD							NOTE 4	C061		40	27925	SEE OTHERS FOR INSULATION. 4th COAT OF FINISHER APPLIED THE SAME AS 3rd COAT.		
SONAR TRUNK	6DA0	8.6	AFT							NOTE 4	C212	40	40	RED	SEE OTHERS FOR INSULATION.		
SONAR TRUNK	6DA0	8.6	AFT							NOTE 4	C061		40	27925	SEE OTHERS FOR INSULATION.		
SONAR TRUNK	6DA0	9.4	PORT							NOTE 4	C212	40	40	RED	SEE OTHERS FOR INSULATION.		
SONAR TRUNK	6DA0	9.4	PORT							NOTE 4	C061		40	27925	SEE OTHERS FOR INSULATION.		
SONAR TRUNK	6DA0	9.4	STBD							NOTE 4	C212	40	40	RED	SEE OTHERS FOR INSULATION.		
SONAR TRUNK	6DA0	9.4	STBD							NOTE 4	C061		40	27925	SEE OTHERS FOR INSULATION.		
SONAR TRUNK	6DA0	5.7	OTHERS								C061	40	40	27925	DECK COVERING		
SONAR TRUNK	6DA0	5.7	OTHERS								C061	40	40	27925	INSULATION		
DFO TANK NO.3	6DA1	71.4	ALL INTERIOR SURFACES								C193	125		BUFF			
DFO TANK NO.3	6DA1	71.4	ALL INTERIOR SURFACES								C193		125	WHITE			
DFO TANK NO.4	6DA2	71.4	ALL INTERIOR SURFACES								C193	125		BUFF			

Title: Painting & Preservation Schedule			Dwg No: HFX-D28-396-000-01			Previous DND No. 8355538		Date: 2004-09-02			Rev: C				SHEET 16 OF 81	
Compartment			Surface	Inorganic Zinc Primer C171		Primer			Deck Covering/ Insulation	Ref Note	Finisher				Colour	Remarks
				1st Coat µm	2nd Coat µm	Spec	1st Coat µm	2nd Coat µm			Spec	1st Coat µm	2nd Coat µm	3rd Coat µm		
Name	DCZ	Area M²														
DFO TANK NO.4	6DA2	71.4	ALL INTERIOR SURFACES								C193	125	125		FIRST COAT OFF-WHITE, SECOND COAT WHITE	
DFO TANK NO.5	6DZ1	212.2	ALL INTERIOR SURFACES								C193	125	125		FIRST COAT OFF-WHITE, SECOND COAT WHITE	
DFO TANK NO.5	6DZ1	212.2	ALL INTERIOR SURFACES								C193	125	125		FIRST COAT OFF-WHITE, SECOND COAT WHITE	
DFO TANK NO.6	6DZ2	212.2	ALL INTERIOR SURFACES								C193	125	125		FIRST COAT OFF-WHITE, SECOND COAT WHITE	
DFO TANK NO.6	6DZ2	212.2	ALL INTERIOR SURFACES								C193	125	125		FIRST COAT OFF-WHITE, SECOND COAT WHITE	
DFO TANK NO.7	6E1	193.8	ALL INTERIOR SURFACES								C193	125	125		FIRST COAT OFF-WHITE, SECOND COAT WHITE	
DFO TANK NO.7	6E1	193.8	ALL INTERIOR SURFACES								C193	125	125		FIRST COAT OFF-WHITE, SECOND COAT WHITE	
DFO TANK NO.8	6E2	193.8	ALL INTERIOR SURFACES								C193	125	125		FIRST COAT OFF-WHITE, SECOND COAT WHITE	
DFO TANK NO.8	6E2	193.8	ALL INTERIOR SURFACES								C193	125	125		FIRST COAT OFF-WHITE, SECOND COAT WHITE	
FER INTAKES(3 DECK TO 1 DECK)	6F	24.9	DECKHEAD (UNDER 1 DECK)	76		C045	40				C076	30	30		26480	
FER INTAKES(3 DECK TO 1 DECK)	6F	37.4	FORWARD	76					INSULATION	NOTE 5					26480	
FER INTAKES(3 DECK TO 1 DECK)	6F	37.4	AFT	76					INSULATION	NOTE 5					26480	
FER INTAKES(3 DECK TO 1 DECK)	6F	32.2	PORT	76					INSULATION	NOTE 5					26480	
FER INTAKES(3 DECK TO 1 DECK)	6F	32.2	STBD	76					INSULATION	NOTE 5					26480	
FER UPTAKES(3 DECK TO G.T. FLAT 13200 ABL)	6F	10.2	ST DECK (3 DECK)	76		C045	40				C076	30	30		26480	
FER UPTAKES(3 DECK TO G.T. FLAT 13200 ABL)	6F	10.2	ST DECK (2 DECK)	76		C045	40				C076	30	30		26480	
FER UPTAKES(3 DECK TO G.T. FLAT 13200 ABL)	6F	18.7	ST DECK (1 DECK)	76		C045	40				C076	30	30		26480	
FER UPTAKES(3 DECK TO G.T. FLAT 13200 ABL)	6F	34.1	DECKHEAD (UNDER G.T. FLAT)	76					INSULATION		C076	30	30		26480	
FER UPTAKES(3 DECK TO G.T. FLAT 13200 ABL)	6F	20.2	DECKHEAD (UNDER 1 DECK)	76					INSULATION		C076	30	30		26480	
FER UPTAKES(3 DECK TO G.T. FLAT 13200 ABL)	6F	11.0	DECKHEAD (UNDER 2 DECK)	76					INSULATION		C076	30	30		26480	
FER UPTAKES(3 DECK TO G.T. FLAT 13200 ABL)	6F	49.9	FORWARD	76					INSULATION	NOTE 5					26480	
FER UPTAKES(3 DECK TO G.T. FLAT 13200 ABL)	6F	89.1	AFT	76					INSULATION	NOTE 5					26480	
FER UPTAKES(3 DECK TO G.T. FLAT 13200 ABL)	6F	34.1	PORT	76					INSULATION	NOTE 5					26480	
FER UPTAKES(3 DECK TO G.T. FLAT 13200 ABL)	6F	34.1	STBD	76					INSULATION	NOTE 5					26480	
FORWARD ENGINE ROOM	6F	239.9	ST DECK								C207	See Remarks			BUFF/WHITE OR OFF WHITE UP TO NO.19 SHELL LONG'L. D.F.T. PER COAT IS 125-150 MICRONS. REDUCE D.F.T. BEHIND FLUSH MOUNTED INSULATION TO 2 COATS 75-100 MICRONS	

Title: Painting & Preservation Schedule			Dwg No: HFX-D28-396-000-01			Previous DND No. 8355538			Date: 2004-09-02			Rev: C				SHEET 17 OF 81	
Compartment			Surface	Inorganic Zinc Primer C171		Primer			Deck Covering/ Insulation	Ref Note	Finisher				Colour	Remarks	
				1st Coat µm	2nd Coat µm	Spec	1st Coat µm	2nd Coat µm			Spec	1st Coat µm	2nd Coat µm	3rd Coat µm			
Name	DCZ	Area M²															
FORWARD ENGINE ROOM	6F	239.9	ST DECK								C207		See Remarks		UP TO NO.19 SHELL LONG'L. D.F.T. PER COAT IS 125-150 MICRONS. REDUCE D.F.T. BEHIND FLUSH MOUNTED INSULATION TO 2 COATS 75-100 MICRONS		
FORWARD ENGINE ROOM	6F	253.0	DECKHEAD			C212	36	36	INSULATION		C061	30	30		WHITE 27925		
FORWARD ENGINE ROOM	6F	72.2	FORWARD			C212	36	36	INSULATION	NOTE 5					WHITE 27925		
FORWARD ENGINE ROOM	6F	72.2	AFT			C212	36	36	INSULATION	NOTE 5					WHITE 27925		
FORWARD ENGINE ROOM	6F	121.5	PORT			C212	36	36	INSULATION	NOTE 5					WHITE 27925		
FORWARD ENGINE ROOM	6F	121.5	STBD			C212	36	36	INSULATION	NOTE 5					WHITE 27925		
FORWARD ENGINE ROOM	6F	369.0	SHELL EXT	76		C045	40				C411	30	30	30	GREY 26480		
FORWARD ENGINE ROOM	6F	N/A	OTHERS								C207	See Remarks			ABOVE BOOT TOP		
FORWARD ENGINE ROOM	6F	N/A	OTHERS								C207		See Remarks		DECK ENCLOSED BY SEATS. D.F.T. PER COAT IS 125-150 MICRONS		
FORWARD ENGINE ROOM	6F	N/A	OTHERS			C212	36	36			C061	30	30		DECK ENCLOSED BY SEATS. D.F.T. PER COAT IS 125-150 MICRONS		
FORWARD ENGINE ROOM	6F	N/A	OTHERS								C061	30	30		DECKHEAD STIFFENING CLEAR OF INSULATION		
CBRN CONTAMINATION COLLECTION TANK	6FA1	19.8	ALL INTERIOR SURFACES								C207	See Remarks			D.F.T. PER COAT IS 125-150 MICRONS		
CBRN CONTAMINATION COLLECTION TANK	6FA1	19.8	ALL INTERIOR SURFACES								C207		See Remarks		D.F.T. PER COAT IS 125-150 MICRONS		
OIL WATER COLLECTION TANK	6FA2	49.4	ALL INTERIOR SURFACES								C193	125					
OIL WATER COLLECTION TANK	6FA2	49.4	ALL INTERIOR SURFACES								C193		125				
RECOVERED OIL TANK	6FA3	32.2	ALL INTERIOR SURFACES								C193	125					
RECOVERED OIL TANK	6FA3	32.2	ALL INTERIOR SURFACES								C193		125				
LUBE OIL STORAGE TANK NO.1	6FZ1	29.9	ALL INTERIOR SURFACES								C193	125					
LUBE OIL STORAGE TANK NO.1	6FZ1	29.9	ALL INTERIOR SURFACES								C193		125				
LUBE OIL STORAGE TANK NO.2	6FZ2	29.9	ALL INTERIOR SURFACES								C193	125					
LUBE OIL STORAGE TANK NO.2	6FZ2	29.9	ALL INTERIOR SURFACES								C193		125				
AER CASING(3 DECK TO 1 DECK)	6G	3.5	ST DECK (3 DECK)	76		C045	40				C076	30	30				
AER CASING(3 DECK TO 1 DECK)	6G	8.4	ST DECK (2 DECK)	76		C045	40				C076	30	30				
AER CASING(3 DECK TO 1 DECK)	6G	16.9	DECKHEAD (UNDER 1 DECK)	76					INSULATION		C076	30	30				
AER CASING(3 DECK TO 1 DECK)	6G	9.1	DECKHEAD (UNDER 2 DECK)	76					INSULATION		C076	30	30				
AER CASING(3 DECK TO 1 DECK)	6G	37.0	FORWARD	76					INSULATION	NOTE 5							
AER CASING(3 DECK TO 1 DECK)	6G	41.9	AFT	76					INSULATION	NOTE 5							
AER CASING(3 DECK TO 1 DECK)	6G	32.0	PORT	76					INSULATION	NOTE 5							
AER CASING(3 DECK TO 1 DECK)	6G	32.0	STBD	76					INSULATION	NOTE 5							

Title: Painting & Preservation Schedule			Dwg No: HFX-D28-396-000-01			Previous DND No. 8355538		Date: 2004-09-02			Rev: C				SHEET 18 OF 81	
Compartment			Surface	Inorganic Zinc Primer C171		Primer			Deck Covering/ Insulation	Ref Note	Finisher				Colour	Remarks
				1st Coat µm	2nd Coat µm	Spec	1st Coat µm	2nd Coat µm			Spec	1st Coat µm	2nd Coat µm	3rd Coat µm		
Name	DCZ	Area M²														
AFT ENGINE ROOM	6G	141.9	ST DECK								C207	See Remarks			BUFF	UP TO NO.19 SHELL LONG'L. D.F.T. PER COAT IS 125-150 MICRONS. REDUCE D.F.T. BEHIND FLUSH MOUNTED INSULATION TO 2 COATS 75-100 MICRONS
AFT ENGINE ROOM	6G	141.9	ST DECK								C207		See Remarks		OFF-WHITE	UP TO NO.19 SHELL LONG'L. D.F.T. PER COAT IS 125-150 MICRONS. REDUCE D.F.T. BEHIND FLUSH MOUNTED INSULATION TO 2 COATS 75-100 MICRONS
AFT ENGINE ROOM	6G	174.2	DECKHEAD			C212	36	36	INSULATION		C061	30	30		WHITE 27925	
AFT ENGINE ROOM	6G	83.0	FORWARD			C212	36	36	INSULATION	NOTE 5					WHITE 27925	
AFT ENGINE ROOM	6G	83.0	AFT			C212	36	36	INSULATION	NOTE 5					WHITE 27925	
AFT ENGINE ROOM	6G	58.9	PORT			C212	36	36	INSULATION	NOTE 5					WHITE 27925	
AFT ENGINE ROOM	6G	58.9	STBD			C212	36	36	INSULATION	NOTE 5					WHITE 27925	
AFT ENGINE ROOM	6G	220.6	SHELL EXT	76		C045	40				C411	30	30	30	GREY 26480	ABOVE BOOT TOP
AFT ENGINE ROOM	6G	N/A	OTHERS								C207	See Remarks			BUFF	DECK ENCLOSED BY SEATS. D.F.T. PER COAT IS 125-150 MICRONS
AFT ENGINE ROOM	6G	N/A	OTHERS								C207		See Remarks		OFF-WHITE	DECK ENCLOSED BY SEATS. D.F.T. PER COAT IS 125-150 MICRONS
AFT ENGINE ROOM	6G	N/A	OTHERS			C212	36	36			C061	30	30		WHITE 27925	DECKHEAD STIFFENING CLEAR OF INSULATION
LUBE OIL DRAIN TANK	6GZ0	21.0	ALL INTERIOR SURFACES								C193	125			GREY	
LUBE OIL DRAIN TANK	6GZ0	21.0	ALL INTERIOR SURFACES								C193		125		WHITE	
DFO SETTLING TANK NO.1	6H1	100.3	ALL INTERIOR SURFACES								C193	125			GREY	
DFO SETTLING TANK NO.1	6H1	100.3	ALL INTERIOR SURFACES								C193		125		WHITE	
DFO SETTLING TANK NO.2	6H2	100.3	ALL INTERIOR SURFACES								C193	125			GREY	
DFO SETTLING TANK NO.2	6H2	100.3	ALL INTERIOR SURFACES								C193		125		WHITE	
JP5 TANK NO.1	6KA1	127.9	ALL INTERIOR SURFACES								C193	125			GREY	
JP5 TANK NO.1	6KA1	127.9	ALL INTERIOR SURFACES								C193		125		WHITE	
JP5 TANK NO.2	6KA2	127.9	ALL INTERIOR SURFACES								C193	125			GREY	
JP5 TANK NO.2	6KA2	127.9	ALL INTERIOR SURFACES								C193		125		WHITE	
DFO TANK NO.11	6KZ1	227.8	ALL INTERIOR SURFACES								C193	125			GREY	
DFO TANK NO.11	6KZ1	227.8	ALL INTERIOR SURFACES								C193		125		WHITE	
DFO TANK NO.10	6KZ2	227.8	ALL INTERIOR SURFACES								C193	125			GREY	
DFO TANK NO.10	6KZ2	227.8	ALL INTERIOR SURFACES								C193		125		WHITE	
SALTWATER BALLAST TANK NO. 2/STANDBY DFO TANK NO. 2	6LB	217.1	ALL INTERIOR SURFACES								C193	125			GREY	

Title: Painting & Preservation Schedule			Dwg No: HFX-D28-396-000-01			Previous DND No. 8355538			Date: 2004-09-02			Rev: C				SHEET 19 OF 81	
Compartment			Surface	Inorganic Zinc Primer C171		Primer			Deck Covering/ Insulation	Ref Note	Finisher				Colour	Remarks	
				1st Coat µm	2nd Coat µm	Spec	1st Coat µm	2nd Coat µm			Spec	1st Coat µm	2nd Coat µm	3rd Coat µm			
Name	DCZ	Area M²															
SALTWATER BALLAST TANK NO. 2/STANDBY DFO TANK NO. 2	6LB	217.1	ALL INTERIOR SURFACES								C193		125		WHITE		
SALTWATER BALLAST TANK NO. 2/STANDBY DFO TANK NO. 2	6LB	62.0	SHELL EXT								C411	30	30	30	GREY 26480	ABOVE BOOT TOP	
SALTWATER BALLAST TANK NO. 3/STANDBY DFO TANK NO. 3	6LZ1	153.6	ALL INTERIOR SURFACES								C193	125			GREY		
SALTWATER BALLAST TANK NO. 3/STANDBY DFO TANK NO. 3	6LZ1	153.6	ALL INTERIOR SURFACES								C193		125		WHITE		
SALTWATER BALLAST TANK NO. 3/STANDBY DFO TANK NO. 3	6LZ1	15.2	SHELL EXT	76		C045	40				C411	30	30	30	GREY 26480	ABOVE BOOT TOP	
SALTWATER BALLAST TANK NO. 4/STANDBY DFO TANK NO. 4	6LZ2	153.6	ALL INTERIOR SURFACES								C193	125			GREY		
SALTWATER BALLAST TANK NO. 4/STANDBY DFO TANK NO. 4	6LZ2	153.6	ALL INTERIOR SURFACES								C193		125		WHITE		
SALTWATER BALLAST TANK NO. 4/STANDBY DFO TANK NO. 4	6LZ2	15.2	SHELL EXT	76							C411	30	30	30	GREY 26480	ABOVE BOOT TOP	
COFFERDAM/VOID SPACE	5C	149.0	INTERIOR SURFACES								C207	See Remarks			BUFF	D.F.T PER COAT IS 125-150 MICRONS	
COFFERDAM/VOID SPACE	5C	149.0	INTERIOR SURFACES								C207		See Remarks		OFF-WHITE	D.F.T PER COAT IS 125-150 MICRONS	
DRY PROVISION STORE	5DA1	47.3	ST DECK								C413	Manufact urer					
DRY PROVISION STORE	5DA1	47.3	ST DECK								C413		Manufact urer				
DRY PROVISION STORE	5DA1	47.3	ST DECK								C404			40	16076	4th COAT OF FINISHER APPLIED THE SAME AS 3rd COAT	
DRY PROVISION STORE	5DA1	55.4	DECKHEAD							NOTE 4	C212	40	40		RED	PART INSULATED.	
DRY PROVISION STORE	5DA1	55.4	DECKHEAD							NOTE 4	C061			40	27925	PART INSULATED. 4th COAT OF FINISHER APPLIED THE SAME AS 3rd COAT	
DRY PROVISION STORE	5DA1	13.4	FORWARD						INSULATION		C212	40	40		RED		
DRY PROVISION STORE	5DA1	13.4	FORWARD						INSULATION		C061			40	27925	4th COAT OF FINISHER APPLIED THE SAME AS 3rd COAT	
DRY PROVISION STORE	5DA1	34.9	AFT						INSULATION		C212	40	40		RED		
DRY PROVISION STORE	5DA1	34.9	AFT						INSULATION		C061			40	27925	4th COAT OF FINISHER APPLIED THE SAME AS 3rd COAT	
DRY PROVISION STORE	5DA1	24.3	PORT								C212	40	40		RED		
DRY PROVISION STORE	5DA1	24.3	PORT								C061			40	27925	4th COAT OF FINISHER APPLIED THE SAME AS 3rd COAT	
DRY PROVISION STORE	5DA1	19.5	STBD						INSULATION		C212	40	40		RED		
DRY PROVISION STORE	5DA1	19.5	STBD						INSULATION		C061			40	27925	4th COAT OF FINISHER APPLIED THE SAME AS 3rd COAT	
DRY PROVISION STORE	5DA1	5.4	OTHERS								C212	40	40		RED	DADO 150mm HIGH.	
DRY PROVISION STORE	5DA1	5.4	OTHERS								C061			40	16076	DADO 150mm HIGH. 4th COAT OF FINISHER APPLIED THE SAME AS 3rd COAT.	
BEER & SOFT DRINK STORE	5DA2	45.8	ST DECK								C413	Manufact urer					
BEER & SOFT DRINK STORE	5DA2	45.8	ST DECK								C413		Manufact urer				
BEER & SOFT DRINK STORE	5DA2	45.8	ST DECK								C404			40	16076	4th COAT OF FINISHER APPLIED THE SAME AS 3rd COAT	
BEER & SOFT DRINK STORE	5DA2	53.9	DECKHEAD							NOTE 4	C212	40	40		RED	PART INSULATED.	

Title: Painting & Preservation Schedule			Dwg No: HFX-D28-396-000-01			Previous DND No. 8355538			Date: 2004-09-02			Rev: C				SHEET 20 OF 81	
Compartment			Surface	Inorganic Zinc Primer C171		Primer			Deck Covering/ Insulation	Ref Note	Finisher				Colour	Remarks	
				1st Coat µm	2nd Coat µm	Spec	1st Coat µm	2nd Coat µm			Spec	1st Coat µm	2nd Coat µm	3rd Coat µm			
Name	DCZ	Area M²															
BEER & SOFT DRINK STORE	5DA2	53.9	DECKHEAD							NOTE 4	C061			40	27925	PART INSULATED. 4th COAT OF FINISHER APPLIED THE SAME AS 3rd	
BEER & SOFT DRINK STORE	5DA2	13.4	FORWARD						INSULATION	NOTE 4	C212	40	40		RED		
BEER & SOFT DRINK STORE	5DA2	13.4	FORWARD						INSULATION	NOTE 4	C061			40	27925	4th COAT OF FINISHER APPLIED THE SAME AS 3rd COAT	
BEER & SOFT DRINK STORE	5DA2	20.3	AFT							NOTE 4	C212	40	40		RED	PART INSULATED.	
BEER & SOFT DRINK STORE	5DA2	20.3	AFT							NOTE 4	C061			40	27925	PART INSULATED. 4th COAT OF FINISHER APPLIED THE SAME AS 3rd	
BEER & SOFT DRINK STORE	5DA2	19.5	PORT						INSULATION	NOTE 4	C212	40	40		RED		
BEER & SOFT DRINK STORE	5DA2	19.5	PORT						INSULATION	NOTE 4	C061			40	27925	4th COAT OF FINISHER APPLIED THE SAME AS 3rd COAT	
BEER & SOFT DRINK STORE	5DA2	24.3	STBD								C212	40	40		RED		
BEER & SOFT DRINK STORE	5DA2	24.3	STBD								C061			40	27925		
BEER & SOFT DRINK STORE	5DA2	4.5	OTHERS								C212	40	40		RED	DADO 150mm HIGH.	
BEER & SOFT DRINK STORE	5DA2	4.5	OTHERS								C061			40	16076	DADO 150mm HIGH. 4th COAT OF FINISHER APPLIED THE SAME AS 3rd COAT.	
DEEP SHELTER STATION NO.1	5DZ0	12.7	ST DECK	76		C413	64		DK COVERING								
DEEP SHELTER STATION NO.1	5DZ0	9.6	DECKHEAD			C212	36	36			C061	30	30		WHITE 27925		
DEEP SHELTER STATION NO.1	5DZ0	9.6	FORWARD			C212	36	36			C061	30	30		GREY 27880		
DEEP SHELTER STATION NO.1	5DZ0	9.6	AFT			C212	36	36			C061	30	30		GREY 27880		
DEEP SHELTER STATION NO.1	5DZ0	6.8	PORT			C212	36	36	INSULATION	NOTE 4	C061	30	30		GREY 27880		
DEEP SHELTER STATION NO.1	5DZ0	6.8	STBD			C212	36	36	INSULATION	NOTE 4	C061	30	30		GREY 27880		
DEEP SHELTER STATION NO.1	5DZ0	N/A	OTHERS								C061	30	30		GREY 16076	DADO (150mm HIGH)	
IWO COFFERDAM UNDER NO.1 & 2 RFW TANKS ONLY	5DZ0	20.0	ST DECK			C413	125-150		DK COVERING								
IWO COFFERDAM UNDER NO.1 & 2 RFW TANKS ONLY	5DZ0	N/A	ST DECK NON-TRAFFIC								C061	30	30		GREY 16076		
RESERVE FEED TANK NO.1	5DZ1	16.5	ALL INTERIOR SURFACES								C193	125			GREY		
RESERVE FEED TANK NO.1	5DZ1	16.5	ALL INTERIOR SURFACES								C193		125		WHITE		
RESERVE FEED TANK NO.2	5DZ3	30.1	ALL INTERIOR SURFACES								C193	125			GREY		
RESERVE FEED TANK NO.2	5DZ3	30.1	ALL INTERIOR SURFACES								C193		125		WHITE		
FAMR CASING(3DECK TO 1 DECK)	5E	14.3	DECKHEAD (11700 ABL)	76					INSULATION	NOTE 4	C076	30	30		GREY 26480		
FAMR CASING(3DECK TO 1 DECK)	5E	26.1	FORWARD	76					INSULATION	NOTE 5					GREY 26480		
FAMR CASING(3DECK TO 1 DECK)	5E	26.1	AFT	76					INSULATION	NOTE5					GREY 26480		
FAMR CASING(3DECK TO 1 DECK)	5E	17.8	PORT	76					INSULATION	NOTE5					GREY 26480		
FAMR CASING(3DECK TO 1 DECK)	5E	17.8	STBD	76					INSULATION	NOTE 5					GREY 26480		
FORWARD AUXILIARY MACHINERY ROOM	5E	80.7	ST DECK								C207	See Remarks			BUFF	UP TO NO.19 SHELL LONG'L. D.F.T. PER COAT IS 125-150 MICRONS. REDUCE D.F.T. BEHIND FLUSH MOUNTED INSULATION TO 2 COATS 75-100 MICRONS	

Title: Painting & Preservation Schedule			Dwg No: HFX-D28-396-000-01			Previous DND No. 8355538		Date: 2004-09-02			Rev: C				SHEET 21 OF 81	
Compartment			Surface	Inorganic Zinc Primer C171		Primer			Deck Covering/ Insulation	Ref Note	Finisher				Colour	Remarks
				1st Coat µm	2nd Coat µm	Spec	1st Coat µm	2nd Coat µm			Spec	1st Coat µm	2nd Coat µm	3rd Coat µm		
Name	DCZ	Area M²														
FORWARD AUXILIARY MACHINERY ROOM	5E	80.7	ST DECK								C207		See Remarks		UP TO NO.19 SHELL LONG'L. D.F.T. PER COAT IS 125-150 MICRONS. REDUCE D.F.T. BEHIND FLUSH MOUNTED INSULATION TO 2 COATS 75-100 MICRONS	
FORWARD AUXILIARY MACHINERY ROOM	5E	161.8	DECKHEAD			C212	36	36	INSULATION		C061	30	30		WHITE 27925	
FORWARD AUXILIARY MACHINERY ROOM	5E	34.3	FORWARD			C212	36	36	INSULATION	NOTE 5					WHITE 27925	
FORWARD AUXILIARY MACHINERY ROOM	5E	34.3	AFT			C212	36	36	INSULATION	NOTE 5					WHITE 27925	
FORWARD AUXILIARY MACHINERY ROOM	5E	103.7	PORT			C212	36	36	INSULATION	NOTE 5					WHITE 27925	
FORWARD AUXILIARY MACHINERY ROOM	5E	103.7	STBD			C212	36	36	INSULATION	NOTE 5					WHITE 27925	
FORWARD AUXILIARY MACHINERY ROOM	5E	202.0	SHELL EXT	76		C045	40				C411	30	30	30	GREY 26480	
FORWARD AUXILIARY MACHINERY ROOM	5E	N/A	OTHERS								C207	See Remarks			DECK ENCLOSED BY SEATS. D.F.T. PER COAT IS 125-150 MICRONS	
FORWARD AUXILIARY MACHINERY ROOM	5E	N/A	OTHERS								C207		See Remarks		DECK ENCLOSED BY SEATS. D.F.T. PER COAT IS 125-150 MICRONS	
FORWARD AUXILIARY MACHINERY ROOM	5E	N/A	OTHERS			C212	36	36			C061	30	30		EXT. OF LUBE OIL TANK	
FORWARD AUXILIARY MACHINERY ROOM	5E	N/A	OTHERS			C212	36	36			C061	30	30		DECKHEAD STIFFENING CLEAR OF INSULATION	
DIESEL FUEL OIL TANK NO.1	5FA1	121.3	ALL INTERIOR SURFACES								C193	125			GREY	
DIESEL FUEL OIL TANK NO.1	5FA1	121.3	ALL INTERIOR SURFACES								C193		125		WHITE	
DIESEL FUEL OIL TANK NO.2	5FA2	121.3	ALL INTERIOR SURFACES								C193	125			GREY	
DIESEL FUEL OIL TANK NO.2	5FA2	121.3	ALL INTERIOR SURFACES								C193		125		WHITE	
AAMR CASING(3 DECK TO 01 DECK)	5H	9.2	ST DECK(2 DECK)	76							C076	30	30		GREY 26480	
AAMR CASING(3 DECK TO 01 DECK)	5H	13.5	DECKHEAD (UNDER 01 DECK)	76					INSULATION	NOTE 4	C076	30	30		GREY 26480	
AAMR CASING(3 DECK TO 01 DECK)	5H	10.7	DECKHEAD (UNDER 1 DECK)	76					INSULATION	NOTE 4	C076	30	30		GREY 26480	
AAMR CASING(3 DECK TO 01 DECK)	5H	29.3	FORWARD	76					INSULATION	NOTE 5					GREY 26480	
AAMR CASING(3 DECK TO 01 DECK)	5H	33.5	AFT	76					INSULATION	NOTE 5					GREY 26480	
AAMR CASING(3 DECK TO 01 DECK)	5H	35.1	PORT	76					INSULATION	NOTE 5					GREY 26480	
AAMR CASING(3 DECK TO 01 DECK)	5H	34.2	STBD	76					INSULATION	NOTE 5					GREY 26480	
AAMR CASING(3 DECK TO 01 DECK)	5H	19.2	AAMR CASING EXTERIOR	76		C045	40				C411	30	30	30	GREY 26480	
AFT AUXILIARY MACHINERY ROOM	5H	127.4	ST DECK								C207	See Remarks			UP TO NO.19 SHELL LONG'L. D.F.T. PER COAT IS 125-150 MICRONS. REDUCE D.F.T. BEHIND FLUSH MOUNTED INSULATION TO 2 COATS 75-100 MICRONS	
AFT AUXILIARY MACHINERY ROOM	5H	127.4	ST DECK								C207		See Remarks		UP TO NO.19 SHELL LONG'L. D.F.T. PER COAT IS 125-150 MICRONS. REDUCE D.F.T. BEHIND FLUSH MOUNTED INSULATION TO 2 COATS 75-100 MICRONS	
AFT AUXILIARY MACHINERY ROOM	5H	138.2	DECKHEAD			C212	36	36	INSULATION		C061	30	30		WHITE 27925	

Title: Painting & Preservation Schedule			Dwg No: HFX-D28-396-000-01			Previous DND No. 8355538			Date: 2004-09-02			Rev: C				SHEET 22 OF 81	
Compartment			Surface	Inorganic Zinc Primer C171		Primer			Deck Covering/ Insulation	Ref Note	Finisher				Colour	Remarks	
				1st Coat µm	2nd Coat µm	Spec	1st Coat µm	2nd Coat µm			Spec	1st Coat µm	2nd Coat µm	3rd Coat µm			
Name	DCZ	Area M²															
AFT AUXILIARY MACHINERY ROOM	5H	83.0	FORWARD			C212	36	36	INSULATION	NOTE 5					WHITE 27925		
AFT AUXILIARY MACHINERY ROOM	5H	83.0	AFT			C212	36	36	INSULATION	NOTE 5					WHITE 27925		
AFT AUXILIARY MACHINERY ROOM	5H	56.5	PORT			C212	36	36	INSULATION	NOTE 5					WHITE 27925		
AFT AUXILIARY MACHINERY ROOM	5H	56.5	STBD			C212	36	36	INSULATION	NOTE 5					WHITE 27925		
AFT AUXILIARY MACHINERY ROOM	5H	220.6	SHELL EXT	76		C045	40				C411	30	30	30	GREY 26480	ABOVE BOOT TOP	
AFT AUXILIARY MACHINERY ROOM	5H	N/A	OTHERS			C212	36	36			C207	See Remarks			BUFF	EXT. OF LUBE OIL TANK. D.F.T. PER COAT IS 125-150 MICRONS.	
AFT AUXILIARY MACHINERY ROOM	5H	N/A	OTHERS								C207		See Remarks		OFF-WHITE	D.F.T. PER COAT IS 125-150 MICRONS.	
AFT AUXILIARY MACHINERY ROOM	5H	N/A	OTHERS			C212	36	36			C061	30	30		WHITE 513-201	DECKHEAD STIFFENING CLEAR OF INSULATION	
SEWAGE TREATMENT PLANT & GLAND COMPARTMENT	5JA0	12.8	INTERIOR SURFACES								C207	See Remarks			BUFF	D.F.T. PER COAT IS 125-150 MICRONS.	
SEWAGE TREATMENT PLANT & GLAND COMPARTMENT	5JA0	12.8	INTERIOR SURFACES								C207		See Remarks		OFF-WHITE	D.F.T. PER COAT IS 125-150 MICRONS.	
BLACK & GREY WATER COLLECTION TANK	5JB0	37.0	INTERIOR SURFACES								C409	See Remarks			BUFF	AS PER D-23-003-005/SF-002	
BLACK & GREY WATER COLLECTION TANK	5JB0	37.0	INTERIOR SURFACES								C409		See Remarks		OFF-WHITE	AS PER D-23-003-005/SF-002	
BLACK & GREY WATER COLLECTION TANK	5JB0	37.0	INTERIOR SURFACES													FFH332 TO FFH341. AIR & STEEL TEMPS TO BE ABOVE 17°C. TANK MUST BE BLASTED TO AND HELD AT SSPC SP 5 WHITE METAL PRIOR TO APPLICATION OF PRIMER. ALL WELDS, SECTIONS, EDGES, FITTINGS, ETC TO BE STRIPE COATED. TANK MUST BE PIN HOLE TESTED. ACCEPTABLE LEVEL OF DEFECTS: ZERO.	
BLACK & GREY WATER COLLECTION TANK	5JB0	37.0	INTERIOR SURFACES													FFH332 TO FFH341. AIR & STEEL TEMPS TO BE ABOVE 17°C. TANK MUST BE BLASTED TO AND HELD AT SSPC SP 5 WHITE METAL PRIOR TO APPLICATION OF PRIMER. ALL WELDS, SECTIONS, EDGES, FITTINGS, ETC TO BE STRIPE COATED. TANK MUST BE PIN HOLE TESTED. ACCEPTABLE LEVEL OF DEFECTS: ZERO.	
BLACK & GREY WATER COLLECTION TANK	5JB0	37.0	INTERIOR SURFACES													FFH332 TO FFH341. AIR & STEEL TEMPS TO BE ABOVE 17°C. TANK MUST BE BLASTED TO AND HELD AT SSPC SP 5 WHITE METAL PRIOR TO APPLICATION OF PRIMER. ALL WELDS, SECTIONS, EDGES, FITTINGS, ETC TO BE STRIPE COATED. TANK MUST BE PIN HOLE TESTED. ACCEPTABLE LEVEL OF DEFECTS: ZERO.	
QUIET MEDIUM TANK	5JB1	18.3	INTERIOR SURFACES								C409	SEE REMARK			BUFF	AS PER D-23-003-005/SF-002	
QUIET MEDIUM TANK	5JB1	18.3	INTERIOR SURFACES								C409		SEE REMARK		OFF-WHITE	AS PER D-23-003-005/SF-002	

Title: Painting & Preservation Schedule			Dwg No: HFX-D28-396-000-01			Previous DND No. 8355538			Date: 2004-09-02			Rev: C				SHEET 23 OF 81	
Compartment			Surface	Inorganic Zinc Primer C171		Primer			Deck Covering/ Insulation	Ref Note	Finisher				Colour	Remarks	
				1st Coat µm	2nd Coat µm	Spec	1st Coat µm	2nd Coat µm			Spec	1st Coat µm	2nd Coat µm	3rd Coat µm			
Name	DCZ	Area M²															
CABLE LOCKER NO. 1	4BA	32.6	INTERIOR SURFACES	76		C183	64								PERFORATED GALVINIZED LINING UNPAINTED		
CABLE LOCKER NO. 1	4BA	10.3	SHELL EXT	76		C045	40				C411	30	30	30	GREY 26480 ABOVE BOOT TOP		
CABLE LOCKER NO. 2	4BA	32.6	INTERIOR SURFACES	76		C183	64								PERFORATED GALVINIZED LINING UNPAINTED		
CABLE LOCKER NO. 2	4BA	10.3	SHELL EXT	76		C045	40				C411	30	30	30	GREY 26480 ABOVE BOOT TOP		
BAGGAGE STORE	4BZ	6.6	ST DECK TRAFFIC	76		C183	125-150				1-GP-200	750-1000			GREY 36076		
BAGGAGE STORE	4BZ	2.2	ST DECK NON-TRAFFIC			C413 AND C045					C061 OR C177	30	30		GREY 16076		
BAGGAGE STORE	4BZ	14.3	DECKHEAD			C212	36	36		NOTE 4	C061	30	30		WHITE 27925 PART INSULATION		
BAGGAGE STORE	4BZ	10.3	FORWARD			C212	36	36	INSULATION	NOTE 4	C061	30	30		WHITE 27925		
BAGGAGE STORE	4BZ	13.1	AFT			C212	36	36			C061	30	30		WHITE 27925		
BAGGAGE STORE	4BZ	7.5	PORT			C212	36	36	INSULATION	NOTE 4	C061	30	30		WHITE 27925		
BAGGAGE STORE	4BZ	7.5	STBD			C212	36	36	INSULATION	NOTE 4	C061	30	30		WHITE 27925		
BAGGAGE STORE	4BZ	15.0	SHELL EXT	76		C045	40				C411	30	30	30	GREY 26480 ABOVE BOOT TOP		
BAGGAGE STORE	4BZ	10.8	OTHERS								C061	30	30		GREY 16076 DADO 900mm HIGH		
57MM MAGAZINE	4CA	14.1	ST DECK TRAFFIC			C413					C200	750-1000			GREY 36076		
57MM MAGAZINE	4CA	24.2	ST DECK NON-TRAFFIC			C413 AND C045					C061 OR C177	30	30		GREY 16076		
57MM MAGAZINE	4CA	56.4	DECKHEAD			C212	36	36		NOTE 4	C061	30	30		WHITE 27925 PART INSULATION		
57MM MAGAZINE	4CA	13.1	FORWARD			C212	36	36		NOTE 4	C061	30	30		WHITE 27925 PART INSULATION		
57MM MAGAZINE	4CA	25.6	AFT			C212	36	36			C061	30	30		WHITE 27925		
57MM MAGAZINE	4CA	17.4	PORT			C212	36	36	INSULATION	NOTE 4	C061	30	30		WHITE 27925		
57MM MAGAZINE	4CA	22.4	STBD			C212	36	36	INSULATION	NOTE 4	C061	30	30		WHITE 27925		
57MM MAGAZINE	4CA	39.8	SHELL EXT	76		C045	40				C411	30	30	30	GREY 26480 ABOVE BOOT TOP		
57MM MAGAZINE	4CA	4.1	OTHERS								C061	30	30		GREY 16076 DADO 150mm HIGH		
RAS TRUNK	4CB0	34.3	ALL INTERIOR SURFACES	76													
LOBBY	4CB2	5.5	ST DECK TRAFFIC			C413	64				C200	750-1000			GREY 36076		
LOBBY	4CB2	2.0	ST DECK NON-TRAFFIC			C413 AND C045					C061 OR C177	30	30		GREY 16076		
LOBBY	4CB2	11.3	DECKHEAD			C212	36	36		NOTE 4	C061	30	30		WHITE 27925 PART INSULATION		
LOBBY	4CB2	8.4	FORWARD			C212	36	36			C061	30	30		GREY 27880		
LOBBY	4CB2	10.2	AFT			C212	36	36			C061	30	30		GREY 27880		
LOBBY	4CB2	7.4	PORT			C212	36	36	INSULATION	NOTE 4	C061	30	30		GREY 27880		
LOBBY	4CB2	7.8	STBD			C212	36	36			C061	30	30		GREY 27880		
LOBBY	4CB2	7.4	SHELL EXT	76		C045	40				C411	30	30	30	GREY 26480 ABOVE BOOT TOP		
LOBBY	4CB2	1.7	OTHERS								C061	30	30		GREY 16076 DADO 150mm HIGH		
CCER NO. 4	4CZ	15.3	ST DECK TRAFFIC			C413					C200	750-1000			GREY 16076		
CCER NO. 4	4CZ	8.2	ST DECK NON-TRAFFIC			C413 AND C045					C061 OR C177	30	30		GREY 16076		
CCER NO. 4	4CZ	32.4	DECKHEAD			C212	36	36		NOTE 4	C061	30	30		WHITE 27925 PART INSULATION		
CCER NO. 4	4CZ	24.9	FORWARD			C212	36	36		NOTE 4	C061	30	30		WHITE 27925 PART INSULATION		
CCER NO. 4	4CZ	24.3	AFT			C212	36	36			C061	30	30		WHITE 27925		
CCER NO. 4	4CZ	7.4	PORT			C212	36	36	INSULATION	NOTE 4	C061	30	30		WHITE 27925		
CCER NO. 4	4CZ	9.9	STBD			C212	36	36	INSULATION	NOTE 4	C061	30	30		WHITE 27925		

Title: Painting & Preservation Schedule			Dwg No: HFX-D28-396-000-01			Previous DND No. 8355538		Date: 2004-09-02			Rev: C				SHEET 24 OF 81		
Compartment			Surface	Inorganic Zinc Primer C171		Primer			Deck Covering/ Insulation	Ref Note	Finisher				Colour	Remarks	
				1st Coat µm	2nd Coat µm	Spec	1st Coat µm	2nd Coat µm			Spec	1st Coat µm	2nd Coat µm	3rd Coat µm			
CCER NO. 4			4CZ	17.3	SHELL EXT	76		C045	40			C411	30	30	30	GREY 26480	ABOVE BOOT TOP
FORWARD SONAR INSTRUMENT SPACE			4DA	16.5	ST DECK TRAFFIC							C413	Manufact urer				
FORWARD SONAR INSTRUMENT SPACE			4DA	16.5	ST DECK TRAFFIC							C413		Manufact urer			
FORWARD SONAR INSTRUMENT SPACE			4DA	16.5	ST DECK TRAFFIC							C200			750-1000	36076	4th COAT OF FINISHER APPLIED THE SAME AS 3rd COAT
FORWARD SONAR INSTRUMENT SPACE			4DA	15.7	ST DECK NON-TRAFFIC							C413	Manufact urer				
FORWARD SONAR INSTRUMENT SPACE			4DA	15.7	ST DECK NON-TRAFFIC							C413		Manufact urer			
FORWARD SONAR INSTRUMENT SPACE			4DA	15.7	ST DECK NON-TRAFFIC							C404			40	16076	4th COAT OF FINISHER APPLIED THE SAME AS 3rd COAT
FORWARD SONAR INSTRUMENT SPACE			4DA	41.9	DECKHEAD						NOTE 4	C212	40	40		RED	PART INSULATION.
FORWARD SONAR INSTRUMENT SPACE			4DA	41.9	DECKHEAD						NOTE 4	C061			40	27925	PART INSULATION. 4th COAT OF FINISHER APPLIED THE SAME AS 3rd COAT
FORWARD SONAR INSTRUMENT SPACE			4DA	24.3	FORWARD							C212	40	40		RED	
FORWARD SONAR INSTRUMENT SPACE			4DA	24.3	FORWARD							C061			40	27925	4th COAT OF FINISHER APPLIED THE SAME AS 3rd COAT
FORWARD SONAR INSTRUMENT SPACE			4DA	26.9	AFT							C212	40	40		RED	
FORWARD SONAR INSTRUMENT SPACE			4DA	26.9	AFT							C061			40	27925	4th COAT OF FINISHER APPLIED THE SAME AS 3rd COAT
FORWARD SONAR INSTRUMENT SPACE			4DA	9.9	PORT					INSULATION	NOTE 4	C212	40	40		RED	
FORWARD SONAR INSTRUMENT SPACE			4DA	9.9	PORT					INSULATION	NOTE 4	C061			40	27925	4th COAT OF FINISHER APPLIED THE SAME AS 3rd COAT
FORWARD SONAR INSTRUMENT SPACE			4DA	9.9	STBD					INSULATION	NOTE 4	C212	40	40		RED	
FORWARD SONAR INSTRUMENT SPACE			4DA	9.9	STBD					INSULATION	NOTE 4	C061			40	27925	4th COAT OF FINISHER APPLIED THE SAME AS 3rd COAT
FORWARD GYRO ROOM			4DB0	3.2	ST DECK TRAFFIC							C413	Manufact urer				
FORWARD GYRO ROOM			4DB0	3.2	ST DECK TRAFFIC							C413		Manufact urer			
FORWARD GYRO ROOM			4DB0	3.2	ST DECK TRAFFIC							C200			750-1000	36076	4th COAT OF FINISHER APPLIED THE SAME AS 3rd COAT
FORWARD GYRO ROOM			4DB0	2.3	ST DECK NON-TRAFFIC							C413	Manufact urer				
FORWARD GYRO ROOM			4DB0	2.3	ST DECK NON-TRAFFIC							C413		Manufact urer			
FORWARD GYRO ROOM			4DB0	2.3	ST DECK NON-TRAFFIC							C404			40	16076	4th COAT OF FINISHER APPLIED THE SAME AS 3rd COAT
FORWARD GYRO ROOM			4DB0	5.5	DECKHEAD							C212	40	40		RED	
FORWARD GYRO ROOM			4DB0	5.5	DECKHEAD							C061			40	27925	4th COAT OF FINISHER APPLIED THE SAME AS 3rd COAT
FORWARD GYRO ROOM			4DB0	6.7	FORWARD							C212	40	40		RED	
FORWARD GYRO ROOM			4DB0	6.7	FORWARD							C061			40	27925	4th COAT OF FINISHER APPLIED THE SAME AS 3rd COAT
FORWARD GYRO ROOM			4DB0	6.7	AFT							C212	40	40		RED	
FORWARD GYRO ROOM			4DB0	6.7	AFT							C061			40	27925	4th COAT OF FINISHER APPLIED THE SAME AS 3rd COAT
FORWARD GYRO ROOM			4DB0	4.9	PORT							C212	40	40		RED	

Title: Painting & Preservation Schedule			Dwg No: HFX-D28-396-000-01			Previous DND No. 8355538			Date: 2004-09-02			Rev: C				SHEET 25 OF 81	
Compartment			Surface	Inorganic Zinc Primer C171		Primer			Deck Covering/ Insulation	Ref Note	Finisher				Colour	Remarks	
				1st Coat µm	2nd Coat µm	Spec	1st Coat µm	2nd Coat µm			Spec	1st Coat µm	2nd Coat µm	3rd Coat µm			
Name	DCZ	Area M²															
FORWARD GYRO ROOM	4DB0	4.9	PORT								C061			40	27925	4th COAT OF FINISHER APPLIED THE SAME AS 3rd COAT	
FORWARD GYRO ROOM	4DB0	4.9	STBD								C212	40	40		RED		
FORWARD GYRO ROOM	4DB0	4.9	STBD								C061			40	27925	4th COAT OF FINISHER APPLIED THE SAME AS 3rd COAT	
FREEZER STOREROOM	4DC1	31.7	ST DECK			C413	125-150	125-150									
FREEZER STOREROOM	4DC1	36.5	DECKHEAD			C212	36	36								SEE INSULATED REFRIGERATED SPACES DRAWING	
FREEZER STOREROOM	4DC1	4.1	FORWARD			C212	36	36								SEE INSULATED REFRIGERATED SPACES DRAWING	
FREEZER STOREROOM	4DC1	12.8	AFT			C212	36	36								SEE INSULATED REFRIGERATED SPACES DRAWING	
FREEZER STOREROOM	4DC1	13.7	PORT			C212	36	36								SEE INSULATED REFRIGERATED SPACES DRAWING	
FREEZER STOREROOM	4DC1	20.3	STBD			C212	36	36								SEE INSULATED REFRIGERATED SPACES DRAWING	
FREEZER STOREROOM	4DC1	20.6	SHELL EXT	76		C045	40				C411	30	30	30	GREY 26480	ABOVE BOOTTOP	
DAIRY STOREROOM	4DC2	31.1	ST DECK								C402	Manufact urer				SEE INSULATED REFRIGERATED SPACES DRAWING	
DAIRY STOREROOM	4DC2	31.1	ST DECK								C403		Manufact urer			SEE INSULATED REFRIGERATED SPACES DRAWING	
DAIRY STOREROOM	4DC2	41.1	DECKHEAD								C212	40	40		RED	SEE INSULATED REFRIGERATED SPACES DRAWING	
DAIRY STOREROOM	4DC2	9.7	FORWARD								C212	40	40		RED	SEE INSULATED REFRIGERATED SPACES DRAWING	
DAIRY STOREROOM	4DC2	15.3	AFT								C212	40	40		RED	SEE INSULATED REFRIGERATED SPACES DRAWING	
DAIRY STOREROOM	4DC2	18.7	PORT								C212	40	40		RED	SEE INSULATED REFRIGERATED SPACES DRAWING	
DAIRY STOREROOM	4DC2	22.2	STBD								C212	40	40		RED	SEE INSULATED REFRIGERATED SPACES DRAWING	
POTATO LOCKER	4DY2	3.6	ST DECK								C402	Manufact urer				SEE INSULATED REFRIGERATED SPACES DRAWING	
POTATO LOCKER	4DY2	3.6	ST DECK								C403		Manufact urer			SEE INSULATED REFRIGERATED SPACES DRAWING	
POTATO LOCKER	4DY2	5.7	DECKHEAD								C212	40	40		RED	SEE INSULATED REFRIGERATED SPACES DRAWING	
POTATO LOCKER	4DY2	7.0	FORWARD								C212	40	40		RED	SEE INSULATED REFRIGERATED SPACES DRAWING	
POTATO LOCKER	4DY2	7.6	AFT								C212	40	40		RED	SEE INSULATED REFRIGERATED SPACES DRAWING	
POTATO LOCKER	4DY2	4.6	PORT								C212	40	40		RED	SEE INSULATED REFRIGERATED SPACES DRAWING	
POTATO LOCKER	4DY2	4.9	STBD								C212	40	40		RED	SEE INSULATED REFRIGERATED SPACES DRAWING	
REFER MACHINERY SPACE	4DZ0	2.8	ST DECK TRAFFIC			C413					C200	750-1000			GREY 36076		
REFER MACHINERY SPACE	4DZ0	25.9	ST DECK NON TRAFFIC			C413 AND C045					C061 OR C177	30	30		GREY 16076		
REFER MACHINERY SPACE	4DZ0	33.1	DECKHEAD			C212	36	36	INSULATION		C061	30	30		WHITE 27925		
REFER MACHINERY SPACE	4DZ0	14.3	FORWARD			C212	36	36			C061	30	30		WHITE 27925		
REFER MACHINERY SPACE	4DZ0	16.5	AFT			C212	36	36			C061	30	30		WHITE 27925		
REFER MACHINERY SPACE	4DZ0	14.4	PORT			C212	36	36			C061	30	30		WHITE 27925		
REFER MACHINERY SPACE	4DZ0	14.4	STBD			C212	36	36			C061	30	30		WHITE 27925		

Title: Painting & Preservation Schedule			Dwg No: HFX-D28-396-000-01			Previous DND No. 8355538			Date: 2004-09-02			Rev: C				SHEET 26 OF 81	
Compartment			Surface	Inorganic Zinc Primer C171		Primer			Deck Covering/ Insulation	Ref Note	Finisher				Colour	Remarks	
				1st Coat µm	2nd Coat µm	Spec	1st Coat µm	2nd Coat µm			Spec	1st Coat µm	2nd Coat µm	3rd Coat µm			
REFER MACHINERY SPACE	4DZ0		OTHERS								C061	30	30		GREY 16076	DADO (150mm HIGH)	
FRUIT & VEG STOREROOM	4DZ1	13.2	ST DECK			C413	125-150	125-150									
FRUIT & VEG STOREROOM	4DZ1	15.2	DECKHEAD			C212	36	36								SEE INSULATED REFRIGERATED SPACES DRAWING	
FRUIT & VEG STOREROOM	4DZ1	6.9	FORWARD			C212	36	36								SEE INSULATED REFRIGERATED SPACES DRAWING	
FRUIT & VEG STOREROOM	4DZ1	8.6	AFT			C212	36	36								SEE INSULATED REFRIGERATED SPACES DRAWING	
FRUIT & VEG STOREROOM	4DZ1	11.8	PORT			C212	36	36								SEE INSULATED REFRIGERATED SPACES DRAWING	
FRUIT & VEG STOREROOM	4DZ1	11.8	STBD			C212	36	36								SEE INSULATED REFRIGERATED SPACES DRAWING	
FRUIT & VEG STOREROOM	4DZ1	12.1	SHELL EXT	76		C045	40				C411	30	30	30	GREY 26480	ABOVE BOOTTOP	
FLOUR STORE	4DZ2	7.8	ST DECK						DK COVERING		C402	Manufact urer					
FLOUR STORE	4DZ2	7.8	ST DECK						DK COVERING		C403		Manufact urer				
FLOUR STORE	4DZ2	10.0	DECKHEAD						INSULATION		C212	40	40		RED		
FLOUR STORE	4DZ2	10.0	DECKHEAD						INSULATION		C061			40	27925	4th COAT OF FINISHER APPLIED THE SAME AS 3rd COAT	
FLOUR STORE	4DZ2	7.9	FORWARD						INSULATION		C212	40	40		RED		
FLOUR STORE	4DZ2	7.9	FORWARD						INSULATION		C061			40	27925	4th COAT OF FINISHER APPLIED THE SAME AS 3rd COAT	
FLOUR STORE	4DZ2	8.5	AFT								C212	40	40		RED		
FLOUR STORE	4DZ2	8.5	AFT								C061			40	27925	4th COAT OF FINISHER APPLIED THE SAME AS 3rd COAT	
FLOUR STORE	4DZ2	7.4	PORT						INSULATION		C212	40	40		RED		
FLOUR STORE	4DZ2	7.4	PORT						INSULATION		C061			40	27925	4th COAT OF FINISHER APPLIED THE SAME AS 3rd COAT	
FLOUR STORE	4DZ2	7.3	STBD								C212	40	40		RED		
FLOUR STORE	4DZ2	7.3	STBD								C061			40	27925	4th COAT OF FINISHER APPLIED THE SAME AS 3rd COAT	
FLOUR STORE	4DZ2	10.1	OTHERS								C212	40	40		RED		
FLOUR STORE	4DZ2	10.1	OTHERS								C061			40	16076	DADO 900mm HIGH. 4th COAT OF FINISHER APPLIED THE SAME AS 3rd COAT	
LUBE OIL STORAGE TANK NO. 1	4EA0	30.1	ALL INTERIOR SURFACES								C193	125			GREY		
LUBE OIL STORAGE TANK NO. 1	4EA0	30.1	ALL INTERIOR SURFACES								C193		125		WHITE		
LUBE OIL STORAGE TANK NO.2	4HA1	27.4	INTERIOR SURFACE								C193	125			GREY		
LUBE OIL STORAGE TANK NO.2	4HA1	27.4	INTERIOR SURFACE								C193		125		WHITE		
AFTER GYRO ROOM	4JA0	4.9	ST DECK TRAFFIC			C413	125-150				C200	675			GREY 36076		
AFTER GYRO ROOM	4JA0	2.1	ST DECK NON TRAFFIC			C413 AND C045					C061 OR C177	30	30		GREY 16076		
AFTER GYRO ROOM	4JA0	7.6	DECKHEAD			C212	36	36			C061	30	30		WHITE 27925		
AFTER GYRO ROOM	4JA0	7.2	FORWARD			C212	36	36			C061	30	30		WHITE 27925		
AFTER GYRO ROOM	4JA0	7.1	AFT			C212	36	36			C061	30	30		WHITE 27925		
AFTER GYRO ROOM	4JA0	6.7	PORT			C212	36	36			C061	30	30		WHITE 27925		
AFTER GYRO ROOM	4JA0	6.0	STBD			C212	36	36			C061	30	30		WHITE 27925		
LAUNDRY	4JA1	39.8	ST DECK			C413	125-150		DK COVERING								
LAUNDRY	4JA1	48.3	DECKHEAD			C212	36	36		NOTE 4	C061	30	30		WHITE 27925	PART INSULATED.	
LAUNDRY	4JA1	16.6	FORWARD			C212	36	36			C061	30	30		WHITE 27925		

Title: Painting & Preservation Schedule			Dwg No: HFX-D28-396-000-01			Previous DND No. 8355538			Date: 2004-09-02			Rev: C				SHEET 27 OF 81	
Compartment			Surface	Inorganic Zinc Primer C171		Primer			Deck Covering/ Insulation	Ref Note	Finisher				Colour	Remarks	
				1st Coat µm	2nd Coat µm	Spec	1st Coat µm	2nd Coat µm			Spec	1st Coat µm	2nd Coat µm	3rd Coat µm			
Name	DCZ	Area M²															
LAUNDRY	4JA1	10.0	AFT			C212	36	36	INSULATION	NOTE 4	C061	30	30		WHITE 27925		
LAUNDRY	4JA1	27.3	PORT			C212	36	36			C061	30	30		WHITE 27925		
LAUNDRY	4JA1	23.7	STBD			C212	36	36	INSULATION	NOTE 4	C061	30	30		WHITE 27925	CLEAR OF FIBREGLASS LINING. APPLY 2 COATS 38 µm OF C021 TO THE DOUBLE LAYER OF FIBREGLASS, COLOUR TO BE WHITE.	
LAUNDRY	4JA1	22.0	SHELL EXT	76		C045	40				C411	30	30	30	GREY 26480	ABOVE BOOTTOP	
LOBBY SHELTER STATION NO. 2	4JA2	24.3	ST DECK			C413	125-150		DK COVERING								
LOBBY SHELTER STATION NO. 2	4JA2	26.1	DECKHEAD			C212	36	36			C061	30	30		WHITE 27925		
LOBBY SHELTER STATION NO. 2	4JA2	17.6	FORWARD			C212	36	36			C061	30	30		GREY 27880		
LOBBY SHELTER STATION NO. 2	4JA2	15.2	AFT			C212	36	36			C061	30	30		GREY 27880		
LOBBY SHELTER STATION NO. 2	4JA2	14.7	PORT			C212	36	36			C061	30	30		GREY 27880		
LOBBY SHELTER STATION NO. 2	4JA2	3.8	STBD			C212	36	36			C061	30	30		GREY 27880		
LOBBY SHELTER STATION NO. 2	4JA2	3.1	OTHERS								C061	30	30		GREY 16076	DADO (150 mm HIGH)	
CBRN STORE	4JA4	10.9	ST DECK			C413	125-150		DK COVERING								
CBRN STORE	4JA4	13.2	DECKHEAD			C212	36	36		NOTE 4	C061	30	30		WHITE 27925	PART INSULATED.	
CBRN STORE	4JA4	11.0	FORWARD			C212	36	36			C061	30	30		WHITE 27925		
CBRN STORE	4JA4	10.1	AFT			C212	36	36			C061	30	30		WHITE 27925		
CBRN STORE	4JA4	7.9	PORT			C212	36	36	INSULATION	NOTE 4	C061	30	30		WHITE 27925		
CBRN STORE	4JA4	7.4	STBD			C212	36	36			C061	30	30		WHITE 27925		
CBRN STORE	4JA4	7.4	SHELL EXT	76		C045	40				C411	30	30	30	GREY 26480	ABOVE BOOTTOP	
CBRN STORE	4JA4	12.7	OTHERS								C061	30	30		GREY 16076	DADO (900 mm HIGH)	
CREW'S LAUNDROMAT	4JB2	9.5	ST DECK			C413			DK COVERING								
CREW'S LAUNDROMAT	4JB2	11.9	DECKHEAD			C212	36	36		NOTE 4	C061	30	30		WHITE 27925	PART INSULATED.	
CREW'S LAUNDROMAT	4JB2	10.1	FORWARD			C212	36	36	INSULATION	NOTE 4	C061	30	30		WHITE 27925		
CREW'S LAUNDROMAT	4JB2	10.8	AFT			C212	36	36			C061	30	30		WHITE 27925		
CREW'S LAUNDROMAT	4JB2	7.9	PORT			C212	36	36	INSULATION	NOTE 4	C061	30	30		WHITE 27925		
CREW'S LAUNDROMAT	4JB2	5.1	STBD			C212	36	36			C061	30	30		WHITE 27925		
CREW'S LAUNDROMAT	4JB2	7.4	SHELL EXT	76		C045	40				C411	30	30	30	GREY 26480	ABOVE BOOTTOP	
FCER NO. 3	4JZ0	18.4	ST DECK TRAFFIC			C413					C200	750-1000			GREY 36076		
FCER NO. 3	4JZ0	7.9	ST DECK NON TRAFFIC			C413 AND C045					C061 OR C177	30	30		GREY 16076		
FCER NO. 3	4JZ0	28.4	DECKHEAD			C212	36	36			C061	30	30		WHITE 27925		
FCER NO. 3	4JZ0	21.1	FORWARD			C212	36	36			C061	30	30		WHITE 27925		
FCER NO. 3	4JZ0	17.6	AFT			C212	36	36			C061	30	30		WHITE 27925		
FCER NO. 3	4JZ0	7.3	PORT			C212	36	36			C061	30	30		WHITE 27925		
FCER NO. 3	4JZ0	12.3	STBD			C212	36	36			C061	30	30		WHITE 27925		
ENTERTAINMENT BROADCAST ROOM	4JZ2	11.0	ST DECK			C413	125-150		DK COVERING								
ENTERTAINMENT BROADCAST ROOM	4JZ2	13.7	DECKHEAD			C212	36	36		NOTE 4	C061	30	30		WHITE 27925	PART INSULATED.	
ENTERTAINMENT BROADCAST ROOM	4JZ2	10.8	FORWARD			C212	36	36			C061	30	30		WHITE 27925		
ENTERTAINMENT BROADCAST ROOM	4JZ2	9.3	AFT			C212	36	36	INSULATION	NOTE 4	C061	30	30		WHITE 27925		
ENTERTAINMENT BROADCAST ROOM	4JZ2	7.9	PORT			C212	36	36	INSULATION	NOTE 4	C061	30	30		WHITE 27925		
ENTERTAINMENT BROADCAST ROOM	4JZ2	9.2	STBD			C212	36	36			C061	30	30		WHITE 27925		
ENTERTAINMENT BROADCAST ROOM	4JZ2	7.4	SHELL EXT	76		C045	40				C411	30	30	30	GREY 26480	ABOVE BOOTTOP	
AIR LOCK	4KA0	0.6	ST DECK TRAFFIC			C413					C200	750-1000			GREY 36076		
AIR LOCK	4KA0	2.5	ST DECK NON TRAFFIC			C413 AND C045					C061 OR C177	30	30		GREY 16076		
AIR LOCK	4KA0	3.3	DECKHEAD			C212	36	36			C061	30	30		WHITE 27925		
AIR LOCK	4KA0	2.7	FORWARD			C212	36	36			C061	30	30		GREY 27880		
AIR LOCK	4KA0	2.7	AFT			C212	36	36			C061	30	30		GREY 27880		
AIR LOCK	4KA0	7.2	PORT			C212	36	36			C061	30	30		GREY 27880		
AIR LOCK	4KA0	7.2	STBD			C212	36	36			C061	30	30		GREY 27880		

Title: Painting & Preservation Schedule			Dwg No: HFX-D28-396-000-01			Previous DND No. 8355538			Date: 2004-09-02			Rev: C				SHEET 28 OF 81	
Compartment			Surface	Inorganic Zinc Primer C171		Primer			Deck Covering/ Insulation	Ref Note	Finisher				Colour	Remarks	
				1st Coat µm	2nd Coat µm	Spec	1st Coat µm	2nd Coat µm			Spec	1st Coat µm	2nd Coat µm	3rd Coat µm			
Name	DCZ	Area M²															
AIR LOCK	4KA0	1.2	OTHERS								C061	30	30		GREY 16076	DADO (150 mm HIGH)	
JP5 PUMP ROOM	4KA1	8.5	ST DECK TRAFFIC			C413	125-150				C200	750-1000			GREY 36076		
JP5 PUMP ROOM	4KA1	8.5	ST DECK NON TRAFFIC			C413 AND C045					C061 OR C177	30	30		GREY 16076		
JP5 PUMP ROOM	4KA1	18.3	DECKHEAD			C212	36	36	INSULATION		C061	30	30		WHITE 27925		
JP5 PUMP ROOM	4KA1	8.8	FORWARD			C212	36	36	INSULATION	NOTE 5					WHITE 27925		
JP5 PUMP ROOM	4KA1	8.8	AFT			C212	36	36	INSULATION	NOTE 5					WHITE 27925		
JP5 PUMP ROOM	4KA1	21.2	PORT			C212	36	36	INSULATION	NOTE 5					WHITE 27925		
JP5 PUMP ROOM	4KA1	21.2	STBD			C212	36	36	INSULATION	NOTE 5					WHITE 27925		
JP5 PUMP ROOM	4KA1	2.6	OTHERS								C061	30	30		GREY 16076	DADO (900 mm HIGH)	
LOBBY	4KA2	3.8	ST DECK			C413	125-150		DK COVERING								
LOBBY	4KA2	4.1	DECKHEAD			C212	36	36			C061	30	30		WHITE 27925		
LOBBY	4KA2	3.1	FORWARD			C212	36	36			C061	30	30		GREY 27880		
LOBBY	4KA2	3.1	AFT			C212	36	36			C061	30	30		GREY 27880		
LOBBY	4KA2	7.2	PORT			C212	36	36			C061	30	30		GREY 27880		
LOBBY	4KA2	7.2	STBD			C212	36	36			C061	30	30		GREY 27880		
LOBBY	4KA2	1.2	OTHERS								C061	30	30		GREY 16076	DADO (150 mm HIGH)	
GENERAL STORE NO. 2	4KZ	98.2	ST DECK			C413	125-150		DK COVERING							FALSE DECK AT SHIPS SIDE	
GENERAL STORE NO. 2	4KZ	125.8	DECKHEAD			C212	36	36	INSULATION	NOTE 4	C061	30	30		WHITE 27925		
GENERAL STORE NO. 2	4KZ	57.5	FORWARD			C212	36	36			C061	30	30		WHITE 27925		
GENERAL STORE NO. 2	4KZ	36.0	AFT			C212	36	36			C061	30	30		WHITE 27925		
GENERAL STORE NO. 2	4KZ	26.5	PORT			C212	36	36	INSULATION	NOTE 4	C061	30	30		WHITE 27925		
GENERAL STORE NO. 2	4KZ	26.5	STBD			C212	36	36	INSULATION	NOTE 4	C061	30	30		WHITE 27925		
GENERAL STORE NO. 2	4KZ	49.0	SHELL EXT	76		C045	40				C411	30	30	30	GREY 26480	ABOVE BOOTTOP	
GENERAL STORE NO. 2	4KZ	48.8	OTHERS								C061	30	30		GREY 16076	DADO (900 mm HIGH)	
GENERAL STORE NO. 3	4L	57.1	ST DECK								C207	See Remarks			BUFF	BELOW FALSE DECK. D.F.T. PER COAT IS 125-150 MICRONS	
GENERAL STORE NO. 3	4L	57.1	ST DECK								C207		See Remarks		OFF WHITE	BELOW FALSE DECK. D.F.T. PER COAT IS 125-150 MICRONS	
GENERAL STORE NO. 3	4L	78.0	DECKHEAD			C212	36	36			C061	30	30		WHITE 27925	PART INSULATION SEE NOTE 4	
GENERAL STORE NO. 3	4L	53.1	FORWARD			C212	36	36			C061	30	30		WHITE 27925		
GENERAL STORE NO. 3	4L	21.3	AFT			C212	36	36	INSULATION	NOTE 4	C061	30	30		WHITE 27925		
GENERAL STORE NO. 3	4L	24.4	PORT			C212	36	36	INSULATION	NOTE 4	C061	30	30		WHITE 27925		
GENERAL STORE NO. 3	4L	24.4	STBD			C212	36	36	INSULATION	NOTE 4	C061	30	30		WHITE 27925		
GENERAL STORE NO. 3	4L	45.2	SHELL EXT	76		C045	40				C411	30	30	30	GREY 26480	ABOVE BOOT TOP	
EMERGENCY FIRE PUMP ROOM	4LA0	11.7	ST DECK								C207	See Remarks			BUFF	BELOW FALSE DECK. D.F.T. PER COAT IS 125-150 MICRONS	
EMERGENCY FIRE PUMP ROOM	4LA0	11.7	ST DECK								C207		See Remarks		OFF WHITE	BELOW FALSE DECK. D.F.T. PER COAT IS 125-150 MICRONS	
EMERGENCY FIRE PUMP ROOM	4LA0	12.6	DECKHEAD			C212	36	36		NOTE 4	C061	30	30		WHITE 27925	PART INSULATION	
EMERGENCY FIRE PUMP ROOM	4LA0	7.1	FORWARD			C212	36	36			C061	30	30		WHITE 27925		
EMERGENCY FIRE PUMP ROOM	4LA0	7.1	AFT			C212	36	36			C061	30	30		WHITE 27925		
EMERGENCY FIRE PUMP ROOM	4LA0	9.8	PORT			C212	36	36			C061	30	30		WHITE 27925		
EMERGENCY FIRE PUMP ROOM	4LA0	9.8	STBD			C212	36	36			C061	30	30		WHITE 27925		
VOID	4MA	188.6	ALL INTERIOR SURFACES								C207	See Remarks			BUFF	D.F.T. PER COAT IS 125-150 ICRONS	
VOID	4MA	188.6	ALL INTERIOR SURFACES								C207		See Remarks		OFF WHITE	D.F.T. PER COAT IS 125-150 ICRONS	
VOID	4MA	70.0	SHELL EXT	76		C045	40				C411	30	30	30	GREY 26480	ABOVE BOOT TOP	
TOWED ARRAY/TORPEDO DECOY DRAIN TANK	4MZ	121.4	ALL INTERIOR SURFACES								C207	See Remarks			BUFF	D.F.T. PER COAT IS 125-150 ICRONS	
TOWED ARRAY/TORPEDO DECOY DRAIN TANK	4MZ	121.4	ALL INTERIOR SURFACES								C207		See Remarks		OFF WHITE	D.F.T. PER COAT IS 125-150 ICRONS	

Title: Painting & Preservation Schedule			Dwg No: HFX-D28-396-000-01			Previous DND No. 8355538		Date: 2004-09-02			Rev: C				SHEET 29 OF 81		
Compartment			Surface	Inorganic Zinc Primer C171		Primer			Deck Covering/ Insulation	Ref Note	Finisher				Colour	Remarks	
				1st Coat µm	2nd Coat µm	Spec	1st Coat µm	2nd Coat µm			Spec	1st Coat µm	2nd Coat µm	3rd Coat µm			
Name	DCZ	Area M²															
TOWED ARRAY/TORPEDO DECOY DRAIN TANK	4MZ	40.6	SHELL EXT	76		C045	40				C411	30	30	30	GREY 26480	ABOVE BOOT TOP	
SPIRIT & TOBACCO STORE	3BZ	14.3	ST DECK			C413	125-150		DK COVERING								
SPIRIT & TOBACCO STORE	3BZ	21.7	DECKHEAD			C212	36	36		NOTE 4	C061	30	30		WHITE 27925	PART INSULATION	
SPIRIT & TOBACCO STORE	3BZ	16.1	FORWARD			C212	36	36	INSULATION	NOTE 4	C061	30	30		WHITE 27925		
SPIRIT & TOBACCO STORE	3BZ	19.4	AFT			C212	36	36	INSULATION	NOTE 4	C061	30	30		WHITE 27925		
SPIRIT & TOBACCO STORE	3BZ	7.5	PORT			C212	36	36	INSULATION	NOTE 4	C061	30	30		WHITE 27925		
SPIRIT & TOBACCO STORE	3BZ	7.5	STBD			C212	36	36	INSULATION	NOTE 4	C061	30	30		WHITE 27925		
SPIRIT & TOBACCO STORE	3BZ	15.0	SHELL EXT	76		C045	40				C411	30	30	30	GREY 26480	ABOVE BOOT TOP	
SPIRIT & TOBACCO STORE	3BZ	14.1	OTHERS								C061	30	30		GREY 16076	DADO 900mm HIGH.	
MESS NO. 7	3CA	34.3	ST DECK			C413	125-150		DK COVERING								
MESS NO. 7	3CA	49.2	DECKHEAD			C212	36	36		NOTE 4	C061	30	30		WHITE 27925	PART INSULATION	
MESS NO. 7	3CA	19.4	FORWARD			C212	36	36			C061	30	30		GREY 27886		
MESS NO. 7	3CA	31.4	AFT								C061	30	30		GREY 27886	JOINER BULKHEAD	
MESS NO. 7	3CA	17.5	PORT			C212	36	36	INSULATION	NOTE 4	C061	30	30		GREY 27886		
MESS NO. 7	3CA	10.9	STBD			C212	36	36	INSULATION	NOTE 4	C061	30	30		GREY 27886		
MESS NO. 7	3CA	28.4	SHELL EXT	76		C045	40				C411	30	30	30	GREY 26480		
MESS NO. 8	3CB0	35.8	ST DECK			C413	125-150		DK COVERING								
MESS NO. 8	3CB0	47.1	DECKHEAD			C212	36	36		NOTE 4	C061	30	30		WHITE 27925	PART INSULATION	
MESS NO. 8	3CB0	12.6	FORWARD								C061	30	30		GREY 27875	JOINER BULKHEAD	
MESS NO. 8	3CB0	13.4	AFT			C212	36	36			C061	30	30		GREY 27875		
MESS NO. 8	3CB0	24.9	PORT			C212	36	36		NOTE 4	C061	30	30		GREY 27875	PART INSULATION. CLEAR OF JOINER BULKHEAD.	
MESS NO. 8	3CB0	21.4	STBD			C212	36	36	INSULATION	NOTE 4	C061	30	30		GREY 27875		
MESS NO. 8	3CB0	21.4	SHELL EXT	76		C045	40				C411	30	30	30	GREY 26480		
CLEANING GEAR LOCKER	3CB2	1.1	ST DECK TRAFFIC			C413	125-150				C200	750-1000			GREY 36076		
CLEANING GEAR LOCKER	3CB2	1.7	ST DECK NON-TRAFFIC	76							C061	30	30		GREY 16076		
CLEANING GEAR LOCKER	3CB2	5.6	DECKHEAD			C212	36	36		NOTE 4	C061	30	30		WHITE 513-201	PART INSULATION	
CLEANING GEAR LOCKER	3CB2	6.4	FORWARD								C061	30	30		WHITE 513-201	JOINER BULKHEAD	
CLEANING GEAR LOCKER	3CB2	7.2	AFT								C061	30	30		WHITE 513-201	JOINER BULKHEAD	
CLEANING GEAR LOCKER	3CB2	5.0	PORT			C212	36	36	INSULATION	NOTE 4	C061	30	30		WHITE 513-201		
CLEANING GEAR LOCKER	3CB2	4.9	STBD								C061	30	30		WHITE 513-201	JOINER BULKHEAD	
CLEANING GEAR LOCKER	3CB2	5	SHELL EXT	76		C045	40				C411	30	30	30	GREY 26480		
CLEANING GEAR LOCKER	3CB2	1.0	OTHERS								C061	30	30		GREY 16076	DADO 150mm HIGH	
CREWS WP & HEADS NO. 2	3CZ0	11.2	ST DECK			C413	125-150		DK COVERING								
CREWS WP & HEADS NO. 2	3CZ0	11.2	DECKHEAD			C212	36	36			C061	30	30		WHITE 27925		
CREWS WP & HEADS NO. 2	3CZ0	10.3	FORWARD			C212	36	36		NOTE 4	C061	30	30		GREY 27880	PART INSULATION	
CREWS WP & HEADS NO. 2	3CZ0	10.1	AFT			C212	36	36			C061	30	30		GREY 27880		
CREWS WP & HEADS NO. 2	3CZ0	6.3	PORT								C061	30	30		GREY 27880	JOINER BULKHEAD	
CREWS WP & HEADS NO. 2	3CZ0	6.9	STBD			C212	36	36			C061	30	30		GREY 27880		
CREWS WP & HEADS NO. 2	3CZ0	4.1	OTHERS			C212	36	36			C061	30	30		GREY 27880	SHOWER PARTITIONS	

Title: Painting & Preservation Schedule			Dwg No: HFX-D28-396-000-01			Previous DND No. 8355538			Date: 2004-09-02			Rev: C				SHEET 30 OF 81	
Compartment			Surface	Inorganic Zinc Primer C171		Primer			Deck Covering/ Insulation	Ref Note	Finisher				Colour	Remarks	
				1st Coat µm	2nd Coat µm	Spec	1st Coat µm	2nd Coat µm			Spec	1st Coat µm	2nd Coat µm	3rd Coat µm			
Name	DCZ	Area M²															
CREWS WP & HEADS NO. 2	3CZ0	6.6	OTHERS								C061	30	30		GREY 27880	W.C. PARTITIONS	
LOBBY	3CZ2	15.5	ST DECK			C413	125-150		DK COVERING								
LOBBY	3CZ2	20.8	DECKHEAD			C212	36	36		NOTE 4	C061	30	30		WHITE 27925	PART INSULATION	
LOBBY	3CZ2	19.8	FORWARD								C061	30	30		GREY 27880	JOINER BULKHEAD	
LOBBY	3CZ2	7.2	AFT			C212	36	36			C061	30	30		GREY 27880		
LOBBY	3CZ2	9.9	PORT			C212	36	36	INSULATION	NOTE 4	C061	30	30		GREY 27880		
LOBBY	3CZ2	24.4	STBD			C212	36	36		NOTE 4	C061	30	30		GREY 27880	PART INSULATION. CLEAR OF JOINER BULKHEAD	
LOBBY	3CZ2	9.9	SHELL EXT	76		C045	40				C411	30	30	30	GREY 26480		
LOBBY	3CZ2	3.4	OTHERS								C061	30	30		GREY 16076	DADO 150mm HIGH	
COMMAND & CONTROL EQUIPMENT RM NO.3	3DA0	3.2	ST DECK TRAFFIC			C413	125-150				C200	750-1000			GREY 36076		
COMMAND & CONTROL EQUIPMENT RM NO.3	3DA0	31.7	ST DECK NON TRAFFIC			C413 AND C045					C061 OR C177	30	30		GREY 16076		
COMMAND & CONTROL EQUIPMENT RM NO.3	3DA0	34.2	DECKHEAD			C212	36	36		NOTE 4	C061	30	30		WHITE 27925	PART INSULATION	
COMMAND & CONTROL EQUIPMENT RM NO.3	3DA0	22.4	FORWARD			C212	36	36			C061	30	30		WHITE 27925		
COMMAND & CONTROL EQUIPMENT RM NO.3	3DA0	22.4	AFT			C212	36	36			C061	30	30		WHITE 27925		
COMMAND & CONTROL EQUIPMENT RM NO.3	3DA0	10.8	PORT			C212	36	36			C061	30	30		WHITE 27925		
COMMAND & CONTROL EQUIPMENT RM NO.3	3DA0	10.8	STBD			C212	36	36	INSULATION	NOTE 4	C061	30	30		WHITE 27925		
COMMAND & CONTROL EQUIPMENT RM NO.3	3DA0	10.8	SHELL EXT	76		C045	40				C411	30	30	30	GREY 26480		
PASSAGEWAY	3DA2	43.0	ST DECK			C413	125-150		DK COVERING								
PASSAGEWAY	3DA2	46.4	DECKHEAD			C212	36	36		NOTE 4	C061	30	30		WHITE 27925	PART INSULATION	
PASSAGEWAY	3DA2	18.3	FORWARD			C212	36	36			C061	30	30		GREY 26132		
PASSAGEWAY	3DA2	5.7	AFT			C212	36	36			C061	30	30		GREY 26132		
PASSAGEWAY	3DA2	46.2	PORT			C212	36	36	INSULATION	NOTE 4	C061	30	30		GREY 26132		
PASSAGEWAY	3DA2	42.8	STBD			C212	36	36			C061	30	30		GREY 26132	CLEAR OF JOINER BHD	
PASSAGEWAY	3DA2	46.2	SHELL EXT	76		C045	40				C411	30	30	30	GREY 26480		
PASSAGEWAY	3DA2	7.5	OTHERS								C061	30	30		WHITE 16076	DADO (150mm HIGH)	
DISH WASHING COMPARTMENT	3DY0	5.7	ST DECK			C413	125-150		DK COVERING								
DISH WASHING COMPARTMENT	3DY0	6.2	DECKHEAD			C212	36	36			C061	30	30		WHITE 27925		
DISH WASHING COMPARTMENT	3DY0	8.3	FORWARD								C061	30	30		WHITE 27925	JOINER BULKHEAD	
DISH WASHING COMPARTMENT	3DY0	8.3	AFT								C061	30	30		WHITE 27925	JOINER BULKHEAD	
DISH WASHING COMPARTMENT	3DY0	4.5	PORT								C061	30	30		WHITE 27925	JOINER BULKHEAD	
DISH WASHING COMPARTMENT	3DY0	4.5	STBD								C061	30	30		WHITE 27925	JOINER BULKHEAD	
CREWS LOUNGE (CASUALTY CLEARING STATION)	3DZ0	45.5	ST DECK			C413	125-150		DK COVERING								
CREWS LOUNGE (CASUALTY CLEARING STATION)	3DZ0	49.1	DECKHEAD			C212	36	36			C061	30	30		WHITE 27925		
CREWS LOUNGE (CASUALTY CLEARING STATION)	3DZ0	14.3	FORWARD			C212	36	36			C061	30	30		GREY 27886		
CREWS LOUNGE (CASUALTY CLEARING STATION)	3DZ0	14.3	AFT								C061	30	30		GREY 27886	JOINER BULKHEAD	
CREWS LOUNGE (CASUALTY CLEARING STATION)	3DZ0	19.8	PORT								C061	30	30		GREY 27886	JOINER BULKHEAD	
CREWS LOUNGE (CASUALTY CLEARING STATION)	3DZ0	9.9	STBD								C061	30	30		GREY 27886	JOINER BULKHEAD	
CREWS CAFETERIA	3DZ0	59.1	ST DECK			C413	125-150		DK COVERING								
CREWS CAFETERIA	3DZ0	63.8	DECKHEAD			C212	36	36		NOTE 4	C061	30	30		WHITE 27925	PART INSULATION	
CREWS CAFETERIA	3DZ0	18.1	FORWARD			C212	36	36			1-GP-52M	30	30		GREY 27880	JOINER BULKHEAD	
CREWS CAFETERIA	3DZ0	18.1	AFT			C212	36	36			1-GP-52M	30	30		GREY 27880	LINING	
CREWS CAFETERIA	3DZ0	32.5	PORT								1-GP-52M	30	30		GREY 27880	JOINER BULKHEAD	
CREWS CAFETERIA	3DZ0	35.1	STBD			C212	36	36	INSULATION		1-GP-52M	30	30		GREY 27880	LINING	

Title: Painting & Preservation Schedule			Dwg No: HFX-D28-396-000-01			Previous DND No. 8355538		Date: 2004-09-02			Rev: C				SHEET 31 OF 81	
Compartment			Surface	Inorganic Zinc Primer C171		Primer			Deck Covering/ Insulation	Ref Note	Finisher				Colour	Remarks
				1st Coat µm	2nd Coat µm	Spec	1st Coat µm	2nd Coat µm			Spec	1st Coat µm	2nd Coat µm	3rd Coat µm		
Name	DCZ	Area M²														
CREWS CAFETERIA	3DZ0	35.1	SHELL EXT	76		C045	40				C411	30	30	30	GREY 26480	
CREWS LOUNGE HEADS	3DZ2	4.4	ST DECK			C413	125-150		DK COVERING							
CREWS LOUNGE HEADS	3DZ2	4.8	DECKHEAD			C212	36	36	INSULATION	NOTE 4	C061	30	30		WHITE 27925	
CREWS LOUNGE HEADS	3DZ2	1.5	FORWARD								C061	30	30		GREY 27880	JOINER BULKHEAD
CREWS LOUNGE HEADS	3DZ2	2.6	AFT			C212	36	36			C061	30	30		GREY 27880	
CREWS LOUNGE HEADS	3DZ2	7.5	PORT			C212	36	36	INSULATION	NOTE 4	C061	30	30		GREY 27880	CLEAR OF FIBREGLASS LINING. FOR FFH 330,331,332,334 & 335 APPLY 1 COAT 38 µm OF C021 TO THE DOUBLE LAYER OF FIBREGLASS, COLOUR TO BE GREY 27880. SEE NOTE 18 FOR FFH 333, 336 TO 341.
CREWS LOUNGE HEADS	3DZ2	5.5	STBD								C061	30	30		GREY 27880	JOINER BULKHEAD
CREWS LOUNGE HEADS	3DZ2	7.5	SHELL EXT	76		C045	40				C411	30	30	30	GREY 26480	
CREWS LOUNGE HEADS	3DZ2	2.5	OTHERS								C061	30	30		GREY 101-202	WC PARTITIONS
PASSAGEWAY(PORT)	3EA0	19.5	ST DECK			C413	125-150		DK COVERING							
PASSAGEWAY(PORT)	3EA0	21.1	DECKHEAD			C212	36	36			C061	30	30		WHITE 27925	
PASSAGEWAY(PORT)	3EA0	12.3	FORWARD			C212	36	36			C061	30	30		GREY 27880	
PASSAGEWAY(PORT)	3EA0	12.3	AFT			C212	36	36			C061	30	30		GREY 27880	
PASSAGEWAY(PORT)	3EA0	26.5	PORT			C212	36	36			C061	30	30		GREY 27880	
PASSAGEWAY(PORT)	3EA0	26.5	STBD			C212	36	36			C061	30	30		GREY 27880	CLEAR OF JOINER BULKHEAD
PASSAGEWAY(PORT)	3EA0	4.4	OTHERS								C061	30	30		GREY 16076	DADO (150mm HIGH)
PASSAGEWAY(FORWARD)	3EA0	7.9	ST DECK			C413	125-150		DK COVERING							
PASSAGEWAY(FORWARD)	3EA0	8.5	DECKHEAD			C212	36	36			C061	30	30		WHITE 27925	
PASSAGEWAY(FORWARD)	3EA0	21.4	FORWARD			C212	36	36			C061	30	30		GREY 27880	
PASSAGEWAY(FORWARD)	3EA0	19.8	AFT								C061	30	30		GREY 27880	JOINER BULKHEAD
PASSAGEWAY(FORWARD)	3EA0	2.6	PORT			C212	36	36			C061	30	30		GREY 27880	
PASSAGEWAY(FORWARD)	3EA0	2.4	STBD								C061	30	30		GREY 27880	JOINER BULKHEAD
PASSAGEWAY(FORWARD)	3EA0	2.7	OTHERS								C061	30	30		GREY 16076	DADO (150mm HIGH)
DRY GOODS STORAGE	3EA1	2.8	ST DECK			C413	125-150		DK COVERING							
DRY GOODS STORAGE	3EA1	4.2	DECKHEAD			C212	36	36		NOTE 4	C061	30	30		WHITE 27925	PART INSULATION
DRY GOODS STORAGE	3EA1	5.4	FORWARD			C212	36	36			C061	30	30		WHITE 27925	
DRY GOODS STORAGE	3EA1	5.2	AFT								C061	30	30		WHITE 27925	JOINER BULKHEAD
DRY GOODS STORAGE	3EA1	4.9	PORT								C061	30	30		WHITE 27925	JOINER BULKHEAD
DRY GOODS STORAGE	3EA1	5.3	STBD			C212	36	36	INSULATION	NOTE 4	C061	30	30		WHITE 27925	
DRY GOODS STORAGE	3EA1	5.3	SHELL EXT	76							C061	30	30	30	GREY 26480	
FORWARD A/C PLANT	3EA2	11.3	ST DECK TRAFFIC			C413	125-150				C200	750-1000			GREY 36076	
FORWARD A/C PLANT	3EA2	12.6	ST DECK NON TRAFFIC			C413 AND C045					C061 OR C177	30	30		GREY 16076	
FORWARD A/C PLANT	3EA2	31.8	DECKHEAD			C212	36	36	INSULATION		C061	30	30		WHITE 27925	
FORWARD A/C PLANT	3EA2	7.6	FORWARD			C212	36	36	INSULATION	NOTE 5					WHITE 27925	
FORWARD A/C PLANT	3EA2	8.3	AFT			C212	36	36			C061	30	30		WHITE 27925	
FORWARD A/C PLANT	3EA2	26.5	PORT			C212	36	36	INSULATION	NOTE 5					WHITE 27925	
FORWARD A/C PLANT	3EA2	26.5	STBD			C212	36	36	INSULATION	NOTE 5					WHITE 27925	
FORWARD A/C PLANT	3EA2	26.5	SHELL EXT	76		C045	40				C411	30	30	30	GREY 26480	
FORWARD A/C PLANT	3EA2	22.4	OTHERS								C061	30	30		GREY 16076	DADO (900mm HIGH) EXCEPT OVER PERFORATED METAL.
DUMB WAITER TRUNK	3EB1	30.1	ALL INTERIOR SURFACES								C207	See Remarks			BUFF	D.F.T. PER COAT IS 125-150 MICRONS
DUMB WAITER TRUNK	3EB1	30.1	ALL INTERIOR SURFACES								C207		See Remarks		OFF WHITE	D.F.T. PER COAT IS 125-150 MICRONS
COOKS OFFICE	3EY1	3.3	ST DECK			C413	125-150		DK COVERING							
COOKS OFFICE	3EY1	3.6	DECKHEAD			C212	36	36			C061	30	30		WHITE 27925	

Title: Painting & Preservation Schedule			Dwg No: HFX-D28-396-000-01			Previous DND No. 8355538			Date: 2004-09-02			Rev: C				SHEET 32 OF 81		
Compartment			Surface	Inorganic Zinc Primer C171		Primer			Deck Covering/ Insulation	Ref Note	Finisher				Colour	Remarks		
				1st Coat µm	2nd Coat µm	Spec	1st Coat µm	2nd Coat µm			Spec	1st Coat µm	2nd Coat µm	3rd Coat µm				
Name			DCZ	Area M²														
COOKS OFFICE			3EY1	5.8	FORWARD			C212	36	36			C061	30	30		GREEN 24585	
COOKS OFFICE			3EY1	5.4	AFT								C061	30	30		GREEN 24585	JOINER BULKHEAD
COOKS OFFICE			3EY1	3.7	PORT								C061	30	30		GREEN 24585	JOINER BULKHEAD
COOKS OFFICE			3EY1	4.0	STBD			C212	36	36			C061	30	30		GREEN 24585	
LOBBY			3EY1	9.9	ST DECK			C413	125-150		DK COVERING							
LOBBY			3EY1	10.7	DECKHEAD			C212	36	36			C061	30	30		WHITE 27925	
LOBBY			3EY1	11.7	FORWARD			C212	36	36			C061	30	30		GREY 27880	
LOBBY			3EY1	11.7	AFT			C212	36	36			C061	30	30		GREY 27880	
LOBBY			3EY1	8.0	PORT			C212	36	36			C061	30	30		GREY 27880	
LOBBY			3EY1	8.0	STBD			C212	36	36			C061	30	30		GREY 27880	
LOBBY			3EY1	2.2	OTHERS								C061	30	30		GREY 16076	DADO (150mm HIGH)
FAMR ACCESS			3EY2	2.2	ST DECK			C413	125-150				C200	750-1000			GREY 36076	
FAMR ACCESS			3EY2	2.4	DECKHEAD			C212	36	36	INSULATION		C061	30	30		WHITE 27925	
FAMR ACCESS			3EY2	2.9	FORWARD			C212	36	36	INSULATION	NOTE 5	C061	30	30		GREY 27880	
FAMR ACCESS			3EY2	2.9	AFT			C212	36	36	INSULATION	NOTE 5	C061	30	30		GREY 27880	
FAMR ACCESS			3EY2	5.2	PORT			C212	36	36	INSULATION	NOTE 5	C061	30	30		GREY 27880	
FAMR ACCESS			3EY2	5.2	STBD			C212	36	36	INSULATION	NOTE 5	C061	30	30		GREY 27880	
GALLEY			3EZ1	57.2	ST DECK			C413	125-150		DKCOVERING							
GALLEY			3EZ1	66.4	DECKHEAD			C212	36	36		NOTE 4	C061	30	30		WHITE 27925	PART INSULATION
GALLEY			3EZ1	26.1	FORWARD								C061	30	30		WHITE 27925	JOINER BULKHEAD
GALLEY			3EZ1	38.8	AFT			C212	36	36			C061	30	30		WHITE 27925	
GALLEY			3EZ1	26.5	PORT			C212	36	36			C061	30	30		WHITE 27925	
GALLEY			3EZ1	26.5	STBD			C212	36	36	INSULATION	NOTE 4	C061	30	30		WHITE 27925	CLEAR OF FIBREGLASS LINING. APPLY 1 COAT 38 µm OF 1-GP-146M TO THE DOUBLE LAYER OF FIBREGLASS, COLOUR TO BE WHITE.
GALLEY			3EZ1	21.2	SHELL EXT	76		C045	40				C411	30	30	30	GREY 26480	
GALLEY A/C PLANT			3FA1	5.0	ST DECK TRAFFIC			C413	125-150				C200	750-1000			GREY 36076	
GALLEY A/C PLANT			3FA1	4.7	ST DECK NON TRAFFIC			C413 AND C045					C061 OR C177	30	30		GREY 16076	
GALLEY A/C PLANT			3FA1	10.5	DECKHEAD			C212	36	36	INSULATION		C061	30	30		WHITE 27925	
GALLEY A/C PLANT			3FA1	5.8	FORWARD			C212	36	36	INSULATION	NOTE 5					WHITE 27925	
GALLEY A/C PLANT			3FA1	5.8	AFT			C212	36	36			C061	30	30		WHITE 27925	
GALLEY A/C PLANT			3FA1	13.3	PORT			C212	36	36	INSULATION	NOTE 5					WHITE 27925	
GALLEY A/C PLANT			3FA1	13.3	STBD			C212	36	36	INSULATION	NOTE 5					WHITE 27925	
GALLEY A/C PLANT			3FA1	13.0	OTHERS								C061	30	30		GREY 16076	DADO (900mm HIGH)
PASSAGEWAY			3FA2	38.2	ST DECK			C413	125-150		DK COVERING							
PASSAGEWAY			3FA2	41.3	DECKHEAD			C212	36	36		NOTE 4	C061	30	30		WHITE 27925	PART INSULATION
PASSAGEWAY			3FA2	30.5	FORWARD			C212	36	36			C061	30	30		GREY 27880	
PASSAGEWAY			3FA2	30.5	AFT			C212	36	36			C061	30	30		GREY 27880	
PASSAGEWAY			3FA2	41.0	PORT								C061	30	30		GREY 27880	JOINER BULKHEAD
PASSAGEWAY			3FA2	46.9	STBD			C212	36	36			C061	30	30		GREY 27880	
PASSAGEWAY			3FA2	9.2	OTHERS								C061	30	30		GREY 16076	DADO (900mm HIGH) EXCEPT OVER PERFORATED METAL.
CHIEF & PETTY OFFICERS SERVERY NO. 3 DECK			3FA3	11.6	ST DECK			C413	125-150		DK COVERING							
CHIEF & PETTY OFFICERS SERVERY NO. 3 DECK			3FA3	14.8	DECKHEAD			C212	36	36		NOTE 4	C061	30	30		WHITE 27925	PART INSULATION
CHIEF & PETTY OFFICERS SERVERY NO. 3 DECK			3FA3	9.3	FORWARD			C212	36	36			C061	30	30		WHITE 27925	
CHIEF & PETTY OFFICERS SERVERY NO. 3 DECK			3FA3	8.9	AFT								C061	30	30		WHITE 27925	JOINER BULKHEAD

Title: Painting & Preservation Schedule			Dwg No: HFX-D28-396-000-01			Previous DND No. 8355538			Date: 2004-09-02			Rev: C				SHEET 33 OF 81	
Compartment			Surface	Inorganic Zinc Primer C171		Primer			Deck Covering/ Insulation	Ref Note	Finisher				Colour	Remarks	
				1st Coat µm	2nd Coat µm	Spec	1st Coat µm	2nd Coat µm			Spec	1st Coat µm	2nd Coat µm	3rd Coat µm			
Name	DCZ	Area M²															
CHIEF & PETTY OFFICERS SERVERY NO. 3 DECK	3FA3	14.6	PORT			C212	36	36			C061	30	30		WHITE 27925		
CHIEF & PETTY OFFICERS SERVERY NO. 3 DECK	3FA3	14.6	STBD			C212	36	36	INSULATION	NOTE 4	C061	30	30		WHITE 27925		
CHIEF & PETTY OFFICERS SERVERY NO. 3 DECK	3FA3	14.6	SHELL EXT	76		C045	40				C411	30	30	30	GREY 26480		
MEDICAL STORE	3FA4	2.5	ST DECK TRAFFIC			C413	125-150				C200	750-1000			GREY 36076		
MEDICAL STORE	3FA4	4.3	ST DECK NON TRAFFIC			C413 AND C045					C061 OR C177	30	30		GREY 16076		
MEDICAL STORE	3FA4	8.5	DECKHEAD			C212	36	36		NOTE 4	C061	30	30		WHITE 27925	PART INSULATION	
MEDICAL STORE	3FA4	8.3	FORWARD			C212	36	36			C061	30	30		WHITE 27925		
MEDICAL STORE	3FA4	8.4	AFT			C212	36	36			C061	30	30		WHITE 27925		
MEDICAL STORE	3FA4	6.9	PORT			C212	36	36	INSULATION	NOTE 4	C061	30	30		WHITE 27925		
MEDICAL STORE	3FA4	6.9	STBD			C212	36	36			C061	30	30		WHITE 27925		
MEDICAL STORE	3FA4	6.9	SHELL EXT	76		C045	40				C411	30	30	30	GREY 26480		
MEDICAL STORE	3FA4	9.6	OTHERS								C061	30	30		GREY 16076	DADO (900mm HIGH)	
ELECTRICAL WORKSHOP	3FB2	3.3	ST DECK TRAFFIC			C413	125-150				C200	750-1000			GREY 36076		
ELECTRICAL WORKSHOP	3FB2	4.9	ST DECK NON TRAFFIC			C413 AND C045					C061 OR C177	30	30		GREY 16076		
ELECTRICAL WORKSHOP	3FB2	10.0	DECKHEAD			C212	36	36		NOTE 4	C061	30	30		WHITE 27925	PART INSULATION	
ELECTRICAL WORKSHOP	3FB2	8.4	FORWARD			C212	36	36			C061	30	30		WHITE 27925	JOINER BULKHEAD	
ELECTRICAL WORKSHOP	3FB2	7.9	AFT								C061	30	30		WHITE 27925	JOINER BULKHEAD	
ELECTRICAL WORKSHOP	3FB2	7.7	PORT			C212	36	36	INSULATION	NOTE 4	C061	30	30		WHITE 27925		
ELECTRICAL WORKSHOP	3FB2	7.1	STBD								C061	30	30		WHITE 27925	JOINER BULKHEAD	
ELECTRICAL WORKSHOP	3FB2	7.7	SHELL EXT	76		C045	40				C411	30	30	30	GREY 26480		
ELECTRICAL WORKSHOP	3FB2	10.3	OTHERS								C061	30	30		GREY 16076	DADO (900mm HIGH)	
MECHANICAL WORKSHOP	3FC2	7.9	ST DECK TRAFFIC			C413	125-150				C200	750-1000			GREY 36076		
MECHANICAL WORKSHOP	3FC2	10.9	ST DECK NON TRAFFIC			C413 AND C045					C061 OR C177	30	30		GREY 16076		
MECHANICAL WORKSHOP	3FC2	22.8	DECKHEAD			C212	36	36		NOTE 4	C061	30	30		WHITE 27925	PART INSULATION	
MECHANICAL WORKSHOP	3FC2	8.7	FORWARD								C061	30	30		WHITE 27925	JOINER BULKHEAD	
MECHANICAL WORKSHOP	3FC2	8.8	AFT								C061	30	30		WHITE 27925	JOINER BULKHEAD	
MECHANICAL WORKSHOP	3FC2	17.8	PORT			C212	36	36	INSULATION	NOTE 4	C061	30	30		WHITE 27925		
MECHANICAL WORKSHOP	3FC2	16.5	STBD								C061	30	30		WHITE 27925	JOINER BULKHEAD	
MECHANICAL WORKSHOP	3FC2	17.8	SHELL EXT	76		C045	40				C411	30	30	30	GREY 26480		
MECHANICAL WORKSHOP	3FC2	18.0	OTHERS								C061	30	30		GREY 16076	DADO (900mm HIGH)	
TOOL CRIB	3FY2	1.9	ST DECK TRAFFIC			C413	125-150				C200	750-1000			GREY 36076		
TOOL CRIB	3FY2	3.5	ST DECK NON TRAFFIC			C413 AND C045					C061 OR C177	30	30		GREY 16076		
TOOL CRIB	3FY2	6.8	DECKHEAD			C212	36	36		NOTE 4	C061	30	30		WHITE 27925	PART INSULATION	
TOOL CRIB	3FY2	5.5	FORWARD								C061	30	30		WHITE 27925	JOINER BULKHEAD	
TOOL CRIB	3FY2	5.6	AFT								C061	30	30		WHITE 27925	JOINER BULKHEAD	
TOOL CRIB	3FY2	7.2	PORT			C212	36	36	INSULATION	NOTE 4	C061	30	30		WHITE 27925		
TOOL CRIB	3FY2	6.8	STBD								C061	30	30		WHITE 27925	JOINER BULKHEAD	
TOOL CRIB	3FY2	7.2	SHELL EXT	76		C045	40				C411	30	30	30	GREY 26480		
TOOL CRIB	3FY2	8.5	OTHERS								C061	30	30		GREY 16076	DADO (900mm HIGH)	
CHIEF & PETTY OFFICERS LOUNGE	3FZ0	36.3	ST DECK			C413	125-150		DK COVERING								
CHIEF & PETTY OFFICERS LOUNGE	3FZ0	39.2	DECKHEAD			C212	36	36			C061	30	30		WHITE 27925		
CHIEF & PETTY OFFICERS LOUNGE	3FZ0	17.5	FORWARD			C212	36	36			C061	30	30		GREY 27886		

Title: Painting & Preservation Schedule			Dwg No: HFX-D28-396-000-01			Previous DND No. 8355538			Date: 2004-09-02			Rev: C				SHEET 34 OF 81	
Compartment			Surface	Inorganic Zinc Primer C171		Primer			Deck Covering/ Insulation	Ref Note	Finisher				Colour	Remarks	
				1st Coat µm	2nd Coat µm	Spec	1st Coat µm	2nd Coat µm			Spec	1st Coat µm	2nd Coat µm	3rd Coat µm			
Name	DCZ	Area M²															
CHIEF & PETTY OFFICERS LOUNGE	3FZ0	17.5	AFT			C212	36	36			C061	30	30		GREY 27886	LINING	
CHIEF & PETTY OFFICERS LOUNGE	3FZ0	15.9	PORT			C212	36	36			C061	30	30		GREY 27886	LINING	
CHIEF & PETTY OFFICERS LOUNGE	3FZ0	15.9	STBD			C212	36	36			C061	30	30		GREY 27886	LINING	
CHIEF & PETTY OFFICERS DINING ROOM NO. 3 DECK	3FZ1	46.6	ST DECK			C413	125-150		DK COVERING								
CHIEF & PETTY OFFICERS DINING ROOM NO. 3 DECK	3FZ1	54.5	DECKHEAD			C212	36	36		NOTE 4	C061	30	30		WHITE 27925	PART INSULATION	
CHIEF & PETTY OFFICERS DINING ROOM NO. 3 DECK	3FZ1	11.1	FORWARD								C061	30	30		GREY 27880	JOINER BULKHEAD	
CHIEF & PETTY OFFICERS DINING ROOM NO. 3 DECK	3FZ1	12.2	AFT			C212	36	36			C061	30	30		GREY 27880	LINING	
CHIEF & PETTY OFFICERS DINING ROOM NO. 3 DECK	3FZ1	31.8	PORT			C212	36	36			C061	30	30		GREY 27880		
CHIEF & PETTY OFFICERS DINING ROOM NO. 3 DECK	3FZ1	31.8	STBD			C212	36	36	INSULATION		C061	30	30		GREY 27880	LINING	
CHIEF & PETTY OFFICERS DINING ROOM NO. 3 DECK	3FZ1	30.3	SHELL EXT	76		C045	40				C411	30	30	30	GREY 26480		
FER ACCESS	3FZ2	1.7	ST DECK TRAFFIC			C413	125-150				C200	750-1000			GREY 36076		
FER ACCESS	3FZ2	0.7	ST DECK NON TRAFFIC			C413 AND C045					C061 OR C177	30	30		GREY 16076		
FER ACCESS	3FZ2	3.6	DECKHEAD			C212	36	36			C061	30	30		WHITE 27925		
FER ACCESS	3FZ2	4.3	FORWARD			C212	36	36	INSULATION	NOTE 5					GREY 27880		
FER ACCESS	3FZ2	4.3	AFT			C212	36	36	INSULATION	NOTE 5					GREY 27880		
FER ACCESS	3FZ2	5.3	PORT			C212	36	36	INSULATION	NOTE 5					GREY 27880		
FER ACCESS	3FZ2	5.3	STBD			C212	36	36	INSULATION	NOTE 5					GREY 27880		
C & PO'S LOUNGE HEADS	3FZ4	5.6	ST DECK			C413	125-150		DK COVERING								
C & PO'S LOUNGE HEADS	3FZ4	6.7	DECKHEAD			C212	36	36		NOTE 4						PART INSULATION	
C & PO'S LOUNGE HEADS	3FZ4	8.0	FORWARD								C061	30	30		GREY 27880	JOINER BULKHEAD	
C & PO'S LOUNGE HEADS	3FZ4	8.6	AFT			C212	36	36			C061	30	30		GREY 27880		
C & PO'S LOUNGE HEADS	3FZ4	5.3	PORT			C212	36	36	INSULATION	NOTE 4	C061	30	30		GREY 27880	CLEAR OF FIBREGLASS LINING. FOR FFH 330,331,332,334 & 335 APPLY 1 COAT 38 µm OF 1-GP-146M TO THE DOUBLE LAYER OF FIBREGLASS, COLOUR TO BE GREY 101-202. SEE NOTE 18 FOR FFH 333, 336 TO 341.	
C & PO'S LOUNGE HEADS	3FZ4	4.9	STBD								C061	30	30		GREY 27880	JOINER BULKHEAD	
C & PO'S LOUNGE HEADS	3FZ4	5.3	SHELL EXT	76		C045	40				C411	30	30	30	GREY 26480		
C & PO'S LOUNGE HEADS	3FZ4	6.0	OTHERS								C061	30	30		GREY 27880	W.C. PARTITIONS	
DEGAUSSING EQUIPMENT ROOM	3GA1	8.3	ST DECK TRAFFIC			C413	125-150				C200	750-1000			GREY 36076		
DEGAUSSING EQUIPMENT ROOM	3GA1	8.0	ST DECK NON TRAFFIC			C413 AND C045					C061 OR C177	30	30		GREY 16076		
DEGAUSSING EQUIPMENT ROOM	3GA1	19.9	DECKHEAD			C212	36	36	INSULATION	NOTE 5					WHITE 27925		
DEGAUSSING EQUIPMENT ROOM	3GA1	12.2	FORWARD			C212	36	36	INSULATION	NOTE 5					WHITE 27925		
DEGAUSSING EQUIPMENT ROOM	3GA1	12.2	AFT			C212	36	36	INSULATION	NOTE 5					WHITE 27925		
DEGAUSSING EQUIPMENT ROOM	3GA1	10.6	PORT			C212	36	36	INSULATION	NOTE 5					WHITE 27925		
DEGAUSSING EQUIPMENT ROOM	3GA1	10.6	STBD			C212	36	36	INSULATION	NOTE 5					WHITE 27925		
DEGAUSSING EQUIPMENT ROOM	3GA1	10.6	SHELL EXT	76		C045	40				C411	30	30	30	GREY 26480		
PASSAGEWAY	3GA2	19.4	ST DECK			C413	125-150		DK COVERING								
PASSAGEWAY	3GA2	20.9	DECKHEAD			C212	36	36		NOTE 4	C061	30	30		WHITE 27925	PART INSULATION	
PASSAGEWAY	3GA2	8.7	FORWARD			C212	36	36			C061	30	30		GREY 27880		

Title: Painting & Preservation Schedule			Dwg No: HFX-D28-396-000-01			Previous DND No. 8355538		Date: 2004-09-02			Rev: C				SHEET 35 OF 81	
Compartment			Surface	Inorganic Zinc Primer C171		Primer			Deck Covering/ Insulation	Ref Note	Finisher				Colour	Remarks
				1st Coat µm	2nd Coat µm	Spec	1st Coat µm	2nd Coat µm			Spec	1st Coat µm	2nd Coat µm	3rd Coat µm		
Name	DCZ	Area M²														
PASSAGEWAY	3GA2	8.7	AFT			C212	36	36			C061	30	30		GREY 27880	
PASSAGEWAY	3GA2	24.5	PORT								C061	30	30		GREY 27880	JOINER BULKHEAD
PASSAGEWAY	3GA2	26.5	STBD			C212	36	36			C061	30	30		GREY 27880	
PASSAGEWAY	3GA2	3.4	OTHERS								C061	30	30		GREY 16076	DADO (150mm HIGH)
CONTROL SYSTEMS WORKSHOP	3GA4	3.1	ST DECK TRAFFIC			C413	125-150				C200	750-1000			GREY 36076	
CONTROL SYSTEMS WORKSHOP	3GA4	2.5	ST DECK NON TRAFFIC			C413 AND C045					C061 OR C177	30	30		GREY 16076	
CONTROL SYSTEMS WORKSHOP	3GA4	6.7	DECKHEAD			C212	36	36		NOTE 4	C061	30	30		WHITE 27925	PART INSULATION
CONTROL SYSTEMS WORKSHOP	3GA4	8.7	FORWARD			C212	36	36			C061	30	30		WHITE 27925	
CONTROL SYSTEMS WORKSHOP	3GA4	8.1	AFT								C061	30	30		WHITE 27925	JOINER BULKHEAD
CONTROL SYSTEMS WORKSHOP	3GA4	5.3	PORT			C212	36	36	INSULATION	NOTE 4	C061	30	30		WHITE 27925	
CONTROL SYSTEMS WORKSHOP	3GA4	4.9	STBD								C061	30	30		WHITE 27925	JOINER BULKHEAD
CONTROL SYSTEMS WORKSHOP	3GA4	5.3	SHELL EXT	76		C045	40				C411	30	30	30	GREY 26480	
CONTROL SYSTEMS WORKSHOP	3GA4	9.0	OTHERS								C061	30	30		GREY 16076	DADO (900mm HIGH)
AER ACCESS	3GB2	3.5	ST DECK			C413	125-150				C200	750-1000			GREY 36076	
AER ACCESS	3GB2	4.3	DECKHEAD			C212	36	36			C061	30	30		WHITE 27925	
AER ACCESS	3GB2	4.3	FORWARD			C212	36	36	INSULATION	NOTE 5					GREY 27880	
AER ACCESS	3GB2	4.3	AFT			C212	36	36	INSULATION	NOTE 5					GREY 27880	
AER ACCESS	3GB2	6.4	PORT			C212	36	36	INSULATION	NOTE 5					GREY 27880	
AER ACCESS	3GB2	6.4	STBD			C212	36	36	INSULATION	NOTE 5					GREY 27880	
AER ACCESS	3GB2	1.2	OTHERS								C061	30	30		GREY 16076	DADO (150mm HIGH)
STORES OFFICE	3GB4	14.9	ST DECK			C413	125-150		DK COVERING							
STORES OFFICE	3GB4	17.7	DECKHEAD			C212	36	36		NOTE 4	C061	30	30		WHITE 27925	PART INSULATION
STORES OFFICE	3GB4	8.1	FORWARD								C061	30	30		GREEN 24585	JOINER BULKHEAD
STORES OFFICE	3GB4	8.1	AFT								C061	30	30		GREEN 24585	JOINER BULKHEAD
STORES OFFICE	3GB4	13.2	PORT			C212	36	36	INSULATION	NOTE 4	C061	30	30		GREEN 24585	
STORES OFFICE	3GB4	12.2	STBD								C061	30	30		GREEN 24585	JOINER BULKHEAD
STORES OFFICE	3GB4	13.2	SHELL EXT	76		C045	40				C411	30	30	30	GREY 26480	
STORES OFFICE	3GB4	14.3	OTHERS								C061	30	30		GREY 16076	DADO (900mm HIGH)
CBRND HEADQUARTERS & MACHINERY CONTROL ROOM	3GZ0	55.4	ST DECK			C413	125-150			NOTE 15						BELOW FALSE DECK
CBRND HEADQUARTERS & MACHINERY CONTROL ROOM	3GZ0	61.8	DECKHEAD			C212	36	36	INSULATION	NOTE 5					WHITE 27925	
CBRND HEADQUARTERS & MACHINERY CONTROL ROOM	3GZ0	25.3	FORWARD			C212	36	36	INSULATION	NOTE 5					GREEN 17773	
CBRND HEADQUARTERS & MACHINERY CONTROL ROOM	3GZ0	25.3	AFT			C212	36	36	INSULATION	NOTE 5					GREEN 17773	
CBRND HEADQUARTERS & MACHINERY CONTROL ROOM	3GZ0	15.9	PORT			C212	36	36	INSULATION	NOTE 5					GREEN 17773	
CBRND HEADQUARTERS & MACHINERY CONTROL ROOM	3GZ0	15.9	STBD			C212	36	36	INSULATION	NOTE 5					GREEN 17773	
CBRND HEADQUARTERS & MACHINERY CONTROL ROOM	3GZ0	15.9	SHELL EXT	76		C045	40				C411	30	30	30	GREY 26480	
COXSWAINS OFFICE	3GZ2	9.0	ST DECK			C413	125-150		DKCOVERING							
COXSWAINS OFFICE	3GZ2	10.7	DECKHEAD			C212	36	36		NOTE 4	C061	30	30		WHITE 27925	PART INSULATION
COXSWAINS OFFICE	3GZ2	8.0	FORWARD								C061	30	30		GREEN 24585	JOINER BULKHEAD
COXSWAINS OFFICE	3GZ2	8.6	AFT			C212	36	36			C061	30	30		GREEN 24585	
COXSWAINS OFFICE	3GZ2	8.0	PORT			C212	36	36	INSULATION	NOTE 4	C061	30	30		GREEN 24585	
COXSWAINS OFFICE	3GZ2	7.4	STBD								C061	30	30		GREEN 24585	JOINER BULKHEAD
COXSWAINS OFFICE	3GZ2	8.0	SHELL EXT	76		C045	40				C411	30	30	30	GREY 26480	

Title: Painting & Preservation Schedule		Dwg No: HFX-D28-396-000-01			Previous DND No. 8355538			Date: 2004-09-02			Rev: C				SHEET 36 OF 81	
Compartment			Surface	Inorganic Zinc Primer C171		Primer			Deck Covering/ Insulation	Ref Note	Finisher				Colour	Remarks
				1st Coat µm	2nd Coat µm	Spec	1st Coat µm	2nd Coat µm			Spec	1st Coat µm	2nd Coat µm	3rd Coat µm		
AFTER SWITCHBOARD ROOM	3HA1	19.7	ST DECK TRAFFIC			C413	125-150				C200	750-1000			GREY 36076	
AFTER SWITCHBOARD ROOM	3HA1	8.9	ST DECK NON TRAFFIC			C413 AND C045					C061 OR C177	30	30		GREY 16076	
AFTER SWITCHBOARD ROOM	3HA1	32.2	DECKHEAD			C212	36	36		NOTE 4	C061	30	30		WHITE 27925	PART INSULATION
AFTER SWITCHBOARD ROOM	3HA1	20.8	FORWARD			C212	36	36			C061	30	30		WHITE 27925	
AFTER SWITCHBOARD ROOM	3HA1	20.7	AFT			C212	36	36			C061	30	30		WHITE 27925	
AFTER SWITCHBOARD ROOM	3HA1	10.6	PORT			C212	36	36			C061	30	30		WHITE 27925	
AFTER SWITCHBOARD ROOM	3HA1	10.6	STBD			C212	36	36	INSULATION	NOTE 4	C061	30	30		WHITE 27925	
AFTER SWITCHBOARD ROOM	3HA1	10.6	SHELL EXT	76		C045	40				C411	30	30	30	GREY 26480	
ADMINISTRATION OFFICE	3HA2	18.6	ST DECK			C413	125-150		DK COVERING							
ADMINISTRATION OFFICE	3HA2	21.9	DECKHEAD			C212	36	36		NOTE 4	C061	30	30		WHITE 27925	PART INSULATION
ADMINISTRATION OFFICE	3HA2	10.3	FORWARD			C212	36	36			C061	30	30		GREY 24585	
ADMINISTRATION OFFICE	3HA2	9.3	AFT								C061	30	30		GREY 24585	JOINER BULKHEAD
ADMINISTRATION OFFICE	3HA2	14.0	PORT			C212	36	36	INSULATION	NOTE 4	C061	30	30		GREY 24585	
ADMINISTRATION OFFICE	3HA2	13.0	STBD								C061	30	30		GREY 24585	JOINER BULKHEAD
ADMINISTRATION OFFICE	3HA2	14.0	SHELL EXT	76		C045	40				C411	30	30	30	GREY 26480	
AAMR ACCESS	3HB1	2.4	ST DECK			C413	125-150				C200	750-1000			GREY 36076	
AAMR ACCESS	3HB1	3.5	DECKHEAD			C212	36	36			C061	30	30		WHITE 27925	
AAMR ACCESS	3HB1	6.6	FORWARD			C212	36	36			C061	30	30		GREY 27880	
AAMR ACCESS	3HB1	6.6	AFT			C212	36	36			C061	30	30		GREY 27880	
AAMR ACCESS	3HB1	3.5	PORT			C212	36	36			C061	30	30		GREY 27880	
AAMR ACCESS	3HB1	3.5	STBD			C212	36	36			C061	30	30		GREY 27880	
AAMR ACCESS	3HB1	1.1	OTHERS								C061	30	30		GREY 16076	DADO (150mm HIGH)
PASSAGEWAY	3HZ0	31.0	ST DECK			C413	125-150		DK COVERING							
PASSAGEWAY	3HZ0	35.2	DECKHEAD			C212	36	36			C061	30	30		WHITE 27925	
PASSAGEWAY	3HZ0	16.4	FORWARD			C212	36	36			C061	30	30		GREY 27880	
PASSAGEWAY	3HZ0	16.4	AFT			C212	36	36			C061	30	30		GREY 27880	
PASSAGEWAY	3HZ0	19.6	PORT			C212	36	36			C061	30	30		GREY 27880	
PASSAGEWAY	3HZ0	21.2	STBD			C212	36	36			C061	30	30		GREY 27880	CLEAR OF JOINER BULKHEAD
PASSAGEWAY	3HZ0	4.3	OTHERS								C061	30	30		GREY 16076	DADO (150mm HIGH)
CANTEEN	3HZ1	5.9	ST DECK			C413	125-150		DK COVERING							
CANTEEN	3HZ1	6.4	DECKHEAD			C212	36	36			C061	30	30		WHITE 27925	
CANTEEN	3HZ1	5.8	FORWARD			C212	36	36			C061	30	30		WHITE 27925	
CANTEEN	3HZ1	5.8	AFT			C212	36	36			C061	30	30		WHITE 27925	
CANTEEN	3HZ1	6.6	PORT								C061	30	30		WHITE 27925	JOINER BULKHEAD
CANTEEN	3HZ1	6.6	STBD								C061	30	30		WHITE 27925	JOINER BULKHEAD
PAY OFFICE	3HZ2	10.2	ST DECK			C413	125-150		DK COVERING							
PAY OFFICE	3HZ2	11.0	DECKHEAD			C212	36	36		NOTE 4	C061	30	30		WHITE 27925	PART INSULATION
PAY OFFICE	3HZ2	9.3	FORWARD								C061	30	30		GREY 24585	JOINER BULKHEAD
PAY OFFICE	3HZ2	9.9	AFT			C212	36	36			C061	30	30		GREY 24585	
PAY OFFICE	3HZ2	7.1	PORT			C212	36	36	INSULATION	NOTE 4	C061	30	30		GREY 24585	
PAY OFFICE	3HZ2	6.6	STBD								C061	30	30		GREY 24585	JOINER BULKHEAD
PAY OFFICE	3HZ2	7.1	SHELL EXT	76		C045	40				C411	30	30	30	GREY 26480	
CANTEEN STORE	3HZ3	5.9	ST DECK TRAFFIC			C413	125-150				C200	750-1000			GREY 36076	
CANTEEN STORE	3HZ3	6	ST DECK NON TRAFFIC			C413 AND C045					C061 OR C177	30	30		GREY 16076	
CANTEEN STORE	3HZ3	14.3	DECKHEAD			C212	36	36		NOTE 4	C061	30	30		WHITE 27925	PART INSULATION
CANTEEN STORE	3HZ3	9.1	FORWARD			C212	36	36			C061	30	30		WHITE 27925	
CANTEEN STORE	3HZ3	9.0	AFT			C212	36	36			C061	30	30		WHITE 27925	

Title: Painting & Preservation Schedule			Dwg No: HFX-D28-396-000-01			Previous DND No. 8355538			Date: 2004-09-02			Rev: C				SHEET 37 OF 81	
Compartment			Surface	Inorganic Zinc Primer C171		Primer			Deck Covering/ Insulation	Ref Note	Finisher				Colour	Remarks	
				1st Coat µm	2nd Coat µm	Spec	1st Coat µm	2nd Coat µm			Spec	1st Coat µm	2nd Coat µm	3rd Coat µm			
Name	DCZ	Area M²															
CANTEEN STORE	3HZ3	10.6	PORT			C212	36	36			C061	30	30		WHITE 27925		
CANTEEN STORE	3HZ3	10.6	STBD			C212	36	36	INSULATION	NOTE 4	C061	30	30		WHITE 27925		
CANTEEN STORE	3HZ3	10.6	SHELL EXT	76		C045	40				C411	30	30	30	GREY 26480		
CANTEEN STORE	3HZ3	12.7	OTHERS								C061	30	30		GREY 16076	DADO (900mm HIGH)	
PO'S WP & HEADS NO. 2	3JA0	18.3	ST DECK			C413	125-150		DK COVERING								
PO'S WP & HEADS NO. 2	3JA0	19.8	DECKHEAD			C212	36	36			C061	30	30		WHITE 27925		
PO'S WP & HEADS NO. 2	3JA0	16.2	FORWARD			C212	36	36			C061	30	30		GREY 27880		
PO'S WP & HEADS NO. 2	3JA0	15.0	AFT								C061	30	30		GREY 27880	JOINER BULKHEAD	
PO'S WP & HEADS NO. 2	3JA0	7.3	PORT								C061	30	30		GREY 27880	JOINER BULKHEAD	
PO'S WP & HEADS NO. 2	3JA0	8.0	STBD			C212	36	36			C061	30	30		GREY 27880		
PO'S WP & HEADS NO. 2	3JA0	8.8	OTHERS			C212	36	36			C061	30	30		GREY 27880	SHOWER PARTITIONS	
PO'S WP & HEADS NO. 2	3JA0	34.2	OTHERS								C061	30	30		GREY 27880	W.C. PARTITIONS	
MESS NO. 9	3JA1	16.1	ST DECK			C413	125-150		DK COVERING								
MESS NO. 9	3JA1	19.0	DECKHEAD			C212	36	36		NOTE 4	C061	30	30		WHITE 27925	PART INSULATION	
MESS NO. 9	3JA1	12.6	FORWARD			C212	36	36			C061	30	30		GREY 27875		
MESS NO. 9	3JA1	11.4	AFT								C061	30	30		GREY 27875	JOINER BULKHEAD	
MESS NO. 9	3JA1	11.4	PORT								C061	30	30		GREY 27875	CLEAR OF JOINER BULKHEAD	
MESS NO. 9	3JA1	12.3	STBD			C212	36	36	INSULATION	NOTE 4	C061	30	30		GREY 27875		
MESS NO. 9	3JA1	11.4	SHELL EXT	76		C045	40				C411	30	30	30	GREY 26480		
PASSAGEWAY	3JA2	23.3	ST DECK			C413	125-150		DK COVERING								
PASSAGEWAY	3JA2	26.0	DECKHEAD			C212	36	36			C061	30	30		WHITE 27925		
PASSAGEWAY	3JA2	18.6	FORWARD			C212	36	36			C061	30	30		GREY 27880		
PASSAGEWAY	3JA2	18.6	AFT			C212	36	36			C061	30	30		GREY 27880		
PASSAGEWAY	3JA2	22.1	PORT								C061	30	30		GREY 27880	JOINER BULKHEAD	
PASSAGEWAY	3JA2	22.1	STBD								C061	30	30		GREY 27880	JOINER BULKHEAD	
PASSAGEWAY	3JA2	4.8	OTHERS								C061	30	30		GREY 16076	DADO (150mm HIGH)	
MESS NO. 10	3JA4	29.7	ST DECK			C413	125-150		DKCOVERING								
MESS NO. 10	3JA4	35.4	DECKHEAD			C212	36	36		NOTE 4	C061	30	30		WHITE 27925	PART INSULATION	
MESS NO. 10	3JA4	10.4	FORWARD			C212	36	36			C061	30	30		GREY 27875		
MESS NO. 10	3JA4	9.7	AFT			C212	36	36			C061	30	30		GREY 27875		
MESS NO. 10	3JA4	23.9	PORT			C212	36	36	INSULATION	NOTE 4	C061	30	30		GREY 27875		
MESS NO. 10	3JA4	22.1	STBD								C061	30	30		GREY 27875	JOINER BULKHEAD	
MESS NO. 10	3JA4	22.1	SHELL EXT	76		C045	40				C411	30	30	30	GREY 26480		
MESS NO. 12	3JZ0	14.2	ST DECK			C413	125-150		DK COVERING								
MESS NO. 12	3JZ0	15.3	DECKHEAD			C212	36	36		NOTE 4	C061	30	30		WHITE 27925	PART INSULATION	
MESS NO. 12	3JZ0	7.0	FORWARD								C061	30	30		GREY 27875	JOINER BULKHEAD	
MESS NO. 12	3JZ0	7.6	AFT			C212	36	36			C061	30	30		GREY 27875		
MESS NO. 12	3JZ0	12.2	PORT								C061	30	30		GREY 27875	JOINER BULKHEAD	
MESS NO. 12	3JZ0	12.2	STBD								C061	30	30		GREY 27875	JOINER BULKHEAD	
MESS NO. 11	3JZ1	30.7	ST DECK			C413	125-150		DK COVERING								
MESS NO. 11	3JZ1	33.2	DECKHEAD			C212	36	36		NOTE 4	C061	30	30		WHITE 27925	PART INSULATION	
MESS NO. 11	3JZ1	16.6	FORWARD								C061	30	30		GREY 27875	JOINER BULKHEAD	
MESS NO. 11	3JZ1	17.7	AFT			C212	36	36			C061	30	30		GREY 27875		
MESS NO. 11	3JZ1	12.2	PORT								C061	30	30		GREY 27875	JOINER BULKHEAD	
MESS NO. 11	3JZ1	13.2	STBD			C212	36	36	INSULATION	NOTE 4	C061	30	30		GREY 27875		
MESS NO. 11	3JZ1	10.7	SHELL EXT	76		C045	40				C411	30	30	30	GREY 26480		
MESS NO. 15	3KA0	47.8	ST DECK			C413	125-150		DK COVERING								
MESS NO. 15	3KA0	53.8	DECKHEAD			C212	36	36		NOTE 4	C061	30	30		WHITE 27925	PART INSULATION	
MESS NO. 15	3KA0	25.3	FORWARD			C212	36	36			C061	30	30		GREY 27886		
MESS NO. 15	3KA0	22.9	AFT								C061	30	30		GREY 27886	JOINER BULKHEAD	

Title: Painting & Preservation Schedule			Dwg No: HFX-D28-396-000-01			Previous DND No. 8355538		Date: 2004-09-02			Rev: C				SHEET 38 OF 81	
Compartment			Surface	Inorganic Zinc Primer C171		Primer			Deck Covering/ Insulation	Ref Note	Finisher				Colour	Remarks
				1st Coat µm	2nd Coat µm	Spec	1st Coat µm	2nd Coat µm			Spec	1st Coat µm	2nd Coat µm	3rd Coat µm		
Name	DCZ	Area M²														
MESS NO. 15	3KA0	13.2	PORT								C061	30	30		GREY 27886	JOINER BULKHEAD
MESS NO. 15	3KA0	15.2	STBD			C212	36	36	INSULATION	NOTE 4	C061	30	30		GREY 27886	
MESS NO. 15	3KA0	13.7	SHELL EXT	76		C045	40				C411	30	30	30	GREY 26480	
PASSAGEWAY	3KA2	17.1	ST DECK			C413	125-150		DK COVERING							
PASSAGEWAY	3KA2	19.4	DECKHEAD			C212	36	36			C061	30	30		WHITE 27925	
PASSAGEWAY	3KA2	9.3	FORWARD			C212	36	36			C061	30	30		GREY 27880	
PASSAGEWAY	3KA2	9.2	AFT			C212	36	36			C061	30	30		GREY 27880	
PASSAGEWAY	3KA2	24.5	PORT								C061	30	30		GREY 27880	JOINER BULKHEAD
PASSAGEWAY	3KA2	24.5	STBD								C061	30	30		GREY 27880	JOINER BULKHEAD
PASSAGEWAY	3KA2	4.0	OTHERS								C061	30	30		GREY 16076	DADO (150mm HIGH)
MESS NO. 14	3KA4	22.6	ST DECK			C413	125-150		DK COVERING							
MESS NO. 14	3KA4	26.8	DECKHEAD			C212	36	36	INSULATION	NOTE 5					WHITE 27925	
MESS NO. 14	3KA4	11.1	FORWARD			C212	36	36			C061	30	30		GREY 27886	
MESS NO. 14	3KA4	9.8	AFT								C061	30	30		GREY 27886	JOINER BULKHEAD
MESS NO. 14	3KA4	16.4	PORT			C212	36	36	INSULATION	NOTE 4	C061	30	30		GREY 27886	
MESS NO. 14	3KA4	15.2	STBD								C061	30	30		GREY 27886	JOINER BULKHEAD
MESS NO. 14	3KA4	15.2	SHELL EXT	76		C045	40				C411	30	30	30	GREY 26480	
MESS NO. 16	3KZ0	38.9	ST DECK			C413	125-150		DK COVERING							
MESS NO. 16	3KZ0	43.7	DECKHEAD			C212	36	36		NOTE 4	C061	30	30		WHITE 27925	PART INSULATION
MESS NO. 16	3KZ0	22.9	FORWARD								C061	30	30		GREY 27875	JOINER BULKHEAD
MESS NO. 16	3KZ0	24.3	AFT			C212	36	36			C061	30	30		GREY 27875	
MESS NO. 16	3KZ0	10.8	PORT								C061	30	30		GREY 27875	JOINER BULKHEAD
MESS NO. 16	3KZ0	11.7	STBD			C212	36	36	INSULATION	NOTE 4	C061	30	30		GREY 27875	
MESS NO. 16	3KZ0	10.8	SHELL EXT	76		C045	40				C411	30	30	30	GREY 26480	
CREWS HEADS NO. 3	3KZ2	12.7	ST DECK			C413	125-150		DK COVERING						GREY 27880	
CREWS HEADS NO. 3	3KZ2	15.3	DECKHEAD			C212	36	36		NOTE 4	C061	30	30		WHITE 27925	PART INSULATION
CREWS HEADS NO. 3	3KZ2	9.8	FORWARD								C061	30	30		GREY 27880	JOINER BULKHEAD
CREWS HEADS NO. 3	3KZ2	10.3	AFT			C212	36	36			C061	30	30		GREY 27880	
CREWS HEADS NO. 3	3KZ2	10.0	PORT			C212	36	36	INSULATION	NOTE 4	C061	30	30		GREY 27880	CLEAR OF FIBREGLASS LINING. FOR FFH 330,331,332,334 & 335 APPLY 1 COAT 38 µm OF C021 TO THE DOUBLE LAYER OF FIBREGLASS, COLOUR TO BE GREY 27880. SEE NOTE 18 FOR FFH 333, 336 TO 341.
CREWS HEADS NO. 3	3KZ2	9.3	STBD			C212	36	36			C061	30	30		GREY 27880	JOINER BULKHEAD
CREWS HEADS NO. 3	3KZ2	9.3	SHELL EXT	76		C045	40				C411	30	30	30	GREY 26480	
CREWS HEADS NO. 3	3KZ2	36.3	OTHERS								C061	30	30		GREY 27880	W.C. PARTITIONS
CREWS WASHPLACE NO. 3	3LA0	21.1	ST DECK			C413	125-150		DK COVERING						GREY 27880	
CREWS WASHPLACE NO. 3	3LA0	22.2	DECKHEAD			C212	36	36		NOTE 4	C061	30	30		WHITE 27925	PART INSULATION
CREWS WASHPLACE NO. 3	3LA0	21.3	FORWARD			C212	36	36			C061	30	30		GREY 27880	
CREWS WASHPLACE NO. 3	3LA0	19.3	AFT			C212	36	36			C061	30	30		GREY 27880	
CREWS WASHPLACE NO. 3	3LA0	7.3	PORT								C061	30	30		GREY 27880	JOINER BULKHEAD
CREWS WASHPLACE NO. 3	3LA0	8.0	STBD			C212	36	36	INSULATION	NOTE 4	C061	30	30		GREY 27880	CLEAR OF FIBREGLASS LINING. FOR FFH 330,331,332,334 & 335 APPLY 1 COAT 38 µm OF C021 TO THE DOUBLE LAYER OF FIBREGLASS, COLOUR TO BE GREY 27880. SEE NOTE 18 FOR FFH 333, 336 TO 341.
CREWS WASHPLACE NO. 3	3LA0	7.4	SHELL EXT	76		C045	40				C411	30	30	30	GREY 26480	
CREWS WASHPLACE NO. 3	3LA0	22.8	OTHERS			C212	36	36			C061	30	30		GREY 27880	SHOWER PARTITIONS
PASSAGEWAY	3LA2	18.8	ST DECK			C413	125-150		DK COVERING							
PASSAGEWAY	3LA2	20.3	DECKHEAD			C212	36	36			C061	30	30		WHITE 27925	

Title: Painting & Preservation Schedule			Dwg No: HFX-D28-396-000-01			Previous DND No. 8355538			Date: 2004-09-02			Rev: C				SHEET 39 OF 81	
Compartment			Surface	Inorganic Zinc Primer C171		Primer			Deck Covering/ Insulation	Ref Note	Finisher				Colour	Remarks	
				1st Coat µm	2nd Coat µm	Spec	1st Coat µm	2nd Coat µm			Spec	1st Coat µm	2nd Coat µm	3rd Coat µm			
Name	DCZ	Area M²															
PASSAGEWAY	3LA2	8.2	FORWARD			C212	36	36			C061	30	30		GREY 27880		
PASSAGEWAY	3LA2	8.2	AFT			C212	36	36			C061	30	30		GREY 27880		
PASSAGEWAY	3LA2	26.9	PORT								C061	30	30		GREY 27880	JOINER BULKHEAD	
PASSAGEWAY	3LA2	26.9	STBD								C061	30	30		GREY 27880	JOINER BULKHEAD	
PASSAGEWAY	3LA2	4.2	OTHERS								C061	30	30		GREY 16076	DADO (150mm HIGH)	
MESS NO. 18	3LA4	34.6	ST DECK			C413	125-150		DK COVERING								
MESS NO. 18	3LA4	41.9	DECKHEAD			C212	36	36			C061	30	30		WHITE 27925	PART INSULATION SEE NOTE 4	
MESS NO. 18	3LA4	14.7	FORWARD			C212	36	36			C061	30	30		GREY 27875		
MESS NO. 18	3LA4	13.3	AFT			C212	36	36			C061	30	30		GREY 27875		
MESS NO. 18	3LA4	29.2	PORT			C212	36	36	INSULATION	NOTE 4	C061	30	30		GREY 27875		
MESS NO. 18	3LA4	27.0	STBD								C061	30	30		GREY 27875	JOINER BULKHEAD	
MESS NO. 18	3LA4	27.0	SHELL EXT	76		C045	40				C411	30	30	30	GREY 26480		
MESS NO. 17	3LB0	33.7	ST DECK			C413	125-150		DK COVERING								
MESS NO. 17	3LB0	35.1	DECKHEAD			C212	36	36		NOTE 4	C061	30	30		WHITE 27925	PART INSULATION	
MESS NO. 17	3LB0	22.2	FORWARD			C212	36	36			C061	30	30		GREY 27886		
MESS NO. 17	3LB0	21.7	AFT								C061	30	30		GREY 27886	JOINER BULKHEAD	
MESS NO. 17	3LB0	10.6	PORT								C061	30	30		GREY 27886	JOINER BULKHEAD	
MESS NO. 17	3LB0	11.3	STBD			C212	36	36	INSULATION	NOTE 4	C061	30	30		GREY 27886		
MESS NO. 17	3LB0	8.6	SHELL EXT	76		C045	40				C411	30	30	30	GREY 26480		
MESS NO. 19	3LZ0	33.9	ST DECK			C413	125-150		DK COVERING								
MESS NO. 19	3LZ0	35.7	DECKHEAD			C212	36	36		NOTE 5	C061	30	30		WHITE 27925	PART INSULATION	
MESS NO. 19	3LZ0	21.8	FORWARD								C061	30	30		GREY 27875	JOINER BULKHEAD	
MESS NO. 19	3LZ0	22.9	AFT			C212	36	36			C061	30	30		GREY 27875		
MESS NO. 19	3LZ0	11.0	PORT								C061	30	30		GREY 27875	JOINER BULKHEAD	
MESS NO. 19	3LZ0	12.0	STBD			C212	36	36	INSULATION	NOTE 4	C061	30	30		GREY 27875		
MESS NO. 19	3LZ0	11.0	SHELL EXT	76		C045	40				C411	30	30	30	GREY 26480		
STEERING GEAR COMPARTMENT	3MA0	6.2	ST DECK TRAFFIC			C413	125-150				C200	750-1000			GREY 36076		
STEERING GEAR COMPARTMENT	3MA0	18.9	ST DECK NON TRAFFIC	76		C413 AND C045					C061 OR C177	30	30		GREY 16076		
STEERING GEAR COMPARTMENT	3MA0	29.8	DECKHEAD			C212	36	36	INSULATION		C061	30	30		WHITE 27925		
STEERING GEAR COMPARTMENT	3MA0	17.5	FORWARD			C212	36	36	INSULATION	NOTE 5					WHITE 27925		
STEERING GEAR COMPARTMENT	3MA0	17.5	AFT			C212	36	36	INSULATION	NOTE 5					WHITE 27925		
STEERING GEAR COMPARTMENT	3MA0	15.9	PORT			C212	36	36	INSULATION	NOTE 5					WHITE 27925		
STEERING GEAR COMPARTMENT	3MA0	47.6	STBD			C212	36	36	INSULATION	NOTE 5					WHITE 27925		
STEERING GEAR COMPARTMENT	3MA0	28.0	OTHERS								C061	30	30		GREY 16076	DADO (900mm HIGH)	
ROPE STORE	3MA1	9.9	ST DECK TRAFFIC			C413	125-150				C200	750-1000			GREY 36076		
ROPE STORE	3MA1	13.7	ST DECK NON TRAFFIC			C413 AND C045					C061 OR C177	30	30		GREY 16076		
ROPE STORE	3MA1	37.3	DECKHEAD			C212	36	36		NOTE 4	C061	30	30		WHITE 27925	PART INSULATION	
ROPE STORE	3MA1	27.6	FORWARD			C212	36	36	INSULATION	NOTE 4	C061	30	30		WHITE 27925		
ROPE STORE	3MA1	25.6	AFT			C212	36	36	INSULATION	NOTE 4	C061	30	30		WHITE 27925		
ROPE STORE	3MA1	33.4	PORT			C212	36	36			C061	30	30		WHITE 27925		
ROPE STORE	3MA1	33.5	STBD			C212	36	36	INSULATION	NOTE 4	C061	30	30		WHITE 27925		
ROPE STORE	3MA1	40.6	SHELL EXT	76		C045	40				C411	30	30	30	GREY 26480		
ROPE STORE	3MA1	29.9	OTHERS								C061	30	30		GREY 16076	DADO (900mm HIGH)	
LOBBY	3MA2	8.0	ST DECK TRAFFIC			C413	125-150				C200	750-1000			GREY 36076		
LOBBY	3MA2	3.8	ST DECK NON TRAFFIC			C413 AND C045					C061 OR C177	30	30		GREY 16076		
LOBBY	3MA2	13.6	DECKHEAD			C212	36	36			C061	30	30		WHITE 27925		
LOBBY	3MA2	20.9	FORWARD			C212	36	36			C061	30	30		GREY 27880		

Title: Painting & Preservation Schedule			Dwg No: HFX-D28-396-000-01			Previous DND No. 8355538			Date: 2004-09-02			Rev: C				SHEET 40 OF 81	
Compartment			Surface	Inorganic Zinc Primer C171		Primer			Deck Covering/ Insulation	Ref Note	Finisher				Colour	Remarks	
				1st Coat µm	2nd Coat µm	Spec	1st Coat µm	2nd Coat µm			Spec	1st Coat µm	2nd Coat µm	3rd Coat µm			
Name	DCZ	Area M²															
LOBBY	3MA2	19.2	AFT			C212	36	36			C061	30	30		GREY 27880		
LOBBY	3MA2	17.6	PORT								C061	30	30		GREY 27880	JOINER BULKHEAD	
LOBBY	3MA2	22.2	STBD			C212	36	36			C061	30	30		GREY 27880		
LOBBY	3MA2	3.9	OTHERS								C061	30	30		GREY 16076	DADO (150mm HIGH)	
DRY GARBAGE STORE(FFH330-FFH332), RESERVED SPACE(FFH333-FFH341)	3MA4	8.3	ST DECK TRAFFIC			C413	125-150				C200	750-1000			GREY 36076		
DRY GARBAGE STORE(FFH330-FFH332), RESERVED SPACE(FFH333-FFH341)	3MA4	3.8	ST DECK NON TRAFFIC			C413 AND C045					C061 OR C177	30	30		GREY 16076		
DRY GARBAGE STORE(FFH330-FFH332), RESERVED SPACE(FFH333-FFH341)	3MA4	17.0	DECKHEAD			C212	36	36		NOTE 4	C061	30	30		WHITE 27925	PART INSULATION	
DRY GARBAGE STORE(FFH330-FFH332), RESERVED SPACE(FFH333-FFH341)	3MA4	9.9	FORWARD			C212	36	36	INSULATION	NOTE 4	C061	30	30		WHITE 27925		
DRY GARBAGE STORE(FFH330-FFH332), RESERVED SPACE(FFH333-FFH341)	3MA4	8.5	AFT			C212	36	36			C061	30	30		WHITE 27925		
DRY GARBAGE STORE(FFH330-FFH332), RESERVED SPACE(FFH333-FFH341)	3MA4	16.0	PORT			C212	36	36	INSULATION	NOTE 4	C061	30	30		WHITE 27925		
DRY GARBAGE STORE(FFH330-FFH332), RESERVED SPACE(FFH333-FFH341)	3MA4	14.7	STBD								C061	30	30		WHITE 27925	JOINER BULKHEAD	
DRY GARBAGE STORE(FFH330-FFH332), RESERVED SPACE(FFH333-FFH341)	3MA4	14.8	SHELL EXT	76		C045	40				C411	30	30	30	GREY 26480		
DRY GARBAGE STORE(FFH330-FFH332), RESERVED SPACE(FFH333-FFH341)	3MA4	13.6	OTHERS								C061	30	30		GREY 16076	DADO (900mm HIGH)	
AFTER CLEANING GEAR STORE	3MZ0	2.1	ST DECK TRAFFIC			C413	125-150				C200	750-1000			GREY 36076		
AFTER CLEANING GEAR STORE	3MZ0	3.9	ST DECK NON TRAFFIC			C413 AND C045					C061 OR C177	30	30		GREY 16076		
AFTER CLEANING GEAR STORE	3MZ0	10.7	DECKHEAD			C212	36	36		NOTE 4	C061	30	30		WHITE 27925	PART INSULATION	
AFTER CLEANING GEAR STORE	3MZ0	9.8	FORWARD								C061	30	30		WHITE 27925	CLEAR OF JOINER BULKHEAD	
AFTER CLEANING GEAR STORE	3MZ0	10.6	AFT			C212	36	36	INSULATION	NOTE 4	C061	30	30		WHITE 27925		
AFTER CLEANING GEAR STORE	3MZ0	10.9	PORT			C212	36	36			C061	30	30		WHITE 27925		
AFTER CLEANING GEAR STORE	3MZ0	10.0	STBD			C212	36	36			C061	30	30		WHITE 27925		
AFTER CLEANING GEAR STORE	3MZ0	9.7	SHELL EXT	76		C045	40				C411	30	30	30	GREY 26480		
AFTER CLEANING GEAR STORE	3MZ0	10.0	OTHERS								C061	30	30		GREY 16076	DADO (900mm HIGH)	
LOAN CLOTHING STORE	3MZ2	3.7	ST DECK TRAFFIC			C413	125-150				C200	750-1000			GREY 36076		
LOAN CLOTHING STORE	3MZ2	7.8	ST DECK NON TRAFFIC			C413 AND C045					C061 OR C177	30	30		GREY 16076		
LOAN CLOTHING STORE	3MZ2	20.2	DECKHEAD			C212	36	36		NOTE 4	C061	30	30		WHITE 27925	PART INSULATION	
LOAN CLOTHING STORE	3MZ2	14.7	FORWARD			C212	36	36			C061	30	30		WHITE 27925	CLEAR OF JOINER BULKHEAD	
LOAN CLOTHING STORE	3MZ2	13.8	AFT			C212	36	36	INSULATION	NOTE 4	C061	30	30		WHITE 27925		
LOAN CLOTHING STORE	3MZ2	12.2	PORT			C212	36	36	INSULATION	NOTE 4	C061	30	30		WHITE 27925		
LOAN CLOTHING STORE	3MZ2	14.0	STBD			C212	36	36			C061	30	30		WHITE 27925		
LOAN CLOTHING STORE	3MZ2	25.7	SHELL EXT	76		C045	40				C411	30	30	30	GREY 26480		
LOAN CLOTHING STORE	3MZ2	13.0	OTHERS								C061 OR C177	30	30		GREY 16076	DADO (900mm HIGH)	
PAINT STORE	2AA	15.1	ST DECK TRAFFIC			C413	125-150				C200	750-1000			GREY 36076		
PAINT STORE	2AA	1.5	ST DECK NON TRAFFIC			C413 AND C045					C061 OR C177	30	30		GREY 16076		
PAINT STORE	2AA	30.0	DECKHEAD			C212	36	36		NOTE 4	C061	30	30		WHITE 27925	PART INSULATION	
PAINT STORE	2AA	2.0	FORWARD			C212	36	36	INSULATION	NOTE 4	C061	30	30		WHITE 27925		
PAINT STORE	2AA	8.0	AFT			C212	36	36			C061	30	30		WHITE 27925		
PAINT STORE	2AA	15.3	PORT			C212	36	36	INSULATION	NOTE 4	C061	30	30		WHITE 27925		

Title: Painting & Preservation Schedule			Dwg No: HFX-D28-396-000-01			Previous DND No. 8355538			Date: 2004-09-02			Rev: C				SHEET 41 OF 81	
Compartment			Surface	Inorganic Zinc Primer C171		Primer			Deck Covering/ Insulation	Ref Note	Finisher				Colour	Remarks	
				1st Coat µm	2nd Coat µm	Spec	1st Coat µm	2nd Coat µm			Spec	1st Coat µm	2nd Coat µm	3rd Coat µm			
Name	DCZ	Area M²															
PAINT STORE	2AA	15.3	STBD			C212	36	36	INSULATION	NOTE 4	C061	30	30		WHITE 27925		
PAINT STORE	2AA	30.6	SHELL EXT	76		C045	40				C411	30	30	30	GREY 26480		
PAINT STORE	2AA	16.7	OTHERS								C061	30	30		GREY 16076	DADO (900mm HIGH)	
PAINT LOCKER	2AZ1	4.2	ST DECK TRAFFIC			C413	125-150				C200	750-1000			GREY 36076		
PAINT LOCKER	2AZ1	0.5	ST DECK NON TRAFFIC			C413 AND C045					C061 OR C177	30	30		GREY 16076		
PAINT LOCKER	2AZ1	7.0	DECKHEAD			C212	36	36		NOTE 4	C061	30	30		WHITE 27925	PART INSULATION	
PAINT LOCKER	2AZ1	4.0	FORWARD			C212	36	36			C061	30	30		WHITE 27925		
PAINT LOCKER	2AZ1	5.0	AFT			C212	36	36			C061	30	30		WHITE 27925		
PAINT LOCKER	2AZ1	4.0	PORT			C212	36	36			C061	30	30		WHITE 27925		
PAINT LOCKER	2AZ1	6.0	STBD			C212	36	36	INSULATION	NOTE 4	C061	30	30		WHITE 27925		
PAINT LOCKER	2AZ1	6.0	SHELL EXT	76		C045	40				C411	30	30	30	GREY 26480		
PAINT LOCKER	2AZ1	7.8	OTHERS								C061	30	30		GREY 16076	DADO (900mm HIGH)	
FORWARD CLEANING GEAR STORE	2AZ2	4.2	ST DECK TRAFFIC			C413	125-150				C200	750-1000			GREY 36076		
FORWARD CLEANING GEAR STORE	2AZ2	0.5	ST DECK NON TRAFFIC			C413 AND C045					C061 OR C177	30	30		GREY 16076		
FORWARD CLEANING GEAR STORE	2AZ2	7.0	DECKHEAD			C212	36	36		NOTE 4	C061	30	30		WHITE 27925	PART INSULATION	
FORWARD CLEANING GEAR STORE	2AZ2	7.8	FORWARD			C212	36	36			C061	30	30		WHITE 27925		
FORWARD CLEANING GEAR STORE	2AZ2	8.4	AFT			C212	36	36			C061	30	30		WHITE 27925		
FORWARD CLEANING GEAR STORE	2AZ2	9.2	PORT			C212	36	36	INSULATION	NOTE 4	C061	30	30		WHITE 27925		
FORWARD CLEANING GEAR STORE	2AZ2	7.8	STBD			C212	36	36			C061	30	30		WHITE 27925		
FORWARD CLEANING GEAR STORE	2AZ2	9.2	SHELL EXT	76		C045	40				C411	30	30	30	GREY 26480		
FORWARD CLEANING GEAR STORE	2AZ2	7.8	OTHERS								C061	30	30		GREY 16076	DADO (900mm HIGH)	
ANCHOR CAPSTAN COMPARTMENT	2BA	26.4	ST DECK TRAFFIC			C413	125-150				C200	750-1000			GREY 36076		
ANCHOR CAPSTAN COMPARTMENT	2BA	2.9	ST DECK NON TRAFFIC			C413 AND C045					C061 OR C177	30	30		GREY 16076		
ANCHOR CAPSTAN COMPARTMENT	2BA	53.9	DECKHEAD			C212	36	36	INSULATION	NOTE 4	C061	30	30		WHITE 27925		
ANCHOR CAPSTAN COMPARTMENT	2BA	19.5	FORWARD			C212	36	36			C061	30	30		WHITE 27925		
ANCHOR CAPSTAN COMPARTMENT	2BA	27.3	AFT			C212	36	36			C061	30	30		WHITE 27925		
ANCHOR CAPSTAN COMPARTMENT	2BA	14.9	PORT			C212	36	36		NOTE 4	C061	30	30		WHITE 27925	PART INSULATION	
ANCHOR CAPSTAN COMPARTMENT	2BA	28.0	STBD			C212	36	36	INSULATION	NOTE 4	C061	30	30		WHITE 27925		
ANCHOR CAPSTAN COMPARTMENT	2BA	42.9	SHELL EXT	76		C045	40				C411	30	30	30	GREY 26480		
ANCHOR CAPSTAN COMPARTMENT	2BA	21.5	OTHERS								C061	30	30		GREY 16076	DADO (900mm HIGH)	
PLATFORM (IN ANCHOR CAPSTAN COMPARTMENT)	2BA	9.6	ST DECK			C413	125-150				C200	750-1000			GREY 36076		
GENERAL STORE NO.1B	2BA	8.8	ST DECK TRAFFIC			C413	125-150				C200	750-1000			GREY 36076		
GENERAL STORE NO.1B	2BA	1.5	ST DECK NON TRAFFIC			C413 AND C045					C061 OR C177	30	30		GREY 16076		
GENERAL STORE NO.1B	2BA	18.3	DECKHEAD			C212	36	36			C061	30	30		WHITE 27925	DECKHEAD SUPPORT STRUCTURE ONLY	
GENERAL STORE NO.1B	2BA	5.6	FORWARD			C212	36	36			C061	30	30		WHITE 27925		
GENERAL STORE NO.1B	2BA	7.4	AFT			C212	36	36			C061	30	30		WHITE 27925		
GENERAL STORE NO.1B	2BA	8.0	PORT			C212	36	36			C061	30	30		WHITE 27925		
GENERAL STORE NO.1B	2BA	8.4	STBD			C212	36	36	INSULATION	NOTE 4	C061	30	30		WHITE 27925		
GENERAL STORE NO.1B	2BA	8.4	SHELL EXT	76		C045	40				C411	30	30	30	GREY 26480		
GENERAL STORE NO.1B	2BA	10.5	OTHERS								C061	30	30		GREY 16076	DADO (900MM HIGH)	
GENERAL STORE NO.1A	2BA	19.2	DECKHEAD			C212	36	36		NOTE 4	C061	30	30		WHITE 27925	PART INSULATION	

Title: Painting & Preservation Schedule			Dwg No: HFX-D28-396-000-01			Previous DND No. 8355538		Date: 2004-09-02			Rev: C				SHEET 42 OF 81	
Compartment			Surface	Inorganic Zinc Primer C171		Primer			Deck Covering/ Insulation	Ref Note	Finisher				Colour	Remarks
				1st Coat µm	2nd Coat µm	Spec	1st Coat µm	2nd Coat µm			Spec	1st Coat µm	2nd Coat µm	3rd Coat µm		
Name	DCZ	Area M²														
GENERAL STORE NO.1A	2BA	5.0	FORWARD			C212	36	36			C061	30	30		WHITE 27925	
GENERAL STORE NO.1A	2BA	6.8	AFT			C212	36	36			C061	30	30		WHITE 27925	
GENERAL STORE NO.1A	2BA	12.0	PORT			C212	36	36			C061	30	30		WHITE 27925	
GENERAL STORE NO.1A	2BA	9.9	STBD			C212	36	36		NOTE 4	C061	30	30		WHITE 27925	PART INSULATION
GENERAL STORE NO.1A	2BA	9.9	SHELL EXT	76		C045	40				C411	30	30	30	GREY 26480	
GENERAL STORE NO.1C (FFH330 TO FFH335)	2BA	13.0	DECKHEAD			C212	36	36		NOTE 4	C061	30	30		WHITE 27925	PART INSULATION
GENERAL STORE NO.1C (FFH330 TO FFH335)	2BA	6.4	FORWARD			C212	36	36			C061	30	30		WHITE 27925	
GENERAL STORE NO.1C (FFH330 TO FFH335)	2BA	5.6	AFT			C212	36	36			C061	30	30		WHITE 27925	
GENERAL STORE NO.1C (FFH330 TO FFH335)	2BA	8.0	PORT			C212	36	36		NOTE 4	C061	30	30		WHITE 27925	PART INSULATION
GENERAL STORE NO.1C (FFH330 TO FFH335)	2BA	6.0	STBD			C212	36	36			C061	30	30		WHITE 27925	
GENERAL STORE NO.1C (FFH330 TO FFH335)	2BA	8.0	SHELL EXT	76		C045	40				C411	30	30	30	GREY 26480	
LOBBY	2BZ0	3.5	ST DECK TRAFFIC			C413	125-150				C200	750-1000			GREY 36076	
LOBBY	2BZ0	0.4	ST DECK NON TRAFFIC			C413 AND C045					C061 OR C177	30	30		GREY 16076	
LOBBY	2BZ0	3.9	DECKHEAD			C212	36	36	INSULATION	NOTE 4	C061	30	30		WHITE 27925	
LOBBY	2BZ0	7.4	FORWARD			C212	36	36			C061	30	30		GREY 27880	
LOBBY	2BZ0	7.4	AFT			C212	36	36			C061	30	30		GREY 27880	
LOBBY	2BZ0	27.0	PORT			C212	36	36			C061	30	30		GREY 27880	
LOBBY	2BZ0	2.7	STBD			C212	36	36			C061	30	30		GREY 27880	
LOBBY	2BZ0	1.4	OTHERS								C061	30	30		GREY 16076	DADO (150mm HIGH)
UNDRESS	2BZ2	4.6	ST DECK			C413	125-150		DK COVERING							
UNDRESS	2BZ2	12.5	DECKHEAD			C021	100				C021	100			WHITE	
UNDRESS	2BZ2	2.9	FORWARD			C021	100				C021	100			WHITE	
UNDRESS	2BZ2	4.2	AFT			C021	100				C021	100			WHITE	
UNDRESS	2BZ2	13.9	PORT			C212	36	36	INSULATION		C021	100			WHITE	
UNDRESS	2BZ2	6.3	STBD			C021	100				C021	100			WHITE	
UNDRESS	2BZ2	13.9	SHELL EXT	76		C045	40				C411	30	30	30	GREY 26480	
DC SECTION BASE NO.1	2CA0	6.5	ST DECK			C413	125-150		DK COVERING							
DC SECTION BASE NO.1	2CA0	6.5	DECKHEAD			C212	36	36	INSULATION	NOTE 4	C061	30	30		WHITE 27925	
DC SECTION BASE NO.1	2CA0	13.9	FORWARD			C212	36	36	INSULATION	NOTE 4	C061	30	30		WHITE 27925	
DC SECTION BASE NO.1	2CA0	12.9	AFT			C212	36	36			C061	30	30		WHITE 27925	
DC SECTION BASE NO.1	2CA0	7.8	PORT								C061	30	30		WHITE 27925	JOINER BULKHEAD
DC SECTION BASE NO.1	2CA0	8.4	STBD			C212	36	36			C061	30	30		WHITE 27925	
WEAPONS WORKSHOP	2CA1	9.6	ST DECK TRAFFIC			C413	125-150				C200	750-1000			GREY 36076	
WEAPONS WORKSHOP	2CA1	1.7	ST DECK NON TRAFFIC			C413 AND C045					C061 OR C177	30	30		GREY 16076	
WEAPONS WORKSHOP	2CA1	22.9	DECKHEAD			C212	36	36	INSULATION	NOTE 4	C061	30	30		WHITE 27925	
WEAPONS WORKSHOP	2CA1	7.9	FORWARD			C212	36	36	INSULATION	NOTE 4	C061	30	30		WHITE 27925	
WEAPONS WORKSHOP	2CA1	12.5	AFT			C212	36	36			C061	30	30		WHITE 27925	
WEAPONS WORKSHOP	2CA1	21.4	PORT			C212	36	36			C061	30	30		WHITE 27925	
WEAPONS WORKSHOP	2CA1	24.0	STBD			C212	36	36	INSULATION	NOTE 4	C061	30	30		WHITE 27925	
WEAPONS WORKSHOP	2CA1	21.4	SHELL EXT	76		C045	40				C411	30	30	30	GREY 26480	
WEAPONS WORKSHOP	2CA1	13.0	OTHERS								C061	30	30		GREY 16076	DADO (900mm HIGH)
LOBBY	2CB0	10.5	ST DECK			C413	125-150		DK COVERING							
LOBBY	2CB0	16.1	DECKHEAD			C212	36	36	INSULATION	NOTE 4	C061	30	30		WHITE 27925	
LOBBY	2CB0	11.5	FORWARD			C212	36	36			C061	30	30		GREY 27880	
LOBBY	2CB0	11.5	AFT								C061	30	30		GREY 27880	JOINER BULKHEAD
LOBBY	2CB0	24.5	PORT			C212	36	36			C061	30	30		GREY 27880	CLEAR OF JOINER BULKHEAD
LOBBY	2CB0	24.5	STBD								C061	30	30		GREY 27880	JOINER BULKHEAD

Title: Painting & Preservation Schedule			Dwg No: HFX-D28-396-000-01			Previous DND No. 8355538			Date: 2004-09-02			Rev: C				SHEET 43 OF 81	
Compartment			Surface	Inorganic Zinc Primer C171		Primer			Deck Covering/ Insulation	Ref Note	Finisher				Colour	Remarks	
				1st Coat µm	2nd Coat µm	Spec	1st Coat µm	2nd Coat µm			Spec	1st Coat µm	2nd Coat µm	3rd Coat µm			
Name	DCZ	Area M²															
LOBBY	2CB0	2.1	OTHERS								C061	30	30		GREY 16076	DADO (150mm HIGH)	
DAMAGE CONTROL LOBBY	2CB0	15.4	ST DECK			C413	125-150		DK COVERING								
DAMAGE CONTROL LOBBY	2CB0	23.1	DECKHEAD			C212	36	36	INSULATION	NOTE 4	C061	30	30		WHITE 27925		
DAMAGE CONTROL LOBBY	2CB0	21.1	FORWARD			C212	36	36			C061	30	30		WHITE 27925		
DAMAGE CONTROL LOBBY	2CB0	21.1	AFT			C212	36	36			C061	30	30		WHITE 27925		
DAMAGE CONTROL LOBBY	2CB0	24.0	PORT			C212	36	36			C061	30	30		WHITE 27925		
DAMAGE CONTROL LOBBY	2CB0	24.0	STBD			C212	36	36			C061	30	30		WHITE 27925		
DAMAGE CONTROL LOBBY	2CB0	2.8	OTHERS								C061	30	30		GREY 16076	DADO (150mm HIGH)	
FORWARD CLEANSING STATION (CLEANSE)	2CB2	9.5	ST DECK			C413	125-150		DK COVERING								
FORWARD CLEANSING STATION (CLEANSE)	2CB2	18.6	DECKHEAD			C212	36	36	INSULATION		C021	100			WHITE		
FORWARD CLEANSING STATION (CLEANSE) FFH330	2CB2	9.6	FORWARD			C212	36	36			C418	50	50		WHITE		
FORWARD CLEANSING STATION (CLEANSE) FFH331 TO FFH341	2CB2	9.6	FORWARD			C021	100				C021	100			WHITE	SHIPS FFH 331 TO FFH 341 ONLY	
FORWARD CLEANSING STATION (CLEANSE) FFH330	2CB2	13.5	AFT			C212	36	36			C418	50	50		WHITE		
FORWARD CLEANSING STATION (CLEANSE) FFH331 TO FFH341	2CB2	13.5	AFT			C021	100				C021	100			WHITE	SHIPS FFH 331 TO FFH 341 ONLY	
FORWARD CLEANSING STATION (CLEANSE)	2CB2	17.1	PORT			C212	36	36	INSULATION		C021	100			WHITE		
FORWARD CLEANSING STATION (CLEANSE) FFH330	2CB2	16.0	STBD			C212	36	36			C418	50	50		WHITE		
FORWARD CLEANSING STATION (CLEANSE) FFH331 TO FFH341	2CB2	16.0	STBD			C021	100				C021	100			WHITE	SHIPS FFH 331 TO FFH 341 ONLY	
FORWARD CLEANSING STATION (CLEANSE)	2CB2	17.1	SHELL EXT	76		C045	40				C411	30	30	30	GREY 26480		
FORWARD CLEANSING STATION (STRIP)	2CA2	6.7	ST DECK			C413	125-150		DK COVERING								
FORWARD CLEANSING STATION (STRIP)	2CA2	16.8	DECKHEAD			C212	36	36	INSULATION		C021	100			WHITE		
FORWARD CLEANSING STATION (CLEANSE) FFH330	2CA2	6.7	FORWARD			C212	36	36			C418	50	50		WHITE		
FORWARD CLEANSING STATION (STRIP) FFH331 TO FFH341	2CA2	6.7	FORWARD			C021	100				C021	100			WHITE	SHIPS FFH 331 TO FFH 341 ONLY	
FORWARD CLEANSING STATION (CLEANSE) FFH330	2CA2	6.7	AFT			C212	36	36			C418	50	50		WHITE		
FORWARD CLEANSING STATION (STRIP) FFH331 TO FFH341	2CA2	6.7	AFT			C021	100				C021	100			WHITE	SHIPS FFH 331 TO FFH 341 ONLY	
FORWARD CLEANSING STATION (STRIP)	2CA2	19.2	PORT			C212	36	36	INSULATION		C021	100			WHITE		
FORWARD CLEANSING STATION (CLEANSE) FFH330	2CA2	19.2	STBD			C212	36	36			C418	50	50		WHITE		
FORWARD CLEANSING STATION (STRIP) FFH331 TO FFH341	2CA2	19.2	STBD			C021	100				C021	100			WHITE	SHIPS FFH 331 TO FFH 341 ONLY	
FORWARD CLEANSING STATION (STRIP)	2CA2	1.8	SHELL EXT	76		C045	40				C411	30	30	30	GREY 26480		
MESS NO.1	2CY0	19.9	ST DECK			C413	125-150		DK COVERING								
MESS NO.1	2CY0	30.0	DECKHEAD			C212	36	36	INSULATION	NOTE 4	C061	30	30		WHITE 27925		
MESS NO.1	2CY0	24.0	FORWARD			C212	36	36			C061	30	30		GREY 27886		
MESS NO.1	2CY0	24.0	AFT			C212	36	36	INSULATION	NOTE 4	C061	30	30		GREY 27886	CLEAR OF JOINER BULKHEAD	
MESS NO.1	2CY0	18.7	PORT								C061	30	30		GREY 27886	JOINER BULKHEAD	
MESS NO.1	2CY0	18.7	STBD			C212	36	36	INSULATION	NOTE 4	C061	30	30		GREY 27886		
MESS NO.1	2CY0	15.6	SHELL EXT	76		C045	40				C411	30	30	30	GREY 26480		
AIR LOCK	2CY2	1.6	ST DECK			C413	125-150		DK COVERING								
AIR LOCK	2CY2	1.6	DECKHEAD			C212	36	36	INSULATION	NOTE 4	C061	30	30		WHITE 27925		
AIR LOCK	2CY2	5.3	FORWARD			C212	36	36			C061	30	30		GREY 27880		
AIR LOCK	2CY2	5.3	AFT			C212	36	36			C061	30	30		GREY 27880		

Title: Painting & Preservation Schedule			Dwg No: HFX-D28-396-000-01			Previous DND No. 8355538			Date: 2004-09-02			Rev: C				SHEET 44 OF 81	
Compartment			Surface	Inorganic Zinc Primer C171		Primer			Deck Covering/ Insulation	Ref Note	Finisher				Colour	Remarks	
				1st Coat µm	2nd Coat µm	Spec	1st Coat µm	2nd Coat µm			Spec	1st Coat µm	2nd Coat µm	3rd Coat µm			
Name	DCZ	Area M²															
AIR LOCK	2CY2	6.7	PORT			C212	36	36			C061	30	30		GREY 27880		
AIR LOCK	2CY2	6.7	STBD			C212	36	36			C061	30	30		GREY 27880		
AIR LOCK	2CY2	0.8	OTHERS								C061	30	30		GREY 16076	DADO (150mm HIGH)	
CREWS WASHPLACE & HEAD NO.1	2CY4	13.2	ST DECK			C413	125-150		DK COVERING						GREY 27880		
CREWS WASHPLACE & HEAD NO.1	2CY4	24.8	DECKHEAD			C212	36	36	INSULATION	NOTE 4	C061	30	30		WHITE 27925		
CREWS WASHPLACE & HEAD NO.1	2CY4	23.5	FORWARD			C212	36	36			C061	30	30		GREY 27880		
CREWS WASHPLACE & HEAD NO.1	2CY4	23.5	AFT			C212	36	36			C061	30	30		GREY 27880	CLEAR OF JOINER BULKHEAD	
CREWS WASHPLACE & HEAD NO.1	2CY4	19.8	PORT			C212	36	36	INSULATION	NOTE 4	C061	30	30		GREY 27880	CLEAR OF FIBREGLASS LAYER. FOR FFH 330,331,332,334 & 335 APPLY 1 COAT 38 µm OF 1-GP-146M TO THE DOUBLE LAYER OF FIBREGLASS, COLOUR TO BE GREY 101-202. SEE NOTE 18 FOR FFH 333, 336 TO 341.	
CREWS WASHPLACE & HEAD NO.1	2CY4	25.4	STBD			C212	36	36			C061	30	30		GREY 27880	CLEAR OF JOINER BULKHEAD	
CREWS WASHPLACE & HEAD NO.1	2CY4	19.8	SHELL EXT	76		C045	40				C411	30	30	30	GREY 26480		
CREWS WASHPLACE & HEAD NO.1	2CY4	6.0	OTHERS			C212	36	36			C061	30	30		GREY 27880	SHOWER PARTITIONS	
CREWS WASHPLACE & HEAD NO.1	2CY4	6.0	OTHERS								C061	30	30		GREY 27880	W.C. PARTITIONS	
MESS NO.2	2CZ	41.9	ST DECK			C413	125-150		DK COVERING								
MESS NO.2	2CZ	53.2	DECKHEAD			C212	36	36	INSULATION	NOTE 4	C061	30	30		WHITE 27925		
MESS NO.2	2CZ	48.3	FORWARD								C061	30	30		GREY 27875	JOINER BULKHEAD	
MESS NO.2	2CZ	48.3	AFT			C212	36	36			C061	30	30		GREY 27875		
MESS NO.2	2CZ	14.5	PORT			C212	36	36	INSULATION	NOTE 4	C061	30	30		GREY 27875		
MESS NO.2	2CZ	14.5	STBD			C212	36	36	INSULATION	NOTE 4	C061	30	30		GREY 27875		
MESS NO.2	2CZ	29.0	SHELL EXT	76		C045	40				C411	30	30	30	GREY 26480		
OPERATIONS ROOM	2DA	107.3	ST DECK			C413	125-150			NOTE 15						BELOW FALSE DECK	
OPERATIONS ROOM	2DA	115.9	DECKHEAD			C212	36	36	INSULATION	NOTE 5					WHITE 27925		
OPERATIONS ROOM	2DA	25.9	FORWARD			C212	36	36	INSULATION	NOTE 5					GREEN 24664		
OPERATIONS ROOM	2DA	28.0	AFT			C212	36	36	INSULATION	NOTE 5					GREEN 24664		
OPERATIONS ROOM	2DA	17.3	PORT			C212	36	36	INSULATION	NOTE 5					GREEN 24664		
OPERATIONS ROOM	2DA	17.3	STBD			C212	36	36	INSULATION	NOTE 5					GREEN 24664		
OPERATIONS ROOM	2DA	61.1	SHELL EXT	76		C045	40				C411	30	30	30	GREY 26480		
COMMAND & CONTROL EQUIPMENT ROOM NO.2	2DB0	22.0	ST DECK TRAFFIC			C413	125-150				C200	750-1000			GREY 36076		
COMMAND & CONTROL EQUIPMENT ROOM NO.2	2DB0	2.2	ST DECK NON TRAFFIC			C413 AND C045					C061 OR C177	30	30		GREY 16076		
COMMAND & CONTROL EQUIPMENT ROOM NO.2	2DB0	23.8	DECKHEAD			C212	36	36	INSULATION		C061	30	30		WHITE 27925		
COMMAND & CONTROL EQUIPMENT ROOM NO.2	2DB0	11.9	FORWARD			C212	36	36	INSULATION	NOTE 5					WHITE 27925		
COMMAND & CONTROL EQUIPMENT ROOM NO.2	2DB0	11.9	AFT			C212	36	36	INSULATION	NOTE 5					WHITE 27925		
COMMAND & CONTROL EQUIPMENT ROOM NO.2	2DB0	8.6	PORT			C212	36	36	INSULATION	NOTE 5					WHITE 27925		
COMMAND & CONTROL EQUIPMENT ROOM NO.2	2DB0	8.6	STBD			C212	36	36	INSULATION	NOTE 5					WHITE 27925		
SPS 49 COOLING EQUIPMENT ROOM	2DB1	40.5	ST DECK TRAFFIC			C413	125-150				C200	750-1000			GREY 36076		
SPS 49 COOLING EQUIPMENT ROOM	2DB1	4.1	ST DECK NON TRAFFIC			C413 AND C045					C061 OR C177	30	30		GREY 16076		
SPS 49 COOLING EQUIPMENT ROOM	2DB1	9.3	DECKHEAD			C212	36	36	INSULATION		C061	30	30		WHITE 27925		
SPS 49 COOLING EQUIPMENT ROOM	2DB1	7.8	FORWARD			C212	36	36	INSULATION	NOTE 5					WHITE 27925		

Title: Painting & Preservation Schedule			Dwg No: HFX-D28-396-000-01			Previous DND No. 8355538			Date: 2004-09-02			Rev: C				SHEET 45 OF 81	
Compartment			Surface	Inorganic Zinc Primer C171		Primer			Deck Covering/ Insulation	Ref Note	Finisher				Colour	Remarks	
				1st Coat µm	2nd Coat µm	Spec	1st Coat µm	2nd Coat µm			Spec	1st Coat µm	2nd Coat µm	3rd Coat µm			
Name	DCZ	Area M²															
SPS 49 COOLING EQUIPMENT ROOM	2DB1	7.8	AFT			C212	36	36	INSULATION	NOTE 5					WHITE 27925		
SPS 49 COOLING EQUIPMENT ROOM	2DB1	4.0	PORT			C212	36	36	INSULATION	NOTE 5					WHITE 27925		
SPS 49 COOLING EQUIPMENT ROOM	2DB1	4.0	STBD			C212	36	36	INSULATION	NOTE 5					WHITE 27925		
SPS 49 COOLING EQUIPMENT ROOM	2DB1	7.0	SHELL EXT	76		C045	40				C411	30	30	30	GREY 26480		
OPERATIONS ROOM A/C PLANT	2DB2	8.0	ST DECK TRAFFIC			C413	125-150				C200	750-1000			GREY 36076		
OPERATIONS ROOM A/C PLANT	2DB2	1.0	ST DECK NON TRAFFIC			C413 AND C045					C061 OR C177	30	30		GREY 16076		
OPERATIONS ROOM A/C PLANT	2DB2	9.7	DECKHEAD			C212	36	36	INSULATION		C061	30	30		WHITE 27925		
OPERATIONS ROOM A/C PLANT	2DB2	5.4	FORWARD			C212	36	36	INSULATION	NOTE 5					WHITE 27925		
OPERATIONS ROOM A/C PLANT	2DB2	5.0	AFT			C212	36	36	INSULATION	NOTE 5					WHITE 27925		
OPERATIONS ROOM A/C PLANT	2DB2	7.6	PORT			C212	36	36	INSULATION	NOTE 5					WHITE 27925		
OPERATIONS ROOM A/C PLANT	2DB2	7.6	STBD			C212	36	36	INSULATION	NOTE 5					WHITE 27925		
OPERATIONS ROOM A/C PLANT	2DB2	7.6	SHELL EXT	76		C045	40				C411	30	30	30	GREY 26480		
OPERATIONS ROOM A/C PLANT	2DB2	10.9	OTHERS								C061 OR C177	30	30		GREY 501-102	DADO (900mm HIGH) EXCEPT OVER PERFORATED METAL.	
FEMALE OFFICERS WASHPLACE & HEAD	2DY2	3.1	ST DECK			C413	125-150		DK COVERING								
FEMALE OFFICERS WASHPLACE & HEAD	2DY2	3.4	DECKHEAD			C061	36	36			C061	30	30		WHITE 27925		
FEMALE OFFICERS WASHPLACE & HEAD	2DY2	3.8	FORWARD								C061	30	30		GREY 27880	JOINER BULKHEAD	
FEMALE OFFICERS WASHPLACE & HEAD	2DY2	3.8	AFT								C061	30	30		GREY 27880	JOINER BULKHEAD	
FEMALE OFFICERS WASHPLACE & HEAD	2DY2	4.0	PORT								C061	30	30		GREY 27880	JOINER BULKHEAD	
FEMALE OFFICERS WASHPLACE & HEAD	2DY2	4.0	STBD								C061	30	30		GREY 27880	JOINER BULKHEAD	
FEMALE OFFICERS WASHPLACE & HEAD	2DY2	2.4	OTHERS			C061	36	36			C061	30	30		GREY 27880	SHOWER PARTITIONS	
OPERATIONS ROOM ADMINISTRATION AREA	2DY4	3.9	ST DECK			C413	125-150			NOTE 15						BELOW FALSE DECK	
OPERATIONS ROOM ADMINISTRATION AREA	2DY4	4.3	DECK HEAD			C212	36	36	INSULATION	NOTE 4	C061	30	30		WHITE 27925		
OPERATIONS ROOM ADMINISTRATION AREA	2DY4	5.2	FORWARD			C212	36	36			C061	30	30		GREEN 24664		
OPERATIONS ROOM ADMINISTRATION AREA	2DY4	5.2	AFT								C061	30	30		GREEN 24664	JOINER BULKHEAD	
OPERATIONS ROOM ADMINISTRATION AREA	2DY4	3.2	PORT			C212	36	36	INSULATION	NOTE 4	C061	30	30		GREEN 24664		
OPERATIONS ROOM ADMINISTRATION AREA	2DY4	3.0	STBD								C061	30	30		GREEN 24664	JOINER BULKHEAD	
OPERATIONS ROOM ADMINISTRATION AREA	2DY4	4.3	SHELL EXT	76		C045	40				C411	30	30	30	GREY 26480		
RADAR ROOM NO.2	2DZ0	40.5	ST DECK TRAFFIC			C413	64				C200	750-1000			GREY 36076		
RADAR ROOM NO.2	2DZ0	4.1	ST DECK NON TRAFFIC			C413 AND C045					C061 OR C177	30	30		GREY 16076		
RADAR ROOM NO.2	2DZ0	43.7	DECKHEAD			C212	36	36	INSULATION						WHITE 27925		
RADAR ROOM NO.2	2DZ0	20.5	FORWARD			C212	36	36	INSULATION	NOTE 5					WHITE 27925		
RADAR ROOM NO.2	2DZ0	20.5	AFT			C212	36	36	INSULATION	NOTE 5					WHITE 27925		
RADAR ROOM NO.2	2DZ0	10.0	PORT								C061		30		WHITE 27925	JOINER BULKHEAD	
RADAR ROOM NO.2	2DZ0	10.8	STBD			C212	36	36	INSULATION	NOTE 5					WHITE 27925		
RADAR ROOM NO.2	2DZ0	15.0	SHELL EXT	76		C045	40				C411	30	30	30	GREY 26480		
PASSAGEWAY	2DZ2	26.3	ST DECK			C413	125-150		DK COVERING								
PASSAGEWAY	2DZ2	28.4	DECKHEAD			C212	36	36		NOTE 4	C061	30	30		WHITE 27925	PART INSULATION	
PASSAGEWAY	2DZ2	9.8	FORWARD			C212	36	36			C061	30	30		GREY 27880		
PASSAGEWAY	2DZ2	9.8	AFT			C212	36	36			C061	30	30		GREY 27880		
PASSAGEWAY	2DZ2	18.0	PORT			C212	36	36			C061	30	30		GREY 27880	CLEAR OF JOINER BULKHEAD	
PASSAGEWAY	2DZ2	18.0	STBD			C212	36	36			C061	30	30		GREY 27880	CLEAR OF JOINER BULKHEAD	
FEMALE OFFICERS CABIN	2DZ4	10.7	ST DECK			C413	125-150		DK COVERING								
FEMALE OFFICERS CABIN	2DZ4	11.5	DECKHEAD			C212	36	36	INSULATION	NOTE 4	C061	30	30		WHITE 27925		
FEMALE OFFICERS CABIN	2DZ4	5.2	FORWARD								C061	30	30		GREY 27886	JOINER BULKHEAD	
FEMALE OFFICERS CABIN	2DZ4	5.6	AFT			C212	36	36			C061	30	30		GREY 27886		
FEMALE OFFICERS CABIN	2DZ4	8.5	PORT			C212	36	36	INSULATION	NOTE 4	C061	30	30		GREY 27886		
FEMALE OFFICERS CABIN	2DZ4	8.0	STBD								C061	30	30		GREY 27886	JOINER BULKHEAD	
FEMALE OFFICERS CABIN	2DZ4	11.7	SHELL EXT	76		C045	40				C411	30	30	30	GREY 26480		
WARDROOM SERVERY	2EA0	11.8	ST DECK			C413	125-150		DK COVERING								
WARDROOM SERVERY	2EA0	12.7	DECKHEAD			C212	36	36			C061	30	30		WHITE 27925		
WARDROOM SERVERY	2EA0	10.7	FORWARD			C212	36	36			C061	30	30		WHITE 27925		

Title: Painting & Preservation Schedule			Dwg No: HFX-D28-396-000-01			Previous DND No. 8355538			Date: 2004-09-02			Rev: C				SHEET 46 OF 81	
Compartment			Surface	Inorganic Zinc Primer C171		Primer			Deck Covering/ Insulation	Ref Note	Finisher				Colour	Remarks	
				1st Coat µm	2nd Coat µm	Spec	1st Coat µm	2nd Coat µm			Spec	1st Coat µm	2nd Coat µm	3rd Coat µm			
Name	DCZ	Area M²															
WARDROOM SERVERY	2EA0	10.7	AFT			C212	36	36			C061	30	30		WHITE 27925		
WARDROOM SERVERY	2EA0	11.9	PORT			C212	36	36			C061	30	30		WHITE 27925		
WARDROOM SERVERY	2EA0	11.0	STBD								C061	30	30		WHITE 27925	JOINER BULKHEAD	
WARDROOM & ANTEROOM	2EA1	59.0	ST DECK			C413	125-150		DK COVERING								
WARDROOM & ANTEROOM	2EA1	69.4	DECKHEAD			C212	36	36		NOTE 4	C061	30	30		WHITE 27925	PART INSULATION	
WARDROOM & ANTEROOM	2EA1	23.0	FORWARD			C212	36	36			C061	30	30		GREY 27886	LINING ON BULKHEAD	
WARDROOM & ANTEROOM	2EA1	23.2	AFT			C212	36	36			C061	30	30		GREY 27886	LINING ON BULKHEAD	
WARDROOM & ANTEROOM	2EA1	29.7	PORT			C212	36	36			C061	30	30		GREY 27886	LINING OVER STEEL BHD	
WARDROOM & ANTEROOM	2EA1	29.7	STBD			C212	36	36	INSULATION		C061	30	30		GREY 27886	LINING OVER INSULATION	
WARDROOM & ANTEROOM	2EA1	29.7	SHELL EXT	76		C045	40				C411	30	30	30	GREY 26480		
PASSAGEWAY	2EA2	19.2	ST DECK			C413	125-150		DK COVERING								
PASSAGEWAY	2EA2	20.7	DECKHEAD			C212	36	36		NOTE 4	C061	30	30		WHITE 27925	PART INSULATION	
PASSAGEWAY	2EA2	11.4	FORWARD			C212	36	36			C061	30	30		GREY 27880		
PASSAGEWAY	2EA2	11.4	AFT			C212	36	36			C061	30	30		GREY 27880		
PASSAGEWAY	2EA2	29.7	PORT			C212	36	36			C061	30	30		GREY 27880		
PASSAGEWAY	2EA2	29.7	STBD			C212	36	36			C061	30	30		GREY 27880		
PASSAGEWAY	2EA2	4.2	OTHERS								C061	30	30		GREY 16076	DADO (150mm HIGH)	
CONFIDENTIAL BOOKS OFFICE	2EA4	6.8	ST DECK			C413	125-150		DK COVERING								
CONFIDENTIAL BOOKS OFFICE	2EA4	9.0	DECKHEAD			C212	36	36	INSULATION	NOTE 4	C061	30	30		WHITE 27925		
CONFIDENTIAL BOOKS OFFICE	2EA4	9.3	FORWARD			C212	36	36			C061	30	30		GREEN 24585		
CONFIDENTIAL BOOKS OFFICE	2EA4	9.4	AFT			C212	36	36			C061	30	30		GREEN 24585		
CONFIDENTIAL BOOKS OFFICE	2EA4	7.9	PORT			C212	36	36	INSULATION	NOTE 4	C061	30	30		GREEN 24585		
CONFIDENTIAL BOOKS OFFICE	2EA4	7.3	STBD								C061	30	30		GREEN 24585	JOINER BULKHEAD	
CONFIDENTIAL BOOKS OFFICE	2EA4	7.9	SHELL EXT	76		C045	40				C411	30	30	30	GREY 26480		
WARDROOM LOCKER	2EB1	0.8	ST DECK TRAFFIC	76		C413	125-150				C200	750-1000			GREY 36076		
WARDROOM LOCKER	2EB1	2.6	ST DECK NON TRAFFIC			C413 AND C045					C061 OR C177	30	30		GREY 16076		
WARDROOM LOCKER	2EB1	3.7	DECKHEAD			C212	36	36	INSULATION	NOTE 4	C061	30	30		WHITE 27925		
WARDROOM LOCKER	2EB1	6.6	FORWARD			C212	36	36			C061	30	30		WHITE 27925		
WARDROOM LOCKER	2EB1	6.1	AFT								C061	30	30		WHITE 27925	JOINER BULKHEAD	
WARDROOM LOCKER	2EB1	4.3	PORT								C061	30	30		WHITE 27925	JOINER BULKHEAD	
WARDROOM LOCKER	2EB1	4.6	STBD			C212	36	36			C061	30	30		WHITE 27925		
LOBBY	2EB1	8.8	ST DECK			C413	125-150		DK COVERING								
LOBBY	2EB1	10.6	DECKHEAD			C212	36	36	INSULATION	NOTE 4	C061	30	30		WHITE 27925		
LOBBY	2EB1	13.1	FORWARD			C212	36	36			C061	30	30		GREY 27880	CLEAR OF JOINER BULKHEAD	
LOBBY	2EB1	13.1	AFT			C212	36	36			C061	30	30		GREY 27880		
LOBBY	2EB1	9.0	PORT			C212	36	36			C061	30	30		GREY 27880	CLEAR OF JOINER BULKHEAD	
LOBBY	2EB1	9.0	STBD			C212	36	36			C061	30	30		GREY 27880		
LOBBY	2EB1	2.2	OTHERS								C061	30	30		GREY 16076	DADO (150mm HIGH)	
FORWARD SWITCHBOARD ROOM	2EZ2	15.1	ST DECK TRAFFIC			C413	125-150				C200	750-1000			GREY 36076		
FORWARD SWITCHBOARD ROOM	2EZ2	13.0	ST DECK NON TRAFFIC			C413 AND C045					C061 OR C177	30	30		GREY 16076		
FORWARD SWITCHBOARD ROOM	2EZ2	34.3	DECKHEAD			C212	36	36	INSULATION	NOTE 4	C061	30	30		WHITE 27925		
FORWARD SWITCHBOARD ROOM	2EZ2	13.3	FORWARD			C212	36	36	INSULATION	NOTE 5					WHITE 27925		
FORWARD SWITCHBOARD ROOM	2EZ2	13.4	AFT			C212	36	36	INSULATION	NOTE 5					WHITE 27925		
FORWARD SWITCHBOARD ROOM	2EZ2	21.9	PORT			C212	36	36	INSULATION	NOTE 4	C061	30	30		WHITE 27925		
FORWARD SWITCHBOARD ROOM	2EZ2	21.9	STBD			C212	36	36			C061	30	30		WHITE 27925		
FORWARD SWITCHBOARD ROOM	2EZ2	21.9	SHELL EXT	76		C045	50				C411	30	30	30	GREY 26480		
PASSAGEWAY(PORT)	2FA0	21.6	ST DECK			C413	125-150		DK COVERING								
PASSAGEWAY(PORT)	2FA0	24.1	DECKHEAD			C212	36	36	INSULATION	NOTE 4	C061	30	30		WHITE 27925		

Title: Painting & Preservation Schedule			Dwg No: HFX-D28-396-000-01			Previous DND No. 8355538			Date: 2004-09-02			Rev: C				SHEET 47 OF 81	
Compartment			Surface	Inorganic Zinc Primer C171		Primer			Deck Covering/ Insulation	Ref Note	Finisher				Colour	Remarks	
				1st Coat µm	2nd Coat µm	Spec	1st Coat µm	2nd Coat µm			Spec	1st Coat µm	2nd Coat µm	3rd Coat µm			
Name	DCZ	Area M²															
PASSAGEWAY(PORT)	2FA0	4.3	FORWARD			C212	36	36			C061	30	30		GREY 27880		
PASSAGEWAY(PORT)	2FA0	4.3	AFT			C212	36	36			C061	30	30		GREY 27880		
PASSAGEWAY(PORT)	2FA0	60.2	PORT								C061	30	30		GREY 27880	JOINER BULKHEAD	
PASSAGEWAY(PORT)	2FA0	50.5	STBD			C212	36	36			C061	30	30		GREY 27880		
PASSAGEWAY(PORT)	2FA0	6.3	OTHERS								C061	30	30		GREY 16076	DADO (150mm HIGH)	
PASSAGEWAY(STBD)	2FA0	16.4	ST DECK			C413	125-150		DK COVERING								
PASSAGEWAY(STBD)	2FA0	18.3	DECKHEAD			C212	36	36	INSULATION	NOTE 4	C061	30	30		WHITE 27925		
PASSAGEWAY(STBD)	2FA0	3.2	FORWARD			C212	36	36			C061	30	30		GREY 27880		
PASSAGEWAY(STBD)	2FA0	3.0	AFT								C061	30	30		GREY 27880	JOINER BULKHEAD	
PASSAGEWAY(STBD)	2FA0	43.5	PORT			C212	36	36			C061	30	30		GREY 27880		
PASSAGEWAY(STBD)	2FA0	44.2	STBD								C061	30	30		GREY 27880	JOINER BULKHEAD	
PASSAGEWAY(STBD)	2FA0	4.9	OTHERS								C061	30	30		GREY 16076	DADO (150mm HIGH)	
PASSAGEWAY(CENTRE)	2FA0	9.1	ST DECK			C413	125-150		DK COVERING								
PASSAGEWAY(CENTRE)	2FA0	9.8	DECKHEAD			C212	36	36	INSULATION	NOTE 4	C061	30	30		WHITE 27925		
PASSAGEWAY(CENTRE)	2FA0	19.7	FORWARD			C212	36	36			C061	30	30		GREY 27880		
PASSAGEWAY(CENTRE)	2FA0	21.6	AFT			C212	36	36			C061	30	30		GREY 27880		
PASSAGEWAY(CENTRE)	2FA0	4.3	PORT			C212	36	36			C061	30	30		GREY 27880		
PASSAGEWAY(CENTRE)	2FA0	4.3	STBD			C212	36	36			C061	30	30		GREY 27880		
PASSAGEWAY(CENTRE)	2FA0	2.5	OTHERS								C061	30	30		GREY 16076	DADO (150mm HIGH)	
DOUBLE CABIN NO. 1	2FA1	10.6	ST DECK			C413	125-150		DK COVERING								
DOUBLE CABIN NO. 1	2FA1	12.9	DECKHEAD			C212	36	36	INSULATION	NOTE 4	C061	30	30		WHITE 27925		
DOUBLE CABIN NO. 1	2FA1	11.2	FORWARD			C212	36	36			C061	30	30		GREY 27886		
DOUBLE CABIN NO. 1	2FA1	10.4	AFT								C061	30	30		GREY 27886	JOINER BULKHEAD	
DOUBLE CABIN NO. 1	2FA1	8.7	PORT								C061	30	30		GREY 27886	JOINER BULKHEAD	
DOUBLE CABIN NO. 1	2FA1	9.4	STBD			C212	36	36	INSULATION		C061	30	30		GREY 27886		
DOUBLE CABIN NO. 1	2FA1	9.4	SHELL EXT	76		C045	40				C411	30	30	30	GREY 26480		
XO'S CABIN NO. 2	2FA2	8.2	ST DECK			C413	125-150		DK COVERING								
XO'S CABIN NO. 2	2FA2	10.0	DECKHEAD			C212	36	36	INSULATION	NOTE 4	C061	30	30		WHITE 27925		
XO'S CABIN NO. 2	2FA2	11.1	FORWARD			C212	36	36			C061	30	30		GREY 27886	LINING	
XO'S CABIN NO. 2	2FA2	10.4	AFT								C061	30	30		GREY 27886	JOINER BULKHEAD	
XO'S CABIN NO. 2	2FA2	7.8	PORT			C212	36	36	INSULATION		C061	30	30		GREY 27886		
XO'S CABIN NO. 2	2FA2	7.2	STBD								C061	30	30		GREY 27886	JOINER BULKHEAD	
XO'S CABIN NO. 2	2FA2	7.8	SHELL EXT	76		C045	40				C411	30	30	30	GREY 26480		
HALON GAS COMPARTMENT	2FB0	3.7	ST DECK TRAFFIC			C413	125-150				C200	750-1000			GREY 36076		
HALON GAS COMPARTMENT	2FB0	4.9	ST DECK NON TRAFFIC			C413 AND C045					C411	30	30		GREY 16076		
HALON GAS COMPARTMENT	2FB0	9.3	DECKHEAD			C212	36	36	INSULATION		C061	30	30		WHITE 27925		
HALON GAS COMPARTMENT	2FB0	19.7	FORWARD			C212	36	36			C061	30	30		WHITE 27925		
HALON GAS COMPARTMENT	2FB0	19.7	AFT			C212	36	36			C061	30	30		WHITE 27925		
HALON GAS COMPARTMENT	2FB0	3.9	PORT			C212	36	36	INSULATION	NOTE 5					WHITE 27925		
HALON GAS COMPARTMENT	2FB0	3.9	STBD			C212	36	36	INSULATION	NOTE 5					WHITE 27925		
HALON GAS COMPARTMENT	2FB0	14.2	OTHERS								C061	30	30		GREY 16076	DADO (900mm HIGH)	
DOUBLE CABIN NO. 3	2FB1	9.9	ST DECK			C413	125-150		DK COVERING								
DOUBLE CABIN NO. 3	2FB1	10.9	DECKHEAD			C212	36	36	INSULATION	NOTE 4	C061	30	30		WHITE 27925		
DOUBLE CABIN NO. 3	2FB1	9.9	FORWARD								C061	30	30		GREY 27886	JOINER BULKHEAD	
DOUBLE CABIN NO. 3	2FB1	10.4	AFT								C061	30	30		GREY 27886	JOINER BULKHEAD	
DOUBLE CABIN NO. 3	2FB1	8.5	PORT								C061	30	30		GREY 27886	JOINER BULKHEAD	
DOUBLE CABIN NO. 3	2FB1	8.7	STBD			C212	36	36	INSULATION		C061	30	30		GREY 27886		
DOUBLE CABIN NO. 3	2FB1	8.7	SHELL EXT	76		C045	40				C411	30	30	30	GREY 26480		
DOUBLE CABIN NO. 4	2FB2	10.1	ST DECK	76		C413	125-150		DK COVERING								
DOUBLE CABIN NO. 4	2FB2	12.1	DECKHEAD			C061	36	36	INSULATION	NOTE 4	C061	30	30		WHITE 27925		
DOUBLE CABIN NO. 4	2FB2	10.4	FORWARD								C061	30	30		GREY 27886	JOINER BULKHEAD	

Title: Painting & Preservation Schedule			Dwg No: HFX-D28-396-000-01			Previous DND No. 8355538		Date: 2004-09-02			Rev: C				SHEET 48 OF 81	
Compartment			Surface	Inorganic Zinc Primer C171		Primer			Deck Covering/ Insulation	Ref Note	Finisher				Colour	Remarks
				1st Coat µm	2nd Coat µm	Spec	1st Coat µm	2nd Coat µm			Spec	1st Coat µm	2nd Coat µm	3rd Coat µm		
Name	DCZ	Area M²														
DOUBLE CABIN NO. 4	2FB2	10.4	AFT								C061	30	30		GREY 27886	JOINER BULKHEAD
DOUBLE CABIN NO. 4	2FB2	9.1	PORT			C061	36	36	INSULATION		C061	30	30		GREY 27886	
DOUBLE CABIN NO. 4	2FB2	8.4	STBD								C061	30	30		GREY 27886	JOINER BULKHEAD
DOUBLE CABIN NO. 4	2FB2	9.1	SHELL EXT	76		C045	40				C411	30	30	30	GREY 26480	
DOUBLE CABIN NO. 5	2FC1	9.9	ST DECK			C413	125-150		DK COVERING							
DOUBLE CABIN NO. 5	2FC1	10.9	DECKHEAD			C212	36	36	INSULATION	NOTE 4	C061	30	30		WHITE 27925	
DOUBLE CABIN NO. 5	2FC1	9.7	FORWARD								C061	30	30		GREY 27886	JOINER BULKHEAD
DOUBLE CABIN NO. 5	2FC1	10.4	AFT								C061	30	30		GREY 27886	JOINER BULKHEAD
DOUBLE CABIN NO. 5	2FC1	8.8	PORT								C061	30	30		GREY 27886	JOINER BULKHEAD
DOUBLE CABIN NO. 5	2FC1	8.7	STBD			C212	36	36	INSULATION		C061	30	30		GREY 27886	
DOUBLE CABIN NO. 5	2FC1	8.7	SHELL EXT	76		C045	40				C411	30	30	30	GREY 26480	
DOUBLE CABIN NO. 6	2FC2	21.2	ST DECK			C413	125-150		DK COVERING							
DOUBLE CABIN NO. 6	2FC2	25.1	DECKHEAD			C212	36	36	INSULATION	NOTE 4	C061	30	30		WHITE 27925	
DOUBLE CABIN NO. 6	2FC2	10.4	FORWARD								C061	30	30		GREY 27886	JOINER BULKHEAD
DOUBLE CABIN NO. 6	2FC2	10.4	AFT								C061	30	30		GREY 27886	JOINER BULKHEAD
DOUBLE CABIN NO. 6	2FC2	18.8	PORT			C212	36	36	INSULATION		C061	30	30		GREY 27886	
DOUBLE CABIN NO. 6	2FC2	17.4	STBD								C061	30	30		GREY 27886	JOINER BULKHEAD
DOUBLE CABIN NO. 6	2FC2	18.8	SHELL EXT	76		C045	40				C411	30	30	30	GREY 26480	
DOUBLE CABIN NO. 7	2FX1	9.4	ST DECK			C413	125-150		DK COVERING							
DOUBLE CABIN NO. 7	2FX1	10.3	DECKHEAD			C212	36	36	INSULATION	NOTE 4	C061	30	30		WHITE 27925	
DOUBLE CABIN NO. 7	2FX1	9.7	FORWARD								C061	30	30		GREY 27886	JOINER BULKHEAD
DOUBLE CABIN NO. 7	2FX1	10.4	AFT								C061	30	30		GREY 27886	JOINER BULKHEAD
DOUBLE CABIN NO. 7	2FX1	8.4	PORT								C061	30	30		GREY 27886	JOINER BULKHEAD
DOUBLE CABIN NO. 7	2FX1	8.3	STBD			C212	36	36	INSULATION		C061	30	30		GREY 27886	
DOUBLE CABIN NO. 7	2FX1	8.3	SHELL EXT	76		C045	40				C411	30	30	30	GREY 26480	
DOUBLE CABIN NO. 9	2FY1	10.8	ST DECK			C413	125-150		DK COVERING							
DOUBLE CABIN NO. 9	2FY1	11.7	DECKHEAD			C212	36	36	INSULATION	NOTE 4	C061	30	30		WHITE 27925	
DOUBLE CABIN NO. 9	2FY1	10.4	FORWARD								C061	30	30		GREY 27886	JOINER BULKHEAD
DOUBLE CABIN NO. 9	2FY1	10.4	AFT								C061	30	30		GREY 27886	JOINER BULKHEAD
DOUBLE CABIN NO. 9	2FY1	7.8	PORT								C061	30	30		GREY 27886	JOINER BULKHEAD
DOUBLE CABIN NO. 9	2FY1	8.4	STBD			C212	36	36	INSULATION		C061	30	30		GREY 27886	
DOUBLE CABIN NO. 9	2FY1	8.4	SHELL EXT	76		C045	40				C411	30	30	30	GREY 26480	
MEO'S CABIN NO. 10	2FY2	7.6	ST DECK			C413	125-150		DK COVERING							
MEO'S CABIN NO. 10	2FY2	9.1	DECKHEAD			C212	36	36	INSULATION	NOTE 4	C061	30	30		WHITE 27925	
MEO'S CABIN NO. 10	2FY2	10.4	FORWARD								C061	30	30		GREY 27886	JOINER BULKHEAD
MEO'S CABIN NO. 10	2FY2	10.4	AFT								C061	30	30		GREY 27886	JOINER BULKHEAD
MEO'S CABIN NO. 10	2FY2	7.5	PORT			C212	36	36	INSULATION		C061	30	30		GREY 27886	
MEO'S CABIN NO. 10	2FY2	6.9	STBD								C061	30	30		GREY 27886	JOINER BULKHEAD
MEO'S CABIN NO. 10	2FY2	7.5	SHELL EXT	76		C045	40				C411	30	30	30	GREY 26480	
OFFICERS WASHPLACE & HEADS	2FZ0	16.3	ST DECK			C413	125-150		DK COVERING							
OFFICERS WASHPLACE & HEADS	2FZ0	17.6	DECKHEAD			C212	36	36	INSULATION	NOTE 4	C061	30	30		WHITE 27925	
OFFICERS WASHPLACE & HEADS	2FZ0	13.7	FORWARD			C212	36	36			C061	30	30		GREY 27880	
OFFICERS WASHPLACE & HEADS	2FZ0	23.3	AFT			C212	36	36			C061	30	30		GREY 27880	
OFFICERS WASHPLACE & HEADS	2FZ0	4.6	PORT			C212	36	36			C061	30	30		GREY 27880	
OFFICERS WASHPLACE & HEADS	2FZ0	16.2	STBD			C212	36	36			C061	30	30		GREY 27880	
OFFICERS WASHPLACE & HEADS	2FZ0	13.3	OTHERS			C212	36	36			C061	30	30		GREY 27880	SHOWER PARTITIONS
OFFICERS WASHPLACE & HEADS	2FZ0	24.8	OTHERS								C061	30	30		GREY 27880	W.C. PARTITIONS
SUPPLY OFFICERS CABIN NO. 14	2FZ1	9.3	ST DECK			C413	125-150		DK COVERING							
SUPPLY OFFICERS CABIN NO. 14	2FZ1	10.0	DECKHEAD			C212	36	36	INSULATION	NOTE 4	C061	30	30		WHITE 27925	
SUPPLY OFFICERS CABIN NO. 14	2FZ1	6.4	FORWARD			C212	36	36			C061	30	30		GREY 27886	JOINER BULKHEAD
SUPPLY OFFICERS CABIN NO. 14	2FZ1	5.2	AFT			C212	36	36			C061	30	30		GREY 27886	LINING
SUPPLY OFFICERS CABIN NO. 14	2FZ1	14.1	PORT			C212	36	36			C061	30	30		GREY 27886	JOINER BULKHEAD
SUPPLY OFFICERS CABIN NO. 14	2FZ1	13.5	STBD			C212	36	36			C061	30	30		GREY 27886	LINING
AIR LOCK	2FZ2	5.4	DECKHEAD			C212	36	36		NOTE 6	C061	30	30		WHITE 27925	PART INSULATION

Title: Painting & Preservation Schedule			Dwg No: HFX-D28-396-000-01			Previous DND No. 8355538		Date: 2004-09-02			Rev: C				SHEET 49 OF 81	
Compartment			Surface	Inorganic Zinc Primer C171		Primer			Deck Covering/ Insulation	Ref Note	Finisher				Colour	Remarks
				1st Coat µm	2nd Coat µm	Spec	1st Coat µm	2nd Coat µm			Spec	1st Coat µm	2nd Coat µm	3rd Coat µm		
Name	DCZ	Area M²														
AIR LOCK	2FZ2	4.9	FORWARD			C212	36	36	INSULATION	NOTE 5					GREY 27880	
AIR LOCK	2FZ2	4.9	AFT			C212	36	36	INSULATION	NOTE 5					GREY 27880	
AIR LOCK	2FZ2	9.0	PORT			C212	36	36	INSULATION	NOTE 5					GREY 27880	
AIR LOCK	2FZ2	9.0	STBD			C212	36	36	INSULATION	NOTE 5					GREY 27880	
AIR LOCK	2FZ2	1.4	OTHERS								C061	30	30		GREY 16076	DADO (150mm HIGH)
CSE/AIR OFFICERS CABIN NO. 11	2FZ3	10.8	ST DECK			C413	125-150		DK COVERING							
CSE/AIR OFFICERS CABIN NO. 11	2FZ3	12.4	DECKHEAD			C212	36	36	INSULATION	NOTE 4	C061	30	30		WHITE 27925	
CSE/AIR OFFICERS CABIN NO. 11	2FZ3	13.5	FORWARD								C061	30	30		GREY 27886	JOINER BULKHEAD
CSE/AIR OFFICERS CABIN NO. 11	2FZ3	14.6	AFT			C212	36	36			C061	30	30		GREY 27886	LINING
CSE/AIR OFFICERS CABIN NO. 11	2FZ3	6.9	PORT			C212	36	36			C061	30	30		GREY 27886	
CSE/AIR OFFICERS CABIN NO. 11	2FZ3	6.9	STBD			C212	36	36	INSULATION		C061	30	30		GREY 27886	
CSE/AIR OFFICERS CABIN NO. 11	2FZ3	6.9	SHELL EXT	76		C045	40				C411	30	30	30	GREY 26480	
COMBAT OFFICERS CABIN NO. 12	2FZ4	7.7	ST DECK			C413	125-150		DK COVERING							
COMBAT OFFICERS CABIN NO. 12	2FZ4	9.2	DECKHEAD			C212	36	36	INSULATION	NOTE 4	C061	30	30		WHITE 27925	
COMBAT OFFICERS CABIN NO. 12	2FZ4	10.4	FORWARD								C061	30	30		GREY 27886	JOINER BULKHEAD
COMBAT OFFICERS CABIN NO. 12	2FZ4	11.2	AFT			C212	36	36			C061	30	30		GREY 27886	LINING
COMBAT OFFICERS CABIN NO. 12	2FZ4	7.3	PORT			C212	36	36	INSULATION		C061	30	30		GREY 27886	
COMBAT OFFICERS CABIN NO. 12	2FZ4	6.8	STBD								C061	30	30		GREY 27886	JOINER BULKHEAD
COMBAT OFFICERS CABIN NO. 12	2FZ4	7.3	SHELL EXT	76		C045	40				C411	30	30	30	GREY 26480	
MESS NO. 3	2GA1	21.3	ST DECK			C413	64		DK COVERING							
MESS NO. 3	2GA1	24.5	DECKHEAD			C212	36	36	INSULATION	NOTE 4	C061	30	30		WHITE 27925	
MESS NO. 3	2GA1	14.6	FORWARD			C212	36	36			C061	30	30		GREY 27875	
MESS NO. 3	2GA1	13.3	AFT								C061	30	30		GREY 27875	JOINER BULKHEAD
MESS NO. 3	2GA1	13.8	PORT			C212	36	36			C061	30	30		GREY 27875	
MESS NO. 3	2GA1	13.7	STBD			C212	36	36	INSULATION	NOTE 4	C061	30	30		GREY 27875	
MESS NO. 3	2GA1	13.7	SHELL EXT	76		C045	40				C411	30	30	30	GREY 26480	
AIR LOCK	2GA2	2.6	ST DECK			C413	125-150		DK COVERING							
AIR LOCK	2GA2	2.8	DECKHEAD			C212	36	36	INSULATION	NOTE 4	C061	30	30		WHITE 27925	
AIR LOCK	2GA2	3.8	FORWARD			C212	36	36			C061	30	30		GREY 27880	
AIR LOCK	2GA2	3.8	AFT			C212	36	36			C061	30	30		GREY 27880	
AIR LOCK	2GA2	5.9	PORT			C212	36	36			C061	30	30		GREY 27880	
AIR LOCK	2GA2	5.9	STBD			C212	36	36			C061	30	30		GREY 27880	
AIR LOCK	2GA2	1.0	OTHERS								C061	30	30		GREY 16076	DADO (150mm HIGH)
OPERATING & TREATMENT ROOM	2GA4	9.9	ST DECK			C413	125-150		DK COVERING							
OPERATING & TREATMENT ROOM	2GA4	11.6	DECKHEAD			C212	36	36	INSULATION	NOTE 4	C061	30	30		WHITE 27925	
OPERATING & TREATMENT ROOM	2GA4	10.3	FORWARD								C061	30	30		GREY 27880	JOINER BULKHEAD
OPERATING & TREATMENT ROOM	2GA4	11.3	AFT			C212	36	36			C061	30	30		GREY 27880	
OPERATING & TREATMENT ROOM	2GA4	8.3	PORT			C212	36	36	INSULATION		C021	100			GREY 27880	CLEAR OF FIBREGLASS LINING. FOR FFH 330,331,332,334 & 335 APPLY 1 COAT 38 µm OF C021 TO THE DOUBLE LAYER OF FIBREGLASS, COLOUR TO BE GREY 27880. SEE NOTE 18 FOR FFH 333, 336 TO 341.
OPERATING & TREATMENT ROOM	2GA4	7.7	STBD								C061	30	30		GREY 27880	JOINER BULKHEAD
OPERATING & TREATMENT ROOM	2GA4	8.3	SHELL EXT	76		C045	40				C411	30	30	30	GREY 26480	
ADMINISTRATION & RECEPTION AREA	2GA4	13.2	ST DECK			C413	125-150		DK COVERING							
ADMINISTRATION & RECEPTION AREA	2GA4	15.9	DECKHEAD			C212	36	36	INSULATION	NOTE 4	C061	30	30		WHITE 27925	
ADMINISTRATION & RECEPTION AREA	2GA4	9.9	FORWARD								C061	30	30		GREY 27880	JOINER BULKHEAD
ADMINISTRATION & RECEPTION AREA	2GA4	10.3	AFT								C061	30	30		GREY 27880	JOINER BULKHEAD

Title: Painting & Preservation Schedule			Dwg No: HFX-D28-396-000-01			Previous DND No. 8355538			Date: 2004-09-02			Rev: C				SHEET 50 OF 81	
Compartment			Surface	Inorganic Zinc Primer C171		Primer			Deck Covering/ Insulation	Ref Note	Finisher				Colour	Remarks	
				1st Coat µm	2nd Coat µm	Spec	1st Coat µm	2nd Coat µm			Spec	1st Coat µm	2nd Coat µm	3rd Coat µm			
ADMINISTRATION & RECEPTION AREA	2GA4	14.8	PORT			C212	36	36	INSULATION		C021	100			GREY 27880	CLEAR OF FIBREGLASS LINING. FOR FFH 330,331,332,334 & 335 APPLY 1 COAT 38 µm OF C021 TO THE DOUBLE LAYER OF FIBREGLASS, COLOUR TO BE GREY 27880. SEE NOTE 18 FOR FFH 333, 336 TO 341.	
ADMINISTRATION & RECEPTION AREA	2GA4	22.9	STBD								C061	30	30		GREY 27880	JOINER BULKHEAD	
ADMINISTRATION & RECEPTION AREA	2GA4	14.8	SHELL EXT	76		C045	40				C411	30	30	30	GREY 26480		
RECUPERATION AREA	2GA4	7.3	ST DECK			C413	125-150		DK COVERING								
RECUPERATION AREA	2GA4	8.5	DECKHEAD			C212	36	36	INSULATION	NOTE 4	C061	30	30		WHITE 27925		
RECUPERATION AREA	2GA4	10.7	FORWARD			C212	36	36			C061	30	30		GREY 27880		
RECUPERATION AREA	2GA4	9.9	AFT								C061	30	30		GREY 27880	JOINER BULKHEAD	
RECUPERATION AREA	2GA4	6.6	PORT			C212	36	36	INSULATION		C021	100			GREY 27880	CLEAR OF FIBREGLASS LINING. FOR FFH 330,331,332,334 & 335 APPLY 1 COAT 38 µm OF C021 TO THE DOUBLE LAYER OF FIBREGLASS, COLOUR TO BE GREY 27880. SEE NOTE 18 FOR FFH 333, 336 TO 341.	
RECUPERATION AREA	2GA4	6.1	STBD			C212	36	36			C061	30	30		GREY 27880		
RECUPERATION AREA	2GA4	6.6	SHELL EXT	76		C045	40				C411	30	30	30	GREY 26480		
EIC COMPARTMENT	2GB1	4.5	ST DECK TRAFFIC			C413	125-150				C200	750-1000			GREY 36076		
EIC COMPARTMENT	2GB1	3.4	ST DECK NON TRAFFIC			C413 AND C045					C061 OR C177	30	30		GREY 16076		
EIC COMPARTMENT	2GB1	8.5	DECKHEAD			C212	36	36	INSULATION	NOTE 4	C061	30	30		WHITE 27925		
EIC COMPARTMENT	2GB1	9.8	FORWARD			C212	36	36			C061	30	30		WHITE 27925		
EIC COMPARTMENT	2GB1	10.6	AFT			C212	36	36			C061	30	30		WHITE 27925		
EIC COMPARTMENT	2GB1	6.8	PORT			C212	36	36			C061	30	30		WHITE 27925		
EIC COMPARTMENT	2GB1	6.8	STBD			C212	36	36			C061	30	30		WHITE 27925		
BATHROOM	2GB2	3.4	ST DECK			C413	125-150		DK COVERING								
BATHROOM	2GB2	3.7	DECKHEAD			C212	36	36	INSULATION	NOTE 4	C061	30	30		WHITE 27925		
BATHROOM	2GB2	4.6	FORWARD								C061	30	30		GREY 27880	JOINER BULKHEAD	
BATHROOM	2GB2	4.6	AFT								C061	30	30		GREY 27880	JOINER BULKHEAD	
BATHROOM	2GB2	5.6	PORT								C061	30	30		GREY 27880	JOINER BULKHEAD	
BATHROOM	2GB2	5.6	STBD								C061	30	30		GREY 27880	JOINER BULKHEAD	
AFFF EQUIPMENT ROOM	2GZ1	7.1	ST DECK TRAFFIC			C413	125-150				C200	750-1000			GREY 36076		
AFFF EQUIPMENT ROOM	2GZ1	5.4	ST DECK NON TRAFFIC			C413 AND C045					C061 OR C177	30	30		GREY 16076		
AFFF EQUIPMENT ROOM	2GZ1	13.5	DECKHEAD			C212	36	36	INSULATION	NOTE 4	C061	30	30		WHITE 27925		
AFFF EQUIPMENT ROOM	2GZ1	10.6	FORWARD			C212	36	36			C061	30	30		WHITE 27925		
AFFF EQUIPMENT ROOM	2GZ1	10.3	AFT			C212	36	36			C061	30	30		WHITE 27925		
AFFF EQUIPMENT ROOM	2GZ1	12.6	PORT			C212	36	36			C061	30	30		WHITE 27925		
AFFF EQUIPMENT ROOM	2GZ1	11.1	STBD			C212	36	36			C061	30	30		WHITE 27925		
AFFF EQUIPMENT ROOM	2GZ1	13.5	OTHERS								C061	30	30		GREY 16076	DADO (900mm HIGH)	
PASSAGEWAY	2GZ2	13.6	ST DECK			C413	125-150		DK COVERING								
PASSAGEWAY	2GZ2	15.4	DECKHEAD			C212	36	36	INSULATION	NOTE 4	C061	30	30		WHITE 27925		
PASSAGEWAY	2GZ2	3.8	FORWARD			C212	36	36			C061	30	30		GREY 27880		
PASSAGEWAY	2GZ2	4.8	AFT			C212	36	36			C061	30	30		GREY 27880		
PASSAGEWAY	2GZ2	22.1	PORT								C061	30	30		GREY 27880	JOINER BULKHEAD	
PASSAGEWAY	2GZ2	32.0	STBD			C212	36	36			C061	30	30		GREY 27880		
PASSAGEWAY	2GZ2	3.3	OTHERS								C061	30	30		GREY 16076	DADO (150mm HIGH)	

Title: Painting & Preservation Schedule		Dwg No: HFX-D28-396-000-01			Previous DND No. 8355538			Date: 2004-09-02			Rev: C				SHEET 51 OF 81	
Compartment			Surface	Inorganic Zinc Primer C171		Primer			Deck Covering/ Insulation	Ref Note	Finisher				Colour	Remarks
Name	DCZ	Area M²		1st Coat µm	2nd Coat µm	Spec	1st Coat µm	2nd Coat µm			Spec	1st Coat µm	2nd Coat µm	3rd Coat µm		
ENGINE ROOM TRUNKED ESCAPE	2GZ2	2.2	ST DECK			C413	125-150				C200	750-1000			GREY 36076	
ENGINE ROOM TRUNKED ESCAPE	2GZ2	2.4	DECKHEAD			C212	36	36	INSULATION	NOTE 4	C061	30	30		WHITE 27925	
ENGINE ROOM TRUNKED ESCAPE	2GZ2	3.9	FORWARD			C212	36	36	INSULATION	NOTE 5					WHITE 27925	
ENGINE ROOM TRUNKED ESCAPE	2GZ2	3.9	AFT			C212	36	36	INSULATION	NOTE 5					WHITE 27925	
ENGINE ROOM TRUNKED ESCAPE	2GZ2	4.9	PORT			C212	36	36	INSULATION	NOTE 5					WHITE 27925	
ENGINE ROOM TRUNKED ESCAPE	2GZ2	4.9	STBD			C212	36	36	INSULATION	NOTE 5					WHITE 27925	
LOBBY	2GZ3	6.7	ST DECK			C413	125-150		DK COVERING							
LOBBY	2GZ3	7.7	DECKHEAD			C212	36	36	INSULATION	NOTE 4	C061	30	30		WHITE 27925	
LOBBY	2GZ3	3.7	FORWARD								C061	30	30		GREY 27880	JOINER BULKHEAD
LOBBY	2GZ3	4.0	AFT			C212	36	36			C061	30	30		GREY 27880	
LOBBY	2GZ3	16.1	PORT			C212	36	36			C061	30	30		GREY 27880	
LOBBY	2GZ3	15.9	STBD								C061	30	30		GREY 27880	JOINER BULKHEAD
LOBBY	2GZ3	2.1	OTHERS								C061	30	30		GREY 16076	DADO (150mm HIGH)
MESS NO. 4	2GZ5	15.4	ST DECK			C413	125-150		DK COVERING							
MESS NO. 4	2GZ5	18.5	DECKHEAD			C212	36	36	INSULATION	NOTE 4	C061	30	30		WHITE 27925	
MESS NO. 4	2GZ5	9.6	FORWARD								C061	30	30		GREY 27875	JOINER BULKHEAD
MESS NO. 4	2GZ5	8.4	AFT			C212	36	36			C061	30	30		GREY 27875	
MESS NO. 4	2GZ5	15.9	PORT								C061	30	30		GREY 27875	JOINER BULKHEAD
MESS NO. 4	2GZ5	16.0	STBD			C212	36	36	INSULATION	NOTE 4	C061	30	30		GREY 27875	
MESS NO. 4	2GZ5	16.0	SHELL EXT	76		C045	40				C411	30	30	30	GREY 26480	
FCER NO. 2	2HA1	12.9	ST DECK TRAFFIC			C413	125-150				C200	750-1000			GREY 36076	
FCER NO. 2	2HA1	13.1	ST DECK NON TRAFFIC			C413 AND C045					C061 OR C177	30	30		GREY 16076	
FCER NO. 2	2HA1	28.1	DECKHEAD			C212	36	36	INSULATION	NOTE 4	C061	30	30		WHITE 27925	
FCER NO. 2	2HA1	10.3	FORWARD			C212	36	36			C061	30	30		WHITE 27925	
FCER NO. 2	2HA1	12.2	AFT			C212	36	36			C061	30	30		WHITE 27925	
FCER NO. 2	2HA1	22.1	PORT			C212	36	36			C061	30	30		WHITE 27925	
FCER NO. 2	2HA1	20.8	STBD			C212	36	36			C061	30	30		WHITE 27925	
MAINTENANCE CO-ORD/MSE OFFICE	2HA2	19.2	ST DECK			C413	125-150		DK COVERING							
MAINTENANCE CO-ORD/MSE OFFICE	2HA2	22.5	DECKHEAD			C212	36	36		NOTE 4	C061	30	30		WHITE 27925	PART INSULATION
MAINTENANCE CO-ORD/MSE OFFICE	2HA2	12.4	FORWARD			C212	36	36			C061	30	30		GREEN 24585	
MAINTENANCE CO-ORD/MSE OFFICE	2HA2	11.4	AFT								C061	30	30		GREEN 24585	JOINER BULKHEAD
MAINTENANCE CO-ORD/MSE OFFICE	2HA2	14.8	PORT			C212	36	36	INSULATION	NOTE 4	C061	30	30		GREEN 24585	
MAINTENANCE CO-ORD/MSE OFFICE	2HA2	14.8	STBD			C212	36	36			C061	30	30		GREEN 24585	
MAINTENANCE CO-ORD/MSE OFFICE	2HA2	14.8	SHELL EXT	76		C045	40				C411	30	30	30	GREY 26480	
C & PO'S WASHPLACE & HEADS (FEMALE)	2HA3	8.4	ST DECK			C413	125-150		DK COVERING						GREY 27880	
C & PO'S WASHPLACE & HEADS (FEMALE)	2HA3	10.2	DECKHEAD			C212	36	36		NOTE 4	C061	30	30		WHITE 27925	PART INSULATION
C & PO'S WASHPLACE & HEADS (FEMALE)	2HA3	7.7	FORWARD								C061	30	30		GREY 27880	JOINER BULKHEAD
C & PO'S WASHPLACE & HEADS (FEMALE)	2HA3	9.1	AFT			C212	36	36			C061	30	30		GREY 27880	
C & PO'S WASHPLACE & HEADS (FEMALE)	2HA3	10.6	PORT			C212	36	36			C061	30	30		GREY 27880	CLEAR OF JOINER BULKHEAD
C & PO'S WASHPLACE & HEADS (FEMALE)	2HA3	9.6	STBD			C212	36	36	INSULATION	NOTE 4	C061	30	30		GREY 27880	CLEAR OF FIBREGLASS LAYER. FOR FFH 330,331,332,334 & 335 APPLY 1 COAT 38 µm OF C021 TO THE DOUBLE LAYER OF FIBREGLASS, COLOUR TO BE GREY 27880. SEE NOTE 18 FOR FFH 333, 336 TO 341.
C & PO'S WASHPLACE & HEADS (FEMALE)	2HA3	9.6	SHELL EXT	76		C045	40				C411	30	30	30	GREY 26480	
C & PO'S WASHPLACE & HEADS (FEMALE)	2HA3	4.5	OTHERS			C212	36	36			C061	30	30		GREY 16076	SHOWER PARTITIONS
C & PO'S WASHPLACE & HEADS (FEMALE)	2HA3	19.0	OTHERS								C061	30	30		GREY 16076	W.C. PARTITIONS
PASSAGEWAY(CASUALTY CLEARING STATION)	2HZ0	33.7	ST DECK			C413	125-150		DK COVERING							

Title: Painting & Preservation Schedule			Dwg No: HFX-D28-396-000-01			Previous DND No. 8355538			Date: 2004-09-02			Rev: C				SHEET 52 OF 81	
Compartment			Surface	Inorganic Zinc Primer C171		Primer			Deck Covering/ Insulation	Ref Note	Finisher				Colour	Remarks	
				1st Coat µm	2nd Coat µm	Spec	1st Coat µm	2nd Coat µm			Spec	1st Coat µm	2nd Coat µm	3rd Coat µm			
Name	DCZ	Area M²															
PASSAGEWAY(CASUALTY CLEARING STATION)	2HZ0	25.6	DECKHEAD			C212	36	36	INSULATION	NOTE 4	C061	30	30		WHITE 27925		
PASSAGEWAY(CASUALTY CLEARING STATION)	2HZ0	20.8	FORWARD			C212	36	36			C061	30	30		GREY 27880		
PASSAGEWAY(CASUALTY CLEARING STATION)	2HZ0	11.9	AFT			C212	36	36			C061	30	30		GREY 27880		
PASSAGEWAY(CASUALTY CLEARING STATION)	2HZ0	23.8	PORT			C212	36	36			C061	30	30		GREY 27880		
PASSAGEWAY(CASUALTY CLEARING STATION)	2HZ0	14.9	STBD			C212	36	36			C061	30	30		GREY 27880		
PASSAGEWAY(CASUALTY CLEARING STATION)	2HZ0	3.6	OTHERS								C061	30	30		GREY 16076	DADO (150mm HIGH)	
PASSAGEWAY(STBD)	2HZ0	10.0	ST DECK			C413	125-150		DK COVERING								
PASSAGEWAY(STBD)	2HZ0	10.8	DECKHEAD			C212	36	36			C061	30	30		WHITE 27925		
PASSAGEWAY(STBD)	2HZ0	4.2	FORWARD			C212	36	36			C061	30	30		GREY 27880		
PASSAGEWAY(STBD)	2HZ0	4.2	AFT			C212	36	36			C061	30	30		GREY 27880		
PASSAGEWAY(STBD)	2HZ0	23.8	PORT			C212	36	36			C061	30	30		GREY 27880		
PASSAGEWAY(STBD)	2HZ0	25.7	STBD			C212	36	36			C061	30	30		GREY 27880	CLEAR OF JOINER BULKHEAD	
PASSAGEWAY(STBD)	2HZ0	2.9	OTHERS								C061	30	30		GREY 16076	DADO (150mm HIGH)	
PASSAGEWAY(CENTRELINE)	2HZ0	4.4	ST DECK			C413	125-150		DK COVERING								
PASSAGEWAY(CENTRELINE)	2HZ0	4.8	DECKHEAD			C212	36	36	INSULATION	NOTE 4	C061	30	30		WHITE 27925		
PASSAGEWAY(CENTRELINE)	2HZ0	12.2	FORWARD			C212	36	36			C061	30	30		GREY 27880		
PASSAGEWAY(CENTRELINE)	2HZ0	11.9	AFT			C212	36	36			C061	30	30		GREY 27880		
PASSAGEWAY(CENTRELINE)	2HZ0	3.2	PORT			C212	36	36			C061	30	30		GREY 27880		
PASSAGEWAY(CENTRELINE)	2HZ0	2.9	STBD			C212	36	36			C061	30	30		GREY 27880		
PASSAGEWAY(CENTRELINE)	2HZ0	1.4	OTHERS								C061	30	30		GREY 16076	DADO (150mm HIGH)	
CPO'S & P1'S WASHPLACE & HEADS (MALE)	2HZ1	12.2	ST DECK	76		C143	125-150		DK COVERING						GREY 27880		
CPO'S & P1'S WASHPLACE & HEADS (MALE)	2HZ1	14.8	DECKHEAD			C212	36	36		NOTE 4	C061	30	30		WHITE 27925	PART INSULATION	
CPO'S & P1'S WASHPLACE & HEADS (MALE)	2HZ1	9.1	FORWARD			C212	36	36			C061	30	30		GREY 27880		
CPO'S & P1'S WASHPLACE & HEADS (MALE)	2HZ1	7.9	AFT			C212	36	36			C061	30	30		GREY 27880		
CPO'S & P1'S WASHPLACE & HEADS (MALE)	2HZ1	18.8	PORT			C212	36	36			C061	30	30		GREY 27880	CLEAR OF JOINER BULKHEAD	
CPO'S & P1'S WASHPLACE & HEADS (MALE)	2HZ1	14.1	STBD			C212	36	36	INSULATION	NOTE 4	C061	30	30		GREY 27880	CLEAR OF FIBREGLASS LAYER. FOR FFH 330,331,332,334 & 335 APPLY 1 COAT 38 µm OF C021 TO THE DOUBLE LAYER OF FIBREGLASS, COLOUR TO BE GREY 27880. SEE NOTE 18 FOR FFH 333, 336 TO 341.	
CPO'S & P1'S WASHPLACE & HEADS (MALE)	2HZ1	14.1	SHELL EXT	76		C045	40				C411	30	30	30	GREY 26480		
CPO'S & P1'S WASHPLACE & HEADS (MALE)	2HZ1	6.0	OTHERS			C212	36	36			C061	30	30		GREY 16076	SHOWER PARTITIONS	
CPO'S & P1'S WASHPLACE & HEADS (MALE)	2HZ1	18.5	OTHERS								C061	30	30		GREY 16076	W.C. PARTITIONS	
CSE OFFICE	2HZ2	11.4	ST DECK			C413	125-150		DK COVERING								
CSE OFFICE	2HZ2	13.4	DECKHEAD			C212	36	36		NOTE 4	C061	30	30		WHITE 27925	PART INSULATION	
CSE OFFICE	2HZ2	11.4	FORWARD								C061	30	30		GREEN 24585	JOINER BULKHEAD	
CSE OFFICE	2HZ2	12.2	AFT			C212	36	36			C061	30	30		GREEN 24585		
CSE OFFICE	2HZ2	9.0	PORT			C212	36	36	INSULATION	NOTE 4	C061	30	30		GREEN 24585		
CSE OFFICE	2HZ2	9.0	STBD			C212	36	36			C061	30	30		GREEN 24585		
CSE OFFICE	2HZ2	9.0	SHELL EXT	76		C045	40				C411	30	30	30	GREY 26480		
AVIONICS WORKSHOP	2JA0	8.3	ST DECK TRAFFIC			C413	125-150				C200	750-1000			GREY 36076		
AVIONICS WORKSHOP	2JA0	5.5	ST DECK NON TRAFFIC			C413 AND C045					C061 OR C177	30	30		GREY 16076		
AVIONICS WORKSHOP	2JA0	15.0	DECKHEAD			C212	36	36	INSULATION	NOTE 4	C061	30	30		WHITE 27925		
AVIONICS WORKSHOP	2JA0	13.2	FORWARD			C212	36	36			C061	30	30		WHITE 27925		
AVIONICS WORKSHOP	2JA0	13.4	AFT								C061	30	30		WHITE 27925	JOINER BULKHEAD	

Title: Painting & Preservation Schedule			Dwg No: HFX-D28-396-000-01			Previous DND No. 8355538		Date: 2004-09-02			Rev: C				SHEET 53 OF 81	
Compartment			Surface	Inorganic Zinc Primer C171		Primer			Deck Covering/ Insulation	Ref Note	Finisher				Colour	Remarks
				1st Coat µm	2nd Coat µm	Spec	1st Coat µm	2nd Coat µm			Spec	1st Coat µm	2nd Coat µm	3rd Coat µm		
Name	DCZ	Area M²														
AVIONICS WORKSHOP	2JA0	13.4	PORT								C061	30	30		WHITE 27925	JOINER BULKHEAD
AVIONICS WORKSHOP	2JA0	8.8	STBD								C061	30	30		WHITE 27925	JOINER BULKHEAD
AVIONICS WORKSHOP	2JA0	15.7	OTHERS								C061	30	30		GREY 16076	DADO (900 mm HIGH)
LOBBY	2JA1	7.9	ST DECK			C413	125-150		DK COVERING							
LOBBY	2JA1	8.5	DECKHEAD			C212	36	36	INSULATION	NOTE 4	C061	30	30		WHITE 27925	
LOBBY	2JA1	4.6	FORWARD			C212	36	36			C061	30	30		GREY 27880	
LOBBY	2JA1	3.0	AFT								C061	30	30		GREY 27880	JOINER BULKHEAD
LOBBY	2JA1	17.3	PORT								C061	30	30		GREY 27880	JOINER BULKHEAD
LOBBY	2JA1	15.8	STBD			C212	36	36			C061	30	30		GREY 27880	
LOBBY	2JA1	2.2	OTHERS								C061	30	30		GREY 16076	DADO (150 mm HIGH)
PASSAGEWAY/LOBBY	2JA2	22.1	ST DECK			C413	125-150		DK COVERING							
PASSAGEWAY/LOBBY	2JA2	22.1	DECKHEAD			C212	36	36	INSULATION	NOTE 4	C061	30	30		WHITE 27925	
PASSAGEWAY/LOBBY	2JA2	12.3	FORWARD			C212	36	36			C061	30	30		GREY 27880	
PASSAGEWAY/LOBBY	2JA2	12.3	AFT			C212	36	36			C061	30	30		GREY 27880	
PASSAGEWAY/LOBBY	2JA2	31.9	PORT			C212	36	36			C061	30	30		GREY 27880	
PASSAGEWAY/LOBBY	2JA2	39.9	STBD								C061	30	30		GREY 27880	JOINER BULKHEAD
PASSAGEWAY/LOBBY	2JA2	5.1	OTHERS								C061	30	30		GREY 16076	DADO (150 mm HIGH)
MESS NO. 5	2JA3	15.4	ST DECK			C413	125-150		DK COVERING							
MESS NO. 5	2JA3	18.2	DECKHEAD			C212	36	36		NOTE 4	C061	30	30		WHITE 27925	PART INSULATION
MESS NO. 5	2JA3	11.5	FORWARD			C212	36	36			C061	30	30		GREY 27875	
MESS NO. 5	2JA3	10.7	AFT								C061	30	30		GREY 27875	JOINER BULKHEAD
MESS NO. 5	2JA3	11.8	PORT			C212	36	36			C061	30	30		GREY 27875	
MESS NO. 5	2JA3	12.5	STBD			C212	36	36	INSULATION	NOTE 4	C061	30	30		GREY 27875	
MESS NO. 5	2JA3	11.6	SHELL EXT	76		C045	40				C411	30	30	30	GREY 26480	
AIR DETACHMENT ROOM	2JA4	16.6	ST DECK			C413	125-150		DK COVERING							
AIR DETACHMENT ROOM	2JA4	18.1	DECKHEAD			C212	36	36		NOTE 4	C061	30	30		WHITE 27925	PART INSULATION
AIR DETACHMENT ROOM	2JA4	11.3	FORWARD			C212	36	36			C061	30	30		GREEN 24585	
AIR DETACHMENT ROOM	2JA4	10.5	AFT								C061	30	30		GREEN 24585	JOINER BULKHEAD
AIR DETACHMENT ROOM	2JA4	13.2	PORT			C212	36	36	INSULATION	NOTE 4	C061	30	30		GREEN 24585	
AIR DETACHMENT ROOM	2JA4	13.2	STBD			C212	36	36			C061	30	30		GREEN 24585	
AIR DETACHMENT ROOM	2JA4	12.3	SHELL EXT	76		C045	40				C411	30	30	30	GREY 26480	
AVIATION STORE	2JB0	4.1	ST DECK TRAFFIC			C413	125-150				C200	750-1000			GREY 36076	
AVIATION STORE	2JB0	9.8	ST DECK NON TRAFFIC			C413 AND C045					C061 OR C177	30	30		GREY 16076	
AVIATION STORE	2JB0	15.0	DECKHEAD			C212	36	36	INSULATION	NOTE 4	C061	30	30		WHITE 27925	
AVIATION STORE	2JB0	13.4	FORWARD								C061	30	30		WHITE 27925	JOINER BULKHEAD
AVIATION STORE	2JB0	14.3	AFT			C212	36	36			C061	30	30		WHITE 27925	CLEAR OF JOINER BULKHEAD
AVIATION STORE	2JB0	7.5	PORT								C061	30	30		WHITE 27925	JOINER BULKHEAD
AVIATION STORE	2JB0	8.2	STBD								C061	30	30		WHITE 27925	JOINER BULKHEAD
AVIATION STORE	2JB0	14.3	OTHERS								C061	30	30		GREY 16076	DADO (900 mm HIGH)
AIR DETACHMENT ROOM HEADS	2JB2	2.7	ST DECK			C413	125-150		DK COVERING						GREY 27880	
AIR DETACHMENT ROOM HEADS	2JB2	3.6	DECKHEAD			C212	36	36	INSULATION	NOTE 4	C061	30	30		WHITE 27925	
AIR DETACHMENT ROOM HEADS	2JB2	3.3	FORWARD								C061	30	30		GREY 27880	JOINER BULKHEAD
AIR DETACHMENT ROOM HEADS	2JB2	3.3	AFT								C061	30	30		GREY 27880	JOINER BULKHEAD
AIR DETACHMENT ROOM HEADS	2JB2	7.7	PORT			C212	36	36	INSULATION	NOTE 4	C061	30	30		GREY 27880	CLEAR OF FIBREGLASS LINING. FOR FFH 330,331,332,334 & 335 APPLY 1 COAT 38 µm OF C021 TO THE DOUBLE LAYER OF FIBREGLASS, COLOUR TO BE GREY 27880. SEE NOTE 18 FOR FFH 333, 336 TO 341.
AIR DETACHMENT ROOM HEADS	2JB2	7.2	STBD								C061	30	30		GREY 27880	JOINER BULKHEAD
AIR DETACHMENT ROOM HEADS	2JB2	7.2	SHELL EXT	76		C045	40				C411	30	30	30	GREY 26480	

Title: Painting & Preservation Schedule			Dwg No: HFX-D28-396-000-01			Previous DND No. 8355538			Date: 2004-09-02			Rev: C				SHEET 54 OF 81	
Compartment			Surface	Inorganic Zinc Primer C171		Primer			Deck Covering/ Insulation	Ref Note	Finisher				Colour	Remarks	
				1st Coat µm	2nd Coat µm	Spec	1st Coat µm	2nd Coat µm			Spec	1st Coat µm	2nd Coat µm	3rd Coat µm			
Name	DCZ	Area M²															
AIR MECHANICS & AIR ARMAMENT WORKSHOP	2JZ0	7.8	ST DECK TRAFFIC			C413	125-150				C200	750-1000			GREY 36076		
AIR MECHANICS & AIR ARMAMENT WORKSHOP	2JZ0	5.3	ST DECK NON TRAFFIC			C413 AND C045					C061	30	30		GREY 16076		
AIR MECHANICS & AIR ARMAMENT WORKSHOP	2JZ0	14.1	DECKHEAD			C212	36	36	INSULATION	NOTE 4	C061	30	30		WHITE 27925		
AIR MECHANICS & AIR ARMAMENT WORKSHOP	2JZ0	10.6	FORWARD								C061	30	30		WHITE 27925	JOINER BULKHEAD	
AIR MECHANICS & AIR ARMAMENT WORKSHOP	2JZ0	11.4	AFT			C212	36	36			C061	30	30		WHITE 27925		
AIR MECHANICS & AIR ARMAMENT WORKSHOP	2JZ0	11.2	PORT								C061	30	30		WHITE 27925	JOINER BULKHEAD	
AIR MECHANICS & AIR ARMAMENT WORKSHOP	2JZ0	8.9	STBD			C212	36	36			C061	30	30		WHITE 27925		
AIR MECHANICS & AIR ARMAMENT WORKSHOP	2JZ0	13.6	OTHERS								C061	30	30		GREY 16076	DADO (900 mm HIGH)	
COXWAIN'S SINGLE CABIN	2JZ1	7.6	ST DECK			C413	125-150		DK COVERING								
COXWAIN'S SINGLE CABIN	2JZ1	8.2	DECKHEAD			C212	36	36	INSULATION	NOTE 4	C061	30	30		WHITE 27925		
COXWAIN'S SINGLE CABIN	2JZ1	6.4	FORWARD			C212	36	36			C061	30	30		GREY 27875		
COXWAIN'S SINGLE CABIN	2JZ1	6.9	AFT			C212	36	36			C061	30	30		GREY 27875		
COXWAIN'S SINGLE CABIN	2JZ1	8.9	PORT			C212	36	36			C061	30	30		GREY 27875		
COXWAIN'S SINGLE CABIN	2JZ1	8.9	STBD			C212	36	36			C061	30	30		GREY 27875		
AIR MAINTENANCE CONTROL OFFICE	2JZ2	6.6	ST DECK			C413	125-150		DK COVERING								
AIR MAINTENANCE CONTROL OFFICE	2JZ2	7.3	DECKHEAD			C212	36	36	INSULATION	NOTE 4	C061	30	30		WHITE 27925		
AIR MAINTENANCE CONTROL OFFICE	2JZ2	10.5	FORWARD								C061	30	30		GREEN 24585	JOINER BULKHEAD	
AIR MAINTENANCE CONTROL OFFICE	2JZ2	11.3	AFT			C212	36	36			C061	30	30		GREEN 24585		
AIR MAINTENANCE CONTROL OFFICE	2JZ2	5.5	PORT			C212	36	36	INSULATION	NOTE 4	C061	30	30		GREEN 24585		
AIR MAINTENANCE CONTROL OFFICE	2JZ2	5.5	STBD			C212	36	36			C061	30	30		GREEN 24585		
AIR MAINTENANCE CONTROL OFFICE	2JZ2	5.1	SHELL EXT	76		C045	40				C411	30	30	30	GREY 26480		
MESS NO. 6	2JZ3	19.1	ST DECK			C413	125-150		DK COVERING								
MESS NO. 6	2JZ3	20.6	DECKHEAD			C212	36	36	INSULATION	NOTE 4	C061	30	30		WHITE 27925		
MESS NO. 6	2JZ3	10.7	FORWARD								C061	30	30		GREY 27875	JOINER BULKHEAD	
MESS NO. 6	2JZ3	11.8	AFT			C212	36	36			C061	30	30		GREY 27875		
MESS NO. 6	2JZ3	14.8	PORT			C212	36	36			C061	30	30		GREY 27875		
MESS NO. 6	2JZ3	13.5	STBD			C212	36	36	INSULATION	NOTE 4	C061	30	30		GREY 27875		
MESS NO. 6	2JZ3	13.2	SHELL EXT	76		C045	40				C411	30	30	30	GREY 26480		
SHINCOM EQUIPMENT ROOM	2KA0	10.0	ST DECK TRAFFIC			C413	125-150				C200	750-1000			GREY 36076		
SHINCOM EQUIPMENT ROOM	2KA0	3.0	ST DECK NON TRAFFIC			C413 AND C045					C061	30	30		GREY 16076		
SHINCOM EQUIPMENT ROOM	2KA0	13.0	DECKHEAD			C212	36	36	INSULATION	NOTE 4	C061	30	30		WHITE 27925		
SHINCOM EQUIPMENT ROOM	2KA0	15.6	FORWARD			C212	36	36			C061	30	30		WHITE 27925		
SHINCOM EQUIPMENT ROOM	2KA0	12.5	AFT			C212	36	36			C061	30	30		WHITE 27925		
SHINCOM EQUIPMENT ROOM	2KA0	8.8	PORT			C212	36	36			C061	30	30		WHITE 27925		
SHINCOM EQUIPMENT ROOM	2KA0	7.4	STBD			C212	36	36			C061	30	30		WHITE 27925		
GUNNERS STORE (FFH 330 - FFH 335) OR GENERAL STORE NO. 4 (FFH 336 - FFH 341)	2KA1	8.0	ST DECK TRAFFIC			C413	125-150				C200	750-1000			GREY 36076		
GUNNERS STORE (FFH 330 - FFH 335) OR GENERAL STORE NO. 4 (FFH 336 - FFH 341)	2KA1	3.1	ST DECK NON TRAFFIC			C413 AND C045					C061	30	30		GREY 16076		
GUNNERS STORE (FFH 330 - FFH 335) OR GENERAL STORE NO. 4 (FFH 336 - FFH 341)	2KA1	12.2	DECKHEAD			C212	36	36	INSULATION	NOTE 4	C061	30	30		WHITE 27925		
GUNNERS STORE (FFH 330 - FFH 335) OR GENERAL STORE NO. 4 (FFH 336 - FFH 341)	2KA1	10.2	FORWARD			C212	36	36			C061	30	30		WHITE 27925		
GUNNERS STORE (FFH 330 - FFH 335) OR GENERAL STORE NO. 4 (FFH 336 - FFH 341)	2KA1	11.8	AFT			C212	36	36			C061	30	30		WHITE 27925		

Title: Painting & Preservation Schedule			Dwg No: HFX-D28-396-000-01			Previous DND No. 8355538			Date: 2004-09-02			Rev: C				SHEET 55 OF 81	
Compartment			Surface	Inorganic Zinc Primer C171		Primer			Deck Covering/ Insulation	Ref Note	Finisher				Colour	Remarks	
				1st Coat µm	2nd Coat µm	Spec	1st Coat µm	2nd Coat µm			Spec	1st Coat µm	2nd Coat µm	3rd Coat µm			
Name	DCZ	Area M²															
GUNNERS STORE (FFH 330 - FFH 335) OR GENERAL STORE NO. 4 (FFH 336 - FFH 341)	2KA1	8.3	PORT			C212	36	36	INSULATION	NOTE 4	C061	30	30		WHITE 27925		
GUNNERS STORE (FFH 330 - FFH 335) OR GENERAL STORE NO. 4 (FFH 336 - FFH 341)	2KA1	9.0	STBD			C212	36	36	INSULATION	NOTE 4	C061	30	30		WHITE 27925		
GUNNERS STORE (FFH 330 - FFH 335) OR GENERAL STORE NO. 4 (FFH 336 - FFH 341)	2KA1	8.3	SHELL EXT	76		C045	40				C411	30	30	30	GREY 26480		
GUNNERS STORE (FFH 330 - FFH 335) OR GENERAL STORE NO. 4 (FFH 336 - FFH 341)	2KA1	12.1	OTHERS								C061	30	30		GREY 16076	DADO (900 mm HIGH)	
PASSAGEWAY	2KA2	16.9	ST DECK			C413	125-150		DK COVERING								
PASSAGEWAY	2KA2	16.9	DECKHEAD			C212	36	36	INSULATION	NOTE 4	C061	30	30		WHITE 27925		
PASSAGEWAY	2KA2	6.3	FORWARD			C212	36	36			C061	30	30		GREY 27880		
PASSAGEWAY	2KA2	4.1	AFT			C212	36	36			C061	30	30		GREY 27880		
PASSAGEWAY	2KA2	27.6	PORT			C212	36	36			C061	30	30		GREY 27880		
PASSAGEWAY	2KA2	34.3	STBD			C212	36	36			C061	30	30		GREY 27880		
PASSAGEWAY	2KA2	3.9	OTHERS								C061	30	30		GREY 16076	DADO (150 mm HIGH)	
HELO POWER	2KA4	4.0	ST DECK TRAFFIC			C413	125-150				C200	750-1000			GREY 36076		
HELO POWER	2KA4	2.0	ST DECK NON TRAFFIC			C413 AND C045					C061 OR C177	30	30		GREY 16076		
HELO POWER	2KA4	6.6	DECKHEAD			C212	36	36	INSULATION	NOTE 4	C061	30	30		WHITE 27925		
HELO POWER	2KA4	10.2	FORWARD			C212	36	36			C061	30	30		WHITE 27925		
HELO POWER	2KA4	10.7	AFT			C212	36	36			C061	30	30		WHITE 27925		
HELO POWER	2KA4	4.7	PORT			C212	36	36	INSULATION	NOTE 4	C061	30	30		WHITE 27925		
HELO POWER	2KA4	5.0	STBD			C212	36	36			C061	30	30		WHITE 27925		
HELO POWER	2KA4	4.4	SHELL EXT	76		C045	40				C411	30	30	30	GREY 26480		
EMERGENCY RADIO ROOM	2KB0	9.0	ST DECK TRAFFIC			C413	125-150				C200	750-1000			GREY 36076		
EMERGENCY RADIO ROOM	2KB0	3.9	ST DECK NON TRAFFIC			C413 AND C045					C061 OR C177	30	30		GREY 16076		
EMERGENCY RADIO ROOM	2KB0	12.9	DECKHEAD			C212	36	36	INSULATION	NOTE 4	C061	30	30		WHITE 27925		
EMERGENCY RADIO ROOM	2KB0	12.5	FORWARD			C212	36	36			C061	30	30		WHITE 27925		
EMERGENCY RADIO ROOM	2KB0	14.1	AFT			C212	36	36			C061	30	30		WHITE 27925		
EMERGENCY RADIO ROOM	2KB0	9.6	PORT			C212	36	36			C061	30	30		WHITE 27925		
EMERGENCY RADIO ROOM	2KB0	7.3	STBD			C212	36	36			C061	30	30		WHITE 27925		
LSO COMPARTMENT	2KB1	3.0	ST DECK TRAFFIC			C413	125-150				C200	750-1000			GREY 36076		
LSO COMPARTMENT	2KB1	1.9	ST DECK NON TRAFFIC			C413 AND C045					C061 OR C177	30	30		GREY 16076		
LSO COMPARTMENT	2KB1	5.6	DECKHEAD			C212	36	36	INSULATION	NOTE 4	C061	30	30		WHITE 27925		
LSO COMPARTMENT	2KB1	7.3	FORWARD			C212	36	36			C061	30	30		WHITE 27925		
LSO COMPARTMENT	2KB1	7.8	AFT			C212	36	36			C061	30	30		WHITE 27925		
LSO COMPARTMENT	2KB1	5.9	PORT			C212	36	36			C061	30	30		WHITE 27925		
LSO COMPARTMENT	2KB1	5.9	STBD			C212	36	36	INSULATION	NOTE 4	C061	30	30		WHITE 27925		
LSO COMPARTMENT	2KB1	5.5	SHELL EXT	76		C045	40				C411	30	30	30	GREY 26480		
AFTER AC PLANT	2KB2	20.0	ST DECK TRAFFIC			C413	125-150				C200	750-1000			GREY 36076		
AFTER AC PLANT	2KB2	6.9	ST DECK NON TRAFFIC			C413 AND C045					C061	30	30		GREY 16076		
AFTER AC PLANT	2KB2	29.5	DECKHEAD			C212	36	36	INSULATION		C061	30	30		WHITE 27925		
AFTER AC PLANT	2KB2	11.0	FORWARD			C212	36	36	INSULATION	NOTE 5					WHITE 27925		
AFTER AC PLANT	2KB2	11.0	AFT			C212	36	36	INSULATION	NOTE 5	C061	30	30		WHITE 27925		
AFTER AC PLANT	2KB2	20.4	PORT			C212	36	36	INSULATION	NOTE 5					WHITE 27925		
AFTER AC PLANT	2KB2	20.2	STBD			C212	36	36	INSULATION	NOTE 5					WHITE 27925		

Title: Painting & Preservation Schedule			Dwg No: HFX-D28-396-000-01			Previous DND No. 8355538		Date: 2004-09-02			Rev: C				SHEET 56 OF 81			
Compartment			Surface	Inorganic Zinc Primer C171		Primer			Deck Covering/ Insulation	Ref Note	Finisher				Colour	Remarks		
				1st Coat µm	2nd Coat µm	Spec	1st Coat µm	2nd Coat µm			Spec	1st Coat µm	2nd Coat µm	3rd Coat µm				
Name			DCZ	Area M²														
AFTER AC PLANT			2KB2	18.9	SHELL EXT	76		C045	40			C411	30	30	30	GREY 26480	DADO (900 mm HIGH) EXCEPT OVER PERFORATED METAL.	
AFTER AC PLANT			2KB2	19.2	OTHERS						C061	30	30		GREY 16076			
HELO FUEL/DEFUEL COMPARTMENT			2KY1	5.0	ST DECK TRAFFIC			C413	125-150			C200	750-1000			GREY 36076		
HELO FUEL/DEFUEL COMPARTMENT			2KY1	1.7	ST DECK NON TRAFFIC			C413 AND C045				C061 OR C177	30	30		GREY 16076		
HELO FUEL/DEFUEL COMPARTMENT			2KY1	7.7	DECKHEAD			C212	36	36	INSULATION	NOTE 4	C061	30	30		WHITE 27925	
HELO FUEL/DEFUEL COMPARTMENT			2KY1	8.6	FORWARD			C212	36	36			C061	30	30		WHITE 27925	
HELO FUEL/DEFUEL COMPARTMENT			2KY1	6.9	AFT			C212	36	36			C061	30	30		WHITE 27925	
HELO FUEL/DEFUEL COMPARTMENT			2KY1	7.7	PORT			C212	36	36			C061	30	30		WHITE 27925	
HELO FUEL/DEFUEL COMPARTMENT			2KY1	7.3	STBD			C212	36	36	INSULATION	NOTE 4	C061	30	30		WHITE 27925	
HELO FUEL/DEFUEL COMPARTMENT			2KY1	6.8	SHELL EXT	76		C045	40			C411	30	30	30	GREY 26480		
AFTER SONAR INSTRUMENT SPACE			2KZ0	16.0	ST DECK TRAFFIC			C413	125-150			C200	750-1000			GREY 36076		
AFTER SONAR INSTRUMENT SPACE			2KZ0	10.5	ST DECK NON TRAFFIC			C413 AND C045				C061 OR C177	30	30		GREY 16076		
AFTER SONAR INSTRUMENT SPACE			2KZ0	26.5	DECKHEAD			C212	36	36	INSULATION	NOTE 4	C061	30	30		WHITE 27925	
AFTER SONAR INSTRUMENT SPACE			2KZ0	15.1	FORWARD			C212	36	36			C061	30	30		WHITE 27925	
AFTER SONAR INSTRUMENT SPACE			2KZ0	15.1	AFT			C212	36	36			C061	30	30		WHITE 27925	
AFTER SONAR INSTRUMENT SPACE			2KZ0	15.6	PORT							C061	30	30		WHITE 27925	JOINER BULKHEAD	
AFTER SONAR INSTRUMENT SPACE			2KZ0	14.9	STBD			C212	36	36			C061	30	30		WHITE 27925	
LOBBY			2KZ1	9.0	ST DECK			C413	125-150		DK COVERING							
LOBBY			2KZ1	9.0	DECKHEAD			C212	36	36	INSULATION	NOTE 4	C061	30	30		WHITE 27925	
LOBBY			2KZ1	3.8	FORWARD			C212	36	36			C061	30	30		GREY 27880	
LOBBY			2KZ1	3.0	AFT			C212	36	36			C061	30	30		GREY 27880	
LOBBY			2KZ1	19.2	PORT			C212	36	36			C061	30	30		GREY 27880	
LOBBY			2KZ1	22.3	STBD			C212	36	36			C061	30	30		GREY 27880	
LOBBY			2KZ1	2.6	OTHERS							C061	30	30		GREY 16076	DADO (150 mm HIGH)	
SMALL ARMS MAGAZINE			2KZ2	4.0	ST DECK TRAFFIC			C413	125-150			C200	750-1000			GREY 36076		
SMALL ARMS MAGAZINE			2KZ2	2.9	ST DECK NON TRAFFIC			C413 AND C045				C061 OR C177	30	30		GREY 16076		
SMALL ARMS MAGAZINE			2KZ2	6.5	DECKHEAD			C212	36	36	INSULATION	NOTE 4	C061	30	30		WHITE 27925	
SMALL ARMS MAGAZINE			2KZ2	11.5	FORWARD			C212	36	36			C061	30	30		WHITE 27925	
SMALL ARMS MAGAZINE			2KZ2	12.5	AFT			C212	36	36	INSULATION	NOTE 4	C061	30	30		WHITE 27925	
SMALL ARMS MAGAZINE			2KZ2	4.6	PORT			C212	36	36	INSULATION	NOTE 4	C061	30	30		WHITE 27925	
SMALL ARMS MAGAZINE			2KZ2	4.3	STBD			C212	36	36			C061	30	30		WHITE 27925	
SMALL ARMS MAGAZINE			2KZ2	4.3	SHELL EXT	76		C045	40			C411	30	30	30	GREY 26480		
SMALL ARMS MAGAZINE			2KZ2	9.7	OTHERS							C061	30	30		GREY 16076	DADO (900 mm HIGH)	
TAU COMPARTMENT			2KZ3	6.0	ST DECK TRAFFIC			C413	125-150			C200	750-1000			GREY 36076		
TAU COMPARTMENT			2KZ3	1.4	ST DECK NON TRAFFIC			C413 AND C045				C061 OR C177	30	30		GREY 16076		
TAU COMPARTMENT			2KZ3	8.0	DECKHEAD			C212	36	36	INSULATION	NOTE 4	C061	30	30		WHITE 27925	
TAU COMPARTMENT			2KZ3	8.1	FORWARD			C212	36	36			C061	30	30		WHITE 27925	
TAU COMPARTMENT			2KZ3	8.7	AFT			C212	36	36			C061	30	30		WHITE 27925	
TAU COMPARTMENT			2KZ3	6.9	PORT			C212	36	36			C061	30	30		WHITE 27925	
TAU COMPARTMENT			2KZ3	7.4	STBD			C212	36	36	INSULATION	NOTE 4	C061	30	30		WHITE 27925	
TAU COMPARTMENT			2KZ3	6.9	SHELL EXT	76		C045	40			C411	30	30	30	GREY 26480		
PASSAGEWAY			2LA0	12.4	ST DECK			C413	125-150		DK COVERING							
PASSAGEWAY			2LA0	13.3	DECKHEAD			C212	36	36	INSULATION	NOTE 4	C061	30	30		WHITE 27925	
PASSAGEWAY			2LA0	N/A	FORWARD			C212	36	36			C061	30	30		GREY 27880	SEE DAMAGE CONTROL LOBBY
PASSAGEWAY			2LA0	4.1	AFT			C212	36	36			C061	30	30		GREY 27880	
PASSAGEWAY			2LA0	27.9	PORT			C212	36	36			C061	30	30		GREY 27880	

Title: Painting & Preservation Schedule			Dwg No: HFX-D28-396-000-01			Previous DND No. 8355538			Date: 2004-09-02			Rev: C				SHEET 57 OF 81	
Compartment			Surface	Inorganic Zinc Primer C171		Primer			Deck Covering/ Insulation	Ref Note	Finisher				Colour	Remarks	
				1st Coat µm	2nd Coat µm	Spec	1st Coat µm	2nd Coat µm			Spec	1st Coat µm	2nd Coat µm	3rd Coat µm			
Name	DCZ	Area M²															
PASSAGEWAY	2LA0	15.9	STBD			C212	36	36			C061	30	30		GREY 27880		
PASSAGEWAY	2LA0	2.6	OTHERS								C061	30	30		GREY 16076	DADO (150 mm HIGH)	
DAMAGE CONTROL LOBBY	2LA0	27.3	ST DECK			C413	125-150		DK COVERING								
DAMAGE CONTROL LOBBY	2LA0	29.5	DECKHEAD			C212	36	36	INSULATION	NOTE 4	C061	30	30		WHITE 27925		
DAMAGE CONTROL LOBBY	2LA0	22.0	FORWARD			C212	36	36			C061	30	30		GREY 27880		
DAMAGE CONTROL LOBBY	2LA0	18.1	AFT			C212	36	36			C061	30	30		GREY 27880		
DAMAGE CONTROL LOBBY	2LA0	3.5	PORT			C212	36	36			C061	30	30		GREY 27880		
DAMAGE CONTROL LOBBY	2LA0	13.8	STBD			C212	36	36			C061	30	30		GREY 27880		
DC SECTION BASE NO. 2	2LA1	9.1	ST DECK			C413	125-150		DK COVERING								
DC SECTION BASE NO. 2	2LA1	10.5	DECKHEAD			C212	36	36	INSULATION	NOTE 4	C061	30	30		WHITE 27925		
DC SECTION BASE NO. 2	2LA1	7.7	FORWARD			C212	36	36	INSULATION	NOTE 4	C061	30	30		WHITE 27925		
DC SECTION BASE NO. 2	2LA1	7.7	AFT			C212	36	36			C061	30	30		WHITE 27925		
DC SECTION BASE NO. 2	2LA1	9.4	PORT			C212	36	36			C061	30	30		WHITE 27925		
DC SECTION BASE NO. 2	2LA1	10.1	STBD			C212	36	36	INSULATION	NOTE 4	C061	30	30		WHITE 27925		
DC SECTION BASE NO. 2	2LA1	9.4	SHELL EXT	76		C045	40				C411	30	30	30	GREY 26480		
DAMAGE CONTROL STORE (FFH 330 - FFH 335) OR GUNNERS STORE (FFH 336 - FFH 341)	2LA2	6.0	ST DECK TRAFFIC			C413	125-150				C200	750-1000			GREY 36076		
DAMAGE CONTROL STORE (FFH 330 - FFH 335) OR GUNNERS STORE (FFH 336 - FFH 341)	2LA2	2.6	ST DECK NON TRAFFIC			C413 AND C045					C061 OR C177	30	30		GREY 16076		
DAMAGE CONTROL STORE (FFH 330 - FFH 335) OR GUNNERS STORE (FFH 336 - FFH 341)	2LA2	9.6	DECKHEAD			C212	36	36	INSULATION	NOTE 4	C061	30	30		WHITE 27925		
DAMAGE CONTROL STORE (FFH 330 - FFH 335) OR GUNNERS STORE (FFH 336 - FFH 341)	2LA2	10.4	FORWARD			C212	36	36			C061	30	30		WHITE 27925		
DAMAGE CONTROL STORE (FFH 330 - FFH 335) OR GUNNERS STORE (FFH 336 - FFH 341)	2LA2	10.4	AFT			C212	36	36			C061	30	30		WHITE 27925		
DAMAGE CONTROL STORE (FFH 330 - FFH 335) OR GUNNERS STORE (FFH 336 - FFH 341)	2LA2	7.5	PORT			C212	36	36	INSULATION	NOTE 4	C061	30	30		WHITE 27925		
DAMAGE CONTROL STORE (FFH 330 - FFH 335) OR GUNNERS STORE (FFH 336 - FFH 341)	2LA2	6.8	STBD			C212	36	36			C061	30	30		WHITE 27925		
DAMAGE CONTROL STORE (FFH 330 - FFH 335) OR GUNNERS STORE (FFH 336 - FFH 341)	2LA2	6.9	SHELL EXT	76		C045	40				C411	30	30	30	GREY 26480		
DAMAGE CONTROL STORE (FFH 330 - FFH 335) OR GUNNERS STORE (FFH 336 - FFH 341)	2LA2	10.8	OTHERS								C061	30	30		GREY 16076	DADO (900 mm HIGH)	
AIR LOCK	2LB1	1.7	ST DECK TRAFFIC			C413	125-150				C200	750-1000			GREY 36076		
AIR LOCK	2LB1	3.0	ST DECK NON TRAFFIC			C413 AND C045					C061 OR C177	30	30		GREY 16076		
AIR LOCK	2LB1	5.5	DECKHEAD			C212	36	36	INSULATION	NOTE 4	C061	30	30		WHITE 27925		
AIR LOCK	2LB1	7.7	FORWARD			C212	36	36			C061	30	30		GREY 27880		
AIR LOCK	2LB1	8.2	AFT			C212	36	36			C061	30	30		GREY 27880		
AIR LOCK	2LB1	4.4	PORT			C212	36	36			C061	30	30		GREY 27880		
AIR LOCK	2LB1	6.0	STBD			C212	36	36	INSULATION	NOTE 4	C061	30	30		GREY 27880		
AIR LOCK	2LB1	5.0	SHELL EXT	76		C045	40				C411	30	30	30	GREY 26480		
AIR LOCK	2LB1	8.2	OTHERS								C061	30	30		GREY 16076	DADO (150 mm HIGH)	
F.F. EQUIP. STORE (FFH 330 - FFH 335) OR F.F. EQUIP. AND DC STORE (FFH 336 - FFH 341)	2LB2	6.0	ST DECK TRAFFIC			C413	125-150				C200	750-1000			GREY 36076		
F.F. EQUIP. STORE (FFH 330 - FFH 335) OR F.F. EQUIP. AND DC STORE (FFH 336 - FFH 341)	2LB2	3.0	ST DECK NON TRAFFIC			C413 AND C045					C061 OR C177	30	30		GREY 16076		
F.F. EQUIP. STORE (FFH 330 - FFH 335) OR F.F. EQUIP. AND DC STORE (FFH 336 - FFH 341)	2LB2	10.0	DECKHEAD			C212	36	36	INSULATION	NOTE 4	C061	30	30		WHITE 27925		
F.F. EQUIP. STORE (FFH 330 - FFH 335) OR F.F. EQUIP. AND DC STORE (FFH 336 - FFH 341)	2LB2	10.4	FORWARD			C212	36	36			C061	30	30		WHITE 27925		
F.F. EQUIP. STORE (FFH 330 - FFH 335) OR F.F. EQUIP. AND DC STORE (FFH 336 - FFH 341)	2LB2	10.4	AFT			C212	36	36			C061	30	30		WHITE 27925		

Title: Painting & Preservation Schedule			Dwg No: HFX-D28-396-000-01			Previous DND No. 8355538			Date: 2004-09-02			Rev: C				SHEET 58 OF 81	
Compartment			Surface	Inorganic Zinc Primer C171		Primer			Deck Covering/ Insulation	Ref Note	Finisher				Colour	Remarks	
				1st Coat µm	2nd Coat µm	Spec	1st Coat µm	2nd Coat µm			Spec	1st Coat µm	2nd Coat µm	3rd Coat µm			
Name	DCZ	Area M²															
F.F. EQUIP. STORE (FFH 330 - FFH 335) OR F.F. EQUIP. AND DC STORE (FFH 336 - FFH 341)	2LB2	7.5	PORT			C212	36	36	INSULATION	NOTE 4	C061	30	30		WHITE 27925		
F.F. EQUIP. STORE (FFH 330 - FFH 335) OR F.F. EQUIP. AND DC STORE (FFH 336 - FFH 341)	2LB2	7.7	STBD			C212	36	36			C061	30	30		WHITE 27925		
F.F. EQUIP. STORE (FFH 330 - FFH 335) OR F.F. EQUIP. AND DC STORE (FFH 336 - FFH 341)	2LB2	6.9	SHELL EXT	76		C045	40				C411	30	30	30	GREY 26480		
F.F. EQUIP. STORE (FFH 330 - FFH 335) OR F.F. EQUIP. AND DC STORE (FFH 336 - FFH 341)	2LB2	11.3	OTHERS								C061	30	30		GREY 16076	DADO (900 mm HIGH)	
RAST EQUIPMENT ROOM	2LY0	12.0	ST DECK TRAFFIC			C413	125-150				C200	750-1000			GREY 36076		
RAST EQUIPMENT ROOM	2LY0	8.7	ST DECK NON TRAFFIC			C413 AND C045					C061 OR C177	30	30		GREY 16076		
RAST EQUIPMENT ROOM	2LY0	20.7	DECKHEAD			C212	36	36	INSULATION		C061	30	30		WHITE 27925		
RAST EQUIPMENT ROOM	2LY0	13.0	FORWARD			C212	36	36	INSULATION	NOTE 5					WHITE 27925		
RAST EQUIPMENT ROOM	2LY0	13.0	AFT			C212	36	36	INSULATION	NOTE 5					WHITE 27925		
RAST EQUIPMENT ROOM	2LY0	13.9	PORT			C212	36	36	INSULATION	NOTE 5					WHITE 27925		
RAST EQUIPMENT ROOM	2LY0	13.9	STBD			C212	36	36	INSULATION	NOTE 5					WHITE 27925		
RAST EQUIPMENT ROOM	2LY0	16.3	OTHERS								C061	30	30		GREY 16076	DADO (900 mm HIGH)	
RAST EQUIPMENT ROOM	2LY0	3.0	ST DECK TRAFFIC			C413	125-150				C200	750-1000			GREY 36076		
RAST EQUIPMENT ROOM	2LY0	1.3	ST DECK NON TRAFFIC			C413 AND C045					C061 OR C177	30	30		GREY 16076		
RAST EQUIPMENT ROOM	2LY0	4.3	DECKHEAD			C212	36	36	INSULATION		C061	30	30		WHITE 27925		
RAST EQUIPMENT ROOM	2LY0	4.5	FORWARD			C212	36	36			C061	30	30		WHITE 27925		
RAST EQUIPMENT ROOM	2LY0	4.5	AFT			C212	36	36	INSULATION	NOTE 5					WHITE 27925		
RAST EQUIPMENT ROOM	2LY0	7.2	PORT			C212	36	36	INSULATION	NOTE 5					WHITE 27925		
RAST EQUIPMENT ROOM	2LY0	7.7	STBD			C212	36	36	INSULATION	NOTE 5					WHITE 27925		
AFTER CLEANSING STATION CLEANSE	2LY1	7.1	ST DECK			C413	125-150		DK COVERING								
AFTER CLEANSING STATION CLEANSE	2LY1	8.3	DECKHEAD			C212	36	36	INSULATION		C021	100			WHITE		
AFTER CLEANSING STATION (CLEANSE) FFH330	2LY1	8.2	FORWARD			C212	36	36			C418	50	50		WHITE		
AFTER CLEANSING STATION (CLEANSE) FFH 331 TO FFH341	2LY1	8.2	FORWARD			C021	100				C021	100			WHITE	FFH-331 - FFH-341 ONLY	
AFTER CLEANSING STATION (CLEANSE) FFH330	2LY1	7.2	AFT			C212	36	36			C418	100			WHITE		
AFTER CLEANSING STATION (CLEANSE) FFH 331 TO FFH341	2LY1	7.2	AFT			C021	100				C021	100			WHITE	FFH-331 - FFH-341 ONLY	
AFTER CLEANSING STATION (CLEANSE) FFH330	2LY1	8.7	PORT			C212	36	36			C418	50	50		WHITE		
AFTER CLEANSING STATION (CLEANSE) FFH 331 TO FFH341	2LY1	8.7	PORT			C021	100				C021	100			WHITE	FFH-331 - FFH-341 ONLY	
AFTER CLEANSING STATION CLEANSE	2LY1	8.1	STBD			C212	36	36	INSULATION		C021	100			WHITE		
AFTER CLEANSING STATION CLEANSE	2LY1	7.5	SHELL EXT	76		C045	40				C411	30	30	30	GREY 26480		
SMALL ARMS LOCKER	2LZ0	4.1	ST DECK TRAFFIC			C413	125-150				C200	750-1000			GREY 36076		
SMALL ARMS LOCKER	2LZ0	3.0	ST DECK NON TRAFFIC			C413 AND C045					C061 OR C177	30	30		GREY 16076		
SMALL ARMS LOCKER	2LZ0	7.1	DECKHEAD			C212	36	36	INSULATION	NOTE 4	C061	30	30		WHITE 27925		
SMALL ARMS LOCKER	2LZ0	7.5	FORWARD			C212	36	36			C061	30	30		WHITE 27925		
SMALL ARMS LOCKER	2LZ0	8.2	AFT			C212	36	36			C061	30	30		WHITE 27925		
SMALL ARMS LOCKER	2LZ0	7.6	PORT			C212	36	36			C061	30	30		WHITE 27925		
SMALL ARMS LOCKER	2LZ0	7.1	STBD			C212	36	36			C061	30	30		WHITE 27925		

Title: Painting & Preservation Schedule		Dwg No: HFX-D28-396-000-01			Previous DND No. 8355538			Date: 2004-09-02			Rev: C				SHEET 59 OF 81	
Compartment			Surface	Inorganic Zinc Primer C171		Primer			Deck Covering/ Insulation	Ref Note	Finisher				Colour	Remarks
				1st Coat µm	2nd Coat µm	Spec	1st Coat µm	2nd Coat µm			Spec	1st Coat µm	2nd Coat µm	3rd Coat µm		
DIVING GEAR STORE	2LZ1	6.0	ST DECK TRAFFIC			C413	125-150				C200	750-1000			GREY 36076	
DIVING GEAR STORE	2LZ1	7.2	ST DECK NON TRAFFIC			C413 AND C045					C061 OR C177	30	30		GREY 16076	
DIVING GEAR STORE	2LZ1	13.2	DECKHEAD			C212	36	36	INSULATION	NOTE 4	C061	30	30		WHITE 27925	
DIVING GEAR STORE	2LZ1	6.0	FORWARD			C212	36	36			C061	30	30		WHITE 27925	
DIVING GEAR STORE	2LZ1	7.0	AFT			C212	36	36			C061	30	30		WHITE 27925	
DIVING GEAR STORE	2LZ1	16.5	PORT			C212	36	36			C061	30	30		WHITE 27925	
DIVING GEAR STORE	2LZ1	16.5	STBD			C212	36	36			C061	30	30		WHITE 27925	
DIVING GEAR STORE	2LZ1	14.7	OTHERS								C061	30	30		GREY 16076	DADO (900 mm HIGH)
AIR LOCK	2LZ2	1.0	ST DECK TRAFFIC			C413	125-150				C200	750-1000			GREY 36076	
AIR LOCK	2LZ2	0.6	ST DECK NON TRAFFIC			C413 AND C045					C061 OR C177	30	30		GREY 16076	
AIR LOCK	2LZ2	1.6	DECKHEAD			C212	36	36	INSULATION	NOTE 4	C061	30	30		WHITE 27925	
AIR LOCK	2LZ2	3.0	FORWARD			C212	36	36			C061	30	30		GREY 27880	
AIR LOCK	2LZ2	3.0	AFT			C212	36	36			C061	30	30		GREY 27880	
AIR LOCK	2LZ2	4.1	PORT			C212	36	36			C061	30	30		GREY 27880	
AIR LOCK	2LZ2	4.1	STBD			C212	36	36			C061	30	30		GREY 27880	
AIR LOCK	2LZ2	0.8	OTHERS								C061	30	30		GREY 16076	DADO (150 mm HIGH)
AFTER CLEANSING STATION STRIP	2LZ3	6.6	ST DECK			C413	125-150		DK COVERING							
AFTER CLEANSING STATION STRIP	2LZ3	7.8	DECKHEAD			C212	36	36	INSULATION		C021	100			WHITE	
AFTER CLEANSING STATION (STRIP) FFH330	2LZ3	7.2	FORWARD			C212	36	36			C418	50	50		WHITE	
AFTER CLEANSING STATION (STRIP) FFH 331 TO FFH341	2LZ3	7.2	FORWARD			C021	100				C021	100			WHITE	FFH-331 - FFH-341 ONLY
AFTER CLEANSING STATION (STRIP) FFH330	2LZ3	7.2	AFT			C212	36	36			C418	50	50		WHITE	
AFTER CLEANSING STATION (STRIP) FFH 331 TO FFH341	2LZ3	7.2	AFT			C021	100				C021	100			WHITE	FFH-331 - FFH-341 ONLY
AFTER CLEANSING STATION (STRIP) FFH330	2LZ3	7.8	PORT			C212	36	36			C418	50	50		WHITE	
AFTER CLEANSING STATION (STRIP) FFH 331 TO FFH341	2LZ3	7.8	PORT			C021	100				C021	100			WHITE	FFH-331 - FFH-341 ONLY
AFTER CLEANSING STATION STRIP	2LZ3	8.4	STBD			C212	36	36	INSULATION		C021	100			WHITE	
AFTER CLEANSING STATION STRIP	2LZ3	7.8	SHELL EXT	76		C045					C411	30	30	30	GREY 26480	
SHIPWRIGHTS WORKSHOP	2LZ4	10.0	ST DECK TRAFFIC			C413	125-150				C200	750-1000			GREY 36076	
SHIPWRIGHTS WORKSHOP	2LZ4	10.0	ST DECK NON TRAFFIC			C413 AND C045					C061 OR C177	30	30		GREY 16076	
SHIPWRIGHTS WORKSHOP	2LZ4	22.4	DECKHEAD			C212	36	36	INSULATION	NOTE 4	C061	30	30		WHITE 27925	
SHIPWRIGHTS WORKSHOP	2LZ4	10.5	FORWARD			C212	36	36			C061	30	30		WHITE 27925	
SHIPWRIGHTS WORKSHOP	2LZ4	10.5	AFT			C212	36	36			C061	30	30		WHITE 27925	
SHIPWRIGHTS WORKSHOP	2LZ4	18.0	PORT			C212	36	36	INSULATION	NOTE 4	C061	30	30		WHITE 27925	
SHIPWRIGHTS WORKSHOP	2LZ4	19.0	STBD			C212	36	36			C061	30	30		WHITE 27925	
SHIPWRIGHTS WORKSHOP	2LZ4	18.0	SHELL EXT	76		C045	40				C411	30	30	30	GREY 26480	
SHIPWRIGHTS WORKSHOP	2LZ4	17.5	OTHERS								C061	30	30		GREY 16076	DADO (900 mm HIGH)
LOBBY/FIRE FIGHTING SHELTER	2MA0	14.5	ST DECK TRAFFIC			C413	125-150				C200	750-1000			GREY 36076	
LOBBY/FIRE FIGHTING SHELTER	2MA0	4.0	ST DECK NON TRAFFIC			C413 AND C045					C061 OR C177	30	30		GREY 16076	
LOBBY/FIRE FIGHTING SHELTER	2MA0	18.8	DECKHEAD			C212	36	36	INSULATION	NOTE 4	C061	30	30		WHITE 27925	
LOBBY/FIRE FIGHTING SHELTER	2MA0	18.1	FORWARD			C212	36	36			C061	30	30		WHITE 27925	
LOBBY/FIRE FIGHTING SHELTER	2MA0	18.1	AFT			C212	36	36			C061	30	30		WHITE 27925	
LOBBY/FIRE FIGHTING SHELTER	2MA0	33.0	PORT			C212	36	36			C061	30	30		WHITE 27925	
LOBBY/FIRE FIGHTING SHELTER	2MA0	16.5	STBD			C212	36	36			C061	30	30		WHITE 27925	

Title: Painting & Preservation Schedule		Dwg No: HFX-D28-396-000-01			Previous DND No. 8355538			Date: 2004-09-02			Rev: C				SHEET 60 OF 81	
Compartment			Surface	Inorganic Zinc Primer C171		Primer			Deck Covering/ Insulation	Ref Note	Finisher				Colour	Remarks
Name	DCZ	Area M²		1st Coat µm	2nd Coat µm	Spec	1st Coat µm	2nd Coat µm			Spec	1st Coat µm	2nd Coat µm	3rd Coat µm		
LOBBY/FIRE FIGHTING SHELTER	2MA0	3.5	OTHERS								C061	30	30		GREY 16076	DADO (150 mm HIGH)
CLEANSING STATION NO. 2 UNDRESS	2MA1	6.5	ST DECK			C413	125-150		DK COVERING							
CLEANSING STATION NO. 2 UNDRESS	2MA1	7.3	DECKHEAD			C212	36	36	INSULATION		C021	100			WHITE	CLEAR OF FIBERGLASS LINING. APPLY 2 COATS 3 µm OF C021 TO THE DOUBLE LAYER OF FIBREGLASS, COLOUR TO BE WHITE.
AFTER CLEANSING STATION UNDRESS	2MA1	9.0	FORWARD			C021	100				C021	100			WHITE	
AFTER CLEANSING STATION UNDRESS	2MA1	10.0	AFT			C021	100				C021	100			WHITE	
AFTER CLEANSING STATION UNDRESS	2MA1	5.3	PORT			C021	100				C021	100			WHITE	
AFTER CLEANSING STATION UNDRESS	2MA1	5.3	STBD			C212	36	36	INSULATION		C418	50	50		WHITE	CLEAR OF FIBERGLASS LINING. APPLY 2 COATS 3 µm OF C021 TO THE DOUBLE LAYER OF FIBREGLASS, COLOUR TO BE WHITE.
AFTER CLEANSING STATION UNDRESS	2MA1	5.3	SHELL EXT	76		C045	40				C411	30	30	30	GREY 26480	
CBRN FILTER COMPARTMENT NO. 4	2MA2	3.6	ST DECK TRAFFIC			C413	125-150				C200	750-1000			GREY 36076	
CBRN FILTER COMPARTMENT NO. 4	2MA2	6.0	ST DECK NON TRAFFIC			C413 AND C045					C061 OR C177	30	30		GREY 16076	
CBRN FILTER COMPARTMENT NO. 4	2MA2	11.6	DECKHEAD			C212	36	36	INSULATION	NOTE 4	C061	30	30		WHITE 27925	
CBRN FILTER COMPARTMENT NO. 4	2MA2	10.0	FORWARD			C212	36	36	INSULATION	NOTE 4	C061	30	30		WHITE 27925	
CBRN FILTER COMPARTMENT NO. 4	2MA2	9.6	AFT			C212	36	36			C061	30	30		WHITE 27925	
CBRN FILTER COMPARTMENT NO. 4	2MA2	10.0	PORT			C212	36	36	INSULATION	NOTE 4	C061	30	30		WHITE 27925	
CBRN FILTER COMPARTMENT NO. 4	2MA2	9.0	STBD			C212	36	36	INSULATION	NOTE 4	C061	30	30		WHITE 27925	
CBRN FILTER COMPARTMENT NO. 4	2MA2	10.0	SHELL EXT	76		C045	40				C411	30	30	30	GREY 26480	
CBRN FILTER COMPARTMENT NO. 4	2MA2	11.2	OTHERS								C061	30	30		GREY 16076	DADO (900 mm HIGH)
DECK STORE NO. 3	2MZ0	17.3	ST DECK TRAFFIC			C413	125-150				C200	750-1000			GREY 36076	
DECK STORE NO. 3	2MZ0	7.4	ST DECK NON TRAFFIC			C413 AND C045					C061 OR C177	30	30		GREY 16076	
DECK STORE NO. 3	2MZ0	28.1	DECKHEAD			C212	36	36	INSULATION	NOTE 4	C061	30	30		WHITE 27925	
DECK STORE NO. 3	2MZ0	17.8	FORWARD			C212	36	36			C061	30	30		WHITE 27925	
DECK STORE NO. 3	2MZ0	20.0	AFT			C212	36	36	INSULATION	NOTE 4	C061	30	30		WHITE 27925	
DECK STORE NO. 3	2MZ0	23.1	PORT			C212	36	36			C061	30	30		WHITE 27925	
DECK STORE NO. 3	2MZ0	23.1	STBD			C212	36	36			C061	30	30		WHITE 27925	
DECK STORE NO. 3	2MZ0	10.0	SHELL EXT	76		C045	40				C411	30	30	30	GREY 26480	
DECK STORE NO. 3	2MZ0	29.3	OTHERS								C061	30	30		GREY 16076	DADO (900 mm HIGH)
TOWED ARRAY EQUIPMENT ROOM	2MZ1	10.2	ST DECK TRAFFIC			C413	125-150				C200	750-1000			GREY 36076	
TOWED ARRAY EQUIPMENT ROOM	2MZ1	23.8	ST DECK NON TRAFFIC			C413 AND C045					C061 OR C177	30	30		GREY 16076	
TOWED ARRAY EQUIPMENT ROOM	2MZ1	41.6	DECKHEAD			C212	36	36	INSULATION	NOTE 4	C061	30	30		WHITE 27925	
TOWED ARRAY EQUIPMENT ROOM	2MZ1	13.3	FORWARD			C212	36	36	INSULATION	NOTE 4	C061	30	30		WHITE 27925	
TOWED ARRAY EQUIPMENT ROOM	2MZ1	13.0	AFT			C212	36	36	INSULATION	NOTE 4	C061	30	30		WHITE 27925	
TOWED ARRAY EQUIPMENT ROOM	2MZ1	21.3	PORT			C212	36	36	INSULATION	NOTE 4	C061	30	30		WHITE 27925	
TOWED ARRAY EQUIPMENT ROOM	2MZ1	24.0	STBD			C212	36	36	INSULATION	NOTE 4	C061	30	30		WHITE 27925	
TOWED ARRAY EQUIPMENT ROOM	2MZ1	37.0	SHELL EXT	76		C045	40				C411	30	30	30	GREY 26480	
TOWED ARRAY EQUIPMENT ROOM	2MZ1	21.6	OTHERS								C061	30	30		GREY 16076	DADO (900 mm HIGH)
TORPEDO DECOY & XBT/XSV EQUIPMENT ROOM	2MZ2	18.0	ST DECK TRAFFIC			C413	125-150				C200	750-1000			GREY 36076	

Title: Painting & Preservation Schedule			Dwg No: HFX-D28-396-000-01			Previous DND No. 8355538			Date: 2004-09-02			Rev: C				SHEET 61 OF 81	
Compartment			Surface	Inorganic Zinc Primer C171		Primer			Deck Covering/ Insulation	Ref Note	Finisher				Colour	Remarks	
				1st Coat µm	2nd Coat µm	Spec	1st Coat µm	2nd Coat µm			Spec	1st Coat µm	2nd Coat µm	3rd Coat µm			
Name	DCZ	Area M²															
TORPEDO DECOY & XBT/XSV EQUIPMENT ROOM	2MZ2	4.9	ST DECK NON TRAFFIC			C413 AND C045						C061 OR C177	30	30		GREY 16076	
TORPEDO DECOY & XBT/XSV EQUIPMENT ROOM	2MZ2	28.0	DECKHEAD			C212	36	36	INSULATION	NOTE 4		C061	30	30		WHITE 27925	
TORPEDO DECOY & XBT/XSV EQUIPMENT ROOM	2MZ2	14.0	FORWARD			C212	36	36				C061	30	30		WHITE 27925	
TORPEDO DECOY & XBT/XSV EQUIPMENT ROOM	2MZ2	13.0	AFT			C212	36	36		NOTE 4		C061	30	30		WHITE 27925 PART INSULATION	
TORPEDO DECOY & XBT/XSV EQUIPMENT ROOM	2MZ2	20.0	PORT			C212	36	36	INSULATION	NOTE 4		C061	30	30		WHITE 27925	
TORPEDO DECOY & XBT/XSV EQUIPMENT ROOM	2MZ2	14.6	STBD			C212	36	36				C061	30	30		WHITE 27925	
TORPEDO DECOY & XBT/XSV EQUIPMENT ROOM	2MZ2	32.0	SHELL EXT	76		C045	40					C411	30	30	30	GREY 26480	
TORPEDO DECOY & XBT/XSV EQUIPMENT ROOM	2MZ2	19.7	OTHERS									C061	30	30		GREY 16076 DADO (900 mm HIGH)	
XBT/XSV STORE	2MZ2	1.0	ST DECK TRAFFIC			C413	125-150					C200	750-1000			GREY 36076	
XBT/XSV STORE	2MZ2	1.9	ST DECK NON TRAFFIC			C413 AND C045						C061 OR C177	30	30		GREY 16076	
XBT/XSV STORE	2MZ2	5.1	DECKHEAD			C212	36	36	INSULATION	NOTE 4		C061	30	30		WHITE 27925	
XBT/XSV STORE	2MZ2	5.3	FORWARD			C212	36	36				C061	30	30		WHITE 27925	
XBT/XSV STORE	2MZ2	6.0	AFT			C212	36	36	INSULATION	NOTE 4		C061	30	30		WHITE 27925	
XBT/XSV STORE	2MZ2	5.0	PORT			C212	36	36				C061	30	30		WHITE 27925	
XBT/XSV STORE	2MZ2	4.0	STBD			C212	36	36				C061	30	30		WHITE 27925	
XBT/XSV STORE	2MZ2	5.3	SHELL EXT	76		C045	40					C411	30	30	30	GREY 26480	
XBT/XSV STORE	2MZ2	6.2	OTHERS									C061	30	30		GREY 16076 DADO (900 mm HIGH)	
GENERAL STORE NO.1	MAA	14.2	ST DECK TRAFFIC			C413	125-150					C200	750-1000			GREY 36076	
GENERAL STORE NO.1	MAA	2.0	ST DECK NON TRAFFIC			C413 AND C045						C061 OR C177	30	30		GREY 16076	
GENERAL STORE NO.1	MAA	28.6	DECKHEAD			C212	36	36	INSULATION	NOTE 4		C061	30	30		WHITE 27925	
GENERAL STORE NO.1	MAA	2.2	FORWARD			C212	36	36	INSULATION	NOTE 4		C061	30	30		WHITE 27925	
GENERAL STORE NO.1	MAA	9.2	AFT			C212	36	36				C061	30	30		WHITE 27925	
GENERAL STORE NO.1	MAA	12.4	PORT			C212	36	36	INSULATION	NOTE 4		C061	30	30		WHITE 27925	
GENERAL STORE NO.1	MAA	12.4	STBD			C212	36	36	INSULATION	NOTE 4		C061	30	30		WHITE 27925	
GENERAL STORE NO.1	MAA	24.8	SHELL EXT	76		C045	40					C411	30	30	30	GREY 26480	
GENERAL STORE NO.1	MAA	14.4	OTHERS									C061	30	30		GREY 16076 DADO (900mm HIGH)	
ROPE STORE & BOSUNS WORKSHOP	MAZ	30.3	ST DECK TRAFFIC			C413	125-150					C200	750-1000			GREY 36076	
ROPE STORE & BOSUNS WORKSHOP	MAZ	3.1	ST DECK NON TRAFFIC			C413 AND C045						C061 OR C177	30	30		GREY 16076	
ROPE STORE & BOSUNS WORKSHOP	MAZ	45.1	DECKHEAD			C212	36	36	INSULATION	NOTE 4		C061	30	30		WHITE 27925	
ROPE STORE & BOSUNS WORKSHOP	MAZ	9.0	FORWARD			C212	36	36				C061	30	30		WHITE 27925	
ROPE STORE & BOSUNS WORKSHOP	MAZ	15.0	AFT			C212	36	36				C061	30	30		WHITE 27925	
ROPE STORE & BOSUNS WORKSHOP	MAZ	11.6	PORT			C212	36	36	INSULATION	NOTE 4		C061	30	30		WHITE 27925	
ROPE STORE & BOSUNS WORKSHOP	MAZ	11.6	STBD			C212	36	36	INSULATION	NOTE 4		C061	30	30		WHITE 27925	
ROPE STORE & BOSUNS WORKSHOP	MAZ	23.2	SHELL EXT	76		C045	40					C411	30	30	30	GREY 26480	
ROPE STORE & BOSUNS WORKSHOP	MAZ	2.1	OTHERS									C061	30	30		GREY 16076 DADO (900mm HIGH)	
COMMUNICATIONS EQUIPMENT ROOM	1DA	17.8	ST DECK TRAFFIC			C413	125-150					C200	750-1000			GREY 36076	

Title: Painting & Preservation Schedule		Dwg No: HFX-D28-396-000-01			Previous DND No. 8355538			Date: 2004-09-02			Rev: C				SHEET 62 OF 81	
Compartment			Surface	Inorganic Zinc Primer C171		Primer			Deck Covering/ Insulation	Ref Note	Finisher				Colour	Remarks
Name	DCZ	Area M²		1st Coat µm	2nd Coat µm	Spec	1st Coat µm	2nd Coat µm			Spec	1st Coat µm	2nd Coat µm	3rd Coat µm		
COMMUNICATIONS EQUIPMENT ROOM	1DA	20.6	ST DECK NON TRAFFIC			C413 AND C045					C061 OR C177	30	30		GREY 16076	
COMMUNICATIONS EQUIPMENT ROOM	1DA	41.5	DECKHEAD			C212	36	36		NOTE 4	C061	30	30		WHITE 27925	PART INSULATION
COMMUNICATIONS EQUIPMENT ROOM	1DA	28.7	FORWARD			C212	36	36	INSULATION	NOTE 4	C061	30	30		WHITE 27925	
COMMUNICATIONS EQUIPMENT ROOM	1DA	28.4	AFT			C212	36	36			C061	30	30		WHITE 27925	
COMMUNICATIONS EQUIPMENT ROOM	1DA	10.3	PORT			C212	36	36	INSULATION	NOTE 4	C061	30	30		WHITE 27925	
COMMUNICATIONS EQUIPMENT ROOM	1DA	10.6	STBD			C212	36	36			C061	30	30		WHITE 27925	
COMMUNICATIONS EQUIPMENT ROOM	1DA	26.6	SHELL EXT	76		C045	40				C411	30	30	30	GREY 26480	
PASSAGEWAY	1DA2	21.5	ST DECK TRAFFIC			C413	125-150				C200	750-1000			GREY 36076	
PASSAGEWAY	1DA2	21.4	ST DECK NON TRAFFIC			C413 AND C045					C061 OR C177	30	30		GREY 16076	
PASSAGEWAY	1DA2	46.3	DECKHEAD			C212	36	36			C061	30	30		WHITE 27925	
PASSAGEWAY	1DA2	8.4	FORWARD			C212	36	36			C061	30	30		GREY 27880	
PASSAGEWAY	1DA2	9.2	AFT			C212	36	36			C061	30	30		GREY 27880	
PASSAGEWAY	1DA2	42.0	PORT			C212	36	36			C061	30	30		GREY 27880	
PASSAGEWAY	1DA2	53.0	STBD			C212	36	36			C061	30	30		GREY 27880	
PASSAGEWAY	1DA2	55.3	SHELL EXT	76		C045	40				C411	30	30	30	GREY 26480	
PASSAGEWAY	1DA2	6.1	OTHERS								C061	30	30		GREY 16076	DADO (150mm HIGH)
COMMUNICATIONS CONTROL ROOM	1DB	66.8	ST DECK			C413	125-150		DK COVERING							
COMMUNICATIONS CONTROL ROOM	1DB	72.1	DECKHEAD			C212	36	36	INSULATION	NOTE 5					WHITE 27925	
COMMUNICATIONS CONTROL ROOM	1DB	49.0	FORWARD			C212	36	36	INSULATION	NOTE 5					WHITE 27925	
COMMUNICATIONS CONTROL ROOM	1DB	37.0	AFT			C212	36	36	INSULATION	NOTE 5					WHITE 27925	
COMMUNICATIONS CONTROL ROOM	1DB	11.8	PORT			C212	36	36	INSULATION	NOTE 5					WHITE 27925	
COMMUNICATIONS CONTROL ROOM	1DB	16.8	STBD			C212	36	36	INSULATION	NOTE 5					WHITE 27925	
COMMUNICATIONS CONTROL ROOM	1DB	15.6	SHELL EXT	76		C045	40				C411	30	30	30	GREY 26480	
COMMUNICATIONS CONTROL ROOM	1DB	6.2	OTHERS								C061	30	30		GREY 16076	DADO (150mm HIGH)
COMMAND CONTROL EQUIPMENT ROOM NO. 1	1DC0	10.3	ST DECK TRAFFIC			C413	125-150				C200	750-1000			GREY 36076	
COMMAND CONTROL EQUIPMENT ROOM NO. 1	1DC0	7.3	ST DECK NON TRAFFIC			C413 AND C045					C061 OR C177	30	30		GREY 16076	
COMMAND CONTROL EQUIPMENT ROOM NO. 1	1DC0	19.0	DECKHEAD			C212	36	36	INSULATION		C061	30	30		WHITE 27925	
COMMAND CONTROL EQUIPMENT ROOM NO. 1	1DC0	12.1	FORWARD			C212	36	36	INSULATION	NOTE 5					WHITE 27925	
COMMAND CONTROL EQUIPMENT ROOM NO. 1	1DC0	12.1	AFT			C212	36	36	INSULATION	NOTE 5					WHITE 27925	
COMMAND CONTROL EQUIPMENT ROOM NO. 1	1DC0	11.0	PORT			C212	36	36	INSULATION	NOTE 5					WHITE 27925	
COMMAND CONTROL EQUIPMENT ROOM NO. 1	1DC0	11.0	STBD			C212	36	36	INSULATION	NOTE 5					WHITE 27925	
CO'S CABIN	1DC1	10.4	ST DECK			C413	125-150		DK COVERING							
CO'S CABIN	1DC1	11.2	DECKHEAD			C212	36	36	INSULATION	NOTE 4	C061	30	30		WHITE 27925	
CO'S CABIN	1DC1	12.8	FORWARD			C212	36	36			C061	30	30		GREY 27886	LINING
CO'S CABIN	1DC1	12.9	AFT								C061	30	30		GREY 27886	JOINER BULKHEAD
CO'S CABIN	1DC1	5.3	PORT			C212	36	36			C061	30	30		GREY 27886	LINING
CO'S CABIN	1DC1	6.4	STBD			C212	36	36	INSULATION		C061	30	30		GREY 27886	LINING
CO'S CABIN	1DC1	5.9	SHELL EXT	76		C045	40				C411	30	30	30	GREY 26480	
ELECTRONICS MAINTENANCE ROOM	1DC2	2.6	ST DECK TRAFFIC			C413	125-150				C200	750-1000			GREY 36076	
ELECTRONICS MAINTENANCE ROOM	1DC2	3.3	ST DECK NON TRAFFIC			C413 AND C045					C061 OR C177	30	30		GREY 16076	
ELECTRONICS MAINTENANCE ROOM	1DC2	6.4	DECKHEAD			C212	36	36	INSULATION	NOTE 4	C061	30	30		WHITE 27925	

Title: Painting & Preservation Schedule			Dwg No: HFX-D28-396-000-01			Previous DND No. 8355538			Date: 2004-09-02			Rev: C				SHEET 63 OF 81	
Compartment			Surface	Inorganic Zinc Primer C171		Primer			Deck Covering/ Insulation	Ref Note	Finisher				Colour	Remarks	
				1st Coat µm	2nd Coat µm	Spec	1st Coat µm	2nd Coat µm			Spec	1st Coat µm	2nd Coat µm	3rd Coat µm			
Name	DCZ	Area M²															
ELECTRONICS MAINTENANCE ROOM	1DC2	6.0	FORWARD			C212	36	36			C061	30	30		WHITE 27925		
ELECTRONICS MAINTENANCE ROOM	1DC2	6.0	AFT			C212	36	36			C061	30	30		WHITE 27925		
ELECTRONICS MAINTENANCE ROOM	1DC2	7.3	PORT			C212	36	36	INSULATION	NOTE 4	C061	30	30		WHITE 27925		
ELECTRONICS MAINTENANCE ROOM	1DC2	7.3	STBD			C212	36	36			C061	30	30		WHITE 27925		
DECK STORE NO. 1	1DX2	1.6	ST DECK TRAFFIC			C413	125-150				C200	750-1000			GREY 36076		
DECK STORE NO. 1	1DX2	2.8	ST DECK NON TRAFFIC			C413 AND C045					C061 OR C177	30	30		GREY 16076		
DECK STORE NO. 1	1DX2	4.8	DECKHEAD			C212	36	36	INSULATION	NOTE 4	C061	30	30		WHITE 27925		
DECK STORE NO. 1	1DX2	6.0	FORWARD			C212	36	36	INSULATION	NOTE 4	C061	30	30		WHITE 27925		
DECK STORE NO. 1	1DX2	6.0	AFT			C212	36	36			C061	30	30		WHITE 27925		
DECK STORE NO. 1	1DX2	5.5	PORT			C212	36	36	INSULATION	NOTE 4	C061	30	30		WHITE 27925		
DECK STORE NO. 1	1DX2	5.5	STBD			C212	36	36	INSULATION	NOTE 4	C061	30	30		WHITE 27925		
DECK STORE NO. 1	1DX2	7.6	OTHERS								C061	30	30		GREY 16076	DADO (900mm HIGH)	
SO'S CABIN	1DY1	8.8	ST DECK			C413	125-150		DK COVERING								
SO'S CABIN	1DY1	9.5	DECKHEAD			C212	36	36		NOTE 4	C061	30	30		WHITE 27925	PART INSULATION	
SO'S CABIN	1DY1	6.0	FORWARD			C212	36	36			C061	30	30		GREY 27886	LINING	
SO'S CABIN	1DY1	5.6	AFT								C061	30	30		GREY 27886	JOINER BULKHEAD	
SO'S CABIN	1DY1	10.2	PORT								C061	30	30		GREY 27886	JOINER BULKHEAD	
SO'S CABIN	1DY1	11.0	STBD			C212	36	36			C061	30	30		GREY 27886	LINING	
AIR LOCK	1DY2	2.9	ST DECK			C413	125-150		DKCOVERING								
AIR LOCK	1DY2	3.1	DECKHEAD			C212	36	36	INSULATION	NOTE 4	C061	30	30		WHITE 27925		
AIR LOCK	1DY2	6.0	FORWARD			C212	36	36			C061	30	30		GREY 27880		
AIR LOCK	1DY2	6.0	AFT			C212	36	36			C061	30	30		GREY 27880		
AIR LOCK	1DY2	3.7	PORT			C212	36	36	INSULATION	NOTE 4	C061	30	30		GREY 27880		
AIR LOCK	1DY2	3.7	STBD			C212	36	36	INSULATION	NOTE 4	C061	30	30		GREY 27880		
AIR LOCK	1DY2	1.1	OTHERS								C061	30	30		GREY 16076	DADO (150mm HIGH)	
CO'S/SO'S WASHPLACE	1DY3	4.8	ST DECK			C413	125-150		DK COVERING						GREY 27880		
CO'S/SO'S WASHPLACE	1DY3	5.2	DECKHEAD			C212	36	36	INSULATION	NOTE 4	C061	30	30		WHITE 27925		
CO'S/SO'S WASHPLACE	1DY3	3.2	FORWARD			C212	36	36			C061	30	30		GREY 27880	SHOWER AREA	
CO'S/SO'S WASHPLACE	1DY3	2.3	AFT								C061	30	30		GREY 27880	JOINER BULKHEAD	
CO'S/SO'S WASHPLACE	1DY3	10.4	PORT			C212	36	36			C061	30	30		GREY 27880		
CO'S/SO'S WASHPLACE	1DY3	13.2	STBD								C061	30	30		GREY 27880	JOINER BULKHEAD	
LOBBY(AFT)	1DZ0	22.5	ST DECK			C413	125-150		DK COVERING								
LOBBY(AFT)	1DZ0	26.1	DECKHEAD			C212	36	36		NOTE 4	C061	30	30		WHITE 27925	PART INSULATION	
LOBBY(AFT)	1DZ0	12.9	FORWARD			C212	36	36			C061	30	30		GREY 27880		
LOBBY(AFT)	1DZ0	18.1	AFT			C212	36	36			C061	30	30		GREY 27880		
LOBBY(AFT)	1DZ0	13.8	PORT			C212	36	36			C061	30	30		GREY 27880		
LOBBY(AFT)	1DZ0	18.4	STBD								C061	30	30		GREY 27880	JOINER BULKHEAD	
LOBBY(AFT)	1DZ0	3.5	OTHERS								C061	30	30		GREY 16076	DADO (150mm HIGH)	
LOBBY(CENTRE)	1DZ0	5.6	ST DECK			C413	125-150		DK COVERING								
LOBBY(CENTRE)	1DZ0	6.8	DECKHEAD			C212	36	36		NOTE 4	C061	30	30		WHITE 27925	PART INSULATION	
LOBBY(CENTRE)	1DZ0	6.0	FORWARD			C212	36	36			C061	30	30		GREY 27880		
LOBBY(CENTRE)	1DZ0	6.0	AFT			C212	36	36			C061	30	30		GREY 27880		
LOBBY(CENTRE)	1DZ0	7.8	PORT			C212	36	36			C061	30	30		GREY 27880		
LOBBY(CENTRE)	1DZ0	7.8	STBD			C212	36	36			C061	30	30		GREY 27880		
LOBBY(CENTRE)	1DZ0	1.5	OTHERS								C061	30	30		GREY 16076	DADO (150mm HIGH)	
LOBBY(FWD)	1DZ0	2.6	ST DECK			C413	125-150		DK COVERING								
LOBBY(FWD)	1DZ0	2.8	DECKHEAD			C212	36	36		NOTE 4	C061	30	30		WHITE 27925	PART INSULATION	
LOBBY(FWD)	1DZ0	6.0	FORWARD			C212	36	36			C061	30	30		GREY 27880		
LOBBY(FWD)	1DZ0	6.0	AFT			C212	36	36			C061	30	30		GREY 27880		

Title: Painting & Preservation Schedule			Dwg No: HFX-D28-396-000-01			Previous DND No. 8355538			Date: 2004-09-02			Rev: C				SHEET 64 OF 81	
Compartment			Surface	Inorganic Zinc Primer C171		Primer			Deck Covering/ Insulation	Ref Note	Finisher				Colour	Remarks	
				1st Coat µm	2nd Coat µm	Spec	1st Coat µm	2nd Coat µm			Spec	1st Coat µm	2nd Coat µm	3rd Coat µm			
Name	DCZ	Area M²															
LOBBY(FWD)	1DZ0	3.2	PORT			C212	36	36			C061	30	30		GREY 27880		
LOBBY(FWD)	1DZ0	3.2	STBD			C212	36	36			C061	30	30		GREY 27880		
CO'S/SO'S DAY/DINING ROOM	1DZ1	31.5	ST DECK			C413	125-150		DK COVERING								
CO'S/SO'S DAY/DINING ROOM	1DZ1	34.0	DECKHEAD			C212	36	36	INSULATION	NOTE 4	C061	30	30		WHITE 27925		
CO'S/SO'S DAY/DINING ROOM	1DZ1	20.6	FORWARD								C061	30	30		GREY 27886	JOINER BULKHEAD	
CO'S/SO'S DAY/DINING ROOM	1DZ1	14.1	AFT			C212	36	36			C061	30	30		GREY 27886	LINING	
CO'S/SO'S DAY/DINING ROOM	1DZ1	11.9	PORT			C212	36	36			C061	30	30		GREY 27886	LINING	
CO'S/SO'S DAY/DINING ROOM	1DZ1	18.7	STBD			C212	36	36	INSULATION		C061	30	30		GREY 27886	LINING	
CO'S/SO'S DAY/DINING ROOM	1DZ1	21.0	SHELL EXT	76		C045	40				C411	30	30	30	GREY 26480		
CBRN FILTER COMPARTMENT NO. 1	1DZ2	5.8	ST DECK TRAFFIC			C413	125-150				C200	750-1000			GREY 36076		
CBRN FILTER COMPARTMENT NO. 1	1DZ2	7.7	ST DECK NON TRAFFIC			C413 AND C045					C061	30	30		GREY 16076		
CBRN FILTER COMPARTMENT NO. 1	1DZ2	14.6	DECKHEAD			C212	36	36	INSULATION	NOTE 4	C061	30	30		WHITE 27925		
CBRN FILTER COMPARTMENT NO. 1	1DZ2	6.0	FORWARD			C212	36	36			C061	30	30		WHITE 27925		
CBRN FILTER COMPARTMENT NO. 1	1DZ2	7.8	AFT			C212	36	36	INSULATION	NOTE 4	C061	30	30		WHITE 27925		
CBRN FILTER COMPARTMENT NO. 1	1DZ2	14.5	PORT			C212	36	36	INSULATION	NOTE 4	C061	30	30		WHITE 27925		
CBRN FILTER COMPARTMENT NO. 1	1DZ2	19.3	STBD			C212	36	36	INSULATION	NOTE 4	C061	30	30		WHITE 27925		
CBRN FILTER COMPARTMENT NO. 1	1DZ2	7.2	SHELL EXT	76		C045	40				C411	30	30	30	GREY 26480		
CBRN FILTER COMPARTMENT NO. 1	1DZ2	15.5	OTHERS								C061	30	30		GREY 16076	DADO (900mm HIGH)	
H.F. TRANSMITTER ROOM	1EA0	11.8	ST DECK TRAFFIC			C413	125-150				C200	750-1000			GREY 36076		
H.F. TRANSMITTER ROOM	1EA0	7.3	ST DECK NON TRAFFIC			C413 AND C045					C061 OR C177	30	30		GREY 16076		
H.F. TRANSMITTER ROOM	1EA0	20.6	DECKHEAD			C212	36	36		NOTE 4	C061	30	30		WHITE 27925	PART INSULATION	
H.F. TRANSMITTER ROOM	1EA0	12.5	FORWARD			C212	36	36			C061	30	30		WHITE 27925		
H.F. TRANSMITTER ROOM	1EA0	12.9	AFT			C212	36	36			C061	30	30		WHITE 27925		
H.F. TRANSMITTER ROOM	1EA0	11.0	PORT			C212	36	36			C061	30	30		WHITE 27925		
H.F. TRANSMITTER ROOM	1EA0	12.9	STBD			C212	36	36			C061	30	30		WHITE 27925		
CO'S/SO'S SERVERY	1EA1	6.5	ST DECK			C413	125-150		DK COVERING								
CO'S/SO'S SERVERY	1EA1	7.0	DECKHEAD			C212	36	36		NOTE 4	C061	30	30		WHITE 27925	PART INSULATION	
CO'S/SO'S SERVERY	1EA1	5.6	FORWARD			C212	36	36			C061	30	30		WHITE 27925		
CO'S/SO'S SERVERY	1EA1	3.0	AFT			C212	36	36			C061	30	30		WHITE 27925		
CO'S/SO'S SERVERY	1EA1	13.6	PORT			C212	36	36			C061	30	30		WHITE 27925		
CO'S/SO'S SERVERY	1EA1	11.0	STBD			C212	36	36			C061	30	30		WHITE 27925		
DECK STORE NO. 2	1EA3	1.2	ST DECK TRAFFIC			C413	125-150				C200	750-1000			GREY 36076		
DECK STORE NO. 2	1EA3	2.6	ST DECK NON TRAFFIC			C413 AND C045					C061 OR C177	30	30		GREY 16076		
DECK STORE NO. 2	1EA3	4.1	DECKHEAD			C212	36	36	INSULATION	NOTE 4	C061	30	30		WHITE 27925		
DECK STORE NO. 2	1EA3	4.5	FORWARD			C212	36	36	INSULATION	NOTE 4	C061	30	30		WHITE 27925		
DECK STORE NO. 2	1EA3	5.8	AFT			C212	36	36	INSULATION	NOTE 4	C061	30	30		WHITE 27925		
DECK STORE NO. 2	1EA3	8.2	PORT			C212	36	36	INSULATION	NOTE 4	C061	30	30		WHITE 27925		
DECK STORE NO. 2	1EA3	4.5	STBD			C212	36	36			C061	30	30		WHITE 27925		
DECK STORE NO. 2	1EA3	5.4	SHELL EXT	76		C045	40				C411	30	30	30	GREY 26480		
DECK STORE NO. 2	1EA3	7.6	OTHERS								C061	30	30		GREY 16076	DADO (900mm HIGH)	
RAS FUELLING LOCKER	1EA5	1.2	ST DECK TRAFFIC			C413	125-150				C200	750-1000			GREY 36076		
RAS FUELLING LOCKER	1EA5	2.6	ST DECK NON TRAFFIC			C413 AND C045					C061 OR C177	30	30		GREY 16076		

Title: Painting & Preservation Schedule			Dwg No: HFX-D28-396-000-01			Previous DND No. 8355538		Date: 2004-09-02			Rev: C				SHEET 65 OF 81	
Compartment			Surface	Inorganic Zinc Primer C171		Primer			Deck Covering/ Insulation	Ref Note	Finisher				Colour	Remarks
				1st Coat µm	2nd Coat µm	Spec	1st Coat µm	2nd Coat µm			Spec	1st Coat µm	2nd Coat µm	3rd Coat µm		
Name	DCZ	Area M²														
RAS FUELLING LOCKER	1EA5	1.8	DECKHEAD			C212	36	36	INSULATION	NOTE 4	C061	30	30		WHITE 27925	
RAS FUELLING LOCKER	1EA5	5.6	FORWARD			C212	36	36	INSULATION	NOTE 4	C061	30	30		WHITE 27925	
RAS FUELLING LOCKER	1EA5	7.2	AFT			C212	36	36	INSULATION	NOTE 4	C061	30	30		WHITE 27925	
RAS FUELLING LOCKER	1EA5	4.5	PORT			C212	36	36			C061	30	30		WHITE 27925	
RAS FUELLING LOCKER	1EA5	6.7	SHELL EXT	76		C045	40				C411	30	30	30	GREY 26480	
RAS FUELLING LOCKER	1EA5	5.7	OTHERS								C061	30	30		GREY 16076	DADO (900mm HIGH)
FAMR CASING(1 DECK TO CASING TOP)	1EB0	13.2	ST DECK (11700 ABL)	76		C045	40				C076	30	30		GREY 26480	
FAMR CASING(1 DECK TO CASING TOP)	1EB0	8.1	ST DECK (01 DECK)	76		C045	40				C076	30	30		GREY 26480	
FAMR CASING(1 DECK TO CASING TOP)	1EB0	5.9	ST DECK (02 DECK)	76		C045	40				C076	30	30		GREY 26480	
FAMR CASING(1 DECK TO CASING TOP)	1EB0	14.9	FAMR CASING TOP	76		C045	40				C411	30	30	30	GREY 26480	
FAMR CASING(1 DECK TO CASING TOP)	1EB0	19.1	DECKHEAD (UNDER 01 DECK)	76					INSULATION	NOTE 4	C076	30	30		GREY 26480	
FAMR CASING(1 DECK TO CASING TOP)	1EB0	6.4	DECKHEAD (UNDER 02 DECK)	76					INSULATION	NOTE 4	C076	30	30		GREY 26480	
FAMR CASING(1 DECK TO CASING TOP)	1EB0	69.8	OUTSIDE OF FAMR CASING	76		C045	40				C411	30	30	30	GREY 26480	
FAMR CASING(1 DECK TO CASING TOP)	1EB0	56.5	FORWARD	76					INSULATION	NOTE 5					GREY 26480	
FAMR CASING(1 DECK TO CASING TOP)	1EB0	54.0	AFT	76					INSULATION	NOTE 5					GREY 26480	
FAMR CASING(1 DECK TO CASING TOP)	1EB0	27.1	PORT	76					INSULATION	NOTE 5					GREY 26480	
FAMR CASING(1 DECK TO CASING TOP)	1EB0	27.1	STBD	76					INSULATION	NOTE 5					GREY 26480	
FAMR CASING (STBD PLENUM)	1EB1	3.3	ST DECK	76		C045	40				C076	30	30		GREY 26480	
FAMR CASING (STBD PLENUM)	1EB1	3.6	DECKHEAD	76					INSULATION	NOTE 4	C076	30	30		GREY 26480	
FAMR CASING (STBD PLENUM)	1EB1	3.0	FORWARD	76					INSULATION	NOTE 5					GREY 26480	
FAMR CASING (STBD PLENUM)	1EB1	3.0	AFT	76					INSULATION	NOTE 5					GREY 26480	
FAMR CASING (STBD PLENUM)	1EB1	7.7	PORT	76							C076	30	30		GREY 26480	
FAMR CASING (STBD PLENUM)	1EB1	8.3	STBD	76					INSULATION	NOTE 5					GREY 26480	
FAMR CASING (STBD PLENUM)	1EB1	7.7	SHELL EXT	76		C045	40				C411	30	30	30	GREY 26480	
FAMR CASING (PORT PLENUM)	1EB2	3.3	ST DECK	76		C045	40				C076	30	30		GREY 26480	
FAMR CASING (PORT PLENUM)	1EB2	3.6	DECKHEAD	76					INSULATION	NOTE 4	C076	30	30		GREY 26480	
FAMR CASING (PORT PLENUM)	1EB2	3.0	FORWARD	76					INSULATION	NOTE 5					GREY 26480	
FAMR CASING (PORT PLENUM)	1EB2	3.0	AFT	76					INSULATION	NOTE 5					GREY 26480	
FAMR CASING (PORT PLENUM)	1EB2	8.3	PORT	76					INSULATION	NOTE 5					GREY 26480	
FAMR CASING (PORT PLENUM)	1EB2	7.7	STBD	76							C076	30	30		GREY 26480	
FAMR CASING (PORT PLENUM)	1EB2	7.7	SHELL EXT	76		C045	40				C411	30	30	30	GREY 26480	
CBRND FILTER COMPT NO. 2/OUTBOARD MOTOR STORE & HYDRAULIC PUMP ROOM	1EZ	13.2	ST DECK TRAFFIC			C413	125-150				C200	750-1000			GREY 36076	
CBRND FILTER COMPT NO. 2/OUTBOARD MOTOR STORE & HYDRAULIC PUMP ROOM	1EZ	6.6	ST DECK NON TRAFFIC			C413 AND C045					C061	30	30		GREY 16076	
CBRND FILTER COMPT NO. 2/OUTBOARD MOTOR STORE & HYDRAULIC PUMP ROOM	1EZ	21.4	DECKHEAD			C212	36	36	INSULATION	NOTE 4	C212	30	30		WHITE 27925	
CBRND FILTER COMPT NO. 2/OUTBOARD MOTOR STORE & HYDRAULIC PUMP ROOM	1EZ	18.1	FORWARD			C212	36	36			C212	30	30		WHITE 27925	
CBRND FILTER COMPT NO. 2/OUTBOARD MOTOR STORE & HYDRAULIC PUMP ROOM	1EZ	18.1	AFT			C212	36	36	INSULATION	NOTE 4	C061	30	30		WHITE 27925	
CBRND FILTER COMPT NO. 2/OUTBOARD MOTOR STORE & HYDRAULIC PUMP ROOM	1EZ	8.3	PORT			C212	36	36	INSULATION	NOTE 4	C061	30	30		WHITE 27925	

Title: Painting & Preservation Schedule			Dwg No: HFX-D28-396-000-01			Previous DND No. 8355538		Date: 2004-09-02			Rev: C				SHEET 66 OF 81	
Compartment			Surface	Inorganic Zinc Primer C171		Primer			Deck Covering/ Insulation	Ref Note	Finisher				Colour	Remarks
				1st Coat µm	2nd Coat µm	Spec	1st Coat µm	2nd Coat µm			Spec	1st Coat µm	2nd Coat µm	3rd Coat µm		
Name		DCZ	Area M²													
CBRND FILTER COMPT NO. 2/OUTBOARD MOTOR STORE & HYDRAULIC PUMP ROOM		1EZ	8.3	STBD			C212	36	36	INSULATION	NOTE 4	C061	30	30		WHITE 27925
CBRND FILTER COMPT NO. 2/OUTBOARD MOTOR STORE & HYDRAULIC PUMP ROOM		1EZ	15.4	SHELL EXT	76		C045	40				C411	30	30	30	GREY 26480
CBRND FILTER COMPT NO. 2/OUTBOARD MOTOR STORE & HYDRAULIC PUMP ROOM		1EZ	17.3	OTHERS								C061	30	30		GREY 16076 DADO (900mm HIGH)
FER INTAKES(1 DECK TO TOP OF INTAKES)		1FA	22.9	ST DECK (1 DECK)			C413 AND C045	125-150				C076	30	30		GREY 26480
FER INTAKES(1 DECK TO TOP OF INTAKES)		1FA	44.7	FER INTAKES TOP UNDERSIDE	76		C045	40				C076	30	30		GREY 26480
FER INTAKES(1 DECK TO TOP OF INTAKES)		1FA	31.5	FORWARD	76		C045	40				C076	30	30		GREY 26480
FER INTAKES(1 DECK TO TOP OF INTAKES)		1FA	142.6	AFT	76		C045	40				C076	30	30		GREY 26480
FER INTAKES(1 DECK TO TOP OF INTAKES)		1FA	29.4	PORT	76		C045	40				C076	30	30		GREY 26480
FER INTAKES(1 DECK TO TOP OF INTAKES)		1FA	29.4	STBD	76		C045	40				C076	30	30		GREY 26480
FER INTAKES(1 DECK TO TOP OF INTAKES)		1FA	58.8	CENTRELINE	76		C045	40				C076	30	30		GREY 26480
FER INTAKES(1 DECK TO TOP OF INTAKES)		1FA	152.7	OUTSIDE OF FER INTAKES	76		C045	40				C411	30	30	30	GREY 26480
SOLID WASTE HANDLING COMPARTMENT		1FZ0	9.8	ST DECK TRAFFIC				125-150				C200	750-1000			WHITE
SOLID WASTE HANDLING COMPARTMENT		1FZ0	13.3	ST DECK NON TRAFFIC								C061 OR C177	30	30		WHITE
SOLID WASTE HANDLING COMPARTMENT		1FZ0	24.9	DECKHEAD				36	36	INSULATION	NOTE 4	C061	30	30		WHITE
SOLID WASTE HANDLING COMPARTMENT		1FZ0	32.1	FORWARD				36	36			C061	30	30		WHITE
SOLID WASTE HANDLING COMPARTMENT		1FZ0	24.1	AFT				36	36			C061	30	30		WHITE
SOLID WASTE HANDLING COMPARTMENT		1FZ0	27.4	PORT				36	36	INSULATION	NOTE 4	C061	30	30		WHITE
SOLID WASTE HANDLING COMPARTMENT		1FZ0	19.4	STBD				36	36	INSULATION	NOTE 4	C061	30	30		WHITE
SOLID WASTE HANDLING COMPARTMENT		1FZ0	27.0	SHELL EXT	76							C411	30	30	30	WHITE
SOLID WASTE HANDLING COMPARTMENT		1FZ0	19.1	OTHERS								C061	30	30		WHITE DADO (900mm HIGH)
AIR LOCK		1FZ2	13.2	ST DECK TRAFFIC			C413	125-150				C200	750-1000			GREY 36076
AIR LOCK		1FZ2	6.6	ST DECK NON TRAFFIC			C413 AND C045					C061 OR C177	30	30		GREY 16076
AIR LOCK		1FZ2	3.6	DECKHEAD			C212	36	36	INSULATION	NOTE 4	C061	30	30		WHITE 27925
AIR LOCK		1FZ2	4.1	FORWARD			C212	36	36			C061	30	30		WHITE 27925
AIR LOCK		1FZ2	4.1	AFT			C212	36	36			C061	30	30		WHITE 27925
AIR LOCK		1FZ2	5.0	PORT			C212	36	36	INSULATION	NOTE 4	C061	30	30		WHITE 27925
AIR LOCK		1FZ2	5.0	STBD			C212	36	36			C061	30	30		WHITE 27925
AIR LOCK		1FZ2	4.6	SHELL EXT	76		C045	40				C411	30	30	30	GREY 26480
AIR LOCK		1FZ2	1.1	OTHERS								C061	30	30		GREY 16076 DADO (150mm HIGH)
AER CASING(1 DECK TO FUNNEL TOP)		1GA	15.7	ST DECK (1 DECK)			C413 AND C045					C076	30	30		GREY 26480
AER CASING(1 DECK TO FUNNEL TOP)		1GA	30.8	ST DECK (FUNNEL HOUSE TOP)	76		C045	40				C076	30	30		BLACK 17038
AER CASING(1 DECK TO FUNNEL TOP)		1GA	12.5	DECKHEAD (FUNNEL HOUSE TOP)	76					INSULATION		C076	30	30		GREY 26480
AER CASING(1 DECK TO FUNNEL TOP)		1GA	25.2	AER CASING TOP UNDERSIDE	76					INSULATION	NOTE 4	C076	30	30		BLACK 17038
AER CASING(1 DECK TO FUNNEL TOP)		1GA	32.1	FORWARD (1 DECK TO FUNNEL HOUSE	76					INSULATION	NOTE 5					GREY 26480

Title: Painting & Preservation Schedule			Dwg No: HFX-D28-396-000-01			Previous DND No. 8355538			Date: 2004-09-02			Rev: C				SHEET 67 OF 81	
Compartment			Surface	Inorganic Zinc Primer C171		Primer			Deck Covering/ Insulation	Ref Note	Finisher				Colour	Remarks	
				1st Coat µm	2nd Coat µm	Spec	1st Coat µm	2nd Coat µm			Spec	1st Coat µm	2nd Coat µm	3rd Coat µm			
Name	DCZ	Area M²															
AER CASING(1 DECK TO FUNNEL TOP)	1GA	33.5	AFT(1 DECK TO FUNNEL HOUSE TOP)	76					INSULATION	NOTE 5					GREY 26480		
AER CASING(1 DECK TO FUNNEL TOP)	1GA	17.9	PORT (1 DECK TO FUNNEL HOUSE TOP)	76					INSULATION	NOTE 5					GREY 26480		
AER CASING(1 DECK TO FUNNEL TOP)	1GA	17.9	STBD (1 DECK TO FUNNEL HOUSE TOP)	76					INSULATION	NOTE 5					GREY 26480		
AER CASING(1 DECK TO FUNNEL TOP)	1GA	47.4	FORWARD (FUNNEL HOUSE TOP TO FUNNEL TOP)	76		C045	40				C076	30	30		BLACK 17038		
AER CASING(1 DECK TO FUNNEL TOP)	1GA	47.3	AFT (FUNNEL HOUSE TOP TO FUNNEL TOP)	76					INSULATION	NOTE 5					BLACK 17038		
AER CASING(1 DECK TO FUNNEL TOP)	1GA	33.4	PORT (FUNNEL HOUSE TOP TO FUNNEL TOP)	76					INSULATION	NOTE 5					BLACK 17038		
AER CASING(1 DECK TO FUNNEL TOP)	1GA	33.4	STBD(FUNNEL HOUSE TOP TO FUNNEL TOP)	76					INSULATION	NOTE 5					BLACK 17038		
AER CASING(1 DECK TO FUNNEL TOP)	1GA	23.3	AER FUNNEL TOP	76		C045	40				C076	30	30	30	BLACK 17038		
AER CASING(1 DECK TO FUNNEL TOP)	1GA	176.6	AER CASING EXTERIOR	76		C045	40				C411	30	30	30	GREY 26480		
CBRN FILTER COMPT NO. 3	1GZ1	3.0	ST DECK TRAFFIC			C413	125-150				C200	750-1000			GREY 36076		
CBRN FILTER COMPT NO. 3	1GZ1	5.0	ST DECK NON TRAFFIC			C413 AND C045					C061 OR C177	30	30		GREY 16076		
CBRN FILTER COMPT NO. 3	1GZ1	8.6	DECKHEAD			C212	36	36		NOTE 4	C061	30	30		WHITE 27925	PART INSULATION	
CBRN FILTER COMPT NO. 3	1GZ1	7.2	FORWARD			C212	36	36	INSULATION	NOTE 4	C061	30	30		WHITE 27925		
CBRN FILTER COMPT NO. 3	1GZ1	11.3	AFT			C212	36	36	INSULATION	NOTE 4	C061	30	30		WHITE 27925		
CBRN FILTER COMPT NO. 3	1GZ1	9.1	PORT			C212	36	36			C061	30	30		WHITE 27925		
CBRN FILTER COMPT NO. 3	1GZ1	9.9	STBD			C212	36	36	INSULATION	NOTE 4	C061	30	30		WHITE 27925		
CBRN FILTER COMPT NO. 3	1GZ1	10.4	OTHERS								C061	30	30		GREY 16076	DADO (900mm HIGH)	
TORPEDO MAGAZINE NO. 1	1HA1	17.1	ST DECK TRAFFIC			C413	125-150				C200	750-1000			GREY 36076		
TORPEDO MAGAZINE NO. 1	1HA1	13.1	ST DECK NON TRAFFIC			C413 AND C045					C061 OR C177	30	30		GREY 16076		
TORPEDO MAGAZINE NO. 1	1HA1	35.6	DECKHEAD			C212	36	36	INSULATION	NOTE 4	C061	30	30		WHITE 27925		
TORPEDO MAGAZINE NO. 1	1HA1	20.5	FORWARD			C212	36	36	INSULATION	NOTE 4	C061	30	30		WHITE 27925		
TORPEDO MAGAZINE NO. 1	1HA1	13.0	AFT			C212	36	36			C061	30	30		WHITE 27925		
TORPEDO MAGAZINE NO. 1	1HA1	22.8	PORT			C212	36	36			C061	30	30		WHITE 27925		
TORPEDO MAGAZINE NO. 1	1HA1	30.6	STBD			C212	36	36	INSULATION	NOTE 4	C061	30	30		WHITE 27925		
TORPEDO MAGAZINE NO. 1	1HA1	4.0	OTHERS								C061	30	30		GREY 16076	DADO (150mm HIGH)	
TORPEDO MAGAZINE NO. 1	1HA1	7.1	OTHERS			C212	36	36			C061	30	30		WHITE 27925	UNDER TORPEDO STOWAGE	
TORPEDO MAGAZINE NO. 2	1HA2	17.1	ST DECK TRAFFIC			C413	64				C200	750-1000			GREY 36076		
TORPEDO MAGAZINE NO. 2	1HA2	13.1	ST DECK NON TRAFFIC			C413 AND C045					C061 OR C177	30	30		GREY 16076		
TORPEDO MAGAZINE NO. 2	1HA2	35.6	DECKHEAD			C212	36	36	INSULATION	NOTE 4	C061	30	30		WHITE 27925		
TORPEDO MAGAZINE NO. 2	1HA2	20.5	FORWARD			C212	36	36	INSULATION	NOTE 4	C061	30	30		WHITE 27925		

Title: Painting & Preservation Schedule			Dwg No: HFX-D28-396-000-01			Previous DND No. 8355538			Date: 2004-09-02			Rev: C				SHEET 68 OF 81		
Compartment			Surface	Inorganic Zinc Primer C171		Primer			Deck Covering/ Insulation	Ref Note	Finisher				Colour	Remarks		
				1st Coat µm	2nd Coat µm	Spec	1st Coat µm	2nd Coat µm			Spec	1st Coat µm	2nd Coat µm	3rd Coat µm				
Name			DCZ	Area M²														
TORPEDO MAGAZINE NO. 2			1HA2	13.0	AFT			C212	36	36			C061	30	30		WHITE 27925	
TORPEDO MAGAZINE NO. 2			1HA2	30.6	PORT			C212	36	36	INSULATION	NOTE 4	C061	30	30		WHITE 27925	
TORPEDO MAGAZINE NO. 2			1HA2	22.8	STBD			C212	36	36			C061	30	30		WHITE 27925	
TORPEDO MAGAZINE NO. 2			1HA2	4.0	OTHERS								C061	30	30		GREY 16076	DADO (150mm HIGH)
TORPEDO MAGAZINE NO. 2			1HA2	7.1	OTHERS			C212	36	36			C061	30	30		WHITE 27925	UNDER TORPEDO STOWAGE
HANGAR(1 DECK TO 01 DECK)			1JA0	137.3	ST DECK			C413	125-150				C200	750-1000			GREY 36076	
HANGAR(1 DECK TO 01 DECK)			1JA0	26.1	FORWARD			C212	36	36			C061	30	30		WHITE 27925	
HANGAR(1 DECK TO 01 DECK)			1JA0	26.1	AFT			C212	36	36			C061	30	30		WHITE 27925	
HANGAR(1 DECK TO 01 DECK)			1JA0	55.1	PORT			C212	36	36			C061	30	30		WHITE 27925	
HANGAR(1 DECK TO 01 DECK)			1JA0	55.1	STBD			C212	36	36			C061	30	30		WHITE 27925	
HANGAR(1 DECK TO 01 DECK)			1JA0	45.1	OTHERS								C061	30	30		GREY 16076	DADO (900mm HIGH)
LOBBY(PORT-FWD)			1JA0	4.2	ST DECK TRAFFIC			C413	125-150				C200	750-1000			GREY 36076	
LOBBY(PORT-FWD)			1JA0	1.7	ST DECK NON TRAFFIC			C413 AND C045					C061 OR C177	30	30		GREY 16076	
LOBBY(PORT-FWD)			1JA0	6.4	DECKHEAD			C212	36	36	INSULATION	NOTE 4	C061	30	30		WHITE 27925	
LOBBY(PORT-FWD)			1JA0	8.3	FORWARD			C212	36	36	INSULATION	NOTE 4	C061	30	30		WHITE 27925	
LOBBY(PORT-FWD)			1JA0	14.1	AFT			C212	36	36			C061	30	30		WHITE 27925	
LOBBY(PORT-FWD)			1JA0	1.6	PORT			C212	36	36			C061	30	30		WHITE 27925	
LOBBY(PORT-FWD)			1JA0	12.9	STBD			C212	36	36			C061	30	30		WHITE 27925	
LOBBY(PORT-FWD)			1JA0	1.7	OTHERS								C061	30	30		GREY 16076	DADO (150mm HIGH)
LOBBY(STBD-FWD)			1JA0	4.2	ST DECK TRAFFIC			C413	125-150				C200	750-1000			GREY 36076	
LOBBY(STBD-FWD)			1JA0	1.7	ST DECK NON TRAFFIC			C413 AND C045					C061 OR C177	30	30		GREY 16076	
LOBBY(STBD-FWD)			1JA0	6.4	DECKHEAD			C212	36	36	INSULATION	NOTE 4	C061	30	30		WHITE 27925	
LOBBY(STBD-FWD)			1JA0	8.3	FORWARD			C212	36	36	INSULATION	NOTE 4	C061	30	30		WHITE 27925	
LOBBY(STBD-FWD)			1JA0	14.1	AFT			C212	36	36			C061	30	30		WHITE 27925	
LOBBY(STBD-FWD)			1JA0	12.9	PORT			C212	36	36			C061	30	30		WHITE 27925	
LOBBY(STBD-FWD)			1JA0	1.6	STBD			C212	36	36			C061	30	30		WHITE 27925	
LOBBY(STBD-FWD)			1JA0	1.7	OTHERS								C061	30	30		GREY 16076	DADO (150mm HIGH)
HELO TAIL PROBE MARK			1JA0	0.01	DECKHEAD								C061	30	30		WHITE 37925	
HANGAR(01 DECK TO HANGAR TOP)			1JA0	120.4	DECKHEAD			C212	36	36	INSULATION	NOTE 4	C061	30	30		WHITE 27925	
HANGAR(01 DECK TO HANGAR TOP)			1JA0	27.5	FORWARD			C212	36	36			C061	30	30		WHITE 27925	
HANGAR(01 DECK TO HANGAR TOP)			1JA0	32.6	AFT			C212	36	36		NOTE 4	C061	30	30		WHITE 27925	PART INSULATION
HANGAR(01 DECK TO HANGAR TOP)			1JA0	71.7	PORT			C212	36	36		NOTE 4	C061	30	30		WHITE 27925	PART INSULATION
HANGAR(01 DECK TO HANGAR TOP)			1JA0	71.7	STBD			C212	36	36		NOTE 4	C061	30	30		WHITE 27925	PART INSULATION
HANGAR(01 DECK TO HANGAR TOP)			1JA0	206.3	SHELL EXT	76		C045	40				C411	30	30	30	GREY 26480	
LOBBY(STBD-AFT)			1JA1	8.2	ST DECK TRAFFIC			C413	125-150				C200	750-1000			GREY 36076	
LOBBY(STBD-AFT)			1JA1	2.2	ST DECK NON TRAFFIC			C413 AND C045					C061 OR C177	30	30		GREY 16076	
LOBBY(STBD-AFT)			1JA1	11.4	DECKHEAD			C212	36	36		NOTE 4	C061	30	30		WHITE 27925	PART INSULATION
LOBBY(STBD-AFT)			1JA1	6.6	FORWARD			C212	36	36			C061	30	30		WHITE 27925	
LOBBY(STBD-AFT)			1JA1	5.6	AFT			C212	36	36	INSULATION	NOTE 4	C061	30	30		WHITE 27925	
LOBBY(STBD-AFT)			1JA1	19.4	PORT			C212	36	36			C061	30	30		WHITE 27925	
LOBBY(STBD-AFT)			1JA1	20.4	STBD			C212	36	36			C061	30	30		WHITE 27925	
LOBBY(STBD-AFT)			1JA1	2.4	OTHERS								C061	30	30		GREY 16076	DADO (150mm HIGH)
LOBBY(PORT-AFT)			1JA2	12.8	ST DECK TRAFFIC			C413	125-150				C200	750-1000			GREY 36076	

Title: Painting & Preservation Schedule			Dwg No: HFX-D28-396-000-01			Previous DND No. 8355538			Date: 2004-09-02			Rev: C				SHEET 69 OF 81	
Compartment			Surface	Inorganic Zinc Primer C171		Primer			Deck Covering/ Insulation	Ref Note	Finisher				Colour	Remarks	
				1st Coat µm	2nd Coat µm	Spec	1st Coat µm	2nd Coat µm			Spec	1st Coat µm	2nd Coat µm	3rd Coat µm			
Name	DCZ	Area M²															
LOBBY(PORT-AFT)	1JA2	8.2	ST DECK NON TRAFFIC			C413 AND C045					C061 OR C177	30	30		GREY 16076		
LOBBY(PORT-AFT)	1JA2	20.2	DECKHEAD			C212	36	36		NOTE 4	C061	30	30		WHITE 27925	PART INSULATION	
LOBBY(PORT-AFT)	1JA2	13.0	FORWARD			C212	36	36			C061	30	30		WHITE 27925		
LOBBY(PORT-AFT)	1JA2	15.9	AFT			C212	36	36		NOTE 4	C061	30	30		WHITE 27925	PART INSULATION	
LOBBY(PORT-AFT)	1JA2	16.4	PORT			C212	36	36	INSULATION	NOTE 4	C061	30	30		WHITE 27925		
LOBBY(PORT-AFT)	1JA2	19.4	STBD			C212	36	36			C061	30	30		WHITE 27925		
LOBBY(PORT-AFT)	1JA2	3.0	OTHERS								C061	30	30		GREY 16076	DADO (150mm HIGH)	
SONOBUOY STORE NO. 2	1JA3	2.6	ST DECK TRAFFIC			C413	125-150				C200	750-1000			GREY 36076		
SONOBUOY STORE NO. 2	1JA3	5.9	ST DECK NON TRAFFIC			C413 AND C045					C061 OR C177	30	30		GREY 16076		
SONOBUOY STORE NO. 2	1JA3	7.2	DECKHEAD			C212	36	36		NOTE 4	C061	30	30		WHITE 27925	PART INSULATION	
SONOBUOY STORE NO. 2	1JA3	6.5	FORWARD			C212	36	36			C061	30	30		WHITE 27925		
SONOBUOY STORE NO. 2	1JA3	7.1	AFT			C212	36	36	INSULATION	NOTE 4	C061	30	30		WHITE 27925		
SONOBUOY STORE NO. 2	1JA3	14.0	PORT			C212	36	36			C061	30	30		WHITE 27925		
SONOBUOY STORE NO. 2	1JA3	13.2	STBD			C212	36	36	INSULATION	NOTE 4	C061	30	30		WHITE 27925		
SONOBUOY STORE NO. 2	1JA3	1.9	OTHERS								C061	30	30		GREY 16076	DADO (150mm HIGH)	
HELO READY USE LUB LOCKER	1JZ1	1.6	ST DECK TRAFFIC			C413	125-150				C200	750-1000			GREY 36076		
HELO READY USE LUB LOCKER	1JZ1	2.7	ST DECK NON TRAFFIC			C413 AND C045					C061 OR C177	30	30		GREY 16076		
HELO READY USE LUB LOCKER	1JZ1	3.5	DECKHEAD			C212	36	36		NOTE 4	C061	30	30		WHITE 27925	PART INSULATION	
HELO READY USE LUB LOCKER	1JZ1	7.1	FORWARD			C212	36	36			C061	30	30		WHITE 27925		
HELO READY USE LUB LOCKER	1JZ1	6.9	AFT			C212	36	36	INSULATION	NOTE 4	C061	30	30		WHITE 27925		
HELO READY USE LUB LOCKER	1JZ1	6.5	PORT			C212	36	36			C061	30	30		WHITE 27925		
HELO READY USE LUB LOCKER	1JZ1	6.5	STBD			C212	36	36	INSULATION	NOTE 4	C061	30	30		WHITE 27925		
Q.M'S LOBBY	1JZ2	2.7	ST DECK TRAFFIC			C413	125-150				C200	750-1000			GREY 36076		
Q.M'S LOBBY	1JZ2	2.1	ST DECK NON TRAFFIC			C413 AND C045					C061 OR C177	30	30		GREY 16076		
Q.M'S LOBBY	1JZ2	3.9	DECKHEAD			C212	36	36	INSULATION	NOTE 4	C061	30	30		WHITE 27925		
Q.M'S LOBBY	1JZ2	8.4	FORWARD			C212	36	36	INSULATION	NOTE 4	C061	30	30		WHITE 27925		
Q.M'S LOBBY	1JZ2	5.9	AFT			C212	36	36	INSULATION	NOTE 4	C061	30	30		WHITE 27925		
Q.M'S LOBBY	1JZ2	6.5	PORT			C212	36	36	INSULATION	NOTE 4	C061	30	30		WHITE 27925		
Q.M'S LOBBY	1JZ2	7.2	STBD			C212	36	36	INSULATION	NOTE 4	C061	30	30		WHITE 27925		
Q.M'S LOBBY	1JZ2	1.3	OTHERS								C061	30	30		GREY 16076	DADO (150mm HIGH)	
PLENUM(1 DECK, AFT FR 59)	1MA0	0.7	ST DECK TRAFFIC			C413	125-150				C200	750-1000			GREY 36076		
PLENUM(1 DECK, AFT FR 59)	1MA0	0.4	ST DECK NON TRAFFIC			C413 AND C045					C061 OR C177	30	30		GREY 16076		
PLENUM(1 DECK, AFT FR 59)	1MA0	1.2	DECKHEAD			C212	36	36	INSULATION	NOTE 4	C061	30	30		WHITE 27925		
PLENUM(1 DECK, AFT FR 59)	1MA0	0.6	FORWARD			C212	36	36			C061	30	30		WHITE 27925		
PLENUM(1 DECK, AFT FR 59)	1MA0	0.6	AFT			C212	36	36	INSULATION	NOTE 4	C061	30	30		WHITE 27925		
PLENUM(1 DECK, AFT FR 59)	1MA0	1.3	PORT			C212	36	36	INSULATION	NOTE 4	C061	30	30		WHITE 27925		
PLENUM(1 DECK, AFT FR 59)	1MA0	1.3	STBD			C212	36	36	INSULATION	NOTE 4	C061	30	30		WHITE 27925		
PLENUM(1 DECK, AFT FR 59)	1MA0	0.7	OTHERS								C061	30	30		GREY 16076	DADO (150mm HIGH)	
PLENUM(1 DECK, AFT FR 59)	1MA2	0.8	ST DECK			C413 AND C045					C061	30	30		GREY 16076		
PLENUM(1 DECK, AFT FR 59)	1MA2	2.2	DECKHEAD			C212	36	36	INSULATION	NOTE 4	C061	30	30		WHITE 27925		
PLENUM(1 DECK, AFT FR 59)	1MA2	2.8	FORWARD			C212	36	36			C061	30	30		WHITE 27925		
PLENUM(1 DECK, AFT FR 59)	1MA2	2.9	AFT			C212	36	36	INSULATION	NOTE 4	C061	30	30		WHITE 27925		
PLENUM(1 DECK, AFT FR 59)	1MA2	0.6	PORT			C212	36	36	INSULATION	NOTE 4	C061	30	30		WHITE 27925		
PLENUM(1 DECK, AFT FR 59)	1MA2	0.6	STBD			C212	36	36	INSULATION	NOTE 4	C061	30	30		WHITE 27925		
PLENUM(1 DECK, AFT FR 59)	1MA2	1.2	OTHERS								C061	30	30		GREY 16076	DADO (150mm HIGH)	

Title: Painting & Preservation Schedule			Dwg No: HFX-D28-396-000-01			Previous DND No. 8355538			Date: 2004-09-02			Rev: C				SHEET 70 OF 81	
Compartment			Surface	Inorganic Zinc Primer C171		Primer			Deck Covering/ Insulation	Ref Note	Finisher				Colour	Remarks	
				1st Coat µm	2nd Coat µm	Spec	1st Coat µm	2nd Coat µm			Spec	1st Coat µm	2nd Coat µm	3rd Coat µm			
Name	DCZ	Area M²															
PLENUM(1 DECK, AFT FR 59)	1MA4	0.9	ST DECK			C413 AND C045					C061	30	30		GREY 16076		
PLENUM(1 DECK, AFT FR 59)	1MA4	1.0	DECKHEAD			C212	36	36	INSULATION	NOTE 4	C061	30	30		WHITE 27925		
PLENUM(1 DECK, AFT FR 59)	1MA4	0.8	FORWARD			C212	36	36			C061	30	30		WHITE 27925		
PLENUM(1 DECK, AFT FR 59)	1MA4	1.0	AFT			C212	36	36	INSULATION	NOTE 4	C061	30	30		WHITE 27925		
PLENUM(1 DECK, AFT FR 59)	1MA4	1.3	PORT			C212	36	36	INSULATION	NOTE 4	C061	30	30		WHITE 27925		
PLENUM(1 DECK, AFT FR 59)	1MA4	0.6	STBD			C212	36	36	INSULATION	NOTE 4	C061	30	30		WHITE 27925		
PLENUM(1 DECK, AFT FR 59)	1MA4	0.6	OTHERS								C061	30	30		GREY 16076	DADO (150mm HIGH)	
PLENUM(1 DECK, AFT FR 59)	1MZ0	1.6	ST DECK TRAFFIC			C413	125-150				C200	750-1000			GREY 36076		
PLENUM(1 DECK, AFT FR 59)	1MZ0	0.8	ST DECK NON TRAFFIC			C413 AND C045					C061 OR C177	30	30		GREY 16076		
PLENUM(1 DECK, AFT FR 59)	1MZ0	2.6	DECKHEAD			C212	36	36	INSULATION	NOTE 4	C061	30	30		WHITE 27925		
PLENUM(1 DECK, AFT FR 59)	1MZ0	3.1	FORWARD			C212	36	36			C061	30	30		WHITE 27925		
PLENUM(1 DECK, AFT FR 59)	1MZ0	2.3	AFT			C212	36	36	INSULATION	NOTE 4	C061	30	30		WHITE 27925		
PLENUM(1 DECK, AFT FR 59)	1MZ0	0.8	PORT			C212	36	36	INSULATION	NOTE 4	C061	30	30		WHITE 27925		
PLENUM(1 DECK, AFT FR 59)	1MZ0	1.4	STBD			C212	36	36	INSULATION	NOTE 4	C061	30	30		WHITE 27925		
PLENUM(1 DECK, AFT FR 59)	1MZ0	1.3	OTHERS								C061	30	30		GREY 16076	DADO (150mm HIGH)	
PLENUM(1 DECK, AFT FR 59)	1MZ2	1.1	ST DECK TRAFFIC			C413	125-150				C200	750-1000			GREY 36076		
PLENUM(1 DECK, AFT FR 59)	1MZ2	0.6	ST DECK NON TRAFFIC			C413 AND C045					C061 OR C177	30	30		GREY 16076		
PLENUM(1 DECK, AFT FR 59)	1MZ2	1.8	DECKHEAD			C212	36	36	INSULATION	NOTE 4	C061	30	30		WHITE 27925		
PLENUM(1 DECK, AFT FR 59)	1MZ2	0.6	FORWARD			C212	36	36			C061	30	30		WHITE 27925		
PLENUM(1 DECK, AFT FR 59)	1MZ2	0.6	AFT			C212	36	36	INSULATION	NOTE 4	C061	30	30		WHITE 27925		
PLENUM(1 DECK, AFT FR 59)	1MZ2	2.1	PORT			C212	36	36	INSULATION	NOTE 4	C061	30	30		WHITE 27925		
PLENUM(1 DECK, AFT FR 59)	1MZ2	2.1	STBD			C212	36	36	INSULATION	NOTE 4	C061	30	30		WHITE 27925		
PLENUM(1 DECK, AFT FR 59)	1MZ2	0.9	OTHERS								C061	30	30		GREY 16076	DADO (150mm HIGH)	
BRIDGE	01DA	66.5	ST DECK			C413	125-150			NOTE 15						BELOW FALSE DECK	
BRIDGE	01DA	71.8	DECKHEAD			C212	36	36	INSULATION	NOTE 5					WHITE 27925		
BRIDGE	01DA	19.5	FORWARD			C212	36	36	INSULATION	NOTE 5					GREEN 24670		
BRIDGE	01DA	35.4	AFT			C212	36	36	INSULATION	NOTE 5					GREEN 24670		
BRIDGE	01DA	31.4	PORT			C212	36	36	INSULATION	NOTE 5					GREEN 24670		
BRIDGE	01DA	31.5	STBD			C212	36	36	INSULATION	NOTE 5					GREEN 24670		
BRIDGE	01DA	76.4	SHELL EXT	76		C045	40				C411	30	30	30	GREY 26480		
CHART ROOM	01DB0	12.1	ST DECK			C413	125-150		DK COVERING								
CHART ROOM	01DB0	13.1	DECKHEAD			C212	36	36	INSULATION	NOTE 5					WHITE 27925		
CHART ROOM	01DB0	11.2	FORWARD			C212	36	36			C061	30	30		GREEN 24670		
CHART ROOM	01DB0	11.2	AFT			C212	36	36			C061	30	30		GREEN 24670		
CHART ROOM	01DB0	8.5	PORT			C212	36	36			C061	30	30		GREEN 24670		
CHART ROOM	01DB0	8.5	STBD			C212	36	36			C061	30	30		GREEN 24670		
FIRE CONTROL EQUIPMENT ROOM NO. 1	01DC0	11.8	ST DECK TRAFFIC			C413	125-150				C200	750-1000			GREY 36076		
FIRE CONTROL EQUIPMENT ROOM NO. 1	01DC0	8.9	ST DECK NON TRAFFIC			C413 AND C045					C061 OR C177	30	30		GREY 16076		
FIRE CONTROL EQUIPMENT ROOM NO. 1	01DC0	22.4	DECKHEAD			C212	36	36	INSULATION	NOTE 4	C061	30	30		WHITE 27925		
FIRE CONTROL EQUIPMENT ROOM NO. 1	01DC0	14.0	FORWARD			C212	36	36			C061	30	30		WHITE 27925		
FIRE CONTROL EQUIPMENT ROOM NO. 1	01DC0	14.0	AFT			C212	36	36			C061	30	30		WHITE 27925		
FIRE CONTROL EQUIPMENT ROOM NO. 1	01DC0	12.2	PORT								C061	30	30		WHITE 27925	JOINER BULKHEAD	
FIRE CONTROL EQUIPMENT ROOM NO. 1	01DC0	11.2	STBD			C212	36	36	INSULATION	NOTE 4	C061	30	30		WHITE 27925		
FIRE CONTROL EQUIPMENT ROOM NO. 1	01DC0	10.4	SHELL EXT	76		C045	40				C411	30	30	30	GREY 26480		

Title: Painting & Preservation Schedule			Dwg No: HFX-D28-396-000-01			Previous DND No. 8355538		Date: 2004-09-02			Rev: C				SHEET 71 OF 81	
Compartment			Surface	Inorganic Zinc Primer C171		Primer			Deck Covering/ Insulation	Ref Note	Finisher				Colour	Remarks
				1st Coat µm	2nd Coat µm	Spec	1st Coat µm	2nd Coat µm			Spec	1st Coat µm	2nd Coat µm	3rd Coat µm		
Name	DCZ	Area M²														
COMMUNICATION LOCKER	01DY1	0.7	ST DECK TRAFFIC			C413	125-150				C200	750-1000			GREY 36076	
COMMUNICATION LOCKER	01DY1	0.2	ST DECK NON TRAFFIC			C413 AND C045					C061 OR C177	30	30		GREY 16076	
COMMUNICATION LOCKER	01DY1	0.9	DECKHEAD			C212	36	36	INSULATION	NOTE 4	C061	30	30		WHITE 27925	
COMMUNICATION LOCKER	01DY1	2.2	FORWARD								C061	30	30		WHITE 27925	JOINER BULKHEAD
COMMUNICATION LOCKER	01DY1	2.4	AFT			C212	36	36			C061	30	30		WHITE 27925	
COMMUNICATION LOCKER	01DY1	2.4	PORT								C061	30	30		WHITE 27925	JOINER BULKHEAD
COMMUNICATION LOCKER	01DY1	2.6	STBD			C212	36	36			C061	30	30		WHITE 27925	
SEA HEAD	01DY3	1.8	ST DECK			C413	125-150		DK COVERING							
SEA HEAD	01DY3	1.9	DECKHEAD			C212	36	36	INSULATION	NOTE 4	C061	30	30		WHITE 27925	
SEA HEAD	01DY3	5.2	FORWARD								C061	30	30		GREY 27880	JOINER BULKHEAD
SEA HEAD	01DY3	5.6	AFT			C212	36	36			C061	30	30		GREY 27880	
SEA HEAD	01DY3	2.3	PORT			C212	36	36			C061	30	30		GREY 27880	
SEA HEAD	01DY3	2.5	STBD			C212	36	36	INSULATION	NOTE 4	C061	30	30		GREY 27880	CLEAR OF FIBREGLASS LINING. FOR FFH 330,331,332,334 & 335 APPLY 1 COAT 38 µm OF C021 TO THE DOUBLE LAYER OF FIBREGLASS, COLOUR TO BE GREY 27880. SEE NOTE 18 FOR FFH 333, 336 TO 341.
SEA HEAD	01DY3	2.3	SHELL EXT	76		C045	40				C411	30	30	30	GREY 26480	
RADAR ROOM NO. 1	01DZ0	10.0	ST DECK TRAFFIC			C413	125-150				C200	750-1000			GREY 36076	
RADAR ROOM NO. 1	01DZ0	5.4	ST DECK NON TRAFFIC			C413 AND C045					C061 OR C177	30	30		GREY 16076	
RADAR ROOM NO. 1	01DZ0	16.6	DECKHEAD			C212	36	36	INSULATION	NOTE 4	C061	30	30		WHITE 27925	
RADAR ROOM NO. 1	01DZ0	15.0	FORWARD			C212	36	36			C061	30	30		WHITE 27925	
RADAR ROOM NO. 1	01DZ0	14.0	AFT			C212	36	36			C061	30	30		WHITE 27925	
RADAR ROOM NO. 1	01DZ0	8.7	PORT								C061	30	30		WHITE 27925	JOINER BULKHEAD
RADAR ROOM NO. 1	01DZ0	8.4	STBD			C212	36	36	INSULATION	NOTE 4	C061	30	30		WHITE 27925	
RADAR ROOM NO. 1	01DZ0	7.8	SHELL EXT	76		C045	40				C411	30	30	30	GREY 26480	
LOBBY(FWD OF FR 16)	01DZ2	1.5	ST DECK			C413	125-150		DK COVERING							
LOBBY(FWD OF FR 16)	01DZ2	1.6	DECKHEAD			C212	36	36	INSULATION	NOTE 5					WHITE 27925	
LOBBY(FWD OF FR 16)	01DZ2	3.6	FORWARD			C212	36	36			C061	30	30		GREY 27880	
LOBBY(FWD OF FR 16)	01DZ2	3.6	AFT			C212	36	36			C061	30	30		GREY 27880	
LOBBY(FWD OF FR 16)	01DZ2	3.2	PORT			C212	36	36			C061	30	30		GREY 27880	
LOBBY(FWD OF FR 16)	01DZ2	3.2	STBD			C212	36	36			C061	30	30		GREY 27880	
LOBBY(FWD OF FR 16)	01DZ2	0.7	OTHERS								C061	30	30		GREY 16076	DADO(150mm HIGH)
LOBBY(FR 20.5 T0 FR 19)	01DZ2	4.5	ST DECK			C413	125-150		DK COVERING							
LOBBY(FR 20.5 T0 FR 19)	01DZ2	4.9	DECKHEAD			C212	36	36	INSULATION	NOTE 4	C061	30	30		WHITE 27925	
LOBBY(FR 20.5 T0 FR 19)	01DZ2	3.6	FORWARD			C212	36	36	INSULATION	NOTE 4	C061	30	30		GREY 27880	
LOBBY(FR 20.5 T0 FR 19)	01DZ2	4.5	AFT			C212	36	36	INSULATION	NOTE 4	C061	30	30		GREY 27880	
LOBBY(FR 20.5 T0 FR 19)	01DZ2	8.5	PORT			C212	36	36	INSULATION	NOTE 4	C061	30	30		GREY 27880	
LOBBY(FR 20.5 T0 FR 19)	01DZ2	8.7	STBD								C061	30	30		GREY 27880	JOINER BULKHEAD
LOBBY(FR 20.5 T0 FR 19)	01DZ2	7.9	SHELL EXT	76		C045	40				C411	30	30	30	GREY 26480	
LOBBY(FR 20.5 T0 FR 19)	01DZ2	1.4	OTHERS								C061	30	30		GREY 16076	DADO(150mm HIGH)
LOBBY(FR 19 TO FR 18)	01DZ2	9.6	ST DECK			C413	125-150		DK COVERING							
LOBBY(FR 19 TO FR 18)	01DZ2	11.4	DECKHEAD			C212	36	36	INSULATION	NOTE 4	C061	30	30		WHITE 27925	
LOBBY(FR 19 TO FR 18)	01DZ2	18.6	FORWARD			C212	36	36			C061	30	30		GREY 27880	
LOBBY(FR 19 TO FR 18)	01DZ2	21.2	AFT			C212	36	36			C061	30	30		GREY 27880	CLEAR OF JOINER BULKHEAD

Title: Painting & Preservation Schedule			Dwg No: HFX-D28-396-000-01			Previous DND No. 8355538		Date: 2004-09-02			Rev: C				SHEET 72 OF 81	
Compartment			Surface	Inorganic Zinc Primer C171		Primer			Deck Covering/ Insulation	Ref Note	Finisher				Colour	Remarks
				1st Coat µm	2nd Coat µm	Spec	1st Coat µm	2nd Coat µm			Spec	1st Coat µm	2nd Coat µm	3rd Coat µm		
Name	DCZ	Area M²														
LOBBY(FR 19 TO FR 18)	01DZ2	5.5	PORT			C212	36	36	INSULATION	NOTE 4	C061	30	30		GREY 27880	
LOBBY(FR 19 TO FR 18)	01DZ2	3.0	STBD			C212	36	36	INSULATION	NOTE 4	C061	30	30		GREY 27880	
LOBBY(FR 19 TO FR 18)	01DZ2	7.9	SHELL EXT	76		C045	40				C411	30	30	30	GREY 26480	
LOBBY(FR 19 TO FR 18)	01DZ2	2.6	OTHERS								C061	30	30		GREY 16076	DADO(150mm HIGH)
LOBBY(FR 18 TO FR 16)	01DZ2	5.9	ST DECK			C413	125-150		DK COVERING							
LOBBY(FR 18 TO FR 16)	01DZ2	6.4	DECKHEAD			C212	36	36	INSULATION	NOTE 4	C061	30	30		WHITE 27925	
LOBBY(FR 18 TO FR 16)	01DZ2	4.5	FORWARD			C212	36	36			C061	30	30		GREY 27880	
LOBBY(FR 18 TO FR 16)	01DZ2	4.5	AFT			C212	36	36			C061	30	30		GREY 27880	
LOBBY(FR 18 TO FR 16)	01DZ2	11.2	PORT			C212	36	36	INSULATION	NOTE 4	C061	30	30		GREY 27880	
LOBBY(FR 18 TO FR 16)	01DZ2	12.2	STBD								C061	30	30		GREY 27880	JOINER BULKHEAD
LOBBY(FR 18 TO FR 16)	01DZ2	10.4	SHELL EXT	76		C045	40				C411	30	30	30	GREY 26480	
LOBBY(FR 18 TO FR 16)	01DZ2	1.8	OTHERS								C061	30	30		GREY 16076	DADO(150mm HIGH)
ELECTRONIC WARFARE EQUIPMENT ROOM	01EA	10.2	ST DECK TRAFFIC			C413	125-150				C200	750-1000			GREY 36076	
ELECTRONIC WARFARE EQUIPMENT ROOM	01EA	5.8	ST DECK NON TRAFFIC			C413 AND C045					C061 OR C177	30	30		GREY 16076	
ELECTRONIC WARFARE EQUIPMENT ROOM	01EA	17.3	DECKHEAD			C212	36	36	INSULATION	NOTE 4	C061	30	30		WHITE 27925	
ELECTRONIC WARFARE EQUIPMENT ROOM	01EA	18.6	FORWARD			C212	36	36			C061	30	30		WHITE 27925	
ELECTRONIC WARFARE EQUIPMENT ROOM	01EA	18.6	AFT			C212	36	36			C061	30	30		WHITE 27925	
ELECTRONIC WARFARE EQUIPMENT ROOM	01EA	6.8	PORT			C212	36	36	INSULATION	NOTE 4	C061	30	30		WHITE 27925	
ELECTRONIC WARFARE EQUIPMENT ROOM	01EA	6.8	STBD			C212	36	36	INSULATION	NOTE 4	C061	30	30		WHITE 27925	
ELECTRONIC WARFARE EQUIPMENT ROOM	01EA	12.6	SHELL EXT	76		C045	40				C411	30	30	30	GREY 26480	
CHAFF MAGAZINE	01EB	10.5	ST DECK			C413	125-150		DK COVERING							
CHAFF MAGAZINE	01EB	11.3	DECKHEAD			C212	36	36	INSULATION	NOTE 4	C061	30	30		WHITE 27925	
CHAFF MAGAZINE	01EB	18.6	FORWARD			C212	36	36			C061	30	30		WHITE 27925	
CHAFF MAGAZINE	01EB	18.6	AFT			C212	36	36			C061	30	30		WHITE 27925	
CHAFF MAGAZINE	01EB	4.4	PORT			C212	36	36	INSULATION	NOTE 4	C061	30	30		WHITE 27925	
CHAFF MAGAZINE	01EB	4.4	STBD			C212	36	36	INSULATION	NOTE 4	C061	30	30		WHITE 27925	
CHAFF MAGAZINE	01EB	4.1	SHELL EXT	76		C045	40				C411	30	30	30	GREY 26480	
STBD FER UPTAKES(13200 G.T. FLAT TO 19600 G.T. FLAT)	01FZ1	15.8	ST DECK (13200 G.T. FLAT)	76		C045	40				C076	30	30		BLACK 17038	
STBD FER UPTAKES(13200 G.T. FLAT TO 19600 G.T. FLAT)	01FZ1	3.7	ST DECK (FUNNEL HOUSE TOP)	76		C045	40				C076	30	30		BLACK 17038	
STBD FER UPTAKES(13200 G.T. FLAT TO 19600 G.T. FLAT)	01FZ1	4.0	DECKHEAD (FUNNEL HOUSE TOP)	76					INSULATION		C076	30	30		GREY 26480	
STBD FER UPTAKES(13200 G.T. FLAT TO 19600 G.T. FLAT)	01FZ1	12.0	DECKHEAD (19600 G.T. FLAT)	76					INSULATION	NOTE 4	C076	30	30		BLACK 17038	
STBD FER UPTAKES(13200 G.T. FLAT TO 19600 G.T. FLAT)	01FZ1	23.9	FORWARD	76					INSULATION	NOTE 5					GREY 26480	
STBD FER UPTAKES(13200 G.T. FLAT TO 19600 G.T. FLAT)	01FZ1	98.9	AFT (INCLUDES PLENUM)	76		C045	40				C076	30	30		BLACK 17038	
STBD FER UPTAKES(13200 G.T. FLAT TO 19600 G.T. FLAT)	01FZ1	40.5	PORT	76					INSULATION	NOTE 5					GREY 26480	
STBD FER UPTAKES(13200 G.T. FLAT TO 19600 G.T. FLAT)	01FZ1	40.5	STBD	76					INSULATION	NOTE 5					GREY 26480	
STBD FER UPTAKES(13200 G.T. FLAT TO 19600 G.T. FLAT)	01FZ1	59.3	OUTSIDE OF FER UPTAKES	76		C045	40				C061	30	30	30	GREY 26480	
PORT FER UPTAKES(13200 G.T. FLAT TO 19600 G.T. FLAT)	01FZ2	15.8	ST DECK (13200 G.T. FLAT)	76		C045	40				C076	30	30		BLACK 17038	

Title: Painting & Preservation Schedule			Dwg No: HFX-D28-396-000-01			Previous DND No. 8355538			Date: 2004-09-02			Rev: C				SHEET 73 OF 81	
Compartment			Surface	Inorganic Zinc Primer C171		Primer			Deck Covering/ Insulation	Ref Note	Finisher				Colour	Remarks	
				1st Coat µm	2nd Coat µm	Spec	1st Coat µm	2nd Coat µm			Spec	1st Coat µm	2nd Coat µm	3rd Coat µm			
Name	DCZ	Area M²															
PORT FER UPTAKES(13200 G.T. FLAT TO 19600 G.T. FLAT)	01FZ2	3.7	ST DECK (FUNNEL HOUSE TOP)	76		C045	40				C076	30	30		BLACK 17038		
PORT FER UPTAKES(13200 G.T. FLAT TO 19600 G.T. FLAT)	01FZ2	4.0	DECKHEAD (FUNNEL HOUSE TOP)	76					INSULATION		C076	30	30		GREY 26480		
PORT FER UPTAKES(13200 G.T. FLAT TO 19600 G.T. FLAT)	01FZ2	12.0	DECKHEAD (19600 G.T. FLAT)	76					INSULATION	NOTE 4	C076	30	30		BLACK 17038		
PORT FER UPTAKES(13200 G.T. FLAT TO 19600 G.T. FLAT)	01FZ2	23.9	FORWARD	76					INSULATION	NOTE 5					GREY 26480		
PORT FER UPTAKES(13200 G.T. FLAT TO 19600 G.T. FLAT)	01FZ2	98.9	AFT(INCLUDES PLENUM)	76		C045	40				C076	30	30		BLACK 17038		
PORT FER UPTAKES(13200 G.T. FLAT TO 19600 G.T. FLAT)	01FZ2	40.5	PORT	76					INSULATION	NOTE 5					GREY 26480		
PORT FER UPTAKES(13200 G.T. FLAT TO 19600 G.T. FLAT)	01FZ2	40.5	STBD	76					INSULATION	NOTE 5					GREY 26480		
PORT FER UPTAKES(13200 G.T. FLAT TO 19600 G.T. FLAT)	01FZ2	59.3	OUTSIDE OF FER UPTAKES	76		C045	40				C061	30	30	30	GREY 26480		
AAMR CASING(01 DECK TO AAMR CASING TOP)	01GZ0	12.4	ST DECK (01 DECK)	76		C045	40				C076	30	30		GREY 26480		
AAMR CASING(01 DECK TO AAMR CASING TOP)	01GZ0	8.0	ST DECK (HANGAR TOP)	76		C045	40				C076	30	30		GREY 26480		
AAMR CASING(01 DECK TO AAMR CASING TOP)	01GZ0	8.6	DECKHEAD (HANGAR TOP)	76					INSULATION	NOTE 4	C076	30	30		GREY 26480		
AAMR CASING(01 DECK TO AAMR CASING TOP)	01GZ0	4.6	AAMR CASING TOP UNDERSIDE	76					INSULATION	NOTE 4	C076	30	30		GREY 26480		
AAMR CASING(01 DECK TO AAMR CASING TOP)	01GZ0	21.3	FORWARD	76					INSULATION	NOTE 5					GREY 26480		
AAMR CASING(01 DECK TO AAMR CASING TOP)	01GZ0	26.4	AFT	76					INSULATION	NOTE 5					GREY 26480		
AAMR CASING(01 DECK TO AAMR CASING TOP)	01GZ0	17.6	PORT	76					INSULATION	NOTE 5					GREY 26480		
AAMR CASING(01 DECK TO AAMR CASING TOP)	01GZ0	16.6	STBD	76					INSULATION	NOTE 5					GREY 26480		
AAMR CASING(01 DECK TO AAMR CASING TOP)	01GZ0	4.3	AAMR CASING TOP	76		C045	40				C411	30	30	30	GREY 26480		
AAMR CASING(01 DECK TO AAMR CASING TOP)	01GZ0	46.5	AAMR CASING EXTERIOR	76		C045	40				C411	30	30	30	GREY 26480		
ENGINEER'S STORE	01GZ1	2.8	ST DECK TRAFFIC			C413	125-150				C200	750-1000			GREY 36076		
ENGINEER'S STORE	01GZ1	3.6	ST DECK NON TRAFFIC			C413 AND C045					C061 OR C177	30	30		GREY 16076		
ENGINEER'S STORE	01GZ1	3.1	DECKHEAD			C212	36	36	INSULATION	NOTE 4	C061	30	30		WHITE 27925		
ENGINEER'S STORE	01GZ1	4.2	FORWARD														
ENGINEER'S STORE	01GZ1	9.3	AFT			C212	36	36			C061	30	30		WHITE 27925		
ENGINEER'S STORE	01GZ1	11.4	PORT			C212	36	36			C061	30	30		WHITE 27925		
ENGINEER'S STORE	01GZ1	13.2	STBD			C212	36	36	INSULATION	NOTE 4	C061	30	30		WHITE 27925		
ENGINEER'S STORE	01GZ1	18.9	SHELL EXT	76		C045	40				C411	30	30	30	GREY 26480		
ENGINEER'S STORE	01GZ1	9.4	OTHERS								C061	30	30		GREY 16076	DADO (900mm HIGH)	
CIWS MAGAZINE	01JA1	6.1	ST DECK TRAFFIC			C413	125-150				C200	750-1000			GREY 36076		
CIWS MAGAZINE	01JA1	5.8	ST DECK NON TRAFFIC			C413 AND C045					C061 OR C177	30	30		GREY 16076		

Title: Painting & Preservation Schedule			Dwg No: HFX-D28-396-000-01			Previous DND No. 8355538		Date: 2004-09-02			Rev: C				SHEET 74 OF 81		
Compartment			Surface	Inorganic Zinc Primer C171		Primer			Deck Covering/ Insulation	Ref Note	Finisher				Colour	Remarks	
				1st Coat µm	2nd Coat µm	Spec	1st Coat µm	2nd Coat µm			Spec	1st Coat µm	2nd Coat µm	3rd Coat µm			
Name	DCZ	Area M²															
CIWS MAGAZINE	01JA1	9.7	DECKHEAD			C212	36	36	INSULATION	NOTE 4	C061	30	30		WHITE 27925		
CIWS MAGAZINE	01JA1	12.6	FORWARD			C212	36	36	INSULATION	NOTE 4	C061	30	30		WHITE 27925		
CIWS MAGAZINE	01JA1	8.3	AFT			C212	36	36	INSULATION	NOTE 4	C061	30	30		WHITE 27925		
CIWS MAGAZINE	01JA1	25.8	PORT			C212	36	36			C061	30	30		WHITE 27925		
CIWS MAGAZINE	01JA1	15.6	STBD			C212	36	36	INSULATION	NOTE 4	C061	30	30		WHITE 27925		
CIWS MAGAZINE	01JA1	22.6	SHELL EXT	76		C045	40				C411	30	30	30	GREY 26480		
CIWS MAGAZINE	01JA1	2.5	OTHERS								C061	30	30		GREY 16076	DADO (150mm HIGH)	
SONOBUOY STORE NO. 1	01JA2	5.2	ST DECK TRAFFIC			C413	125-150				C200	750-1000			GREY 36076		
SONOBUOY STORE NO. 1	01JA2	4.6	ST DECK NON TRAFFIC			C413 AND C045					C061 OR C177	30	30		GREY 16076		
SONOBUOY STORE NO. 1	01JA2	7.7	DECKHEAD			C212	36	36	INSULATION	NOTE 4	C061	30	30		WHITE 27925		
SONOBUOY STORE NO. 1	01JA2	12.7	FORWARD			C212	36	36	INSULATION	NOTE 4	C061	30	30		WHITE 27925		
SONOBUOY STORE NO. 1	01JA2	7.8	AFT								C061	30	30		WHITE 27925	JOINER BULKHEAD	
SONOBUOY STORE NO. 1	01JA2	13.7	PORT								C061	30	30		WHITE 27925	JOINER BULKHEAD	
SONOBUOY STORE NO. 1	01JA2	23.9	STBD			C212	36	36			C061	30	30		WHITE 27925		
SONOBUOY STORE NO. 1	01JA2	18.8	SHELL EXT	76		C045	40				C411	30	30	30	GREY 26480		
SONOBUOY STORE NO. 1	01JA2	13.1	OTHERS								C061	30	30		GREY 16076	DADO (900mm HIGH)	
SPORTS GEAR STORE	01JZ1	6.9	ST DECK TRAFFIC			C413	125-150				C200	750-1000			GREY 36076		
SPORTS GEAR STORE	01JZ1	5.5	ST DECK NON TRAFFIC			C413 AND C045					C061 OR C177	30	30		GREY 16076		
SPORTS GEAR STORE	01JZ1	8.6	DECKHEAD			C212	36	36	INSULATION	NOTE 4	C061	30	30		WHITE 27925		
SPORTS GEAR STORE	01JZ1	15.8	FORWARD			C212	36	36		NOTE 4	C061	30	30		WHITE 27925	PART INSULATION	
SPORTS GEAR STORE	01JZ1	14.3	AFT			C212	36	36	INSULATION	NOTE 4	C061	30	30		WHITE 27925		
SPORTS GEAR STORE	01JZ1	25.3	PORT			C212	36	36		NOTE 4	C061	30	30		WHITE 27925	PART INSULATION	
SPORTS GEAR STORE	01JZ1	18.3	STBD			C212	36	36	INSULATION	NOTE 4	C061	30	30		WHITE 27925		
SPORTS GEAR STORE	01JZ1	52.5	SHELL EXT	76		C045	40				C411	30	30	30	GREY 26480		
SPORTS GEAR STORE	01JZ1	16.8	OTHERS								C061	30	30		GREY 16076	DADO (900mm HIGH)	
FDCR & DC SECTION BASE NO. 3	01JZ2	26.1	ST DECK			C413	125-150		DK COVERING								
FDCR & DC SECTION BASE NO. 3	01JZ2	20.8	DECKHEAD			C212	36	36	INSULATION		C061	30	30		WHITE 27925		
FDCR & DC SECTION BASE NO. 3	01JZ2	17.8	FORWARD			C212	36	36			C061	30	30		WHITE 27925	CLEAR OF JOINER BULKHEAD	
FDCR & DC SECTION BASE NO. 3	01JZ2	16.2	AFT			C212	36	36	INSULATION	NOTE 5					WHITE 27925		
FDCR & DC SECTION BASE NO. 3	01JZ2	19.0	PORT			C212	36	36	INSULATION	NOTE 5					WHITE 27925		
FDCR & DC SECTION BASE NO. 3	01JZ2	35.5	STBD			C212	36	36			C061	30	30		WHITE 27925	CLEAR OF JOINER BULKHEAD	
FDCR & DC SECTION BASE NO. 3	01JZ2	67.9	SHELL EXT	76		C045	40				C411	30	30	30	GREY 26480		
E.C.M. COMPARTMENT	02EA	14.0	ST DECK TRAFFIC			C413	125-150				C200	750-1000			GREY 36076		
E.C.M. COMPARTMENT	02EA	10.7	ST DECK NON TRAFFIC			C413 AND C045					C061 OR C177	30	30		GREY 16076		
E.C.M. COMPARTMENT	02EA	17.9	DECKHEAD			C212	36	36	INSULATION	NOTE 4	C061	30	30		WHITE 27925		
E.C.M. COMPARTMENT	02EA	22.0	FORWARD			C212	36	36	INSULATION	NOTE 4	C061	30	30		WHITE 27925		
E.C.M. COMPARTMENT	02EA	22.4	AFT			C212	36	36			C061	30	30		WHITE 27925		
E.C.M. COMPARTMENT	02EA	14.4	PORT			C212	36	36	INSULATION	NOTE 4	C061	30	30		WHITE 27925		
E.C.M. COMPARTMENT	02EA	14.4	STBD			C212	36	36	INSULATION	NOTE 4	C061	30	30		WHITE 27925		
E.C.M. COMPARTMENT	02EA	76.2	HOUSE SIDES OF E.C.M. COMP	76		C045	40				C411	30	30	30	GREY 26480		
E.C.M. COMPARTMENT	02EA	1.9	COMPT TOP TRAFFIC			C413	125-150				C200	750-1000			GREY 36076		

Title: Painting & Preservation Schedule			Dwg No: HFX-D28-396-000-01			Previous DND No. 8355538			Date: 2004-09-02			Rev: C				SHEET 75 OF 81	
Compartment			Surface	Inorganic Zinc Primer C171		Primer			Deck Covering/ Insulation	Ref Note	Finisher				Colour	Remarks	
				1st Coat µm	2nd Coat µm	Spec	1st Coat µm	2nd Coat µm			Spec	1st Coat µm	2nd Coat µm	3rd Coat µm			
Name	DCZ	Area M²															
E.C.M. COMPARTMENT	02EA	14.7	COMPT TOP NON-TRAFFIC			C413 AND C045						C061 OR C177	30	30	30	GREY 16076	
FER UPTAKES(19600 G.T. FLAT TO TOP OF FUNNEL)	02FZ	22.3	ST DECK (19600 G.T. FLAT)	76		C045	40					C076	30	30		BLACK 17038	
FER UPTAKES(19600 G.T. FLAT TO TOP OF FUNNEL)	02FZ	21.2	FER UPTAKES TOP UNDERSIDE	76		C045	40					C076	30	30		BLACK 17038	
FER UPTAKES(19600 G.T. FLAT TO TOP OF FUNNEL)	02FZ	25.5	FORWARD	76		C045	40					C076	30	30		BLACK 17038	
FER UPTAKES(19600 G.T. FLAT TO TOP OF FUNNEL)	02FZ	21.1	AFT	76		C045	40					C076	30	30		BLACK 17038	
FER UPTAKES(19600 G.T. FLAT TO TOP OF FUNNEL)	02FZ	18.6	PORT	76		C045	40					C076	30	30		BLACK 17038	
FER UPTAKES(19600 G.T. FLAT TO TOP OF FUNNEL)	02FZ	18.6	STBD	76		C045	40					C076	30	30		BLACK 17038	
FER UPTAKES(19600 G.T. FLAT TO TOP OF FUNNEL)	02FZ	77.4	OUTSIDE OF FER UPTAKES	76		C045	40					C411	30	30	30	GREY 26480	
WEATHER DECK, HANGAR TOP (FR 37.5 TO FR 48)	02J	112.6	ST DECK TRAFFIC			C413	125-150					C200	750-1000			GREY 36076	
WEATHER DECK, HANGAR TOP (FR 37.5 TO FR 48)	02J	38.4	ST DECK NON TRAFFIC			C413 AND C045						C061 OR C177	30	30		GREY 16076	
1 DECK, WEATHER DECK (FR 12 TO FWD)	N/A	128.2	ST DECK TRAFFIC			C413	125-150					C200	750-1000			GREY 36076	
1 DECK, WEATHER DECK (FR 12 TO FWD)	N/A	42.7	ST DECK NON TRAFFIC			C413 AND C045						C061 OR C177	30	30	30	GREY 16076	
1 DECK, WEATHER DECK (FR 20.75 TO FR 40)	N/A	267.9	ST DECK TRAFFIC			C413	125-150					C200	750-1000			GREY 36076	
1 DECK, WEATHER DECK (FR 20.75 TO FR 40)	N/A	107.3	ST DECK NON TRAFFIC			C413 AND C045						C061 OR C177	30	30		GREY 16076	
1 DECK, WEATHER DECK (FR 48 TO FR 59)	N/A	341.4	ST DECK			C413	125-150					C200	750-1000			GREY 36076	
1 DECK, WEATHER DECK (FR 59 TO TRANSOM)	N/A	73.3	ST DECK TRAFFIC			C413	125-150					C200	750-1000			GREY 36076	
1 DECK, WEATHER DECK (FR 59 TO TRANSOM)	N/A	38.9	ST DECK NON TRAFFIC			C413 AND C045						C061 OR C177	30	30		GREY 16076	
1 DECK, WEATHER DECK (LSO COMPT CANOPY)	N/A	2.5	SHELL EXT	76		C045	40					C411	30	30	30	GREY 26480	
01 DECK, WEATHER DECK (FR 12 TO FR 22)	N/A	47.4	ST DECK TRAFFIC			C413	125-150					C200	750-1000			GREY 36076	
01 DECK, WEATHER DECK (FR 12 TO FR 22)	N/A	90.0	ST DECK NON TRAFFIC			C413 AND C045						C061 OR C177	30	30		GREY 16076	
01 DECK, WEATHER DECK (FR 39 TO FR 45)	N/A	41.9	ST DECK TRAFFIC			C413	125-150					C200	750-1000			GREY 36076	
01 DECK, WEATHER DECK (FR 39 TO FR 45)	N/A	30.6	ST DECK NON TRAFFIC			C413 AND C045						C061 OR C177	30	30		GREY 16076	
02 DECK, WEATHER DECK, BRIDGE TOP (FR 12 TO FR 20.5)	N/A	126.0	ST DECK TRAFFIC			C413	125-150					C200	750-1000			GREY 36076	
02 DECK, WEATHER DECK, BRIDGE TOP (FR 12 TO FR 20.5)	N/A	23.2	ST DECK NON TRAFFIC			C413 AND C045						C061 OR C177	30	30		GREY 16076	
AAMR CASING TOP (FR 48 -36)	N/A	N/A		76		C045	40					C411	30	30	30	GREY 26480	
ACCOMM LADDER STEP PLATE - BASE	N/A	N/A				C212	36	36				C411	30	30	30	GREY 26480	
ACCOMM LADDER STEP PLATE - LETTERS	N/A	N/A				C212	36	36				C061	30	30		BLACK 17038	
AIR SEARCH RADAR MAST	N/A	N/A		76		C045	40					C411	30	30	30	GREY 26480	EXTERIOR
ANCHOR	N/A	N/A		76		C045	40					C411	30	30	30	GREY 26480	
ANCHOR CHAIN	N/A	N/A		76		C045	40					C061	30	30	30	WHITE 27925	ONE COAT BOILED LINSEED OIL C002 (VENDOR APPLIED) REF DWG NO 5

Title: Painting & Preservation Schedule			Dwg No: HFX-D28-396-000-01			Previous DND No. 8355538			Date: 2004-09-02			Rev: C				SHEET 76 OF 81	
Compartment			Surface	Inorganic Zinc Primer C171		Primer			Deck Covering/ Insulation	Ref Note	Finisher				Colour	Remarks	
				1st Coat µm	2nd Coat µm	Spec	1st Coat µm	2nd Coat µm			Spec	1st Coat µm	2nd Coat µm	3rd Coat µm			
Name	DCZ	Area M²															
ANCHOR CHAIN	N/A	N/A		76		C045	40				C061	30	30	30	RED 11350	ONE COAT BOILED LINSEED OIL C002 (VENDOR APPLIED) REF DWG NO 5	
ANCHOR CHAIN	N/A	N/A		76		C045	40				C061	30	30	30	BLUE 15052	ONE COAT BOILED LINSEED OIL C002 (VENDOR APPLIED) REF DWG NO 5	
AWNING STANCHIONS	N/A	N/A				C045	40				C061	30	30	30	WHITE 27925		
BILGE KEELS	N/A	N/A														TWICE FILLED & DRAINED WITH C161 ALLOWING 24 HOURS BETWEEN COATS	
BOAT DAVIT (FR 36 - 28)	N/A	N/A		76		C045	40				C411	30	30	30	GREY 26480		
BOLLARDS, FAIRLEADS, EYEPADS & CLEATS - WEATHER DECK	N/A	N/A		76		C045	40				C061	30	30	30	BLACK 17038		
BREAKWATER (FR 12 TO FWD)	N/A	N/A		76		C045	40				C411	30	30	30	GREY 26480		
BULLRING (FR 12 TO FWD)	N/A	N/A		76		C045	40				C061	30	30	30	BLACK 17038		
C5 SONAR HYDRAULIC DOWN-LOCK ASSY, CYLINDER HOUSING ONLY	N/A	N/A				INTERGARD 251	62				INTERGARD 740	45			GREY 26480	DEGREASE WITH C070 PRIOR TO PAINTING	
C5 SONAR HYDRAULIC DOWN-LOCK ASSY, EXCL CYLINDER HOUSING + ROD	N/A	N/A				C212	36	36			C061	30	30	30	GREY 26480		
CABLE HANGERS	N/A	N/A				C212	36				C061	30	30			FINISH COLOURS TO BE THE SAME AS THE ADJACENT STRUCTURE	
CHAIN PIPE (INTERIOR)	N/A	N/A		76		C183	64										
CHAIN PIPE BOLSTER (FR 12 TO FWD)	N/A	N/A		76		C045	40				C061	30	30	30	BLACK 17038		
COVERING (DECK COVERING)	N/A	N/A									C061	30	30		GREY 16076	FINISH COLOURS TO BE THE SAME AS THE ADJACENT STRUCTURE	
CRPP HYDRAULIC COMPONENTS - HUBS (INTERNAL), OIL TUBES (OUTER SURFACES)	N/A	N/A														PAINTED WITH KERATOL KD3 PAINT	
DECK MARKINGS (VERTREP) (FR 12 TO FWD)	N/A	N/A									C177	30			YELLOW 13655	REFER TO SPEC B-OG-282-000/FP-000 (SHOP) & STANAG 1162	
DOORS (JOINER)	N/A	N/A		76		C045	40				C061	30	30			A COATING SYSTEM AND COLOUR SCHEME IDENTICAL TO THE PAINTED SURROUNDING SURFACE WHEN IN THE CLOSED POSITION	
DOORS WT & AT	N/A	N/A		76		C045	40									A COATING SYSTEM AND COLOUR SCHEME IDENTICAL TO THE PAINTED SURROUNDING SURFACE WHEN IN THE CLOSED POSITION	
DRAFT MARKS - ABOVE BOOT TOPPING	N/A	N/A									C061	30	30		BLACK 17038		
DRAFT MARKS - FROM TOP OF BOOT TOPPING DOWN TO KEEL	N/A	N/A									C061	30	30		WHITE 27925		
DRAFT MARKS - PENNANT NUMBERS	N/A	N/A									C061	30	30		BLACK 17038		
EDFW EXPANSION TANK	N/A	N/A									C021	125			WHITE		
EDFW EXPANSION TANK	N/A	N/A									C021		125		GREY		
EDFW EXPANSION TANK	N/A	N/A									C021			125	WHITE		
ENGINE CASING EXTERIOR (FR 36 - 28)	N/A	N/A		76		C045	40				C411	30	30	30	GREY 26480		
ENSIGN STAFF (AFT - FR 48)	N/A	N/A				C045	40				C061	30	30	30	WHITE 27925		
EXTERIOR DOORS/HATCHES - FLASHING	N/A	N/A				C045	40				C061	30	30		BLACK 17038		
EXTERIOR DOORS/HATCHES - LEVER NUTS FOR FABRICATED LOCKERS	N/A	N/A				C183	64				C207	125			GREY		
EXTERIOR DOORS/HATCHES - WOODEN RAMPS FOR HATCH COAMINGS	N/A	N/A				C099	14	18		NOTE 19	C099	22	22	22	CLEAR	NON-SLIP AGGEGATE TO BE ADDED TO FIRST FINISHER COAT	

Title: Painting & Preservation Schedule			Dwg No: HFX-D28-396-000-01			Previous DND No. 8355538			Date: 2004-09-02			Rev: C				SHEET 77 OF 81	
Compartment			Surface	Inorganic Zinc Primer C171		Primer			Deck Covering/ Insulation	Ref Note	Finisher				Colour	Remarks	
				1st Coat µm	2nd Coat µm	Spec	1st Coat µm	2nd Coat µm			Spec	1st Coat µm	2nd Coat µm	3rd Coat µm			
Name	DCZ	Area M²															
EXTERIOR OF VENTILATION & AIR-CONDITIONING TRUNKING (ALUM) - INSULATED	N/A	N/A				C045	40		INSULATION	NOTE 4					FINISH COLOURS TO BE THE SAME AS THE ADJACENT STRUCTURE		
EXTERIOR OF VENTILATION & AIR-CONDITIONING TRUNKING (ALUM) - NOT INSULATED	N/A	N/A				C045	40								FINISH COLOURS TO BE THE SAME AS THE ADJACENT STRUCTURE		
EXTERIOR OF VENTILATION & AIR-CONDITIONING TRUNKING (STEEL) - INSULATED	N/A	N/A				C212	36		INSULATION	NOTE 4					FINISH COLOURS TO BE THE SAME AS THE ADJACENT STRUCTURE		
EXTERIOR OF VENTILATION & AIR-CONDITIONING TRUNKING (STEEL) - NOT INSULATED	N/A	N/A				C212	36								FINISH COLOURS TO BE THE SAME AS THE ADJACENT STRUCTURE		
FAMR CASING TOP & ECM COMPARTMENT TOP (FR 28 - 12)	N/A	N/A		76		C045	40				C411	30	30	30	GREY 26480		
FISH TAIL GUIDE BARS (AFT - FR 48)	N/A	N/A		76		C045	40				C061	30	30	30	GREEN 14120		
FLAG STAFF (FR 12 TO FWD)	N/A	N/A				C045	40				C061	30	30	30	WHITE 27925		
FLIGHT DECK MARKINGS (AFT - FR 48)	N/A	N/A	3600-05A								C177	30	30		YELLOW 13655 REFER TO SPEC D0003/F/6000/B-0G-282-000/FP-000 AND STANAG 1162		
FLIGHT DECK MARKINGS (AFT - FR 48)	N/A	N/A	3600-05B								C177	30	30		WHITE 17925 REFER TO SPEC D0003/F/6000/B-0G-282-000/FP-000 AND STANAG 1162		
FOUNDATIONS & BACKGROUND (FR 28 - 12)	N/A	N/A		76		C045	40				C061	30	30	30	BLACK 17038		
FUNNEL EXTERIOR (FR 36 - 28)	N/A	N/A		76		C045	40				C411	30	30	30	GREY 26480		
FUNNEL TOP (FR 36 - 28)	N/A	N/A		76		C045	40				C076	30	30	30	BLACK 17038		
GASOLINE CANISTER STOWAGE RACK (FR 48-36)	N/A	N/A		76		C045	40				C411	30	30	30	GREY 26480		
GUARD RAIL STANCHIONS & LIFELINES - EXTERIOR	N/A	N/A				C045	40				C061	30	30	30	WHITE 27925		
GUN SEAT NO.1 DECK (FR 12 TO FWD)	N/A	N/A	INTERIOR SURFACE	76							C207	125			GREY		
GUN SEAT NO.1 DECK (FR 12 TO FWD)	N/A	N/A	INTERIOR SURFACE	76							C207		125		WHITE		
GUN SEAT NO.1 DECK (FR 12 TO FWD)	N/A	N/A	EXTERIOR SURFACE	76		C045	40				C411	30	30	30	GREY 16076		
HANGAR FACE & TOP MARKINGS (FR 48 - 36)	N/A	N/A									C061	30			YELLOW 13655 REFER TO SPEC D0003/F/6000/B-0G-282-000/FP-000 AND STANAG 1162		
HANGAR SIDES (AFT EXTERIOR SHELL)	N/A	N/A		76		C045	40				C411	30	30	30	GREY 26480		
HATCHES- EXTERIOR	N/A	N/A		76		C045	40				C411	30	30	30	GREY 26480		
HATCHES -EXTERIOR, FUNNEL TOP W.T. FLAT	N/A	N/A		76		C045	40				C076	30	30		BLACK 17038		
HATCHES -TOPSIDE	N/A	N/A		76		C045	40				C061	30	30		A COATING SYSTEM AND COLOUR SCHEME IDENTICAL TO THE PAINTED SURROUNDING SURFACE WHEN IN THE CLOSED POSITION		
HATCHES -UNDERSIDE	N/A	N/A				C212	36	36			C061	30	30		WHITE 27925 A COATING SYSTEM AND COLOUR SCHEME IDENTICAL TO THE PAINTED SURROUNDING SURFACE WHEN IN THE CLOSED POSITION		
HAWSE PIPE BOLSTER (FR 12 TO FWD)	N/A	N/A		76		C045	40				C061	30	30	30	BLACK 17038		
HAWSE PIPE -INTERIOR	N/A	N/A		76		C183	64										
HELICOPTER TROUGH & DRAINS (AFT - FR 48)	N/A	N/A		76		C045	40				C061	30	30	30	GREEN 16076 WHERE FINISHER COATS ARE REQUIRED I.E. TOP PLATES		
HIGH TEMPERATURE DUCTING (INSULATED) - AUXILIARY BOILERS	N/A	N/A				C143	25	25	INSULATION	NOTE 4	C076	30	30		GREY 26480		
HIGH TEMPERATURE DUCTING (INSULATED) - CRUISE ENGINES (DIESEL)	N/A	N/A				C143	25	25	INSULATION	NOTE 4	C076	30	30		GREY 26480		

Title: Painting & Preservation Schedule			Dwg No: HFX-D28-396-000-01			Previous DND No. 8355538		Date: 2004-09-02			Rev: C				SHEET 78 OF 81		
Compartment			Surface	Inorganic Zinc Primer C171		Primer			Deck Covering/ Insulation	Ref Note	Finisher				Colour	Remarks	
				1st Coat µm	2nd Coat µm	Spec	1st Coat µm	2nd Coat µm			Spec	1st Coat µm	2nd Coat µm	3rd Coat µm			
Name		DCZ	Area M²														
HIGH TEMPERATURE DUCTING (INSULATED) - DIESEL GENERATOR		N/A	N/A				C143	25	25	INSULATION	NOTE 4	C076	30	30		GREY 26480	
HIGH TEMPERATURE DUCTING (INSULATED) - INCINERATOR		N/A	N/A				C143	25	25	INSULATION	NOTE 4	C076	30	30		GREY 26480	
HIGH TEMPERATURE DUCTING (INSULATED) - MAIN ENGINES (GAS TURBINES) S, ST		N/A	N/A							INSULATION	NOTE 4	C076	30	30		GREY 26480	
HOSE RACK (FIRE FIGHTING)		N/A	N/A				C045	40				C061	30	30	30	RED 11350	FINISH COLOURS TO BE THE SAME AS THE ADJACENT STRUCTURE
HOUSE FRONT -EXTERIOR (FR 12 TO FWD)		N/A	N/A		76		C045	40				C411	30	30	30	GREY 26480	
HOUSE SIDES -EXTERIOR (FR 48 - 36)		N/A	N/A		76		C045	40				C411	30	30	30	GREY 26480	
HOUSE SIDES -EXTERIOR, 1 DK TO 01 DK, 01 DK TO 02 DK, 02 DK TO TOP OF ECM COMPARTMENT & FAMR CASING		N/A	N/A		76		C045	40				C411	30	30	30	GREY 26480	
IDENTIFICATION & CBRND RISK MARKINGS		N/A	N/A									C061	30			RED 11350	
IDENTIFICATION & CBRND RISK MARKINGS		N/A	N/A									C061	30			BLUE 15052	
IDENTIFICATION & CBRND RISK MARKINGS		N/A	N/A									C061	30			ORANGE 12473	
IDENTIFICATION & CBRND RISK MARKINGS		N/A	N/A									C061	30			BLACK 17038	
IDENTIFICATION & CBRND RISK MARKINGS		N/A	N/A									C061	30			YELLOW 13538	
IDENTIFICATION & CBRND RISK MARKINGS		N/A	N/A									C061	30			GREEN 14120	
INTERIOR OF THE SONAR DOME FAIRING BAND		N/A	N/A									C207	SEE REMARKS			BUFF	D.F.T. PER COAT IS 125-150 MICRONS
INTERIOR OF THE SONAR DOME FAIRING BAND		N/A	N/A									C207		SEE REMARKS		OFF-WHITE	D.F.T. PER COAT IS 125-150 MICRONS
INTERIOR OF VENTILATION & AIR-CONDITIONING TRUNKING (ALUM) (PRIMED ONLY PRIOR TO ERECTION)		N/A	N/A				C045	40									FINISH COLOURS TO BE THE SAME AS THE ADJACENT STRUCTURE
INTERIOR OF VENTILATION & AIR-CONDITIONING TRUNKING (STEEL) (PRIMED ONLY PRIOR TO ERECTION)		N/A	N/A				C212	36									FINISH COLOURS TO BE THE SAME AS THE ADJACENT STRUCTURE
JP5 FUEL SUMP TANK		N/A	N/A									C193	125			GREY	
JP5 FUEL SUMP TANK		N/A	N/A									C193		125		WHITE	
LADDERS & STAIRWAYS -EXTERIOR		N/A	N/A		76		C045	40				C411	30	30	30	GREY 26480	
LADDERS, SLOPED -INTERIOR		N/A	N/A				C212	36	36			C061	30	30		GREY 16076	TREADS-UNPAINTED
LADDERS, VERTICAL -INTERIOR		N/A	N/A				C212	36	36			C061	30	30		GREY 16076	OUTSIDE OF TANKS
MAIN FEED TANK, GREY WATER TANKS		N/A	N/A									C207	SEE REMARK			BUFF	D.F.T. PER COAT IS 125-150 MICRONS
MAIN FEED TANK, GREY WATER TANKS		N/A	N/A									C207		SEE REMARK		OFF-WHITE	D.F.T. PER COAT IS 125-150 MICRONS
MAIN MAST		N/A	N/A		76		C045	40				C411	30	30	30	GREY 26480	
MAIN MAST		N/A	N/A	LEGS INTERIOR			5769	40	40							RED	RUST-O-CRYLIC (FFH330 TO FFH332). PRIOR TO LEG ACCESS PLATES BEING CLOSED, A ZERUST PIPE STRIP CODE NUMBER PS-2-16 IS TO BE INSTALLED AND ACTIVATED IN ACCORDANCE WITH MANUFACTURERS INSTRUCTIONS.

Title: Painting & Preservation Schedule			Dwg No: HFX-D28-396-000-01			Previous DND No. 8355538		Date: 2004-09-02			Rev: C				SHEET 79 OF 81	
Compartment			Surface	Inorganic Zinc Primer C171		Primer			Deck Covering/ Insulation	Ref Note	Finisher				Colour	Remarks
				1st Coat µm	2nd Coat µm	Spec	1st Coat µm	2nd Coat µm			Spec	1st Coat µm	2nd Coat µm	3rd Coat µm		
Name	DCZ	Area M²														
MAIN MAST	N/A	N/A	LEGS INTERIOR			5269	40	40							RUST-O-CRYLIC (FFH333 TO FFH341) PRIOR TO LEG ACCESS PLATES BEING CLOSED, A ZERUST PIPE STRIP CODE NUMBER PS-2-16 IS TO BE INSTALLED AND ACTIVATED IN ACCORDANCE WITH MANUFACTURERS INSTRUCTIONS.	
MAIN MAST	N/A	N/A	CATWALKS/ PLATFORMS			C413	125-150				C200	750-1000			GREY 36076	
MAIN MAST - INTERIOR (MAIN SUPPORT LEGS)	N/A	N/A									5769	40	40			
MANHOLE COVERS (TOP)	N/A	N/A				C212	36	36			C061	30	30		A COATING SYSTEM AND COLOUR SCHEME IDENTICAL TO THE PAINTED SURROUNDING SURFACE WHEN IN THE CLOSED POSITION	
MAPLE LEAFS	N/A	N/A				C045	40				C061	30	30	30	RED 11310	
MOORING CHAIN	N/A	N/A		76		C045	40				C061	30	30	30	ONE COAT BOILED LINSEED OIL C002 (VENDOR APPLIED) REF DWG NO 5	
NAVIGATION LIGHT SCREENS - PORT	N/A	N/A				C045	40				C061	30	30		BLACK 17038	
NAVIGATION LIGHT SCREENS - STBD	N/A	N/A				C045	40				C061	30	30		BLACK 17038	
PIPING SYSTEMS, COPPER & COPPER NICKEL COLD (INSULATED)	N/A	N/A							INSULATION	NOTE 4	C061	30	30		FINISH COLOURS TO BE THE SAME AS THE ADJACENT STRUCTURE	
PIPING SYSTEMS, COPPER & COPPER NICKEL COLD (PAINTED)	N/A	N/A				C045	40				C061	30	30		FINISH COLOURS TO BE THE SAME AS THE ADJACENT STRUCTURE	
PIPING SYSTEMS, COPPER & COPPER NICKEL HOT (INSULATED)	N/A	N/A							INSULATION	NOTE 4	C061	30	30		FINISH COLOURS TO BE THE SAME AS THE ADJACENT STRUCTURE	
PIPING SYSTEMS, COPPER & COPPER NICKEL HOT (PAINTED)	N/A	N/A				C143	25	25							FINISH COLOURS TO BE THE SAME AS THE ADJACENT STRUCTURE	
PIPING SYSTEMS, MONEL, COLD (PAINTED)	N/A	N/A				C045	40				C061	30	30		FINISH COLOURS TO BE THE SAME AS THE ADJACENT STRUCTURE	
PIPING SYSTEMS, MONEL, HOT (PAINTED)	N/A	N/A									C076	30	30		FINISH COLOURS TO BE THE SAME AS THE ADJACENT STRUCTURE	
PIPING SYSTEMS, STAINLESS, COLD (PAINTED)	N/A	N/A				C045	40				C061	30	30		FINISH COLOURS TO BE THE SAME AS THE ADJACENT STRUCTURE	
PIPING SYSTEMS, STAINLESS, HOT (PAINTED)	N/A	N/A				C143	25								FINISH COLOURS TO BE THE SAME AS THE ADJACENT STRUCTURE	
PIPING SYSTEMS, STEEL, COLD (INSULATED)	N/A	N/A				C212	36		INSULATION	NOTE 4	C061	30	30		FINISH COLOURS TO BE THE SAME AS THE ADJACENT STRUCTURE	
PIPING SYSTEMS, STEEL, COLD (PAINTED)	N/A	N/A				C212	36				C061	30	30		FINISH COLOURS TO BE THE SAME AS THE ADJACENT STRUCTURE	
PIPING SYSTEMS, STEEL, HOT (INSULATED)	N/A	N/A				C143	25		INSULATION	NOTE 4	C061	30	30		FINISH COLOURS TO BE THE SAME AS THE ADJACENT STRUCTURE	
PIPING SYSTEMS, STEEL, HOT (PAINTED)	N/A	N/A				C143	25	25							FINISH COLOURS TO BE THE SAME AS THE ADJACENT STRUCTURE	
PORTABLE DAVITS	N/A	N/A		76		C045	40				C411	30	30	30	GREY 26480	
RADHAZ MARKINGS 01, 02 DK & FER CASING TOP (FR 28 - 12)	N/A	N/A									C177 AND C061	30			REFER TO SPEC 8-OG-282-000/FP-000 (SHOP) AND STANAG 1162	
RADHAZ MARKINGS 01, 02 DK & FER CASING TOP (FR 28 - 12)	N/A	N/A									C177 AND C061	30			REFER TO SPEC 8-OG-282-000/FP-000 (SHOP) AND STANAG 1162	
RAS POST TRUNK (FR 12 TO FWD)	N/A	N/A		76		C045	40				C411	30	30	30	GREY 26480	
SAFETY NET STANCHIONS (AFT - FR 48)	N/A	N/A				C045	40				C061	30	30	30	WHITE 27925	
SAFETY/WARNING MARKINGS (FR 12 TO FWD)	N/A	N/A		76		C045	40				C061	30			REFER TO SPEC B-OG-282-000/FP-000 (SHOP) & STANAG 1162	
SAFETY/WARNING MARKINGS (FR 28 - 12)	N/A	N/A									C061	30			REFER TO SPEC 8-OG-282-000/FP-000 (SHOP) AND STANAG 1162	

Title: Painting & Preservation Schedule			Dwg No: HFX-D28-396-000-01			Previous DND No. 8355538		Date: 2004-09-02			Rev: C				SHEET 80 OF 81	
Compartment			Surface	Inorganic Zinc Primer C171		Primer			Deck Covering/ Insulation	Ref Note	Finisher				Colour	Remarks
				1st Coat µm	2nd Coat µm	Spec	1st Coat µm	2nd Coat µm			Spec	1st Coat µm	2nd Coat µm	3rd Coat µm		
Name	DCZ	Area M²														
SAFETY/WARNING MARKINGS HANGAR TOP (FR 48 - 36)	N/A	N/A									C061	30			RED 11350	REFER TO SPEC 8-0G-282-000/FP-000 (SHOP) AND STANAG 1162
SCUTTLES (TOPSIDE)	N/A	N/A		76		C045	40				C061	30	30			A COATING SYSTEM AND COLOUR SCHEME IDENTICAL TO THE PAINTED SURROUNDING SURFACE WHEN IN THE CLOSED POSITION
SCUTTLES (UNDERSIDE)	N/A	N/A				C212	36	36			C061	30	30		RED 11310	A COATING SYSTEM AND COLOUR SCHEME IDENTICAL TO THE PAINTED SURROUNDING SURFACE WHEN IN THE CLOSED POSITION
SCUTTLES -EXTERIOR	N/A	N/A		76		C045	40				C061	30	30	30	GREY 16076	
SEATING (BULKHEAD)	N/A	N/A				C212	36	36			C061	30	30			FINISH COLOURS TO BE THE SAME AS THE ADJACENT STRUCTURE
SEATING (DECKHEAD)	N/A	N/A				C212	36	36			C061	30	30		WHITE 27925	FINISH COLOURS TO BE THE SAME AS THE ADJACENT STRUCTURE
SEATINGS (ENCLOSED)	N/A	N/A									C207	125			GREY	FINISH COLOURS TO BE THE SAME AS THE ADJACENT STRUCTURE
SEATINGS (ENCLOSED)	N/A	N/A									C207		125		WHITE	FINISH COLOURS TO BE THE SAME AS THE ADJACENT STRUCTURE
SEATINGS (STANDING DECK)	N/A	N/A				C212	36	36			C061	30	30		GREY 16076	FINISH COLOURS TO BE THE SAME AS THE ADJACENT STRUCTURE
SEATINGS -WEATHER DECK	N/A	N/A	ENCLOSED AREA								C207	125			GREY	
SEATINGS -WEATHER DECK	N/A	N/A	ENCLOSED AREA								C207		125		WHITE	
SEATINGS -WEATHER DECK	N/A	N/A	EXTERIOR	76		C045	40				C061	30	30	30	GREY 16076	
SHADED STERN LIGHT - BOX	N/A	N/A		76		C045	40				C061	30	30	30	BLACK 17038	
SHADED STERN LIGHT - MASTHEAD & OVERTAKING LIGHT SCREENS	N/A	N/A				C045	40				C061	30	30	30	WHITE 27925	(ALUM)
SHADED STERN LIGHT - REFLECTOR	N/A	N/A		76		C045	40				C061	30	30	30	WHITE 27925	
SONAR DOME FAIRING MOUNTING BOLT HEADS, SHANK & UNUSED THREADS	N/A	N/A									C207	SEE REMARKS			BUFF	D.F.T. PER COAT IS 125-150 MICRONS
SONAR DOME FAIRING MOUNTING BOLT HEADS, SHANK & UNUSED THREADS	N/A	N/A									C207		SEE REMARKS		OFF-WHITE	D.F.T. PER COAT IS 125-150 MICRONS
SONAR DOME MOUNTING NUTS & STUDS	N/A	N/A									C207	SEE REMARKS			BUFF	THE LOWER PART OF THE THREAD ON THE STUDS IS TO BE PAINTED PRIOR TO DOME INSTALLATION. THE UPPER PART OF THE STUD'S THREAD AND THE NUT ARE TO BE PAINTED AFTER THE NUTS ARE IN PLACE AND TORQUED. D.F.T. PER COAT IS 125-150 MICRONS.
SONAR DOME MOUNTING NUTS & STUDS	N/A	N/A									C207		SEE REMARKS		OFF-WHITE	THE LOWER PART OF THE THREAD ON THE STUDS IS TO BE PAINTED PRIOR TO DOME INSTALLATION. THE UPPER PART OF THE STUD'S THREAD AND THE NUT ARE TO BE PAINTED AFTER THE NUTS ARE IN PLACE AND TORQUED. D.F.T. PER COAT IS 125-150 MICRONS.
STOWAGE LAMP, SMOKE MARKER AND SUS LOCKERS (FR 28 - 12)	N/A	N/A	ALL	76		C045	40				C411	30	30	30	GREY 26480	

Title: Painting & Preservation Schedule			Dwg No: HFX-D28-396-000-01			Previous DND No. 8355538			Date: 2004-09-02			Rev: C				SHEET 81 OF 81	
Compartment			Surface	Inorganic Zinc Primer C171		Primer			Deck Covering/ Insulation	Ref Note	Finisher				Colour	Remarks	
				1st Coat µm	2nd Coat µm	Spec	1st Coat µm	2nd Coat µm			Spec	1st Coat µm	2nd Coat µm	3rd Coat µm			
Name		DCZ	Area M²														
TANKS NONSTRUCTURAL (INTERIOR):- INCINERATOR FUEL TANK, SOLVENT TANK, DIESEL DRIVEN FIRE PUMP DAY TANKS, LUBE OIL READY USE TANK, EMERGENCY FUEL TANK LO CENTRIFUGE DRAIN TANKS, FO CENTRIFUGE SLUDGE TANKS, CRPP HYDRAULIC TANKS, SONAR DOME MTG PLT THREADED HOLES		N/A	N/A			31-GP-3A	25										
TOWING BRACKETS, TOWING CLEATS & FITTINGS -WEATHER DECK		N/A	N/A		76		C045	40				C061	30	30	30	BLACK 17038	
WAVEGUIDES (EXTERIOR)		N/A	N/A				C045	40				C411	30	30	30	GREY 26480	
WINCH SEAT (FR 12 TO FWD)		N/A	N/A	INTERIOR SURFACE								C207	125			GREY	
WINCH SEAT (FR 12 TO FWD)		N/A	N/A	INTERIOR SURFACE								C207		125		WHITE	
WINCH SEAT (FR 12 TO FWD)		N/A	N/A	EXTERIOR SURFACE	76		C045	40				C411	30	30	30	GREY 26480	
WOOD - VARNISHED, LADDERS, BOOMS, STAFFS, SPURNWATER, BOARD (ASHORE & ON		N/A	N/A				C099	14	18		NOTE 16	C099	22	22		CLEAR	
WOODEN SCREENS (FR 28 - 12)		N/A	N/A				C125	40				C061	30	30	30	BLACK 17038	
PRIMER COAT THINNED 10% SANDED LIGHTLY BETWEEN COATS																	