

RETURN BIDS TO:
RETOURNER LES SOUMISSIONS À:
Bid Receiving Public Works and Government
Services Canada/Réception des
soumissions/Travaux publics et Services
gouvernementaux Canada
The Cambridge Building
3 Queen Street/3, rue Queen
Charlottetown
Prince Edward Island
C1A 4A2

SOLICITATION AMENDMENT
MODIFICATION DE L'INVITATION

The referenced document is hereby revised; unless otherwise
indicated, all other terms and conditions of the Solicitation
remain the same.

Ce document est par la présente révisé; sauf indication contraire,
les modalités de l'invitation demeurent les mêmes.

Comments - Commentaires

Vendor/Firm Name and Address
Raison sociale et adresse du
fournisseur/de l'entrepreneur

Issuing Office - Bureau de distribution
Public Works and Government Services Canada
The Cambridge Building
3 Queen Street/3 rue, Queen
PO Box 1268/CP 1268
Charlottetown
Prince Ed
C1A 4A2

Title - Sujet Travaux d'aménagement - Édifice Jea	
Solicitation No. - N° de l'invitation ED001-160389/A	Amendment No. - N° modif. 003
Client Reference No. - N° de référence du client R.061033.001	Date 2015-07-09
GETS Reference No. - N° de référence de SEAG PW-\$PWC-006-3653	
File No. - N° de dossier PWC-5-38032 (006)	CCC No./N° CCC - FMS No./N° VME
Solicitation Closes - L'invitation prend fin at - à 02:00 PM on - le 2015-07-14	Time Zone Fuseau horaire Atlantic Daylight Saving Time ADT
F.O.B. - F.A.B. Plant-Usine: <input type="checkbox"/> Destination: <input checked="" type="checkbox"/> Other-Autre: <input type="checkbox"/>	
Address Enquiries to: - Adresser toutes questions à: Martin, Lisa	Buyer Id - Id de l'acheteur pwc006
Telephone No. - N° de téléphone (506) 851-7811 ()	FAX No. - N° de FAX (902) 566-7514
Destination - of Goods, Services, and Construction: Destination - des biens, services et construction:	

Instructions: See Herein

Instructions: Voir aux présentes

Delivery Required - Livraison exigée	Delivery Offered - Livraison proposée
Vendor/Firm Name and Address Raison sociale et adresse du fournisseur/de l'entrepreneur	
Telephone No. - N° de téléphone Facsimile No. - N° de télécopieur	
Name and title of person authorized to sign on behalf of Vendor/Firm (type or print) Nom et titre de la personne autorisée à signer au nom du fournisseur/ de l'entrepreneur (taper ou écrire en caractères d'imprimerie)	
Signature	Date

Solicitation No. - N° de l'invitation

ED001-160389/A

Amd. No. - N° de la modif.

003

Buyer ID - Id de l'acheteur

pwc006

Client Ref. No. - N° de réf. du client

R.061033.001

File No. - N° du dossier

PWC-5-38032

CCC No./N° CCC - FMS No/ N° VME

Cette modification de l'invitation numéro trois (3) est soumise et comprend la modification numéro trois (3) suivante.

La modification qui suit apportée aux documents de soumission entre en vigueur dès maintenant. L'addenda fera partie des documents de contrat.

Toutes autres conditions ne changent pas.

Addenda numéro 3

1. DOCUMENT D'APPEL D'OFFRES

SUPPRIMER toute référence à R2810D (2015-07-03) et **REEMPLACER PAR** R2810D (2015-07-09).

2. ELECTRICAL

REMOVE all reference to sketches SK-1, SK-2, SK-3 and SK-4 and **REPLACE WITH** the revised attached sketches SK-1, SK-2, SK-3 and SK-4.

1. SUPPLY AND INSTALL WIRING FROM SECURITY AND ACCESS CONTROL DEVICES TO NEW CONTROL PANEL IN MAIN FLOOR MAIL ROOM. DEVICES TO BE SUPPLIED AND INSTALLED BY ALLIANCE SECURITY UNDER THIS CONTRACT. REFER TO SK-4 FOR WIRING DETAILS.
2. CLOSED CIRCUIT VIDEO EQUIPMENT SYSTEM AND ALL CABLING TO BE RELOCATED BY CHUBB SECURITY UNDER THIS CONTRACT.
3. ACCESS CONTROL PANEL TO BE SUPPLIED AND INSTALLED BY ALLIANCE SECURITY UNDER THIS CONTRACT. FIVE ACCESS CONTROL PANEL AND PC TO BE RELOCATED FROM 161 ST. PETER'S RD, CHARLOTTETOWN.
4. LEAVE EXISTING ACCESS CONTROL WIRING COILED AND LABELED IN ACCESSIBLE FLOOR SPACE FOR FUTURE RECONNECTION. ARRANGE FOR EDWARDS TO DECOMMISSION EXISTING DOOR CONTROLS. COORDINATE SCHEDULES SO DOORS ARE NOT LEFT UNSUPERVISED.

MAIN FLOOR PLAN - ZONE A SECURITY - ZONE 1 & 2

SCALE: 1:200

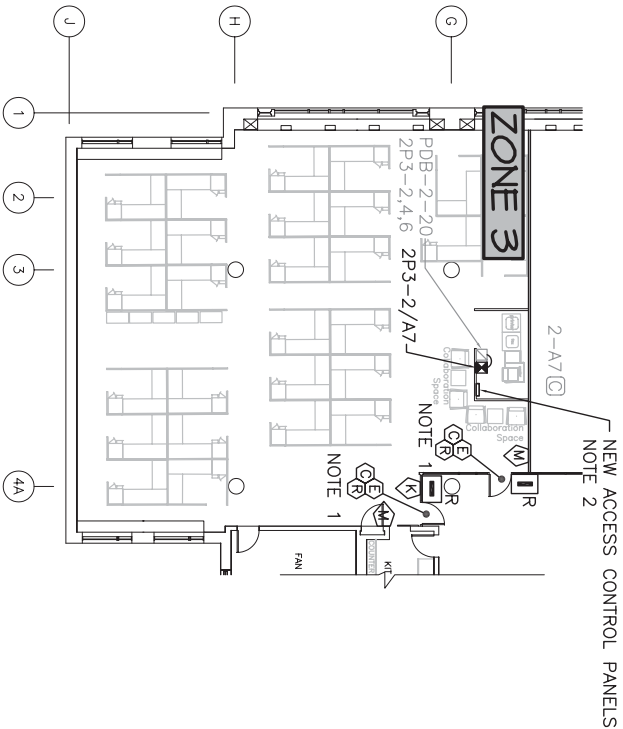


TOTAL	SUMMARY
11	EXISTING TO BE REUSED ACCESS CONTROL ELECTRIC DOOR CARD READER
3	NEW ACCESS CONTROL ELECTRIC DOOR CARD READER
3	NEW MOTION SENSORS
2	NEW KEYPADS
8	NEW GLASS BREAKER SENSORS
7	NEW ACCESS CONTROL PANELS
5	RELOCATED ACCESS CONTROL PANEL

LEGEND	
	NEW ACCESS CONTROL ELECTRIC DOOR CARD READER, PROXIMITY TYPE
	EXISTING TO BE REUSED WITH COMPATIBLE NEW ACCESS CONTROL ELECTRIC DOOR CARD READER, PROXIMITY TYPE
	ACCESS CONTROL ELECTRIC STRIKE
	ACCESS CONTROL ELECTRIC DOOR CONTACT
	ACCESS CONTROL INTERFACE KEYPAD, ICT LCD
	INTRUSION ALARM MOTION DETECTOR, PARADOX NV780
	ACCESS CONTROL REQUEST-TO-EXIT DEVICE
	GLASS BREAKER SENSORS
	CCVE CAMERA TRUVISION #TW-3101
	CONTROL TRANSFORMER
	GENERAL SUBSCRIPTS
	EXISTING

MAIN FLOOR PLAN ZONE A ELECTRICAL DOOR CONTROL ZONE 1 & 2		drawing design date
designed E.S.C. P.ENG/AD.J., P.ENG date 2015-06-11 drawn M.E.M., C.E.T. date 2015-06-11 approved date tender PWSGC Project Manager project number R.061033.001 drawing no. SK-1		project revisions 0 ISSUED FOR ADDENDUM date 06/30/2015
ESDC CONSOLIDATION JEAN CANFIELD BLDG. 191 UNIVERSITY AVE. CHARLOTTETOWN QUEEN'S CO. PEI		project date

SUMMARY	
TOTAL	
2	EXISTING TO BE REUSED ACCESS CONTROL ELECTRIC DOOR CARD READER
2	NEW MOTION SENSORS
1	NEW KEYPAD
2	NEW ACCESS CONTROL PANELS



SECOND FLOOR PLAN - ZONE B SECURITY - ZONE 3

SCALE: 1:200
0m 5m 10m 15m 20m 25m

- NOTES
1. SUPPLY AND INSTALL WIRING FROM SECURITY AND ACCESS CONTROL DEVICES TO NEW CONTROL PANEL IN SHARED EQUIPMENT ROOM. DEVICES TO BE SUPPLIED AND INSTALLED BY ALLIANCE SECURITY UNDER THIS CONTRACT. REFER TO SK-4 FOR WIRING DETAILS.

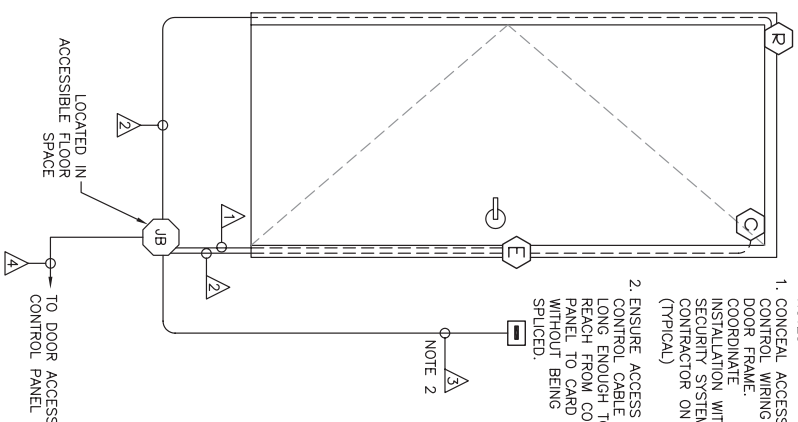
- ACCESS CONTROL PANEL TO BE SUPPLIED AND INSTALLED BY ALLIANCE SECURITY UNDER THIS CONTRACT.

- LEAVE EXISTING ACCESS CONTROL WIRING COILED AND LABELED IN ACCESSIBLE FLOOR SPACE FOR FUTURE RECONNECTION. ARRANGE FOR EDWARDS TO DECOMMISSION EXISTING DOOR CONTROLS. COORDINATE SCHEDULES SO DOORS ARE NOT LEFT UNSUPERVISED.

ITEM #	WIRE DESCRIPTION	SUPPLIED BY	PART #
1	2c#18 AWG	DIV. 28	
2	4c#22 AWG	DIV. 28	
3	6c#22 AWG SHIELDED	DIV. 28	
4	ACCESS CONTROL EMT CABLE IN 19mm	DIV. 28	HONEYWELL #32955099 OR EQUAL
5	CAT 5e	DIV. 28	
6	2c#12 AWG 1#14 BOND	DIV. 28	

- NOTES
1. CONCEAL ACCESS CONTROL WIRING IN DOOR FRAME. COORDINATE INSTALLATION WITH SECURITY SYSTEM CONTRACTOR ON SITE. (TYPICAL)
 2. ENSURE ACCESS CONTROL CABLE IS LONG ENOUGH TO REACH FROM CONTROL PANEL TO CARD READER WITHOUT BEING SPLICED.

NOTE 2



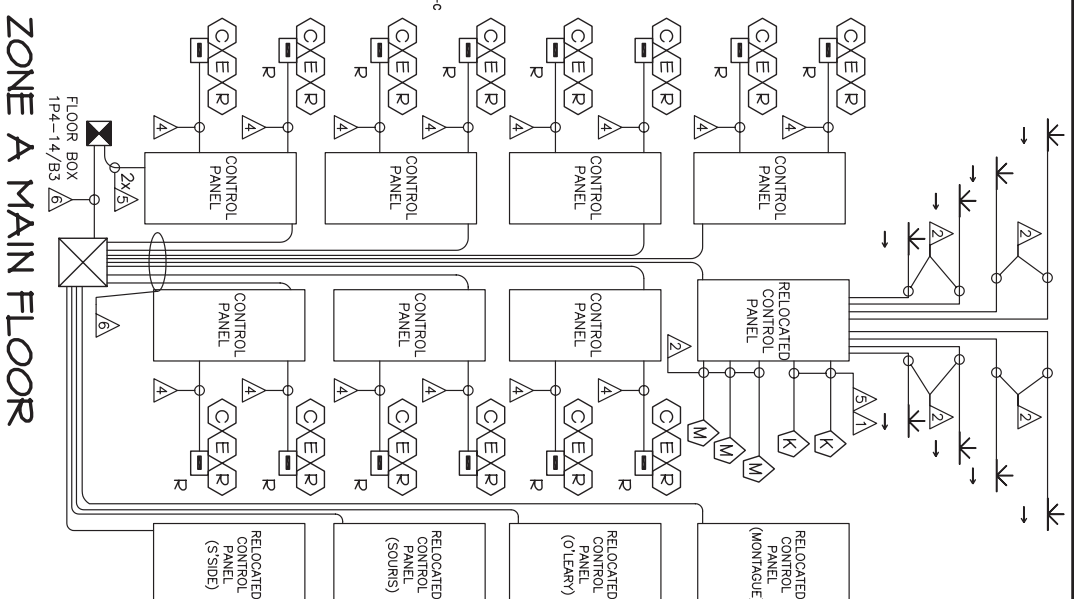
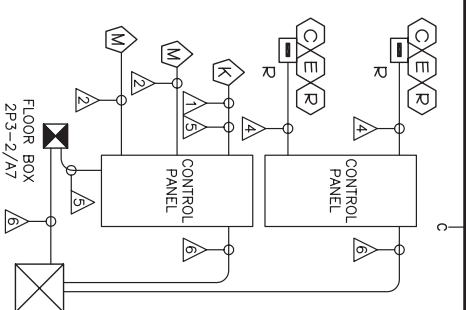
ZONE C SECOND FLOOR

ACCESS CONTROL DOOR ELEVATION DETAIL

SCALE : 1:20



ZONE B SECOND FLOOR



SECURITY & ACCESS CONTROL RISER DIAGRAM NTS