

RETURN BIDS TO:
RETOURNER LES SOUMISSIONS À:
Bid Receiving Public Works and Government
Services Canada/Réception des soumissions
Travaux publics et Services gouvernementaux
Canada
800 Burrard Street, Room 219
800, rue Burrard, pièce 219
Vancouver
British Columbia
V6Z 0B9
Bid Fax: (604) 775-9381

SOLICITATION AMENDMENT
MODIFICATION DE L'INVITATION

The referenced document is hereby revised; unless otherwise
indicated, all other terms and conditions of the Solicitation
remain the same.

Ce document est par la présente révisé; sauf indication contraire,
les modalités de l'invitation demeurent les mêmes.

Comments - Commentaires

Vendor/Firm Name and Address
Raison sociale et adresse du
fournisseur/de l'entrepreneur

Issuing Office - Bureau de distribution
Public Works and Government Services Canada -
Pacific Region
800 Burrard Street, Room 219
800, rue Burrard, pièce 219
Vancouver
British C
V6Z 0B9

Title - Sujet Palace Grand Theatre Foundation Rep	
Solicitation No. - N° de l'invitation EZ899-152418/A	Amendment No. - N° modif. 008
Client Reference No. - N° de référence du client	Date 2015-07-17
GETS Reference No. - N° de référence de SEAG PW-\$PWY-022-7522	
File No. - N° de dossier PWY-5-38030 (022)	CCC No./N° CCC - FMS No./N° VME
Solicitation Closes - L'invitation prend fin at - à 02:00 PM on - le 2015-07-24	Time Zone Fuseau horaire Pacific Daylight Saving Time PDT
F.O.B. - F.A.B. Plant-Usine: <input type="checkbox"/> Destination: <input checked="" type="checkbox"/> Other-Autre: <input type="checkbox"/>	
Address Enquiries to: - Adresser toutes questions à: Arthur (PWY), Carolyn	Buyer Id - Id de l'acheteur pwy022
Telephone No. - N° de téléphone (604) 775-6667 ()	FAX No. - N° de FAX (604) 775-6633
Destination - of Goods, Services, and Construction: Destination - des biens, services et construction: Parks Canada - Palace Grand Theatre - Dawson City, YT	

Instructions: See Herein

Instructions: Voir aux présentes

Delivery Required - Livraison exigée	Delivery Offered - Livraison proposée
Vendor/Firm Name and Address Raison sociale et adresse du fournisseur/de l'entrepreneur	
Telephone No. - N° de téléphone Facsimile No. - N° de télécopieur	
Name and title of person authorized to sign on behalf of Vendor/Firm (type or print) Nom et titre de la personne autorisée à signer au nom du fournisseur/ de l'entrepreneur (taper ou écrire en caractères d'imprimerie)	
Signature	Date

Solicitation No. - N° de l'invitation

EZ899-152418/A

Client Ref. No. - N° de réf. du client

Amd. No. - N° de la modif.

008

File No. - N° du dossier

PWY-5-38030

Buyer ID - Id de l'acheteur

pw022

CCC No./N° CCC - FMS No/ N° VME

Les documents français seront disponibles sur demande.

Amendment 008

Amendment 008 has been raised to incorporate Addendum No. 4.

See the attached Addendum No. 4.

ALL OTHER TERMS AND CONDITIONS REMAIN UNCHANGED

The following changes in the tender documents are effective immediately. This addendum will form part of the contract documents.

This Addendum contains 14 pages including these 8 pages, Architectural addendum No. A-01 (3 pages), Mechanical addendum No. M02 (1 page), Electrical addendum No. E03 (1 page) and the end cover page.

STRUCTURAL ADDENDUM

1. Drawings S1

1. **Clarify** that grades of material for steel pipe pile shall be ASTM A252, Grade 3.

2. Drawings S5

1. **Clarify** that the steel pipe pile dimension as shown on "Typical Detail for Exterior Bored/Drilled Steel Pipe Pile" shall be 356mm outside diameter pipe pile with 12.5mm thickness as per specification requirements.

3. Drawings S9

1. **Clarify** that the 38x140 solid blocking connection to stud with Simpson Framing Anchors A35 top and bottom at each end. Solid blocking shall be nailed together with 2 rows of 127 long nails @ 150mm on centre each side. Skirting wall plywood connection to blocking with 2 rows of 75mm long nails @75mm on centre, staggered.

4. Drawings S1 to S9

1. **Clarify** that Steel Pipe Piles are not to be hot-dipped galvanized or primer except the exterior face of pile top 450mm in length shall be painted with epoxy coating.

SPECIFICATION

1. **Delete** Section 02 82 00.01 – asbestos abatement minimum precautions.

2. **Delete** APPENDIX B – Hazmat Report.

3. 01 11 55 – General Instructions

- .1 **Revise** Item 1.5 a) to be read as follows:

No pile installation work is to be commenced prior to Aug 17, 2015 and all pile installation shall be completed prior to Oct 31, 2015.

- .2 **Revise** sentence after 1.5 b) to be read as follows:

The Building is in function until August 1, 2015 and another contractor will be working on site until Aug 14. No construction work to the Building including the crawl space and

The following changes in the tender documents are effective immediately. This addendum will form part of the contract documents.

perimeter skirting shall allow to be commenced prior to August 17, 2015. Any on-site construction activities outside the Building prior to August 1, 2015 shall not be interfered with the Building operation. Any on-site construction activities outside the Building prior to August 17, 2015 shall be cooperated and coordinated with the other contractor.

4. 01 35 33 – Health & Safety Requirements

- .1 **Add** Item 1.24.4: Throughout the entire construction period, contractor shall provide a fire watch whenever the fire protection and alarm systems of the building is not operational. Contractor shall submit a fire watch plan to Departmental Representative and local fire prevention officer (AHJ) for approval prior to commencing the work. The frequency and duration of the 24 hour fire watch rest solely with the Departmental Representative and AHJ.

5. 05 12 23 – Structural Steel for Building

- .1 **Add** Item 3.4.10: Contractor shall do welding work in strict conformance with the requirements of CSA W59, in particular, preheating requirements and welding restriction in low temperature.

6. 31 62 18 – Steel Pipe Piling

- Item 1.5 should be **deleted**.
- Item 1.6.4 should be **revised** to state, "The Contractor shall prepare a record of each pile installed"
- Item 1.6.9, second sentence should be **revised** to state, "21 days before the start of piling operations, the Construction Contractor shall submit the drawings and welding procedures to the Departmental Representative for approval."
- **Clarify** in item 1.7.1. – "... to inspect all piles prior to drilling, not driving."
- **Add** item 1.7.2. - the cost of testing shall be borne by the contractor.
- Item 1.7.3.2 should be **revised** to state "The maximum test load should be 120% of the design compressive load in ultimate limit state."
- Item 1.7.3.4 should be **revised** to state "Production piles can be used as test and reaction piles. The contractor should submit a plan showing the pile test layout for approval by the Departmental Representative."
- **Add** item 1.7.3.5 - The load test shall be monitored and supervised by contractor's own Professional Engineer. Contractor shall submit signed and sealed reports on pile load testing to Departmental Representative for review within one week of the completion of tests.

The following changes in the tender documents are effective immediately. This addendum will form part of the contract documents.

- Item 1.7.4.3 should be **revised** to state "Production piles can be used as test and reaction piles. The contractor should submit a plan showing the pile test layout for approval by the Departmental Representative."
- **Add** item 1.7.4.4 - The load test shall be monitored and supervised by contractor's own Professional Engineer. Contractor shall submit signed and sealed reports on pile load testing to Departmental Representative for review within one week of the completion of tests.
- Item 2.1.3 should be **deleted**.
- All contents in Item 2.4 should be **deleted except Item 2.4.3 to be kept**.
- Item 3.1.6, third sentence should be **revised** to state "Following installation, thermistors should be read on a daily basis or as otherwise directed by the Departmental Representative for a period of at least 12 weeks." **Add** " Contractor shall submit the thermistor installation procedure and details to Departmental Representative for approval prior to installation."
- Item 3.1.15 should be **revised** to state "The Construction Contractor shall contact the city and local utility operators in order to locate buried services beneath the site. The contractor shall confirm that no underground services are interfering with the installation of the piles and/or relocate such services prior to the commencement of piling as required."

7. **31 63 00 – Micropiles**

- **Clarify** Item 2.3 Design Load (Pd) refers to the anticipated final maximum load in ultimate limit state in the pile as shown on the drawings.
- Item 3.4 first sentence should be **revised** to be read as "The Departmental Representative will retain an independent testing agency for the testing of cement grout and the injection of cement grout." **Add** sentence stating "The cost of testing shall be borne by the contractor." in item 3.4.
- **Revise** Item 7.1 to be read as "The installation of the micro-piles shall be supervised by Contractor's own Professional Engineer or by their representative. The contractor shall submit signed and sealed review reports on the installation of the micro-piles to Departmental Representative for review."
- **Clarify** Item 9 Performance Test to be static axial compressive load
- **Clarify** Item 9.6.2 to be read as "All selected piles shall be proof tested to 115% of design compressive load in ultimate limit state.
- **Clarify** the 1.5Pd shown in item 9.6.4 shall be 1.15Pd.
- **Clarify** long term tests in item 9.6.5 a) to be 8 hours, not 24 hours. It is required that minimum 2 piles shall be tested by long term tests.

The following changes in the tender documents are effective immediately. This addendum will form part of the contract documents.

- **Add** item 9.6.6 - The performance testing shall be monitored and supervised by contractor's own Professional Engineer. Contractor shall submit signed and sealed reports on pile load testing to Departmental Representative for review within one week of the completion of tests.
- **Revise** first sentence of item 10 to be read as "Two micropiles shall be installed with a thermistor string with individual thermistor beads spaced 1.5 m apart." **Clarify** in item 10, the thermistor monitoring period to be at least 12 weeks. **Add** in item 10, " Contractor shall submit the thermistor installation procedure and details to Departmental Representative for approval prior to installation."

QUESTIONS AND RESPONSES TO BIDDER'S QUERIES:

QUESTION:

how much of the parking lot area may the contractor assume control of and fence off to accommodate the equipment, material, trucks, and offices as is required for this.

RESPONSE:

Contractor can have parking lot area of 15mx15m after tender award until Aug 16th and can have parking lot area of 30mx30m after Aug 17th until the completion date of construction for his use.

QUESTION:

In conversations with the subcontractor who was awarded contract EZ897-160301/A- Asbestos Containing Vermiculite, it was brought to my attention that he is being asked to price the mechanical, sprinkler and electrical demolition as well as the removal of the asbestos containing concrete panels. These are all items which are currently in the scope of work for the current tender EZ899-152418/A which I am planning on submitting pricing for. Can you confirm if these items are to be removed from EZ899-152418/A.

RESPONSE:

Refer to Page 1 of this addendum and attached architectural addendum, mechanical addendum and electrical addendum for part of the works that are removed from this contract.

QUESTION:

Copper roofing/fascia as specified is only available in 4x10 sheets. The drawings show the roof of the skirting wall having a width of 5'4". This will result in seams every 4' and increase the amount of waste. This product is very expensive!! Is a 4' seam acceptable? Would a 24ga. Similar product be acceptable? Cost would be greatly reduced.

The following changes in the tender documents are effective immediately. This addendum will form part of the contract documents.

RESPONSE:

4' wide seams acceptable, use remaining sheet for vent wall flashing, Copper sheet to remain as specified
"Copper sheet: to ASTM B370, H00 temper designation, for roofing, 060 temper designation for flashings and fascia."

QUESTION:

Please clarify if s-lock or cleats are acceptable fasteners for the flat seams on the copper roofing/fascia?

RESPONSE:

Per specifications 07 61 00 2.4 .6 "form flat lock seams at panel joints" and 3.3.3 "Lock cleats into seams..."

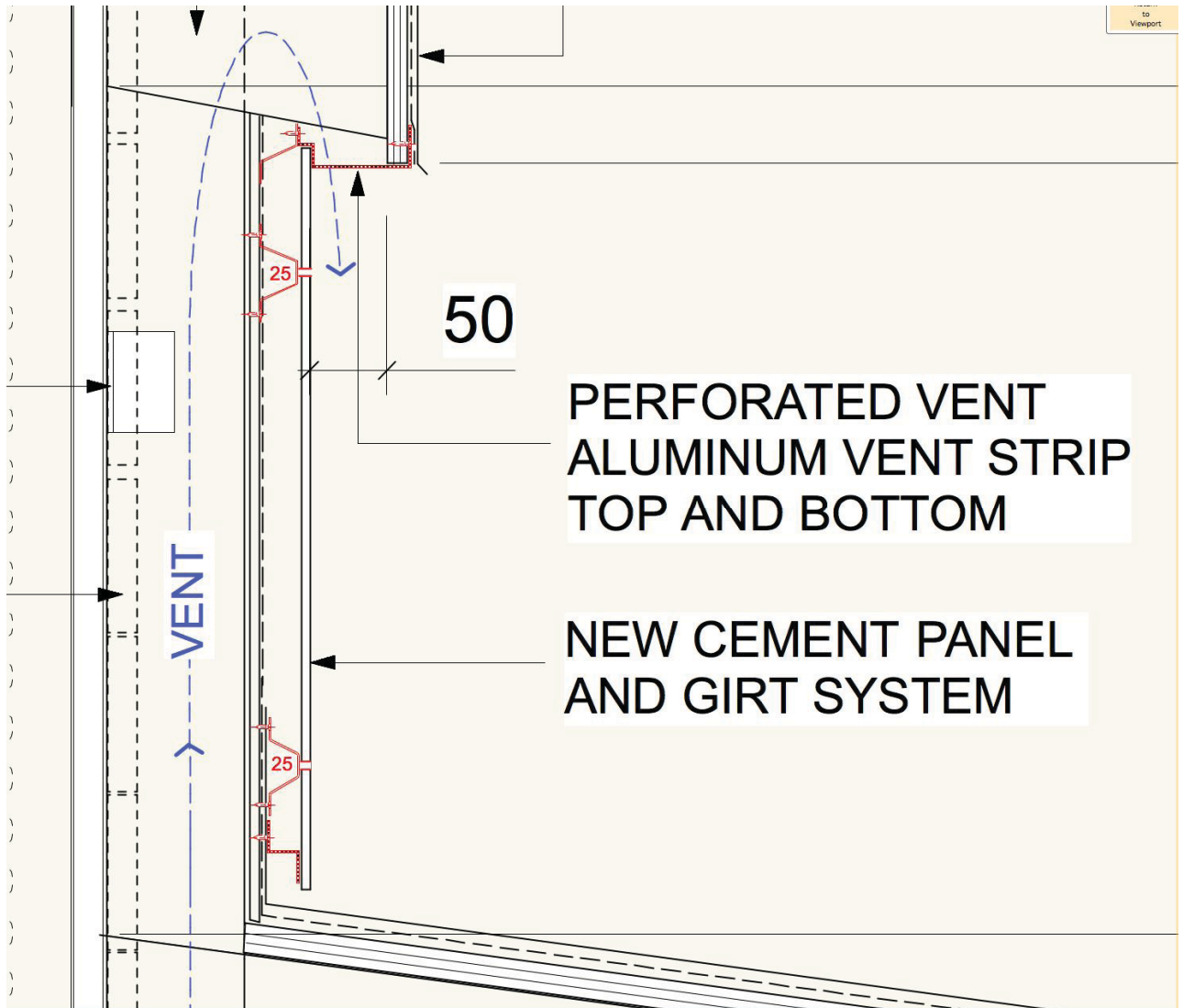
QUESTION:

Please provide a specification for the perforated aluminum vent strip as well as a connection detail for the vent strip including connection detail to the new cement panel wall.

RESPONSE:

Ventilation screens to match material used with proprietary cement panel cladding system, screen should be 0.7mm thick aluminum, 30% open area, no margins, a perforated pattern with minimum hole dia 2mm, @ 5.5mm staggered centres.
Refer to detail below depicting Top and Bottom locations of vent screens attachments and clarification of sub girt depth as 25mm.

The following changes in the tender documents are effective immediately. This addendum will form part of the contract documents.



QUESTION:

From our past experience we know that the permafrost in the Dawson town site does not extend all the way to the bedrock.

There is an Active layer at the top, that freezes back in the winter and then there is a layer of permafrost below that, and then it is unthawed again as you get closer to the bedrock. So basically you have a floating chunk of permafrost stuck in the middle.

The following changes in the tender documents are effective immediately. This addendum will form part of the contract documents.

With the proposed ~70 drill holes in the footprint of the theatre, there will be a great deal of heat and disturbance done, and the chance of completely thawing this piece of ground are quite great. No amount of change orders will freeze back the permafrost.

We are proposing to install ~12" (304mm) piles (or an approved size) to bedrock throughout the entire site, which would be a single pass drilled pile to bedrock, socketed into rock.

No more installing casing, installing a dewidag, grouting, and removing the outer casing each time.

The costs associated with this will be substantially lower than the present plan. And it will work..

RESPONSE:

The site is underlain by approximately 4m of relatively poor soils consisting of a variable thickness of granular fill underlain by organics and then ice rich silt. Beneath the silt, Amec Foster Wheeler encountered much better material, consisting of relatively dense sand and gravel, down to the drilled depth of 13m. This material was found to be frozen but without excess ice. Bedrock is believed to occur beneath the sand and gravel at variable depth but the depth to bedrock beneath the site was not confirmed during drilling. Test holes in the vicinity have encountered similar conditions with the sand and gravel unit encountered above the bedrock to a depth in the order of 20m.

The foundation designed by CWMM relies on the sand and gravel for support of the building. In our opinion this material will provide satisfactory support for the theatre building and deeper piles to bedrock are possible but not necessary.

There is a possibility that bedrock will occur at some of the pile locations within 15m. The capacity of a pile in bedrock is higher than that of frozen sand and gravel and this would be an advantage.

There is a possibility that a sand and gravel talik will occur within 15m. The capacity of a pile in unfrozen sand and gravel is expected to be similar or higher than that of frozen sand and gravel and this is also an advantage.

Thermistor readings indicate that the sand and gravel temperatures at depth of from 3 to 7m are in the order of -1°C. Thermistors, installed in a drilled borehole, recorded freezing temperatures one day following drilling. We expect that the soil adjacent to the grouted piles will reach the temperature of the surrounding ground within a period of two months and do not expect that piling activities will change the temperature of the surrounding ground significantly. Thermistor strings should be installed in at least two of each type of pile on opposite sides of the site. The thermistor strings should be read on a weekly basis to confirm soil temperatures.

Following review of temperature data by the Departmental Representative, two of each type of pile will be load tested. A successful load test, as decided by the Departmental Representative, will be required prior to commissioning of the piles.

The presence of groundwater can cause difficulty for the contractor during installation of the piles.

The following changes in the tender documents are effective immediately. This addendum will form part of the contract documents.

Depending on the time of year, groundwater can be expected from the active layer in the upper 1.5m. The contractor should be prepared with large diameter casing to seal off the active layer around the drilled pile hole.

Groundwater can be expected with taliks, if any, at depth. The contractor should be prepared with drilling fluid or other means to control groundwater flowing into the hole at depth. We expect that casing will be required for all pile installations on this site. Grouting should be done from the bottom of the installation up so that groundwater and drill fluid inside the pile is displaced by grout. The casing is retrieved as grouting proceeds.

From a geotechnical perspective, the proposed installation of 300mm diameter pipe piles socketed into bedrock is possible. It will involve redesign of the pile configuration and may not be acceptable to the Department.

QUESTION:

There is mention of the grout being installed as casing is removed – “so that ground water and related slough is replaced by the desired grout.” If we are dealing with permafrost, presumably there is no ground water flowing. Is there some information we are missing on the presumed permafrost.

RESPONSE:

See response to the above question for ground water expectation.

QUESTION:

Re south side – “there is no skirting required at the south end...” If there is no skirting, what will retain all the water that will be flowing into the basement from the street.

RESPONSE:

There is no existing skirting wall at south side of the building where existing boardwalk is in present. It is assumed that the existing perimeter wall at south side of the building, which is shown on photo 16 on drawing S2, would serve as a retaining wall. The water retaining demand would be reduced with the new drainage as shown in the tender documents.

GENERAL

This Addendum shall be read in conjunction with and considered as an integral part of the Contract Documents; revisions supersede the information contained in the original drawings, specifications or previously issued Addendum. Tender Price submitted shall include all items of this Addendum.

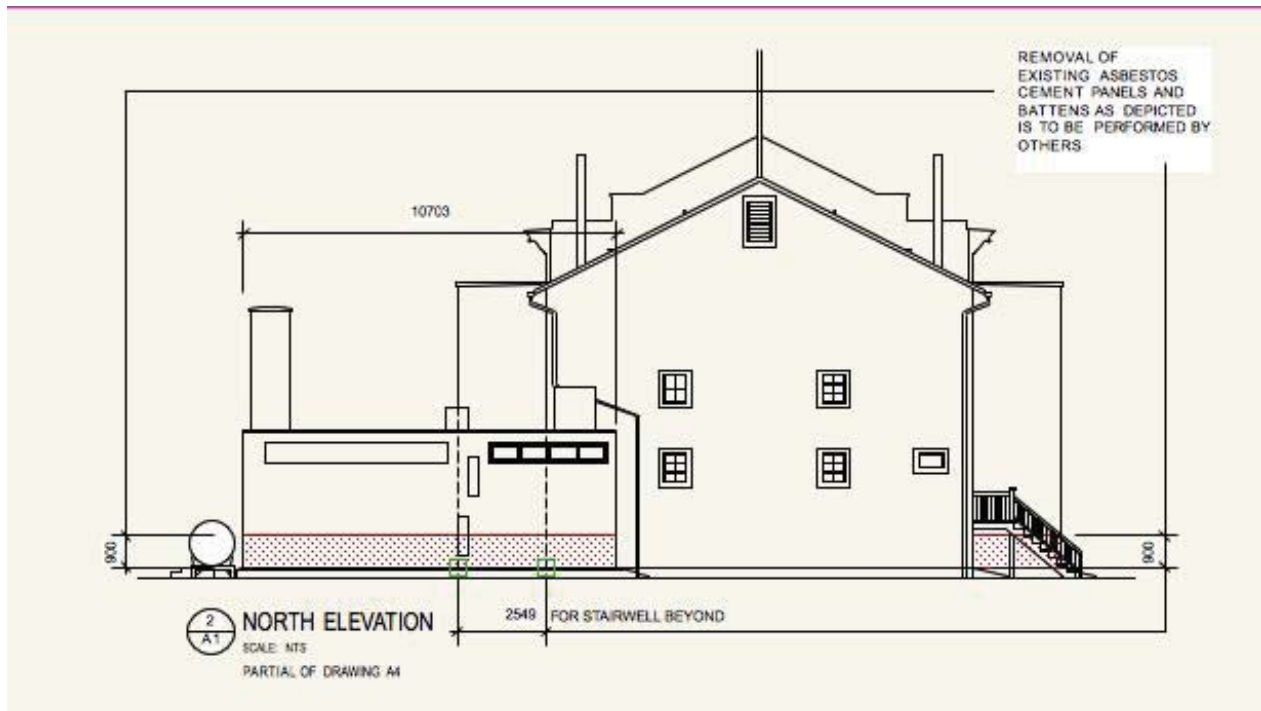
No consideration will be allowed for any extras due to Bidder not being familiar with the contents of this Addendum.

ARCHITECTURAL

Refer to Architectural Drawings,

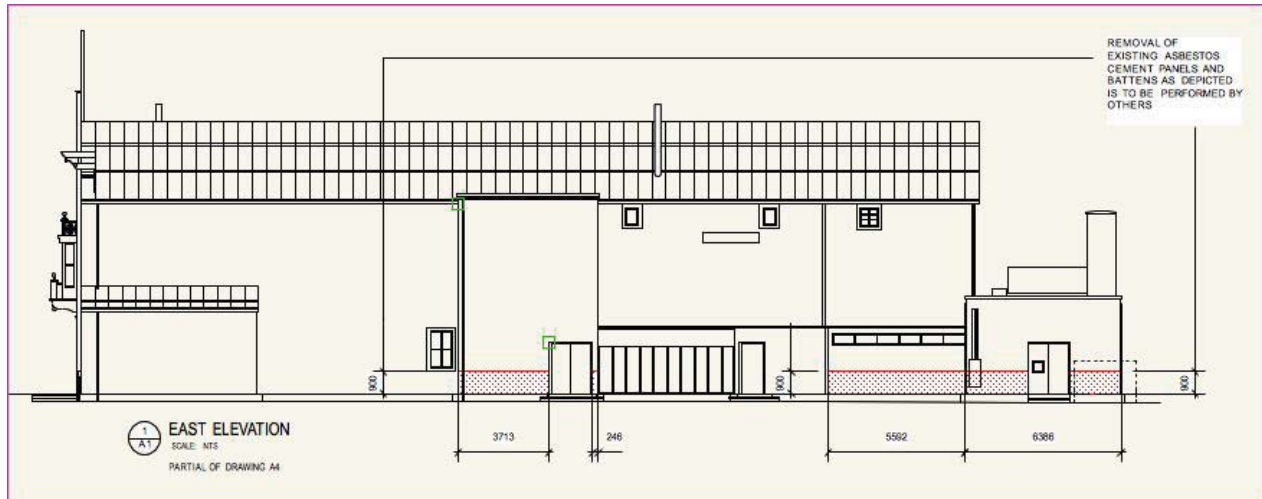
1) Drawing A4, 2/A1 NORTH ELEVATION

- .1 Delete the removal of asbestos cement panel for extent shown on attached partial sketch.
This work is to be performed by others



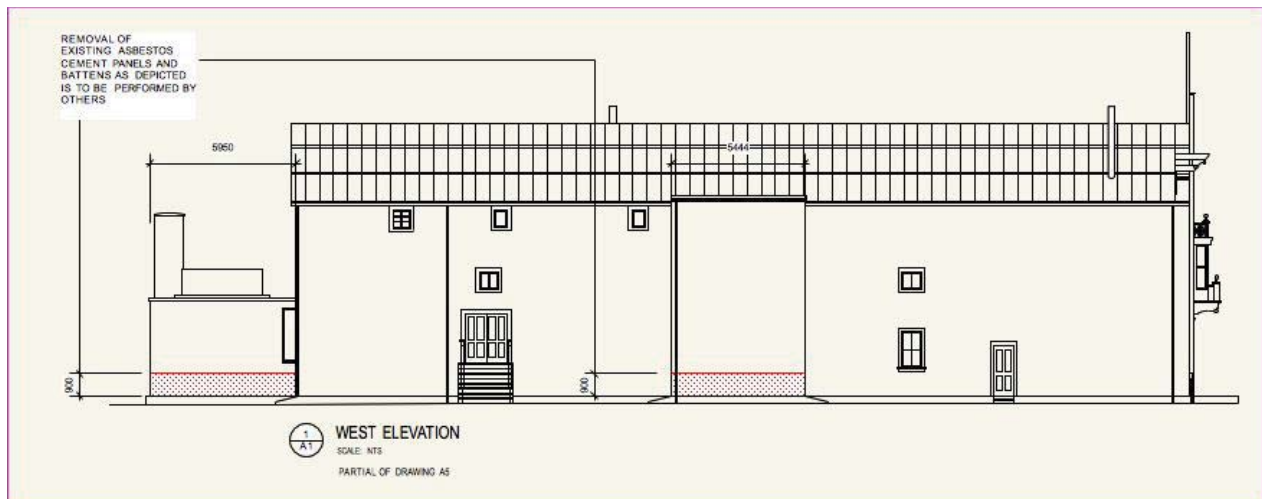
2) Drawing A4, 1/A1 EAST ELEVATION

- .1 Delete the removal of asbestos cement panel for extent shown on attached partial sketch.
This work is to be performed by others



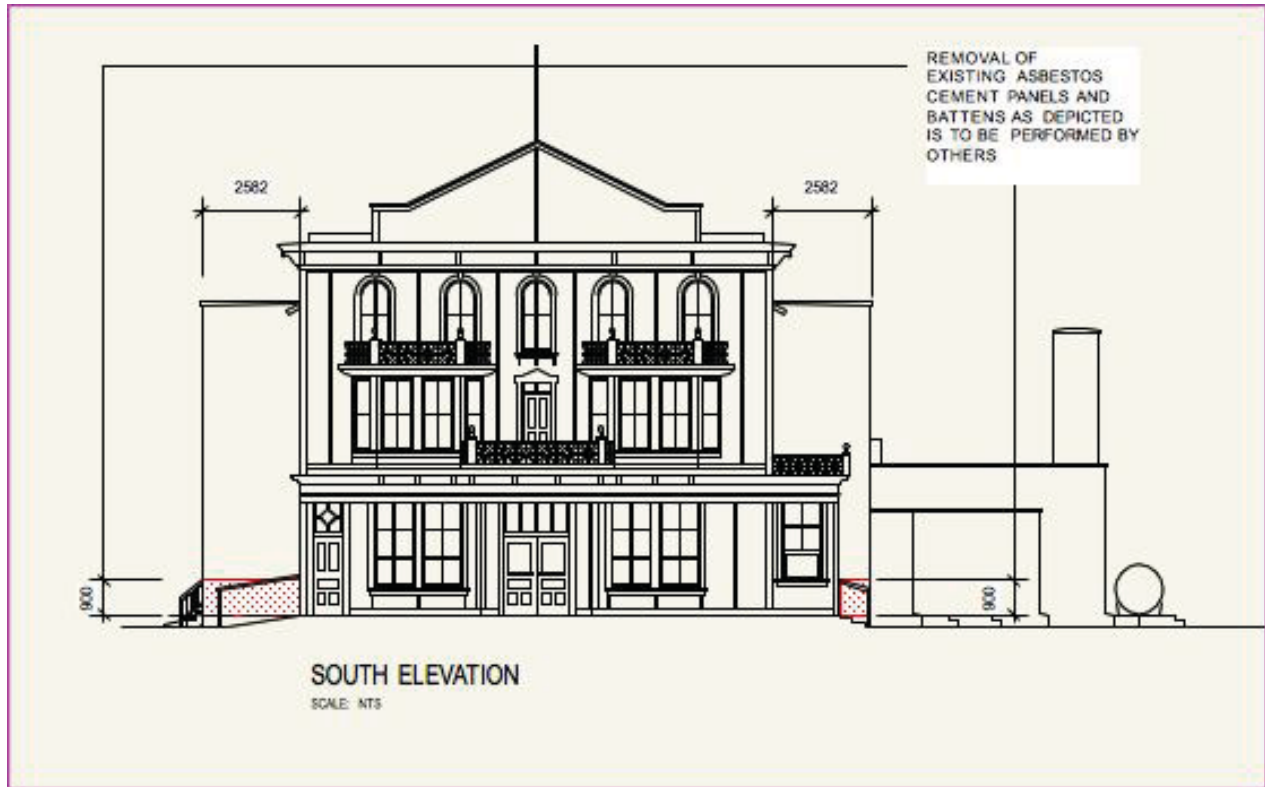
3) Drawing A5, 1/A1 WEST ELEVATION

- .1 Delete the removal of asbestos cement panel for extent shown on attached partial sketch. This work is to be performed by others



4) Refer to New sketch SOUTH ELEVATION

- .1 Delete the removal of asbestos cement panel for extent shown on attached sketch.
This work is to be performed by others



End of Addendum



Stantec

ADDENDUM NO. M2

BID DOCUMENTS FOR
PALACE GRAND THEATRE FOUNDATION REPLACEMENT

16 July 2015
FILE: 144902132.300.07.02

Addendum issued to active tenderers with documents on record **(1 pages including attachments)**

1. Refer to Tender Specifications
 - 1.1. Delete the following from Section 20 05 01 General Mechanical Provisions:
 - 1.1.1. Paragraphs 1.1.2.1 and 1.1.2.2
 - 1.1.2. Subsections 1.1.5 and 1.1.6
 - 1.1.3. Subsections 1.11.1 and 1.11.2
 - 1.2. Delete Section 20 41 99 Demolition
 - 1.3. Delete Section 21 13 16 Dry Pipe Sprinkler Systems
2. Refer to Tender Drawings
 - 2.1. Delete drawings M2 and M3.
3. Attachments:
 - 3.1. None

End of Addendum



PROJECT (No.)	Palace Grand Theatre Foundation Replacement (15014)	ISSUED DATE	July 15, 2015
ISSUED BY	Martin Slama	Dorward Engineering	

This addendum forms part of the contract documents. The information included herein supersedes information previously issued in the contract documents. Where inconsistent with information previously issued, this addendum shall govern. No increases in costs will be allowed for items included in this addendum, or by failure to interpret these instructions correctly.

ITEM	DESCRIPTION
E1.	Contractor shall remove from the scope of work the requirements for removal and reinstallation of: The main electrical metering and disconnect; well heat trace (along the exterior north east mechanical wall).
E2.	Note to clarify fire alarm riser comments (E1): "System shut down to be minimal, provide fire watch when the system is not operational, fire watch plan must be approved by local fire prevention officer (AHJ) before commencing the work". All fire alarm zones are run thru the conduits in the crawlspace; removal of cables or conduits will make the fire alarm system inoperable. The contractor shall provide a fire watch whenever the fire alarm system is not operational. The frequency and duration of the 24 hour fire watch rest solely with the owner and AHJ.
E3.	Contractor to mark all changes on the as-built drawings.

Attachments	
1	N/A

END OF ADDENDUM

PROJECT NO. R.068835.001
PALACE GRAND THEATRE FOUNDATION REPLACEMENT
DAWSON CITY, YUKON TERRITORY

ADDENDUM No. 4
July 17, 2015

The following changes in the tender documents are effective immediately. This addendum will form part of the contract documents.

End of ADDENDUM No. 4