

RETURN BIDS TO:
RETOURNER LES SOUMISSIONS À:
**Bid Receiving Public Works and Government
Services Canada/Réception des soumissions
Travaux publics et Services gouvernementaux
Canada**
800 Burrard Street, Room 219
800, rue Burrard, pièce 219
Vancouver
British Columbia
V6Z 0B9
Bid Fax: (604) 775-9381

SOLICITATION AMENDMENT
MODIFICATION DE L'INVITATION

The referenced document is hereby revised; unless otherwise indicated, all other terms and conditions of the Solicitation remain the same.

Ce document est par la présente révisé; sauf indication contraire, les modalités de l'invitation demeurent les mêmes.

Comments - Commentaires

Vendor/Firm Name and Address
**Raison sociale et adresse du
fournisseur/de l'entrepreneur**

Issuing Office - Bureau de distribution
Public Works and Government Services Canada -
Pacific Region
800 Burrard Street, Room 219
800, rue Burrard, pièce 219
Vancouver
British C
V6Z 0B9

Title - Sujet Timber Training Wall Repairs	
Solicitation No. - N° de l'invitation F1700-150464/A	Amendment No. - N° modif. 001
Client Reference No. - N° de référence du client	Date 2015-09-10
GETS Reference No. - N° de référence de SEAG PW-\$PWY-026-7603	
File No. - N° de dossier PWY-5-38145 (026)	CCC No./N° CCC - FMS No./N° VME
Solicitation Closes - L'invitation prend fin at - à 02:00 PM on - le 2015-09-17	Time Zone Fuseau horaire Pacific Daylight Saving Time PDT
F.O.B. - F.A.B. Plant-Usine: <input type="checkbox"/> Destination: <input checked="" type="checkbox"/> Other-Autre: <input type="checkbox"/>	
Address Enquiries to: - Adresser toutes questions à: Liu (PWY), Patty	Buyer Id - Id de l'acheteur pwy026
Telephone No. - N° de téléphone (604) 775-6227 ()	FAX No. - N° de FAX (604) 775-6633
Destination - of Goods, Services, and Construction: Destination - des biens, services et construction: DFO - Steveston Wingdam No. 2 - Richmond, BC	

Instructions: See Herein

Instructions: Voir aux présentes

Delivery Required - Livraison exigée	Delivery Offered - Livraison proposée
Vendor/Firm Name and Address Raison sociale et adresse du fournisseur/de l'entrepreneur	
Telephone No. - N° de téléphone Facsimile No. - N° de télécopieur	
Name and title of person authorized to sign on behalf of Vendor/Firm (type or print) Nom et titre de la personne autorisée à signer au nom du fournisseur/ de l'entrepreneur (taper ou écrire en caractères d'imprimerie)	
Signature	Date

Solicitation No. - N° de l'invitation

F1700-150464/A

Client Ref. No. - N° de réf. du client

Amd. No. - N° de la modif.

001

File No. - N° du dossier

PWY-5-38145

Buyer ID - Id de l'acheteur

pw026

CCC No./N° CCC - FMS No/ N° VME

Amendment 001 has been raised to incorporate answers to questions provided by potential bidders and to add Drawing # 37071-007788-00-MA-DRD-1501_RevC.

All other terms and conditions remain unchanged.

Solicitation No. - N° de l'invitation
F1700-150464/A

Amd. No. - N° de la modif.
001

Buyer ID - Id de l'acheteur
pwy026

Client Ref. No. - N° de réf. du client

File No. - N° du dossier
PWY-5-38145

CCC No./N° CCC - FMS No./N° VME

#1 - Is the timber rough sawn full dimension because on page #2 - 2.1 Sawn timber item .3 states all materials to be dressed

Dimensions shown on the drawings are the metric equivalent of the rough sawn imperial timber sizes.

All dimensions on the drawings are from reference documentation and are subject to construction variations. The **contractor shall field verify all member sizes and lengths** prior to procuring materials and commencing work and shall notify the department representative of any discrepancies.

The contractor shall replace damaged / deteriorated or missing elements as outlined in the drawings and specifications with members of the same size.

#2 - Are the timbers to be trimmed to metric length before treatment?

See answer to #1 above.

Treated timber / wood shall be in accordance with CAN/CSA-O80 Series-08 (R2012) - Wood Preservation and AWWA M2-11 Standard for Inspection of Treated Wood Products. Refer to CAN/CSA-O80 Series-08 (R2012) Clause 4.4 – Manufacturing before treatment.

Whenever practicable, timber shall be manufactured in its final shape form and size before treatment to eliminate the necessity for subsequent cutting or boring of the treated wood. Field cuts (or cuts after treatment) to new treated timbers shall not be permitted except with the written permission of the Department Representative.

#3 - Is the 19% moisture content before or after treatment?

Treated timber / wood shall be in accordance with CAN/CSA-O80 Series-08 (R2012) - Wood Preservation and AWWA M2-11 Standard for Inspection of Treated Wood Products. Refer to CAN/CSA-O80 Series-08 (R2012) Clause 8 – Drying after treatment and Clause 9 – Requirements for Specific Products.

The moisture contents outlined in with CAN/CSA-O80 Series-08 (R2012) are after treatment. The moisture content of material before treatment is often specified as a condition of purchase or as part of a treating plant's internal quality control program.

#4 - Regarding Bid Item 9 – please provide a drawing or details of what the galvanized steel pile clamps are supposed to look like. I'm not sure if you are looking for a steel band clamp (width, gauge??) or a more substantial bolted structural clamp (length, steel gauge, # & size of bolts, etc.).?

Steel clamps for split pile repairs shall be galvanized PL 13 mm x 75 mm size band to snug fit piles typically spaced at 600 mm throughout the length of the split. The clamps shall be positioned to close the split pile when tightened and shall use 19 mm diameter galvanized bolts complete with nuts and washers to close the clamps for a snug fit around the pile. Note that clamps shall be sized for a snug fit

Solicitation No. - N° de l'invitation
F1700-150464/A

Amd. No. - N° de la modif.
001

Buyer ID - Id de l'acheteur
pwy026

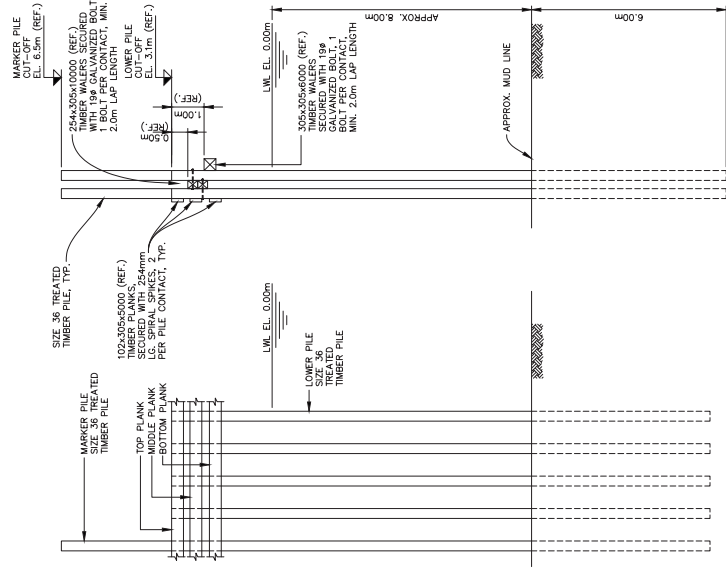
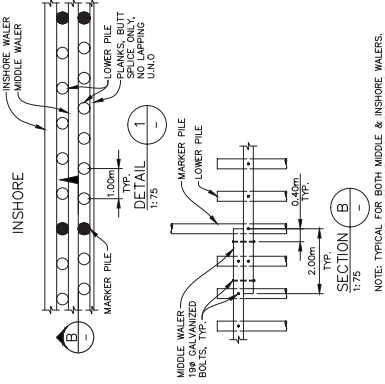
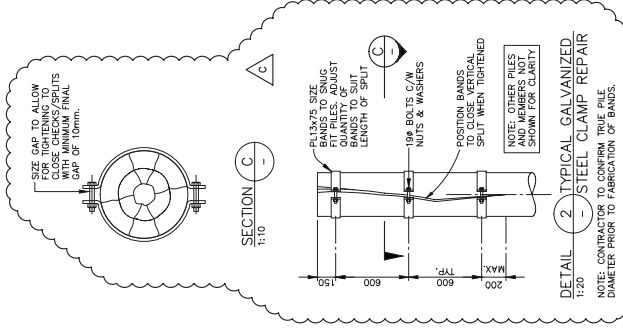
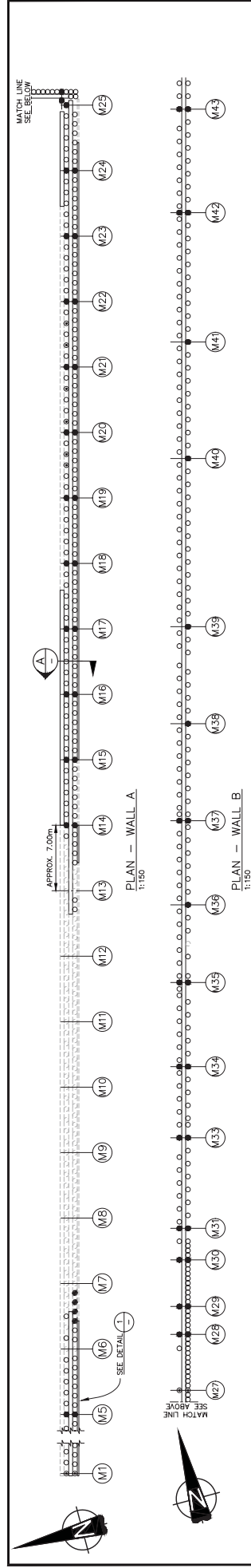
Client Ref. No. - N° de réf. du client

File No. - N° du dossier
PWY-5-38145

CCC No./N° CCC - FMS No./N° VME

and the contractor shall confirm the true clamp size and pile diameter prior to fabrication. Shimming of steel clamps shall not be permitted. View attached drawing.

All other terms and conditions remain unchanged.



PILE REPAIRS		RECOMMENDATION	QTY.	LOCATION
M4-M15	37	INSTALL MISSING OR DAMAGED OFFSHORE MARKER PILES IN MISSING SECTION OF WALL		WALL
M4-M15	37	INSTALL MISSING OR DAMAGED INSIDE LOWER PILES IN MISSING SECTION OF WALL		WALL
M4-M15	36	INSTALL MISSING OR DAMAGED OFFSHORE LOWER PILES IN MISSING SECTION OF WALL		WALL
M4-M17	4	REPAIR 34 1/4 INCH OFFSHORE LOWER PILES EAST OF M3 MARKER PILE WITH GALVANIZED STEEL CLAMPS		WALL
M4-M17	4	REPAIR 34 1/4 INCH OFFSHORE LOWER PILES WEST OF M3 MARKER PILE WITH GALVANIZED STEEL CLAMPS		WALL
M19-M20	2	RE-SECURE 34 1/4 INCH INSIDE LOWER PILES EAST OF M3 MARKER PILE TO HODGE AND INSIDE WALKERS		WALL
M20-M21	2	RE-SECURE 34 1/4 INCH INSIDE LOWER PILES WEST OF M3 MARKER PILE TO HODGE AND INSIDE WALKERS		WALL
M21-M22	2	RE-SECURE 34 1/4 INCH INSIDE LOWER PILES EAST OF M3 MARKER PILE TO HODGE AND INSIDE WALKERS		WALL
M22-M23	1	RE-SECURE 34 1/4 INCH INSIDE LOWER PILE EAST OF M3 MARKER PILE TO HODGE AND INSIDE WALKERS		WALL
M23-M25	1	REPAIR 34 1/4 INCH EAST LOWER PILE WEST OF M3 MARKER PILE TO HODGE AND INSIDE WALKERS		WALL

INSHORE WATER REPAIRS		
LOCATION	QTY.	RECOMMENDATION
M1-M14	46	INSTALL MISSING INSHORE WALLERS APPROX FROM M1 - M14
M15 E, M23 E	21	INSTALL MISSING INSHORE WALLERS APPROX FROM M15 E - M23 E

MIDDLE WALER REPAIRS		
LOCATION	QTY.	RECOMMENDATION
M1	1	RE-SECURE MIDDLE WALER TO THE INSHORE AND OFFSHORE H1 MARKER PILE
M6-M14	10	INSTALL MISSING OR DAMAGED MIDDLE WALER IN MISSING SECTION OF WALL APPROX. FROM M6 - M14

PLANK REPAIRS		RECOMMENDATION
LOCATION	QTY	
M6-M14	34	INSTALL MISSING OR DAMAGED UPPER, MIDDLE AND LOWER FACING PLANKS IN MISSING SECTION OF WALL APPROX. FROM M6 - M14
M14-M15	1	REPLACE DAMAGED UPPER FACING PLANK
M15-M16	3	INSTALL MISSING TOP, MIDDLE AND BOTTOM FACING PLANKS APPROX. FROM M15 - M16

LEGEND

- LOWER PILE
- MARKER PILE
- MISSING/REPL
- REPAIR/RE-D
- RE-SECURE

PRELIMINARY

PRELIMINARY
DO NOT USE FOR CONSTRUCTION
Last Saved: Sep. 09/15 11:28am

NOTES:

1. FOR GENERAL NOTES, SEE DWG. 307071-00778-00-MA-DAL-1500.
2. REMOVE AND DISPOSE WOOD DEBRIS RETAINED BY "WALL B" (EAST SECTION OF WALL).




PHOTO No.1 - VIEW OF WINGDAM No. 2
LOOKING EAST



PHOTO No.2 - MISSING/DAMAGED
WALL SECTION WEST END



PHOTO No.3 - MISSING/DAMAGED
WALL SECTION EAST END

[illegible]