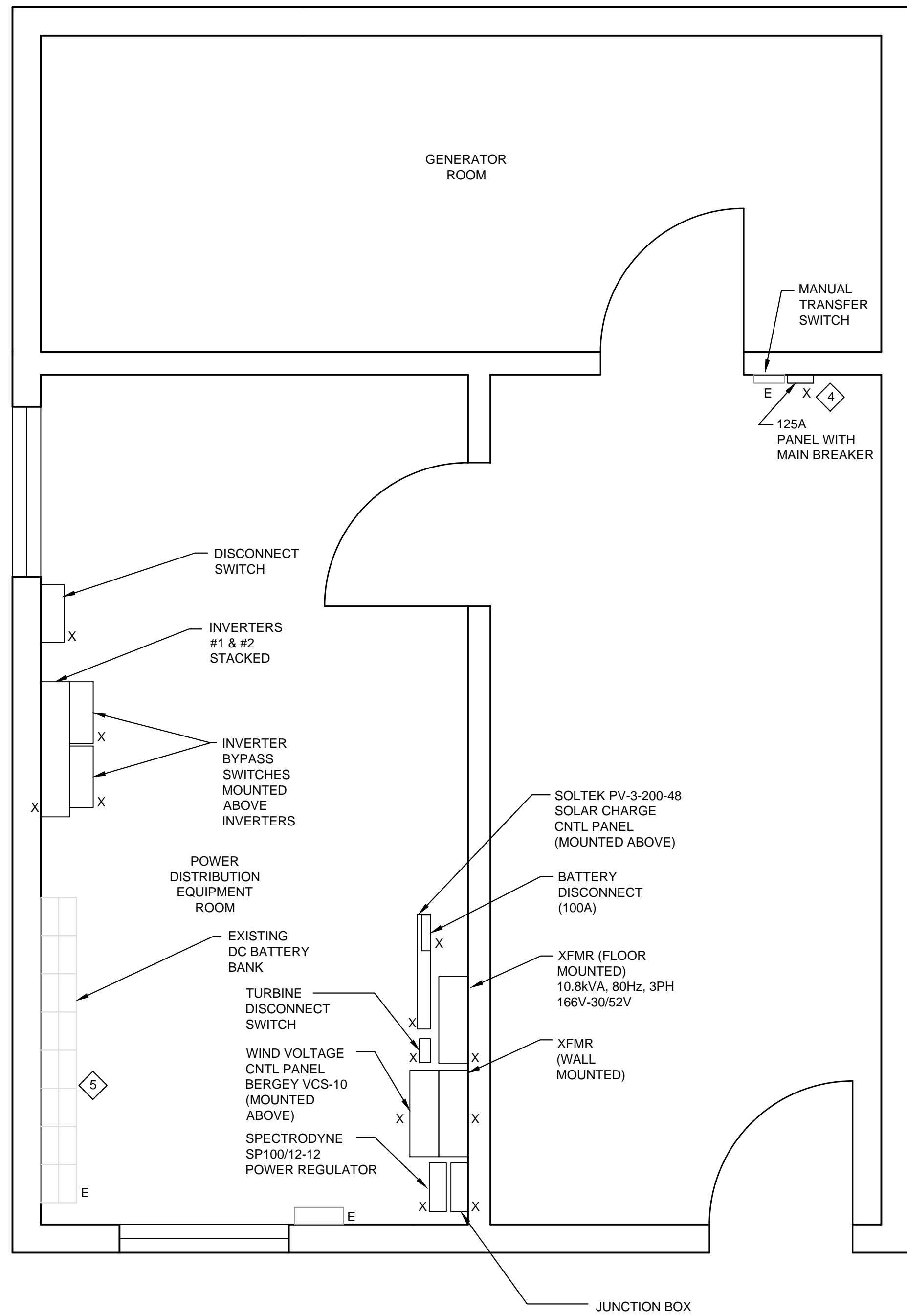


**Copyright Reserved**

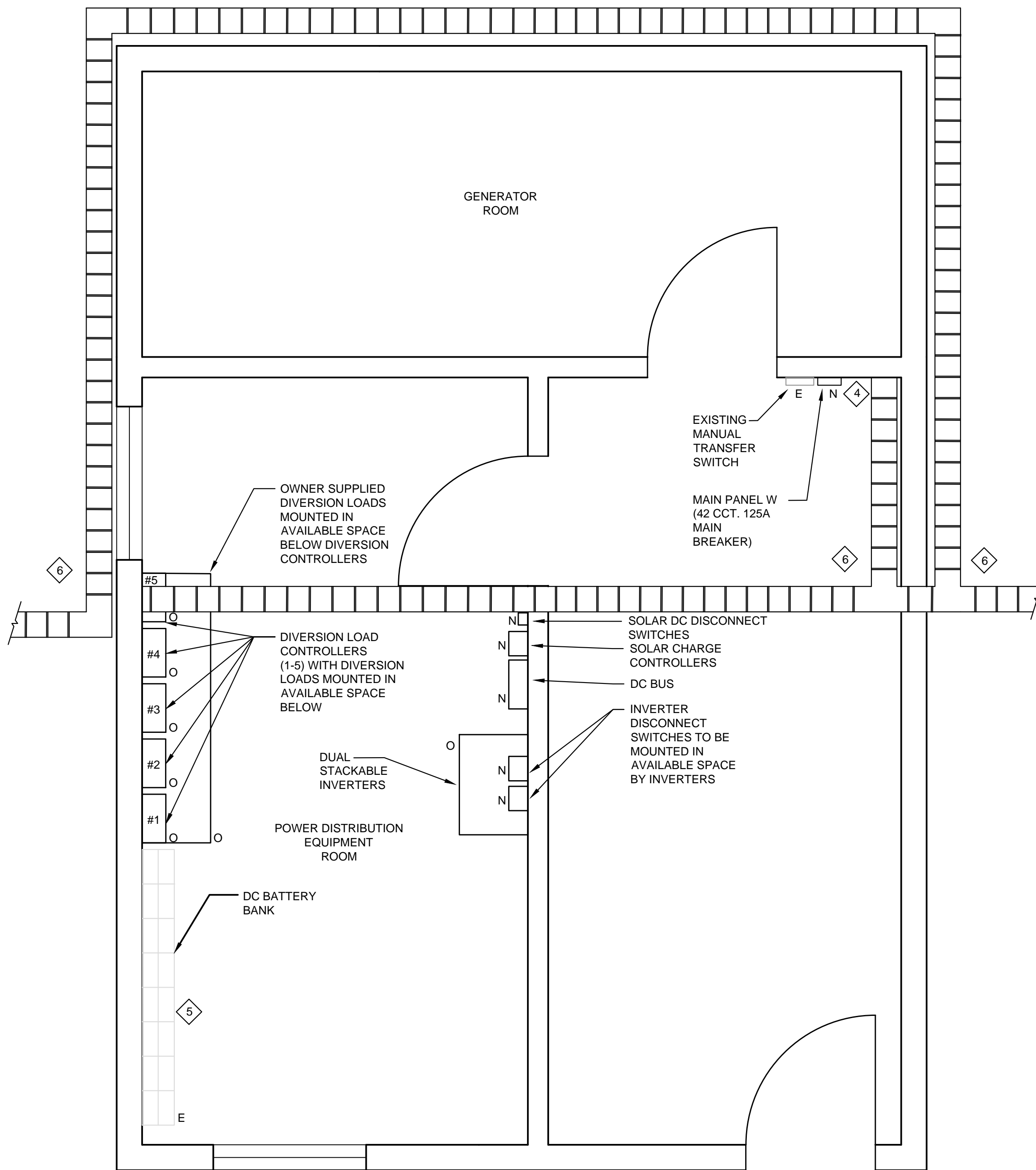
The Contractor shall verify and be responsible for all dimensions. DO NOT scale the drawing - any errors or omissions shall be reported to Stantec without delay.  
The Copyrights to all designs and drawings are the property of Stantec. Reproduction or use for any purpose other than that authorized by Stantec is forbidden.

**ELECTRICAL KEY NOTES**

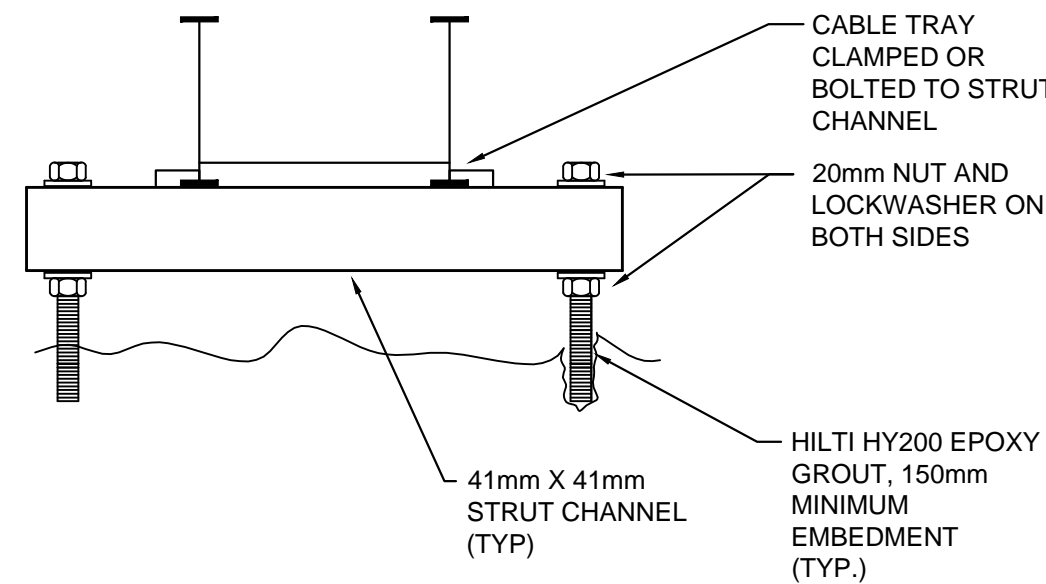
- EXISTING EQUIPMENT FOR WIND/SOLAR POWER DISTRIBUTION SHALL BE REMOVED C/W ALL ASSOCIATED CABLE AND CONDUIT. RETURN EQUIPMENT TO OWNER.
- INSTALL AND CONNECT NEW / OWNER SUPPLIED WIND AND SOLAR POWER DISTRIBUTION EQUIPMENT.
- PROVIDE ALL CABLE AND EQUIPMENT REQUIRED TO ENSURE A COMPLETE INSTALLATION. REFER TO SINGLE LINE DIAGRAM ON DRAWING E-G-03 FOR CABLE SIZES.
- EXISTING PANEL MOUNTED ADJACENT TO MANUAL TRANSFER SWITCH SHALL BE REPLACED BY NEW PANEL 'W' IN SAME LOCATION. REFER TO SINGLE LINE DIAGRAM ON DRAWING E-G-03.
- EXISTING BATTERIES SHALL REMAIN. CONNECT TO NEW WIND/SOLAR EQUIPMENT AS PER THE SINGLE LINE DIAGRAM ON DRAWING E-G-03.
- PROVIDE EXTERIOR CABLE TRAY AS PER DRAWING E-G-01. CONTINUE ROUTING TRAY INSIDE EQUIPMENT BUILDING AS INDICATED ON DETAIL 2. SEAL WALL PENETRATIONS WITH FIRE STOPPING. PROVIDE WEATHERPROOFING FOR EXTERIOR WALL PENETRATION.



**1** EQUIPMENT BUILDING DEMO PLAN  
E-G-02 SCALE: N.T.S.



**2** EQUIPMENT BUILDING PROPOSED PLAN  
E-G-02 SCALE: N.T.S.



**3** CABLE TRAY MOUNTING DETAIL  
E-G-02 SCALE: N.T.S.



0	ISSUED FOR TENDER	03/31 2015
revisions		date

project  
**SOLAR AND WIND POWER REPLACEMENT GREEN ISLAND FORTUNE BAY, NL**  
project

drawing  
**GREEN ISLAND EQUIPMENT BUILDING ELECTRICAL PLANS AND DETAILS**  
design

designed R.M.D. corr

date APR. 2, 2014

drawn J.L.T. dessin

date APR. 2, 2014

approved R.M.D. approuv

date APR. 2, 2014

Tender ANDREW TEMPLE APR. 2, 2014 Soumission

PWGSC Project Manager Administrateur de projets TPGSC

project number 133430024 no. du projet

drawing no. E-G-02 no. du dessin