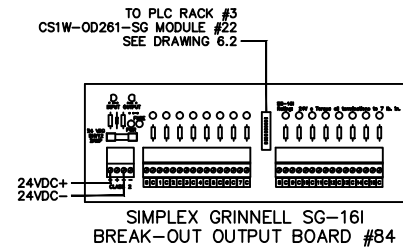
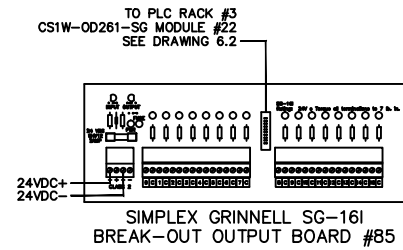


EQUIPMENT CABINET 2



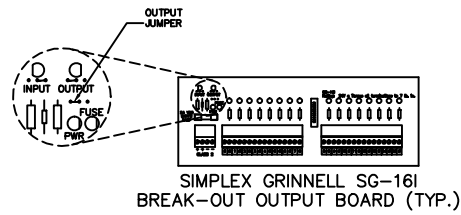
UNITS A & B

SG-161 BOARD #84		
LIGHT NUMBER	PIN	I/O
A114TVON	0C	84.00
A114TVOFF	1C	84.01
B114TVON	2C	84.02
B114TVOFF	3C	84.03
C114TVON	4C	84.04
C114TVOFF	5C	84.05
D114TVON	6C	84.06
D114TVOFF	7C	84.07
A122NORMON	8C	84.08
A122NORMOFF	9C	84.09
A122EMERON	10C	84.10
A122EMEROFF	11C	84.11
B122NORMON	12C	84.12
B122NORMOFF	13C	84.13
B122EMERON	14C	84.14
B122EMEROFF	15C	84.15



UNITS A & B

SG-161 BOARD #84		
LIGHT NUMBER	PIN	I/O
C122NORMON	0C	85.00
C122NORMOFF	1C	85.01
C122EMERON	2C	85.02
C122EMEROFF	3C	85.03
D122NORMON	4C	85.04
D122NORMOFF	5C	85.05
D122EMERON	6C	85.06
D122EMEROFF	7C	85.07
-	8C	85.08
-	9C	85.09
-	10C	85.10
-	11C	85.11
-	12C	85.12
-	13C	85.13
-	14C	85.14
-	15C	85.15



SIMPLEX GRINNELL SG-161 BREAK-OUT OUTPUT BOARD (TYP.)

**GENERAL NOTES:**

- SEE DRAWING 6.3 FOR CABINET CABLE ROUTING.
- SEE DRAWING 8.7 FOR DEVICE WIRING DETAILS.

<b>tyco</b> Fire & Security / SimplexGrinnell 600 WINDMILL ROAD UNIT G DARTMOUTH, NS B3B 1B5 (902) 468-9100 <small>© 2007 SIMPLEX GRINNELL, LP          ALL RIGHTS RESERVED</small>	
REVISION DESCRIPTION NO. DATE 1 6/21/06 REVISED PER MISC CHANGES, RETURNED SUBMITTAL & RFT'S 2 1/17/07 ASBUILT REVISIONS	LIGHTING OUTPUT CONTROL HEADEND TERMINATIONS UNITS A & B SPRINGHILL INSTITUTION REDEVELOPMENT PHASE II SPRINGHILL, NOVA SCOTIA
DRAWN BY: KP DESIGNED BY: CH APPROVED BY: CH	DATE: 2/10/06 DATE: 2/10/06 DATE: 2/10/06
PROJECT NUMBER:	
SHEET TITLE: LIGHTING OUTPUT CONTROL HEADEND TERMINATIONS	
SHEET NUMBER: 8.6	