



RETURN BIDS TO:
RETOURNER LES SOUMISSIONS À:
Bid Receiving Public Works and Government
Services Canada/Réception des soumissions Travaux
publics et Services gouvernementaux Canada
800 Burrard Street, Room 219
800, rue Burrard, pièce 219
Vancouver
British Columbia
V6Z 0B9
Bid Fax: (604) 775-9381

SOLICITATION AMENDMENT

MODIFICATION DE L'INVITATION

The referenced document is hereby revised; unless otherwise indicated, all other terms and conditions of the Solicitation remain the same.

Ce document est par la présente révisé; sauf indication contraire, les modalités de l'invitation demeurent les mêmes.

Comments - Commentaires

Vendor/Firm Name and Address
Raison sociale et adresse du
fournisseur/de l'entrepreneur

Issuing Office - Bureau de distribution
Public Works and Government Services Canada -
Pacific Region
800 Burrard Street, Room 219
800, rue Burrard, pièce 219
Vancouver
British C
V6Z 0B9

Title - Sujet Cape Beale Light Tower Refurbishmen	
Solicitation No. - N° de l'invitation F1700-150861/A	Amendment No. - N° modif. 001
Client Reference No. - N° de référence du client	Date 2015-11-03
GETS Reference No. - N° de référence de SEAG PW-\$PWY-031-7646	
File No. - N° de dossier PWY-5-38235 (031)	CCC No./N° CCC - FMS No./N° VME
Solicitation Closes - L'invitation prend fin at - à 02:00 PM on - le 2015-11-12	Time Zone Fuseau horaire Pacific Standard Time PST
F.O.B. - F.A.B. Plant-Usine: <input type="checkbox"/> Destination: <input checked="" type="checkbox"/> Other-Autre: <input type="checkbox"/>	
Address Enquiries to: - Adresser toutes questions à: Leung, Janie	Buyer Id - Id de l'acheteur pwy031
Telephone No. - N° de téléphone (604) 666-8228 ()	FAX No. - N° de FAX (604) 775-6633
Destination - of Goods, Services, and Construction: Destination - des biens, services et construction: DFO - Cape Beale Light Station - Bamfield, BC	

Instructions: See Herein

Instructions: Voir aux présentes

Delivery Required - Livraison exigée	Delivery Offered - Livraison proposée
Vendor/Firm Name and Address Raison sociale et adresse du fournisseur/de l'entrepreneur	
Telephone No. - N° de téléphone Facsimile No. - N° de télécopieur	
Name and title of person authorized to sign on behalf of Vendor/Firm (type or print) Nom et titre de la personne autorisée à signer au nom du fournisseur/ de l'entrepreneur (taper ou écrire en caractères d'imprimerie)	
Signature	Date

Les documents français seront disponibles sur demande.

This Amendment 001 is raised to provide the list of Bidder's Conference attendees, address questions, provide the Bidder's Conference presentation deck, and provide the Bidder's Conference meeting minutes and site photos.

Bidder's Conference Attendees

Boston Construction Corporation
Deco Plus Painting & Contracting Ltd.
Seismic 2000 Construction Ltd.
Tri City Finishing
BROD Demolition

Questions and Answers

- 1) Can Public Works please give a contact recommendation on transportation company for "viewing" purposes, I assume there must be one that is used frequently, for both locations please if possible.
- a. CCG typically accesses both sites via CCG helicopters. Both helipads can accommodate a Bell 212 helicopter or smaller. Cape Beale can be accessed by small boats at high tide. Nootka can be accessed by small boats at any tide. Please notify Janie Leung at least 48 hours in advance of visiting either site so we can let the light keepers know. The following are helicopter charter companies in those areas that could provide helicopter transport to either site:

E&B Helicopters (Campbell River, Gold River, and Port Alberni)
Kestrel Helicopters (Parkesville)
Westcoast Helicopters (Campbell River and Nanaimo)

- 2) Have these projects gone out to tender and not gone ahead previously, if so when exactly were they put out to tender?
- a. No
- 3) What is likelihood of these projects going ahead and being approved? is this more of a formal budgeting or is it strong intent to have this work approved
- a. Construction budgets have been approved and there is strong intent to complete both works this fiscal year.

Meeting Questions and Follow-Up Answers

- 1) Is the exterior of tower rated for the wind loads if it is shrink wrapped?
- a. It may be possible to use the existing framing of the tower for support of the shrink wrap, however, the design and detailing of the enclosure system is the responsibility of the contractor. We had envisioned that the shrink wrap would be installed on the access scaffolding. Additional information on the structural framing and details of the tower can be provided upon request.
- 2) What are the first aid requirements and material available on site?
- a. Contractor will be responsible for first aid of its crew and mobilizing all associated first aid equipment to site.
- 3) Are interior stairs and platforms required to be stripped and painted similar to the rest of the tower interior?
- a. Yes

Solicitation No. - N° de l'invitation
F1700-150861/A

Amd. No. - N° de la modif.
001

Buyer ID - Id de l'acheteur
PWY031

Client Ref. No. - N° de réf. du client

File No. - N° du dossier
PWY-5-38235

CCC No./N° CCC - FMS No./N° VME

4) For the 9 month warrantee inspection will DFO/CCG provide helicopter transportation?

a. Yes

5) Will the material coating and surface preparation specifications be flexible?

a. Contractor to submit proposed coating systems and each will be reviewed for acceptability. It is expected that 100 % of visible lead based paint will be removed and that clean bare metal is exposed.

6) Can we do photo transfers through satellite internet? And will DFO/CCG pay for equipment?

a. Site does have limited cell coverage, but DFO/CCG will not be able to cover satellite internet equipment for contractor use.

All other terms and conditions remain unchanged.

Contract No. F1700-150861

Bidders' Conference Meeting

TOWER REFURBISHMENT: CAPE BEALE LIGHT STATION

Oct 29, 2015

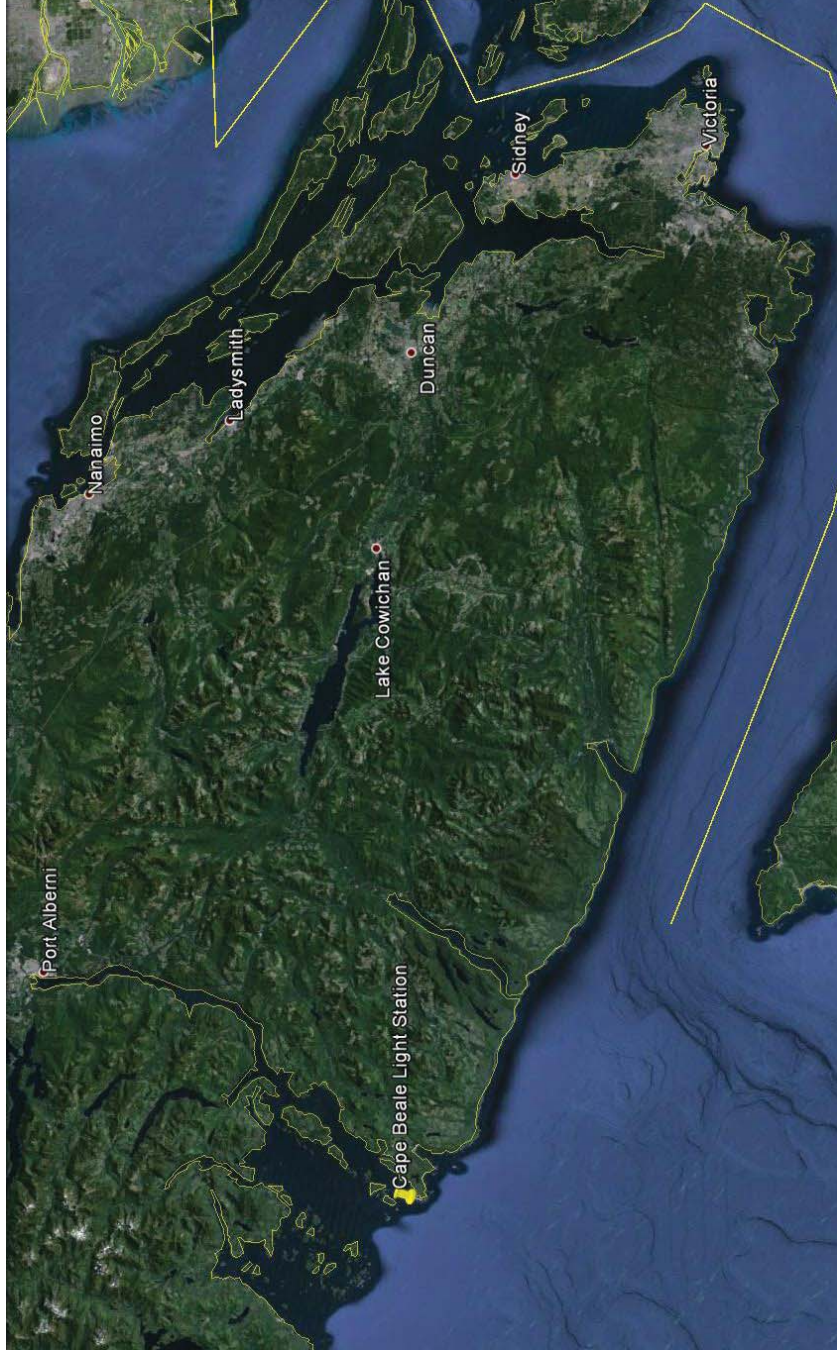
Bidders Meeting Agenda

- Introduction
 - Scheduling
 - Site Conditions
- Project – Technical Info
 - Questions?

INTRODUCTION

Cape Beale Light Station


Cape Beale Light Station is located on the west coast of Vancouver Is, ~8km SW of Bamfield, on a point within the Pacific Rim National Park.



Cape Beale Light Tower

The current light tower was built in 1958 and designated as a 'Heritage Lighthouse' earlier this year (2015).

The steel framed tower has 5 levels (lantern house is level 5) and is ~32 feet in height (lower level floor to lantern house floor). It supports an aluminum lantern house that houses the navigational aid (light). The structure is mounted on several concrete foundations.



Project Scope

The light tower refurbishment work will involve the following items (generally):

- Removal/disposal of existing asbestos sheathing.
- Removal of lead paint (stair shaft only).
- Repairs to structure and install of new members.
- Prep and paint of stair shaft and landings/stairs.
- Supply and install of new sheet metal cladding.
- Salvage-of existing and reinstall-of 2 doors.

Document Changes and Addenda

This Bidders' Conference Meeting is for information purposes only. Items discussed here do not change any of the Contract Documents.

Bidders must rely on the published Addenda for official answers to questions that are raised during the meeting and not currently covered by the contract documents.

An Addenda will be posted with the questions and answers from this meeting.

Invitation to Tender

The Invitation to Tender document contains all the information on the following contract items:

- Bid submittal requirements
- Special Instructions to Bidders
- General Instructions – Construction Services
- Bid Security Requirements
- Insurance Conditions
- Contract Documents
- Bid and Acceptance Form

Questions and clarifications with these or other items outside this meeting are to be directed to the PWGSC Supply Specialist, Janie Leung.

Project Personnel

- Project Contact (DFO) – John Makkinga, Eng Tech
- Project Manager (DFO) – Shaun Zealand, Eng
- Supply Specialist (PWGSC) – Jaine Leung
- Project Manager (WSP) – Randy Emery, PEng
- Building Envelope (GOAL) – Greg Ovstaas, PEng

Scheduling

- **Nov 5th**: Bid conference meeting questions and answers to be posted
- **Nov 6th**: Bid question deadline
- **Nov 12th**: Bid closing
- **Nov 20th**: Proposed contract award

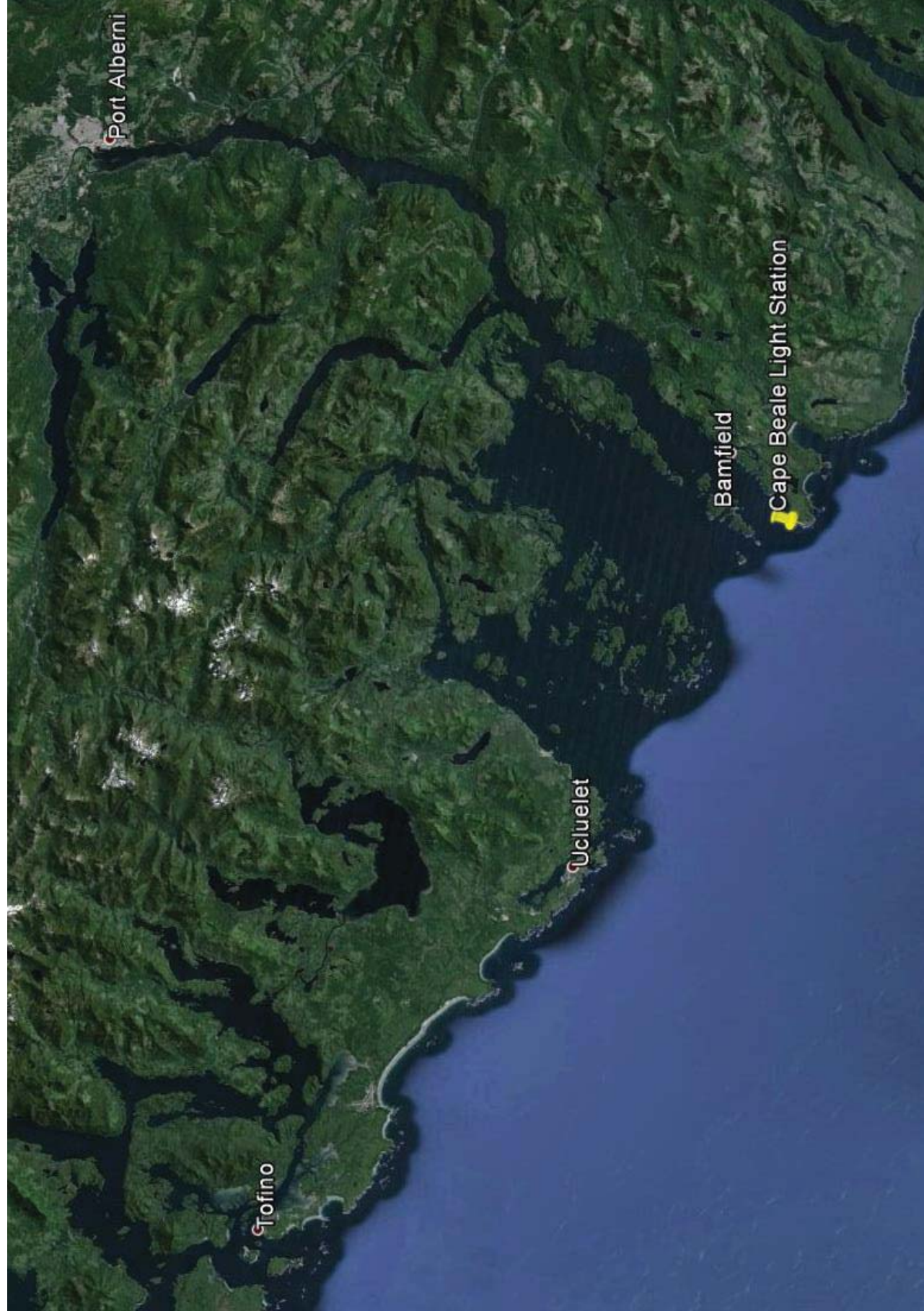
Construction scheduling to be done after contract award. Work to be completed by Mar 6, 2016.

SITE CONDITIONS

Site Access

Cape Beale Light Station is most easily accessed by helicopter or ship.

CCG vessels (ships) typically deliver materials to the site via a tender workboat using the site's wharf derrick (at lower station) and aerial highline (to upper station), but this is very weather and sea-condition dependent.





Site Access – Lower Station



At low tide wharf is not accessible by boat.

Site Access – Upper Station



Derrick and Aerial Highline Use

CCG workboats are offloaded with a derrick system that is rated at a 1000 lb Safe Working Load limit. Materials can be moved from lower station (derrick landing) to upper station via aerial highline (slung loads), safe load for aerial highline is also 1000 lbs.

Use of the derrick or aerial highline must be coordinated with DFO/CCG in advance and the light keepers are the only people permitted to operate.



Upper (left) and lower
(above) aerial highline.
Handtruck required to move
materials from derrick to
lower aerial highline.

Site Storage



Storage space for equipment and materials on-station is limited.

Helipad Rating and Usage

The helicopter landing pad is timber construction. The largest helicopter it is rated for is a Bell 212.

The landing pad area is ~35' x 48'

Use of the helipad needs to be coordinated in advance with the CCG and the DFO Project Contact (or DFO Project Manager).

Helipad



Helipad Access



Site Accommodations

There is a residence on-station available for accommodations.

Residence has three bedrooms, living room, one bathroom, and kitchen. Basement is unfinished, some storage space.

Use of the accommodations is \$10 per night per person (taxes included) payable to the light keeper.

The contractor will be liable for any damages to the residence and is expected to keep residence clean.

Communications

Generally there is cell coverage on site but 'on-the-edge' of coverage so at times service not available.

Site has VHF radio and ALN phone circuit for communications.

Contractors are permitted to use ALN phone circuit in emergencies.

Generators and Power Usage

Site is powered by two diesel generators (15kW and 23kW). Note, engine room is located at lower station (not near light tower).

Generators operate as a duty unit and back-up unit.

Site power through the generator is available to the contractor, however any power requirements beyond the safe loads of the generators are to be provided by the contractor.

Site Water Supply

The site's potable water supply is from collected rainwater that is stored in cisterns and then filtered.

Water restrictions can be common depending on rainfall frequency and amounts, conservation of water often is required.

Water may be available for construction use. If additional water is required for construction purposes (more than available at 'residence' cistern), it is the responsibility of the contractor to supply.

PROJECT – TECHNICAL INFO


WSP and GOAL Engineering project comments.



Uneven ground/rock at one side (above). Winch bldg close at one side (left). Daymark signboards confine space (near top of tower).



Tower interior. Timber (2x4, 2x6) nailers bolted to steel frame, decayed at lower levels, asbestos sheathing secured-to with small lags.





QUESTIONS?

Document 001

PREBID MEETING AGENDA

Project: Tower Refurbishment – Cape Beale Lighthouse
Project No.: F1700-150861 **Date:** Oct 29, 2015 **Time:** 1:00pm PST
Meeting Location: Victoria CCG Base, 25 Huron St, Victoria, BC V8V 4V9, Wedge Meeting Room

INTRODUCTIONS:

- Name, location and general scope of project
- Sign-in sheet
- Purpose of meeting
- Bid documents changes and Addenda clarifications
- Contract conditions, insurance requirements, bid bonds, and bid submittals
- Project personnel and responsibilities

SCHEDULING:

- Bid conference notes, questions, and answers – posted by Nov 5th
- Bid question deadline – Nov 6th
- Bid closing – Nov 12th
- Contract award (tentatively) – Nov 20th
- Contract scheduling after award

SITE CONDITIONS:

- Site access options / restrictions
 - o Material and equipment transport options
 - o Site storage areas
 - o Derrick and aerial highline use requirements
 - o Helipad rating and usage requirements
- Site accommodations and facilities
- Communications limitations
- Generators and power usage
- Site water supply

PROJECT:

- Removal and disposal of asbestos sheathing
- Removal of lead paint (stair shaft only)
- Repairs to structure and install of new members
- Prep and painting of stair shaft, landings, and stairs
- Supply and install of new sheet metal cladding
- Salvage of existing and reinstall of 2 doors

QUESTIONS:

All tender questions from the meeting that are not covered in the project tender package will be documented in writing and posted with official answers as an Addenda.

PREBID MEETING MINUTES

DISCUSSION NOTES AND COMMENTS:

- Foyer is also referred to as the vestibule
- Intent of tender package was for preparation and painting of all steel work on the inside of the tower, including the structural framing of the stair shaft and vestibule, stairs, landings, handrails, and underside of the lantern room platform.
- Accommodation available for 6 people in 3 bedroom crew house. Each room has two single beds.
- The generator building is located at the lower site. Power is run to the upper site and there is a 600 volt distribution box adjacent to the tower. 3 -120v 15amp circuits will be provided and 1 – 240v 30 Amp could be provided, any further power requirements will have to be provided by the contractor via additional generator(s).
- Specification Section 07 42 13 has a typo and will be addressed as a formal addenda
 - Clause 2.1.1.3.1 should read “Profile to be 300 mm wide by 40 mm deep.”
- Anchors bolts do not require replacement at Cape Beale. There is a repair detail in the tender package for the new corner anchor plates. Do not assume the anchor plate details on drawing are accurate. It is recommended that templates are used for new corner anchor plates at each location prior to fabrication to ensure fit. Field drilling of holes for bolts is acceptable.
- Wood box housing electrical power inlet on exterior of tower to be removed, but not replaced. Instead a hole or penetration in the replacement cladding system will be needed for the electrical inlet. The electrical wiring install is not part of contract requirements.
- Underside of lantern house platform requires prep and painting, but top of lantern deck and side edges do not.
- As indicated on Plan 1 / S003, the existing bolts securing the lantern house to the platform are to be replaced.
- As indicated on Elevation 2 / S003, one horizontal member of the main tower framing is to be replaced.
- Approximately 20,000 liters of water is available to contractor for construction in a small cistern-building near the tower. Water is clean but not considered potable and not plumbed-in. Contractor would need to be plumb and pump water from cistern.
- Site photos will be posted with the tender documents as a pdf file.
- Site inspections by consultants will be periodic and scheduled around construction schedule. 4 site visits by each consultant are planned, but additional inspection trips will be arranged when required.
- Specifications include detailed requirements for a plywood deck at bottom of tower to support the scaffolding and containment of all the asbestos and lead paint coatings to be removed. The deck is to be designed by a structural engineer and sealed shop drawings are to be submitted as specified in section 02 82 00.02 clause 3.2.4.1 and 2.



2015_07_16_Cape_Beale_011_481 crop2 (Large).jpg



IMG_0704 (Large).JPG



IMG_0720 (Large).JPG



IMG_0724 (Large).JPG



IMG_0725 (Large).JPG



IMG_0740 (Large).JPG



IMG_0739 (Large).JPG



IMG_0741 (Large).JPG




IMG_0742 (Large).JPG



CapeBeale IMG_0748 (Large).JPG



IMG_0777 (Large).JPG



IMG_0746 (Large).JPG



IMG_0747 (Large).JPG



IMG_0749 (Large).JPG



IMG_0750 (Large).JPG



IMG_0752 (Large).JPG



CapeBeale IMG_0782 (Large).JPG



IMG_0771 (Large).JPG



IMG_0773 (Large).JPG



IMG_0778 (Large).JPG



IMG_0784 (Large).JPG



CBeale CrewRes-FrontEntry IMG_0557 (Large).JPG