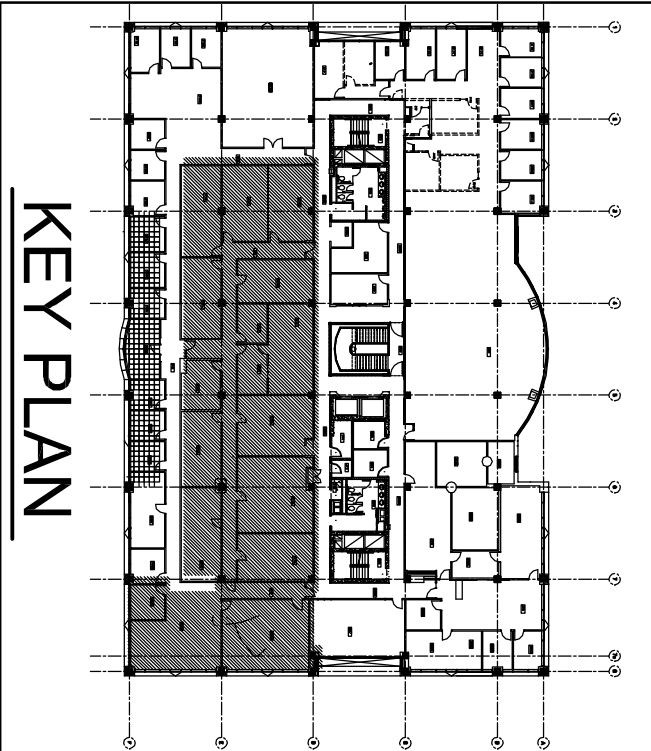
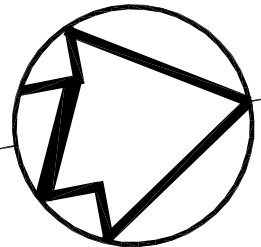
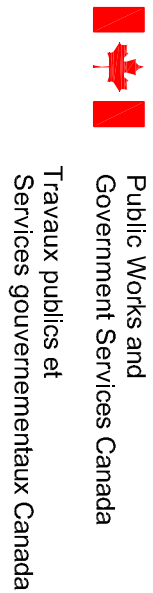


DEMOLITION NOTES:

1. PRIOR TO COMMENCEMENT OF WORK, ORDERING OF EQUIPMENT AND/OR FABRICATING MATERIALS THE CONTRACTOR SHALL VISIT THE SITE TO VERIFY EXISTING CONDITIONS. THIS SHALL BE DONE IN ORDER TO CONFIRM THAT EQUIPMENT AND SERVICES CAN BE INSTALLED AS SHOWN ON DRAWINGS. IT IS THE CONTRACTORS RESPONSIBILITY TO NOTIFY THE ENGINEERS OF ANY DISCREPANCIES, OMISSIONS AND/OR INTERFERENCES PRIOR TO COMMENCEMENT OF WORK.
2. REMOVE ALL EXCESS DUCTWORK TO BRING BACK TO ORIGINAL DESIGN. DUCTWORK COMING OFF THE AHU1 & 2 MAIN DUCTS DELIVERING AIR INTO PROJECTS SCOPE OF WORK AREA, WHICH ARE NOT SHOWN ON THE DRAWING, TO BE REMOVED AND CAPPED BACK TO MAIN DUCT. CONTRACTOR TO VERIFY EXISTING DUCTWORK FROM AHU-1 & 2 ON SITE.
3. ALL EXISTING FLEXIBLE DUCTS CONNECTING TO S/A DIFFUSERS TO BE REMOVED.
4. ALL DEMOLITION TO BE IN PHASES AS PER THE NEW CONSTRUCTION PHASE ON DRAWING M-5.
5. COORDINATE WITH TENANT PRIOR TO START OF DEMOLITION AND SCHEDULE CONSTRUCTION ACCORDINGLY.
6. AHU-4 SYSTEM TO REMAIN OPERATIONAL DURING CONSTRUCTION.
7. WORK AREAS TO BE CLEANED DAILY.
8. ALL WORK TO BE CONTAINED IN ROOMS AS PER THE PHASING SCHEDULE. PROVIDE TEMPORARY DEVICES TO AVOID DUST FROM WORK AREA TO OTHER ROOMS.
9. IN THE ROOMS UNDER CONSTRUCTION DURING PHASES, CONTRACTOR TO PROVIDE TEMPORARY HEATING FOR PERIMETER ROOMS TO MAINTAIN ROOM TEMPERATURE DURING HEATING SEASON, AND TEMPORARY COOLING FOR OCCUPIED ROOMS TO AVOID OVER-HEATING. HEATING AND COOLING UNITS CAPACITY ARE LISTED IN THE DRAWING M-5. CONTRACTOR TO BE RESPONSIBLE FOR POWER & DUCTWORK CONNECTING OPERATING AND MAINTAINING THE PORTABLE A/C & HEATING UNITS.
10. WHERE DIFFUSERS/GRILLES ARE REMOVED CONTRACTOR TO REPLACE ALL CEILING TILES WITH NEW MATCHING THE EXISTING.

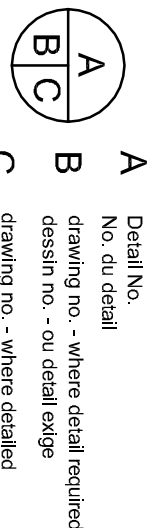


KEY PLAN



04	ISSUED FOR TENDER	2015-10-19
03	ISSUED FOR 99% REVIEW	2015-09-04
02	ISSUED FOR 75% REVIEW	2015-08-06
01	ISSUED FOR REVIEW	2015-06-30
revision		date

Do not scale drawings. Verify all dimensions and conditions on site and immediately notify me. Departmental Representative of all discrepancies.

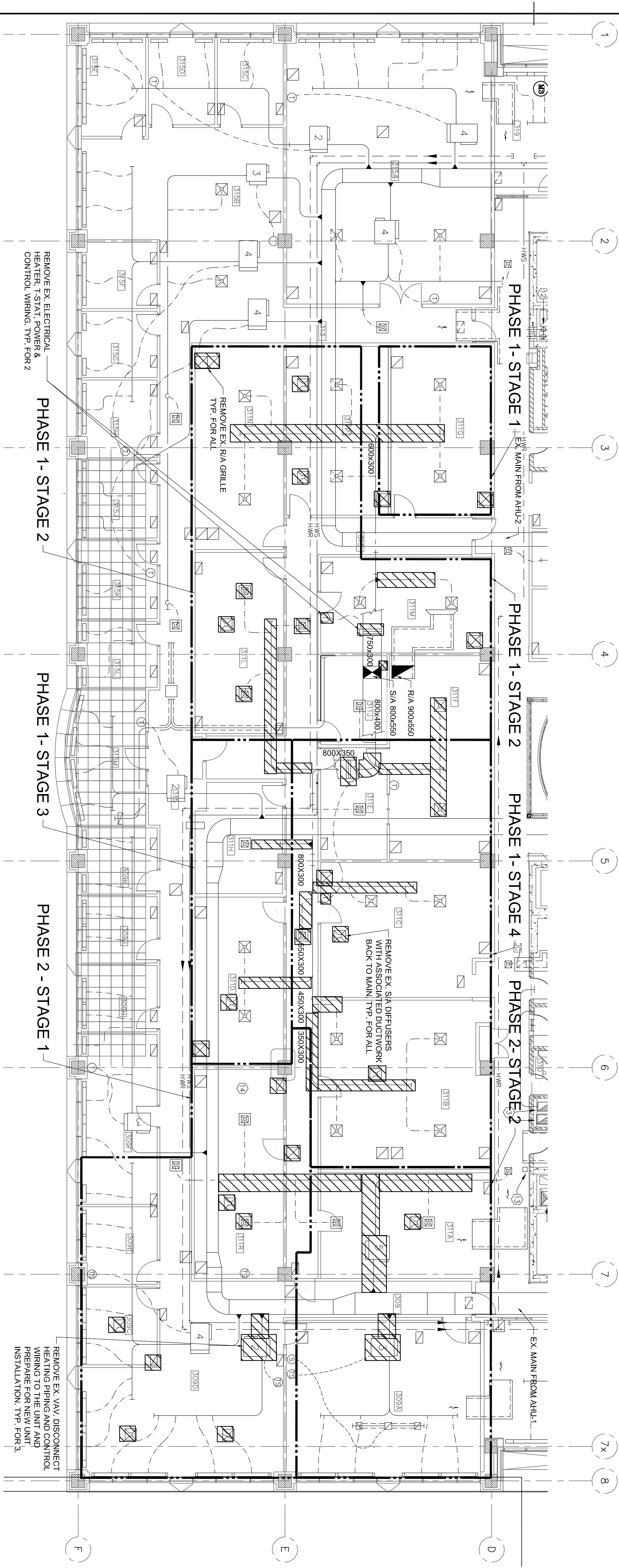


project name
NEWMARKET
PWGSC
Ontario

HVAC UPGRADES

3RD FLOOR MECHANICAL
DEMOLITION

drawing title date to design	drawing title date to design
designed by P.F.	designed by P.F.
checked by F.W.	checked by F.W.
approved by D.M.	approved by D.M.
date S.D.	date S.D.
project date 2015-09-04	project date 2015-09-04
project no. R.071640.001	project no. R.071640.001
drawing no. M-4	drawing no. M-4



3RD FLOOR MECHANICAL - DEMOLITION

SCALE: 1:100