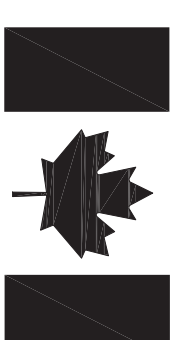


FISHERIES AND OCEANS



Canada

**FORT AMHERST RETAINING WALLS
RESTORATION AND REPAIR**

ST. JOHN'S, NL

PROJECT NO.: F6879-155026

ISSUED FOR TENDER

DATE: DECEMBER 3, 2015

**CLIENT/OWNER:
DEPARTMENT OF FISHERIES & OCEANS,
REAL PROPERTY, SAFETY & SECURITY**



NEWFOUNDLAND AND LABRADOR ASSOCIATION OF ARCHITECTS
 Licensed Professional Architect
 License No. 15112/25
 Date of Issue: Dec 31, 2015

- GENERAL NOTES - RESTORATION**
- GENERAL CONTRACTOR HEREIN CALLED AS "THE CONTRACTOR" MUST HAVE THE SKILL AND KNOWLEDGE OF UNDERSTANDING HISTORIC BUILDING RESTORATION AND HOW TO PRESERVE HERITAGE CHARACTERS AT THE SITE.
 - THE CONTRACTOR TO PROVIDE RESTORATION METHOD STATEMENT FOR COMMENCING WITH WORK. THE STATEMENT MUST INCLUDE BUT NOT LIMITED TO THE FOLLOWING:
 - CONDUCT SITE SURVEY AND IDENTIFY IMMEDIATE REPLACEMENT WITH NEW STONES, THE MAXIMUM POSSIBLE REPLACEMENT OF STONES WILL NOT BE MORE THAN 20% OF EXISTING. NEW STONE SHAPE, COLOUR, TYPE OF COURSING AND TYPE OF JOINTS, ALL REPLACEMENT STONE TO BE SET TO THE ORIGINAL WALL FACE LINE. SALVAGE, CLEAN AND SOURCE STONE TO BE USED TO REPLACE STONE. SALVAGE FOR LATER USE. CUT DETERIORATED STONE AND REUSE TO MATCH EXISTING AS REQUIRED. SALT DEPOSITS ON FACE OF STONE. THE CONTRACTOR TO USE HAND TOOLS. NO WATER PRESSURE TO BE USED. REMOVE PLANTS. VEGETATION SHALL BE UNDISTURBED IN STAGES WITH PROPER BACKFILLING AND STABILIZING PRIOR TO COMMENCE OF THE NEXT WORK. DIRECT WATER SEIZED BEHIND THE RETAINING WALL OUT THROUGH STONE HOLES AT MAXIMUM 900MM INTERVALS.
 - THE CONTRACTOR TO PROVIDE HOARDING, SHORING AND SCAFFOLDING DRAWINGS.
 - THE AREA SURROUNDING THE MASONRY WALL NEED TO BE STABILIZED PRIOR TO REMOVING ANY PORTIONS OF STONE WALL. PRESSURE ON RETAINING WALL. ENGINEERING DRAWINGS TO BE PROVIDED BY THE CONTRACTOR.
 - THE CONTRACTOR MUST VERIFY ALL DIMENSIONS AND CONDITIONS ON SITE BEFORE PROCEEDING WITH ANY PORTION OF THIS WORK. ANY DISCREPANCIES TO BE REPORTED TO THE ARCHITECT PRIOR TO COMMENCING WORK. DO NOT SCALE FROM DRAWINGS.
 - THE CONTRACTOR TO MOBILIZE HIS/HER OWN EQUIPMENT TO THE SITE. SCHEDULES AND SITE CLEARANCES PRIOR TO COMMENCING WORK.
 - MAKE GOOD ALL SURFACES TO LIKE NEW WALLS. SITE PEDESTRIAN ACCESS AND ASPHALT ROADS.
 - OWNER HAS FIRST RIGHT OF REFUSAL ON ANY EQUIPMENT BEING TAKEN OUT OF SERVICE. ANY ITEMS NOT WANTED BY OWNER SHALL BE DISPOSED OF BY THE CONTRACTOR. CONTRACTOR TO INCLUDE UNLOADING, AND/OR DISPOSAL.



PHOTO 1-MASONRY RETAINING WALL



PHOTO 4-MASONRY RETAINING WALL



PHOTO 2-CIRCULAR MASONRY RETAINING WALL



PHOTO 5-CIRCULAR MASONRY RETAINING WALL



PHOTO 3-CIRCULAR MASONRY RETAINING WALL



PHOTO 6-MASONRY RETAINING WALL


PHOTOGRAPHS - SITE CONDITION

RESTORATION NOTES:

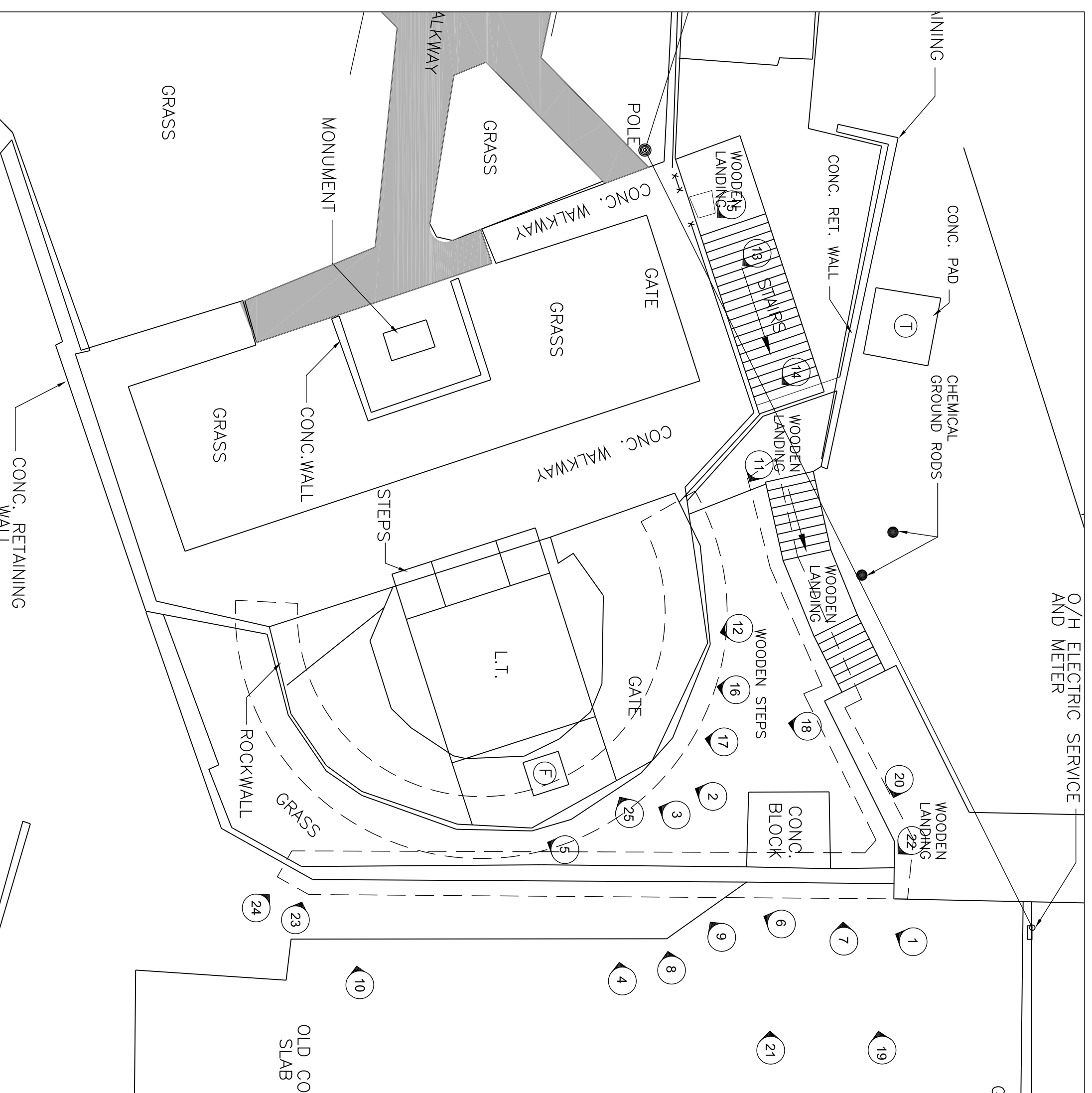
- (R1) CAREFULLY REMOVE LOOSE STONE CONING, SETTLED AND DISPLACED STONE, STOCK PILE. CLEAN AND RESTORE. REINSTATE STONE AND COURSING AND PATTERN STYLE.
- (R2) REPAIR STONE WALLS, ADD AND REINSTATE MISSING AND WASHOUT CARRIED OUT IN NATURAL STONE TO MATCH THE EXISTING IN BOTH COLOUR AND TEXTURE. THE CONTRACTOR TO SUBMIT DETAILED VERTICAL SECTION DRAWING TO DEPARTMENTAL REPRESENTATIVE OUTLINING MEASURES AND PROCEDURES PROPOSED TO ENSURE NEW WORKS MATCH EXISTING STONE WORKS.
- (R3) CUT OUT DETERIORATED STONE AND REUSE AS REQUIRED TO MATCH EXISTING.
- (R4) REMOVE LOOSE, DELAMINATED AND WALL JOINTS USING HAND TOOLS. REINSTATE USING MORTAR AS PER RESTORATION JOINT SPECIFICATIONS. TO MATCH EXISTING. MAINTAIN EXISTING WIDTH AND STYLE. WASH AND CLEAN ALL SURFACES REQUIRED TO MATCH EXISTING.
- (R5) REMOVE, CLEAN AND WASH FACE OF MASONRY WALL FROM SALT RESIDUES AND BRINDS DOWN.
- (R6) REMOVE PLANTS AND ROOTS FROM BETWEEN STONE JOINTS.
- (R7) REMOVE WHITE ARTIFICIAL STONE AND REPLACED IT WITH ORIGINAL ONE AND RE-POINT TO MATCH EXISTING.
- (R8) REINSTATE CONCRETE CAP ABOVE STONE TO MATCH EXISTING.
- (R9) REINSTATE LOOSE BACKFILL AFTER REMOVAL OF EXISTING BACKFILL. GEOTECHNICAL SEPARATOR AND RIBBLE MASONRY, FILL VOIDS WITH GROUT AS SPECIFIED AND APPROVED. MAINTAIN AND PROVIDE WEERING HOLES FOR INTERVALS TO DIRECT WATER TO OUTSIDE.
- (R10) BULGED PORTION OF STONE WALL TO BE REINFORCED WITH REBAR AND SALT RESIDUES TO MATCH FACE LINE OF EXISTING WALL.
- (R11) REMOVE RUST ON REBARS AND REPLACE IT WITH ORIGINAL ONE AND MISSING STONE.

3 A01

1 A01



--- OUTLINE OF SCOPE OF WORK



KEY PLAN
SCALE 1:100

2 A01

no.	Project - project	revision	date	by	approved
1	ISSUED FOR TENDER		15/12/22	RP	C.S
0	ISSUED FOR PRELIMINARY REVIEW		15/11/25	RP	C.S

KEY PLAN/RESTORATION NOTES AND PHOTOGRAPHS

drawn - design	RP	designed - design par	C.S
date - date	NOV. 2015	checked - verify	G SNOW
scale - echelle	AS SHOWN	approved for tender-approve pour /titre	
project no. - projet no.	F6879-155029	drawing no. - no du dessin	sheet - feuille
	01N1001D017A1		A01



NEWFOUNDLAND AND LABRADOR
 Registered Professional Engineer
 License No. 11111
 Registered Professional Architect
 License No. 11111

- GENERAL NOTES - RESTORATION**
- GENERAL CONTRACTOR HEREIN CALLED AS THE CONTRACTOR, MUST HAVE THE SKILL AND KNOWLEDGE OF UNDERSTANDING HISTORIC BUILDING RESTORATION AND HOW TO PRESERVE HERITAGE CHARACTERS AT THE SITE.
 - THE CONTRACTOR TO PROVIDE RESTORATION METHOD STATEMENT FOR COMMENCING WITH WORK. THE STATEMENT MUST INCLUDE BUT NOT LIMITED TO THE FOLLOWING:
 - CONDUCT SITE SURVEY AND IDENTIFY IMMEDIATE REPLACEMENT WITH NEW STONES. THE MAXIMUM POSSIBLE REPLACEMENT OF STONES WILL NOT BE MORE THAN 20% OF EXISTING. NEW STONE SHAPE, COLOUR, TYPE OF COURSING AND TYPE OF JOINTS, ALL REPLACEMENT STONE TO BE SET TO THE ORIGINAL WALL FACE LINE. SALVAGE, CLEAN AND SOURCE TO DETERMINE AND REMOVE LOOSE STONE. SALVAGE FOR LATER USE. CUT DETERIORATED STONE AND REUSE TO MATCH EXISTING AS REQUIRED. SALT DEPOSITS ON FACE OF STONE. THE CONTRACTOR TO USE HAND TOOLS. NO WATER PRESSURE TO BE USED. REMOVE PLASTER SHALL BE UNSETTLED IN STAGES WITH PROPER BACKFILLING AND STABILIZING PRIOR TO COMMENCE OF THE NEXT WORK. DIRECT WATER SEIZED BEHIND THE RETAINING WALL OUT THROUGH STONE HOLES AT MAXIMUM 900MM INTERVALS.
 - THE CONTRACTOR TO PROVIDE HOARDING, SHORING AND SCAFFOLDING DRAWINGS.
 - THE AREA SURROUNDING THE MASONRY WALL NEED TO BE STABILIZED PRIOR TO REMOVING ANY PORTIONS OF STONE WALL. PRESSURE ON RETAINING WALL ENGINEERING DRAWINGS TO BE PROVIDED BY THE CONTRACTOR.
 - THE CONTRACTOR MUST VERIFY ALL DIMENSIONS AND CONDITIONS ON SITE BEFORE PROCEEDING WITH ANY PORTION OF THIS WORK. ANY DISCREPANCIES TO BE REPORTED TO THE ARCHITECT PRIOR TO COMMENCING WORK. DO NOT SCALE FROM DRAWINGS.
 - THE CONTRACTOR TO MOBILIZE HIS/HER TEAM TO SITE IN COORDINATION WITH SCHEDULES AND SITE CLEARANCES PRIOR TO COMMENCING WORK.
 - MAKE GOOD ALL SURFACES TO LIKE NEW WALLS. SITE PEDESTRIAN ACCESS AND ASPHALT ROADS.
 - OWNER HAS FIRST RIGHT OF REFUSAL ON ANY EQUIPMENT BEING TAKEN OUT OF SERVICE. ANY ITEMS NOT WANTED BY OWNER SHALL BE DISPOSED OF BY THE CONTRACTOR. CONTRACTOR TO INCLUDE UNLOADING, AND/OR DISPOSAL.



PHOTO 7-MASONRY RETAINING WALL

R6
R7
R8
R9
R10
R11
R12
R13
R14



PHOTO 10-CORNER OF MASONRY WALL AND CONCRETE RETAINING WALL-SOUTH ELEVATION



PHOTO 8-MASONRY RETAINING WALLS-EAST ELEVATION

R1



PHOTO 11-MASONRY RETAINING WALL-NORTH ELEVATION

R1
R2



PHOTO 9-MASONRY RETAINING WALLS-EAST ELEVATION

R1
R2
R3
R4
R5



PHOTO 12-PORTAL LOSE AT JOINTS-BEDDING

R2
R3
R4
R5




PHOTO 13-CONCRETE CAP MISSING

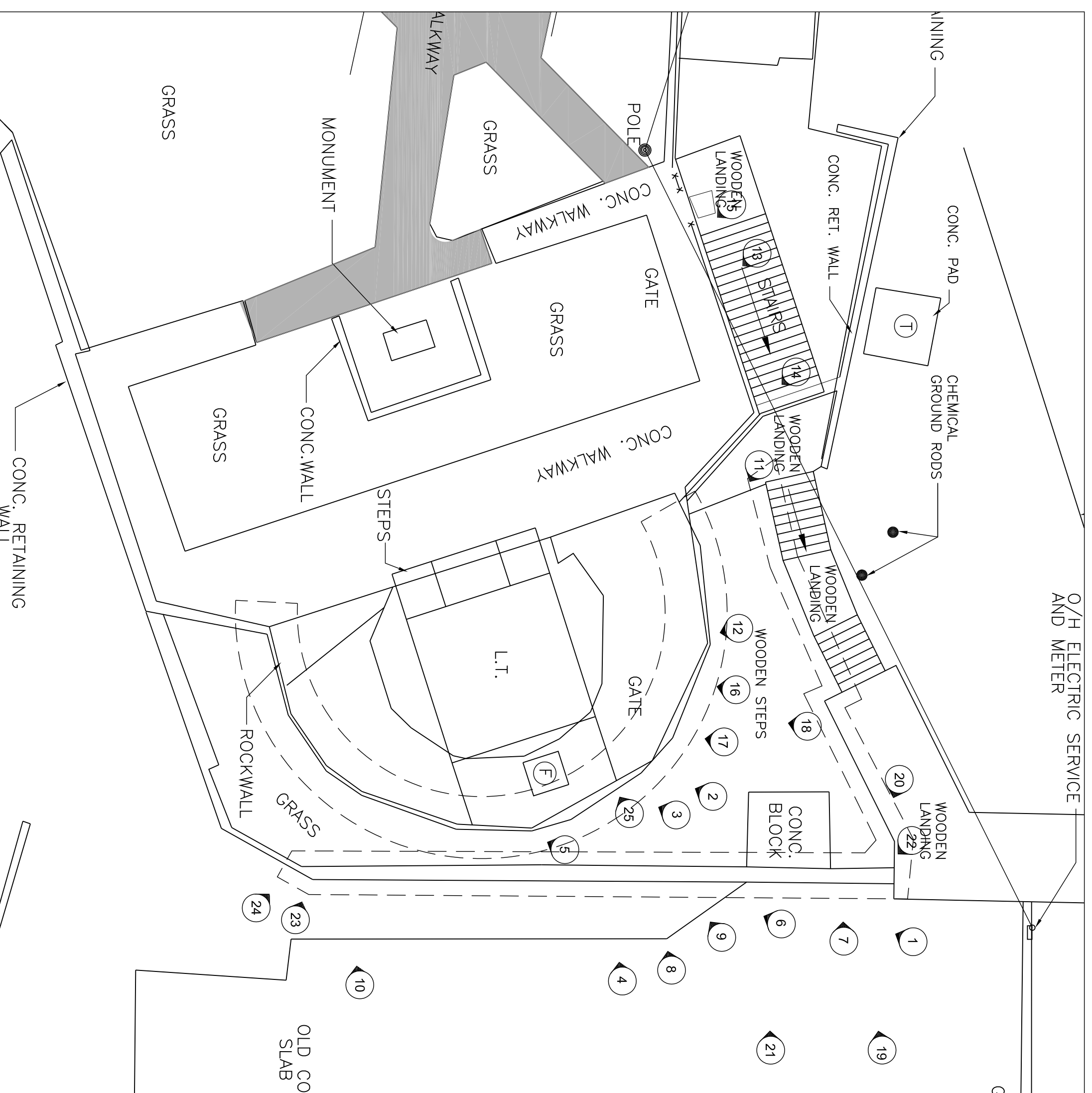
R6
R7
R8
R9
R10
R11
R12
R13
R14

- RESTORATION NOTES:**
- R1 CAREFULLY REMOVE LOOSE STONE CONING, SETTLED AND DISPLACED STONE. STOCK PILE. CLEAN AND RESTORE. REINSTATE STONE AND COURSING AND PATTERN STYLE.
 - R2 REPAIR STONE WALLS. ADD AND RESTORE MISSING AND WASHOUT CARRIED OUT IN NATURAL STONE TO MATCH THE EXISTING IN BOTH COLOUR AND TEXTURE. THE CONTRACTOR TO SUBMIT DETAILED VENTILATION MEASURES AND PROCEDURES PROPOSED TO ENSURE NEW WORKS MATCH EXISTING STONE WORKS.
 - R3 CUT OUT DETERIORATED STONE AND RESTORATION NOTES
 - R4 REMOVE LOOSE, DELAMINATED AND HAND MORTAR AT ENTIRE STONE WALL JOINTS USING HAND TOOLS. RESTORE USING MORTAR AND MORTAR SPECIFICATIONS. TO MATCH EXISTING. MAINTAIN EXISTING WIDTH AND STYLE. WASH AND CLEAN WALL EXISTING.
 - R5 REMOVE, CLEAN AND WASH FACE OF MASONRY WALL FROM SALT RESIDUES AND BRUSH DRIFT.
 - R6 REMOVE PLANTS AND ROOTS FROM BETWEEN STONE JOINTS.
 - R7 REMOVE WHITE ARTIFICIAL STONE AND REPLACED IT WITH ORIGINAL ONE AND RE-POINT TO MATCH EXISTING.
 - R8 REINSTATE CONCRETE CAP ABOVE STONE TO MATCH EXISTING.
 - R9 REINSTATE LOOSE BACKFILL AFTER REMOVAL OF EXISTING BACKFILL. GEOTECHNICAL SEPARATOR AND RIBBLE MASONRY. FILL VOIDS WITH GROUT AS SPECIFIED AND APPROVED. MAINTAIN AND PROVIDE WEIRING HOLES FOR INTERVALS TO DIRECT WATER TO OUTSIDE.
 - R10 BULGED PORTION OF STONE WALL TO BE REINFORCED TO MATCH FACE LINE OF EXISTING WALL.
 - R11 REMOVE RUST ON REBARS AND REPLACE IT WITH ORIGINAL ONE AND MISSING STONE.

- R12 REMOVE LOOSE, DELAMINATED AND HAND MORTAR AT ENTIRE STONE WALL JOINTS USING HAND TOOLS. RESTORE USING MORTAR AND MORTAR SPECIFICATIONS. TO MATCH EXISTING. MAINTAIN EXISTING WIDTH AND STYLE. WASH AND CLEAN WALL EXISTING.
- R13 REMOVE, CLEAN AND WASH FACE OF MASONRY WALL FROM SALT RESIDUES AND BRUSH DRIFT.
- R14 REMOVE PLANTS AND ROOTS FROM BETWEEN STONE JOINTS.
- R15 REMOVE WHITE ARTIFICIAL STONE AND REPLACED IT WITH ORIGINAL ONE AND RE-POINT TO MATCH EXISTING.
- R16 REINSTATE CONCRETE CAP ABOVE STONE TO MATCH EXISTING.
- R17 REINSTATE LOOSE BACKFILL AFTER REMOVAL OF EXISTING BACKFILL. GEOTECHNICAL SEPARATOR AND RIBBLE MASONRY. FILL VOIDS WITH GROUT AS SPECIFIED AND APPROVED. MAINTAIN AND PROVIDE WEIRING HOLES FOR INTERVALS TO DIRECT WATER TO OUTSIDE.
- R18 BULGED PORTION OF STONE WALL TO BE REINFORCED TO MATCH FACE LINE OF EXISTING WALL.
- R19 REMOVE RUST ON REBARS AND REPLACE IT WITH ORIGINAL ONE AND MISSING STONE.



--- OUTLINE OF SCOPE OF WORK

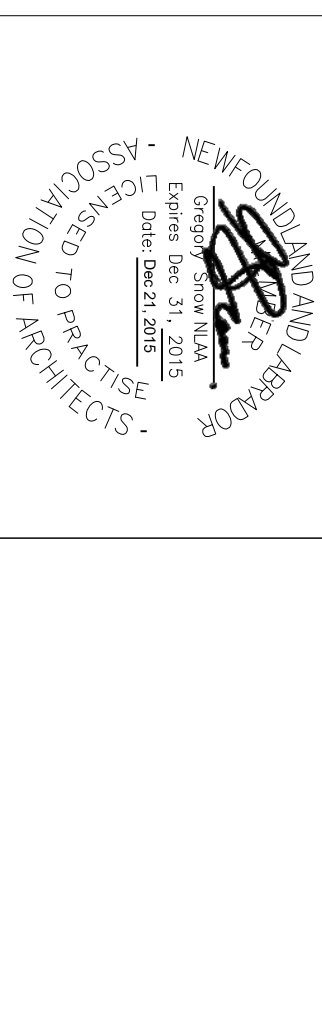


no.	description	revision	date	by	approved
1	ISSUED FOR TENDER		15/12/22	RP	C.S
0	ISSUED FOR PRELIMINARY REVIEW		15/11/25	RP	C.S

Project - project
 Drawing - design
 Key PLAN/RESTORATION NOTES AND PHOTOGRAPHS

drawn - desaine
 date - date
 scale - as shown
 project no. - project no.
 drawing no. - no du dessin
 sheet - feuille

NOV. 2015
 AS SHOWN
 F6879-155029
 01N1001D017A2
 G SNOW
 approved for tender-approove pour l'offre
 A02



- GENERAL NOTES - RESTORATION**
- GENERAL CONTRACTOR HEREIN CALLED AS "THE CONTRACTOR" MUST HAVE THE SKILL AND KNOWLEDGE OF UNDERSTANDING HISTORIC BUILDING RESTORATION AND HOW TO PRESERVE HERITAGE CHARACTERS AT THE SITE.
 - THE CONTRACTOR TO PROVIDE RESTORATION METHOD STATEMENT FOR COMMENCING WITH WORK. THE STATEMENT MUST INCLUDE BUT NOT LIMITED TO THE FOLLOWING:
 - CONDUCT SITE SURVEY AND IDENTIFY IMMEDIATE REPLACEMENT WITH NEW STONES. THE MAXIMUM POSSIBLE REPLACEMENT OF STONES WILL NOT BE MORE THAN 20% OF EXISTING. NEW STONE SHAPE, COLOUR, TYPE OF COURSING AND TYPE OF JOINTS. ALL REPLACEMENT STONE TO BE SET TO THE ORIGINAL WALL FACE LINE. SALVAGE, CLEAN AND SOURCE "DETERRIATED" STONE AND REMOVE LOOSE STONE. SALVAGE FOR LATER USE. CUT DETERRIATED STONE AND REUSE TO MATCH EXISTING AS REQUIRED. SALT DEPOSITS ON FACE OF STONE. THE CONTRACTOR TO USE HAND TOOLS. NO WATER PRESSURE TO BE USED. REMOVE PLANTS. VEGETATION SHALL BE UNDETERMINED IN STAGES WITH PROPER BACKFILLING AND STABILIZING PRIOR TO COMMENCE OF THE NEXT WORK. DIRECT WATER SEIZED BEHIND THE RETAINING WALL OUT THROUGH STONE MAXIMUM 900MM INTERVALS.
 - THE CONTRACTOR TO PROVIDE HOARDING, SHORING AND SCAFFOLDING DRAWINGS.
 - THE AREA SURROUNDING THE MASONRY WALL NEED TO BE STABILIZED PRIOR TO REMOVING ANY PORTIONS OF STONE WALL. PRESSURE ON RETAINING WALL ENGINEERING DRAWINGS TO BE PROVIDED BY THE CONTRACTOR.
 - THE CONTRACTOR MUST VERIFY ALL DIMENSIONS AND CONDITIONS ON SITE BEFORE PROCEEDING WITH ANY PORTION OF THIS WORK. ANY DISCREPANCIES TO BE REPORTED TO THE ARCHITECT PRIOR TO COMMENCING WORK. DO NOT SCALE FROM DRAWINGS.
 - THE CONTRACTOR TO MOBILIZE HIS/HER OWN EQUIPMENT AND MATERIALS. SCHEDULES AND SITE CLEARANCES PRIOR TO COMMENCING WORK.
 - MAKE GOOD ALL SURFACES TO LIKE NEW WORK. CONCRETE SURFACES TO BE REPAIRED TO ASPHALT ROADS.
 - OWNER HAS FIRST RIGHT OF REFUSAL ON ANY ITEMS TO BE REMOVED FROM SITE AND/OR EQUIPMENT BEING TAKEN OUT OF SERVICE. ANY ITEMS NOT WANTED BY OWNER SHALL BE DISPOSED OF BY THE CONTRACTOR. CONTRACTOR TO INCLUDE UNLOADING, AND/OR DISPOSAL.



PHOTO 14-MASONRY JOINTS WITH CONCRETE DETRIORATION



PHOTO 17-CIRCULAR RETAINING WALL




PHOTO 18-SALT DEPOSITS ON WALL FACE



PHOTO 22-CORRODED REBAR INSIDE WALL



PHOTO 25-NORTH ELEVATION



PHOTO 15-MASONRY WALL BULGE AND CONCRETE CAP LOSE



PHOTO 17-CIRCULAR RETAINING WALL



PHOTO 20-CRACKS AND WALL BULGE



PHOTO 23-SOUTH ELEVATION



PHOTO 18-CIRCULAR RETAINING WALL AND CONCRETE LANDING, NORTH ELEVATION



PHOTO 21-SALT DEPOSITS ON WALL FACE



PHOTO 24-EAST ELEVATION


PHOTOGRAPHS - SITE CONDITION

RESTORATION NOTES:

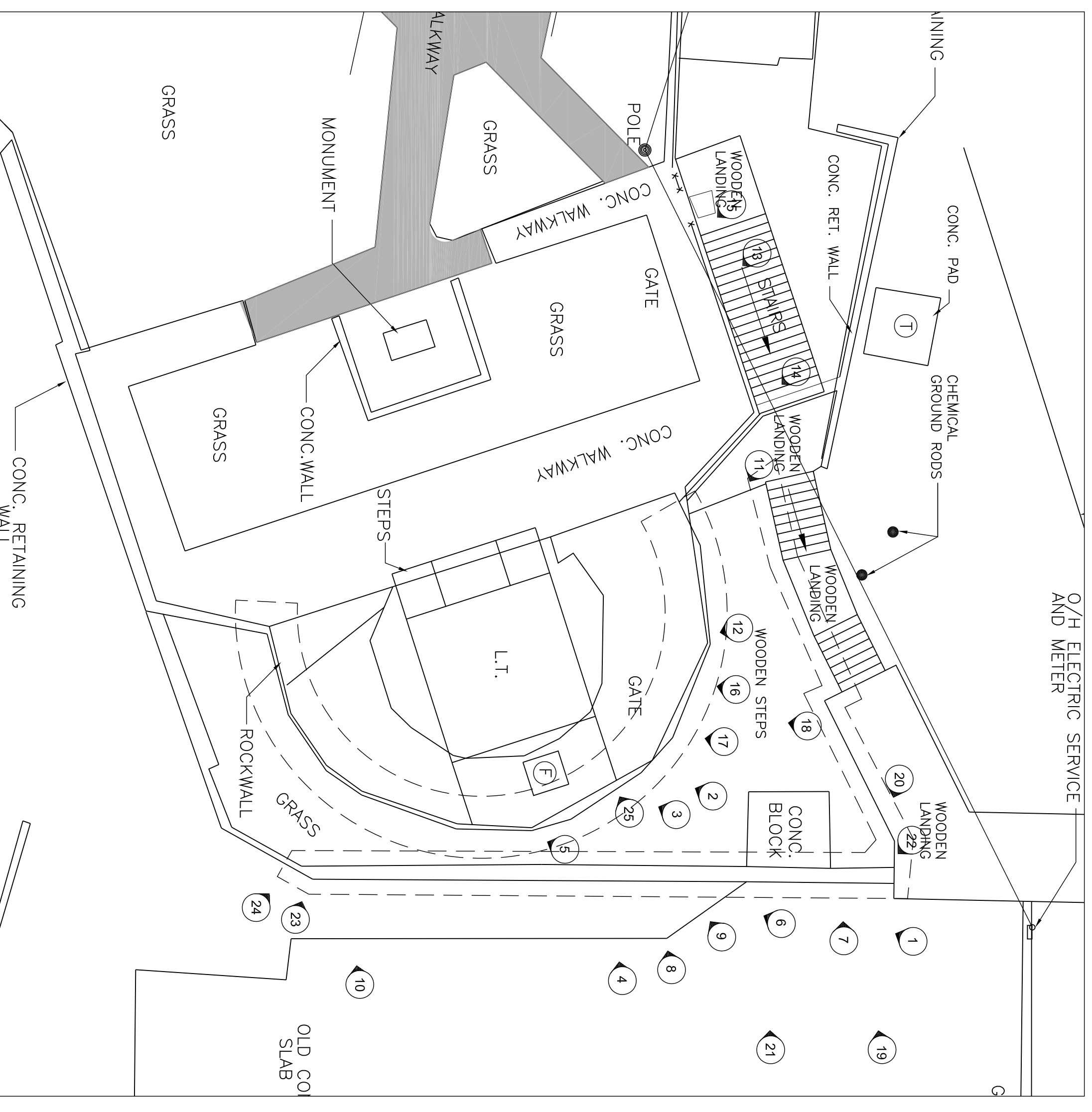
- (R1) CAREFULLY REMOVE LOOSE STONE CORNER, SETTLED AND DISPLACED STONE, STOCK PILE. CLEAN AND RESTORE. REINSTATE STONE AND COURSING AND PATTERN STYLE.
- (R2) REPAIR STONE WALLS, ADD AND REINSTATE MISSING AND WASHOUT CARRIED OUT IN NATURAL STONE TO MATCH THE EXISTING IN BOTH COLOUR AND TEXTURE. THE CONTRACTOR TO SUBMIT DETAILED VERNACULAR MASONRY TO DEPARTMENTAL REPRESENTATIVE OUTLINING MEASURES AND PROCEDURES PROPOSED TO ENSURE NEW WORKS MATCH EXISTING STONE WORKS.
- (R3) CUT OUT DETERRIATED STONE AND REUSE AS REQUIRED TO MATCH EXISTING.
- (R4) REMOVE LOOSE, DELAMINATED AND HAND JOINTS USING HAND TOOLS. REINSTATE USING MORTAR AND GEOTEXTILE SEPARATOR AND RIBBLE MORTAR AS PER RESTORATION JOINT SPECIFICATIONS. TO MATCH EXISTING. MAINTAIN EXISTING WIDTH AND STYLE. WASH AND CLEAN ALL SURFACES REQUIRED TO MATCH EXISTING.
- (R5) REMOVE, CLEAN AND WASH FACE OF MASONRY WALL FROM SALT RESIDUES AND BRIS DROF.
- (R6) REMOVE PLANTS AND ROOTS FROM BETWEEN STONE JOINTS.
- (R7) REMOVE WHITE ARTIFICIAL STONE AND REPLACED IT WITH ORIGINAL ONE AND RE-POINT TO MATCH EXISTING.
- (R8) REMOVE CONCRETE CAP ABOVE STONE TO MATCH EXISTING.
- (R9) REINSTATE LOOSE BACKFILL AFTER REMOVAL OF CONCRETE CAP. REINSTATE MASONRY, FILL VOIDS WITH GROUT AS SPECIFIED AND APPROVED. MAINTAIN AND PROVIDE WEERING HOLES FOR INTERVALS TO DIRECT WATER TO OUTSIDE.
- (R10) BULGED PORTION OF STONE WALL TO BE REINFORCED WITH REBAR AND STAMBE BED TO MATCH FACE LINE OF EXISTING WALL.
- (R11) REMOVE RUST ON REBARS AND REPLACE IT WITH ORIGINAL ONE AND MISSING STONE.

3 A03

1 A03



--- OUTLINE OF SCOPE OF WORK



KEY PLAN
SCALE 1:100

2 A03

no.	Project - project	revision	date	by	approved
1	ISSUED FOR TENDER		15/12/22	RP	C.S
0	ISSUED FOR PRELIMINARY REVIEW		15/11/25	RP	C.S

KEY PLAN/RESTORATION NOTES AND PHOTOGRAPHS

drawn - desiné	RP	designed - desiné par	C.S
date - date	NOV. 2015	checked - vérifié	G SNOW
scale - échelle	AS SHOWN	approved for tender - approuvé pour l'offre	
project no. - projet no.	F6879-155029	drawing no. - no du dessin	01N1001D017A3
		sheet - feuille	A03