

The following changes to the tender documents are effective immediately and will form part of the contract documents:

This Addendum forms part of the Contract Documents and amends the original Drawings and Specifications dated 2015-09-04, previous Addenda if applicable and as noted below. This Addendum consists of 5 pages and Drawings as listed below. Ensure that all parties are aware of all items included in this Addendum.

The following revised or additional Drawings accompany and form an integral part of this Addendum:

Dwg. No.	Title	Date of Issue
AR4.1	Updated Rifle Storage	2016-02-09

A-5-1 REF. SECTION 01 11 00 SUMMARY OF WORK

- 1.5.3 Add the following: “Contractor is responsible for moving of furniture as follows:
- .1 Phase I: Move existing furniture (each group shown as GP-X) from existing locations into areas as shown on drawing A1.3 to allow for work in Phase I. Store excess furniture shown in contractor provided temporary secure weather tight storage. Storage to be located on site.
 - .2 Phase II: Move existing furniture (each group shown as GP-X) located in Phase I locations into areas shown on drawing A1.4 to allow for work in Phase II. Excess furniture shown to be located in lower level storage. Refer to demo drawing A1.2 for moving of GP-10 equipment to the lower level.
 - .3 Phase III: Move existing furniture (each group shown as GP-X) located in Phase II locations (including furniture in Lower Level storage) into areas shown on drawing A2.2.

A-5-2 REF. SECTION 07 46 46 MINERAL-FIBRE CEMENT SIDING

- 2.3.1 Delete this item in its entirety.

A-5-3 REF. SECTION 07 84 00 FIRE STOPPING

- 2.1.12 Add the following: “Fire stop all plastic DWV piping penetrating rated partitions or main floor. Fire stop with a ULC listed system to match the rating of the Fire separation.”

A-5-4 REF. SECTION 09 54 26 LINEAR WOOD CEILINGS

- 2.1.1.13 Add the following: “Acceptable manufacturers: Armstrong, Rulon, Architectural Components Group, CGC.”

A-5-5 REF. SECTION 10 26 00 WALL AND CORNER GUARDS

- 2.2.2.1 Revise to Read: “Stainless steel trim moldings for edge intermediates outside/inside corners.
.1 Type 304, 16 gauge, #4 finish , ‘C’ channel trim for edges and ‘H’ channel for centers /corners.
.2 Trim pieces to have 32mm legs x the width of backing and panel.
- 2.2.3 Add the following: “Provide 3/4 GIS plywood backing for panels. Cover ends of backing and stainless panels with stainless steel edge trim.”
- 3.6.1.1 Revise to read: “Room 107: Provide two 915 wide x 1220mm high panels around mop sink.”

A-5-6 REF. SECTION 10 51 13 METAL LOCKERS

- 2.4.2.5 Revise to Read: “Size: Suitable for 15 long guns – dimensions as noted on drawings.”

A-5-7 REF. SECTION 26 05 34

- .1 Conduit to outlet boxes within walls shall be run vertically in EMT. Horizontal runs, and AC-90 flexible armoured cable is not acceptable.
- .2 Flexible armoured cable (AC-90) shall only be used for motor connections, from the ceiling junction box to light fixtures, and locations where the installation of EMT is not possible. The contractor shall only run AC-90 where approved by the Departmental Representative prior to installation.

A-5-8 REF. SECTION 26 09 24

- .1 Revise Part 2, 1.1.3 to include Lutron as an acceptable manufacturer.

A-5-9 REF. SECTION 27 05 14 COMMUNICATION CABLES INSIDE BUILDING

- 2.1.2 Revise the following note: “Delete the reference to FT4 rated cable. All cabling shall be FT6 rated.

A-5-10 REF. SECTION 31 62 26 STEEL PIPE PILES

- 3.2.13 Add the following: “Steel screw piles may be used in lieu of Driven steel provided they are designed and stamped by an Engineer Licensed to practice in Saskatchewan using the provided ‘Pile Design Criteria’ .”

A-5-11 REF. APPENDIX ‘A’ SECTION 02 82 33 ASBESTOS ABATEMENT

- 1.2.1 Revise the following: “Contractors Pollution Liability Insurance to be revised to not less than \$1,000,000.00 inclusive per claim or occurrence.”

- 1.3 UNIT PRICES: Delete this section in its entirety.
Refer to 'BID AND ACCEPTANCE FORM (BA)' for the Unit Price Table to be provided.

A-5-12 REF. DRAWING A1.3 FURNITURE RELOCATION, PHASE ONE

- .1 Reference Detail 1 and 2:
Add General note: "Refer to Section '01 11 00 Summary of Work' for further details on moving of furniture."

A-5-13 REF. DRAWING A1.4 FURNITURE RELOCATION, PHASE TWO

- .1 Reference Detail 1 and 2:
Add General note: "Refer to Section '01 11 00 Summary of Work' for further details on moving of furniture."

A-5-14 REF. DRAWING A2.2 MAIN FLOOR PLAN, WALL/PARTITIONS TYPES

- .1 Reference Wall Types:
.1 Revise W2 wall Type to read:
New Lower Level Exterior Wall:
Cement Fibre Board Cladding
22mm Furring Bars @400 o.c. plus at edges (Double up)
100 Rigid Insulation
Thermal spacer to suit furring bar spacing and insulation thickness. (Similar to Cascadia thermal Spacer)
Air/Vapour Barrier
140 Concrete Block

A-5-15 REF. DRAWING A5.1 LARGE SCALE PLANS, INTERIOR ELEVATIONS

- .1 Reference Detail 3 – East & South Elevation:
.1 Remove dimensions for the Stainless Steel panels.
.2 Reference Detail 8 - South Elevation 1:
.1 Revise note 'Exhibit Lockers' to read 'Evidence Lockers'

A-5-16 REF. DRAWING A5.3 LARGE SCALE PLANS, INTERIOR ELEVATIONS

- .1 Reference Detail 10 – East Elevation:
.1 Revise elevations as per drawing AR4.1 attached to this addendum.

A-5-17 REF. DRAWING E4.1

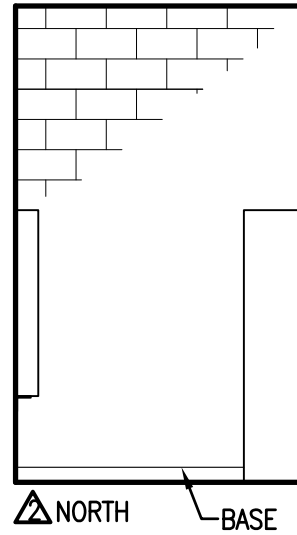
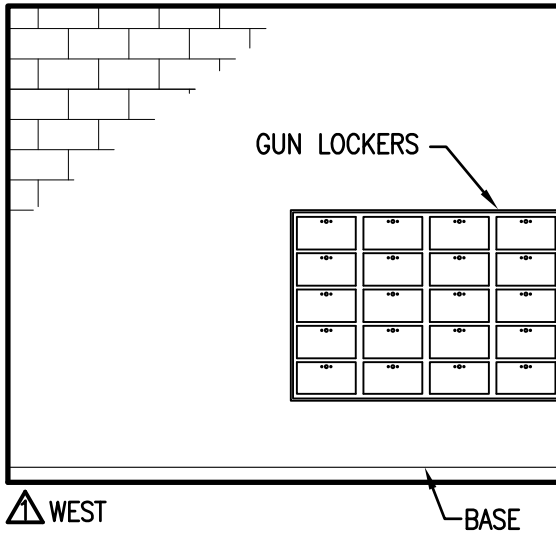
- .1 Revise note for the connection of the secondary feeders to the SPC transformer to include; ‘When the new distribution has been installed and commissioned, the contractor shall coordinate the connection of the new secondary feeders to the secondary terminals of the existing transformer with SaskPower so that the existing cables and new cables are both terminated on the transformer terminals and both are operational. The existing cables shall remain energized until the existing distribution is de-commissioned in the next tender package. Contractor shall coordinate shut down with SaskPower and the Departmental Representative.’

A-5-18 REF. GENERAL QUESTIONS

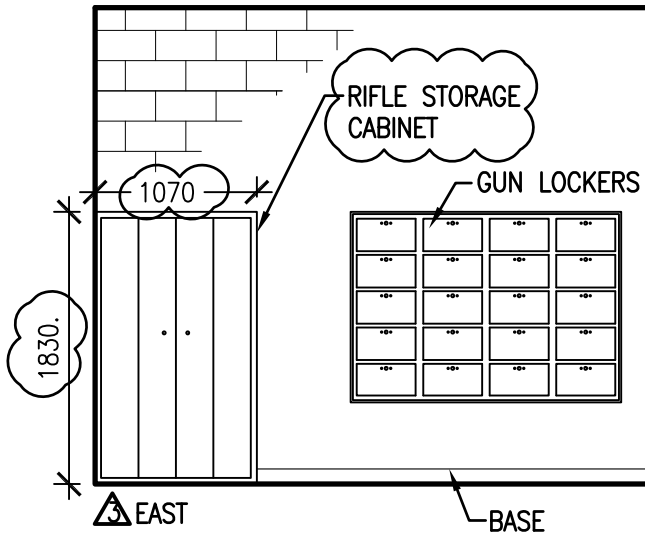
- .1 Q: 00 31 26 Hazardous Material Report: Suggest cash allowance to update the 2009 report and remove materials from site.
A: Refer to addendum 4 updates on Hazardous materials and procedures.
- .2 Q: Reference section 09 65 20 Resilient Sheet Flooring: Do you have a list of approved products or do you meet the specifications to be considered approved?
A: Meet the requirements of specification section 09 65 20 to be considered approved.
- .3 Q: Hardie Panel: What is used to trim the hardie panels aluminum or hardie trim boards?
A: Refer to section 07 46 46 noted above.
- .4 Q: Under Specifications, section 10 71 13, is the finish painted black?
A: Refer to section 10 71 13 item 2.4.1 for finish of the aluminum sunshade.
- .5 Q: Under specifications, section 08 80 50, request for alternate of aluminum frames from the Fiberglass specified.
A: No, provide as per section 08 54 13 Fiberglass Windows.
- .6 Q: Under specifications, section 08 11 00, please confirm if TRR is required for fire-rated doors?
A: Yes, Refer to section 08 11 00, item 2.2.3 & 2.10.7.
- .7 Q: Under specifications, section 08 71 00, are equals on the mortise locks going to be accepted?
A: No.
- .8 Q: Under specifications, section 08 71 00, are stainless steel thresholds required or will standard extruded aluminum thresholds acceptable?
A: Provide stainless steel thresholds as per section 08 71 00, item 2.2.10.

- .9 Q: Under the Section 26 00 00 who is supplying and installing the secondary feeders in the main service and mounted on the SaskPower transformer?
A: Refer to drawing E4.1 for details and notes on E4.1 noted above.
- .10 Q: Under the Section 09 84 00 application for equal from for Acoustic Treatment from Western Noise control.
A: Not Reviewed, insufficient data.
- .11 Q: Under the Section 10 28 10 application for equal from Dyson.
A: Air dryers used for hair dryers - not reviewed.
- .12 Q: Under the Section 09 30 13 application for equal from Olympia Tile tone.
A: Not Acceptable.
- .13 Q: Under the Section 10 51 13 Rifle storage lockers clarify size and numbers.
A: Refer to drawing AR4.1 and Section 10 51 13 noted above.
- .14 Q: Under the Section 10 26 00 Wall and Corner Guards clarify size.
A: Refer to the revisions for drawing A5.1 detail 3 noted above.

END OF ADDENDUM NO. 5



10 033
A2.1 1:50



Architecture Inc.

109 - 3725 Pasqua Street, Regina, SK, S4S 6W8 ph: (306) 569-2255
 102 - 3718 KlInnear Place, Saskatoon SK, S7P 0A6 ph: (306) 652-6457
 website: www.sepw.ca

PROJECT TITLE
 NORTH DISTRICT BUILDING
 RECAPITALIZATION

DRAWING TITLE
 UPDATED RIFLE LOCKERS

DATE
 2016-02-09

SCALE
 SHOWN

DRAWN
 CT

CHECKED
 RP

PROJECT NO.
 R.026175.001

DRAWING NO.

AR4.1