
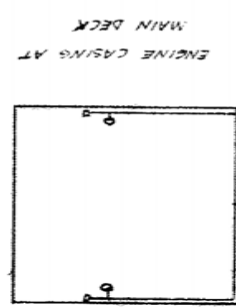
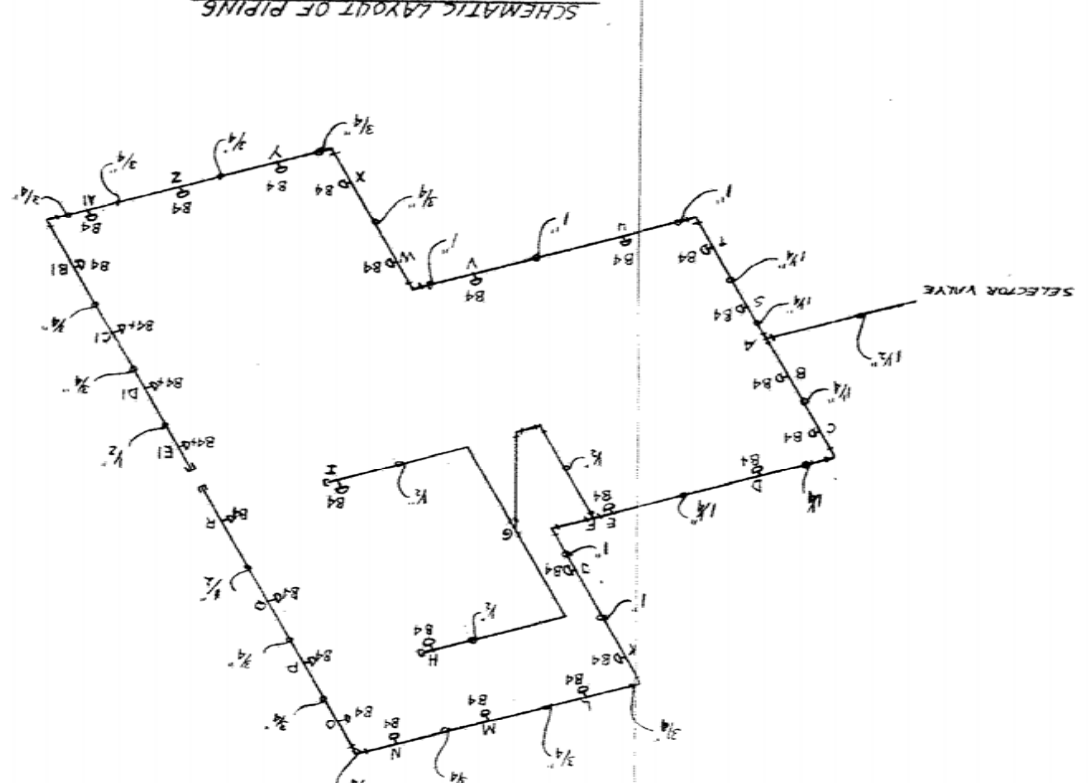


AUXILIARY MACHINERY COMPARTMENT

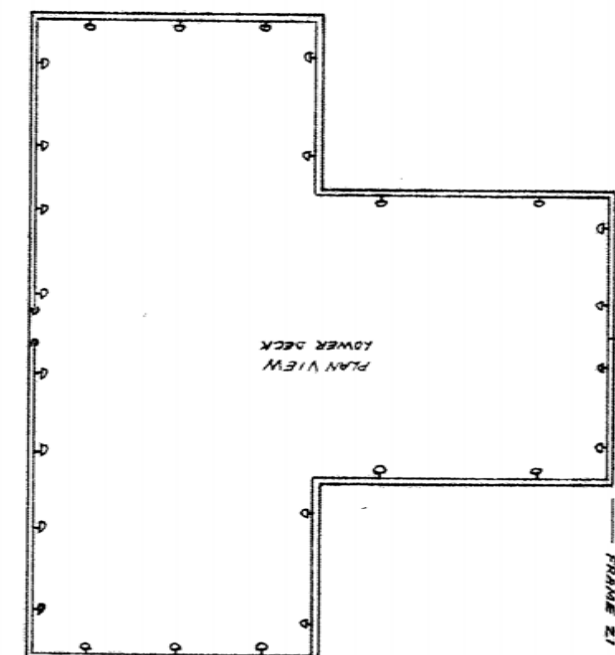


PLAN VIEW  
AUXILIARY MACHINERY  
TANK TOP

FRAME 21

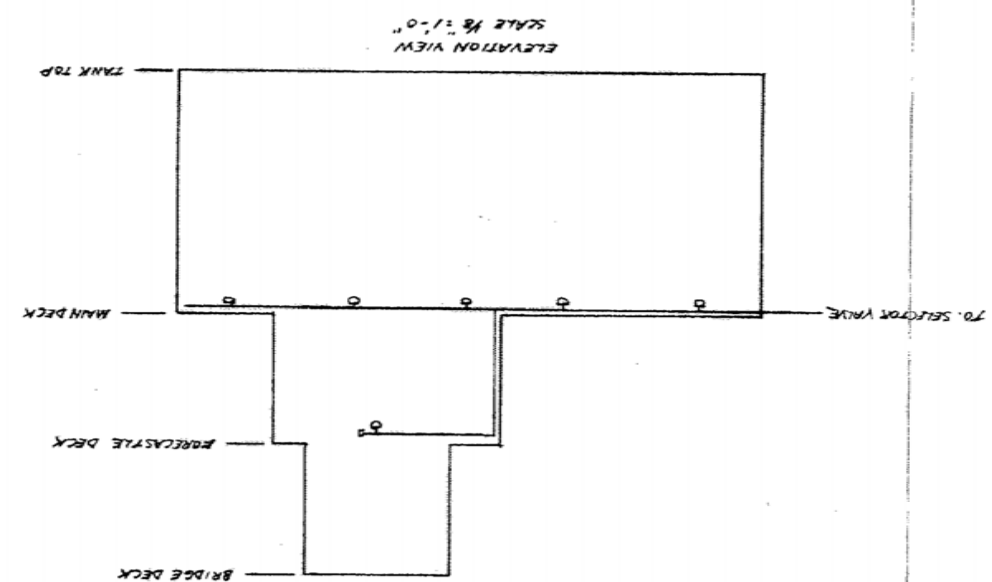


ENGINE ROOM  
TANK TOP



PLAN VIEW  
ENGINE ROOM  
TANK TOP

ENGINE ROOM  
SCALE 1/2"=1'-0"



ELEVATION VIEW  
ENGINE ROOM  
TANK TOP

PC	NO.	DESCRIPTION	PC	NO.	DESCRIPTION
1	1	DISCHARGE HEAD	1	1	DISCHARGE HEAD
2	2	DISCHARGE HEAD	2	2	DISCHARGE HEAD
3	3	DISCHARGE HEAD	3	3	DISCHARGE HEAD
4	4	DISCHARGE HEAD	4	4	DISCHARGE HEAD
5	5	DISCHARGE HEAD	5	5	DISCHARGE HEAD
6	6	DISCHARGE HEAD	6	6	DISCHARGE HEAD
7	7	DISCHARGE HEAD	7	7	DISCHARGE HEAD
8	8	DISCHARGE HEAD	8	8	DISCHARGE HEAD
9	9	DISCHARGE HEAD	9	9	DISCHARGE HEAD
10	10	DISCHARGE HEAD	10	10	DISCHARGE HEAD
11	11	DISCHARGE HEAD	11	11	DISCHARGE HEAD
12	12	DISCHARGE HEAD	12	12	DISCHARGE HEAD
13	13	DISCHARGE HEAD	13	13	DISCHARGE HEAD
14	14	DISCHARGE HEAD	14	14	DISCHARGE HEAD
15	15	DISCHARGE HEAD	15	15	DISCHARGE HEAD
16	16	DISCHARGE HEAD	16	16	DISCHARGE HEAD
17	17	DISCHARGE HEAD	17	17	DISCHARGE HEAD
18	18	DISCHARGE HEAD	18	18	DISCHARGE HEAD
19	19	DISCHARGE HEAD	19	19	DISCHARGE HEAD
20	20	DISCHARGE HEAD	20	20	DISCHARGE HEAD
21	21	DISCHARGE HEAD	21	21	DISCHARGE HEAD

188#