



Royal Canadian Mounted Police
Gendarmerie royale du Canada

Doc. no: G.S. 1045-177
Date: 2014-10-20

Specification

Vest, Soft Body Armour

This document has 19 pages including the drawings.

This document was created in English.

The document is available in English and French.

English/Anglais
Français/French

The photograph on this page is for reference only.

Modifications

Date	Para. No's	Modifications
2007-06-01		Original Specification
2007-07-19	Appendix B	Scale of Measurements, Front Panel, 44-46T, Dim. 'D'
2007-09-12	Para. 4.4.1.3 (new), Dwg. 1	Bottom stitching of panels added.
2007-12-10	Paras. 4.4.1.1, 4.4.3, 4.4.5, Dwgs. 1, 2	Stitched pouch seams replacing heat-sealed seam, label to be sewn on.
2013-09-25	Para. 2.2 Para. 2.4 Para. 2.5, 2.6 Para. 4.1.1 Para. 4.2.1, 4.2.2, 4.2.3, 4.2.4 Appendix 'C'	Old CGSB standard references replaced. Old CGSB standard reference deleted. Paragraphs renumbered. Label para. referenced in place of specification. Certifications of Compliance added Certification of Compliance and test requirements added.
2014-03-28	Title change Para. 1.2 Para. 2.3 Para. 2.6 Para. 3.2 Para. 4.1 Para. 4.1.1 Para. 4.2.1 Para. 4.2.2 Para. 4.2.3 Para. 4.2.4 Para. 4.3 Para. 4.4.1.1 Para. 4.4.1.2 (deleted) Para. 4.4.3 Para. 4.4.4 (deleted) Para. 4.4.4 (renumbered) Para. 4.4.4.1 Paras. 6.1, 6.1.1 – 6.1.5 Dwgs 1, 2, 3, 4 Appendix 'C'	'Male and Female' reference deleted. Wording amended. Thread changed to bonded nylon. ASTM test methods added. Waterproof pouch requirement added. Velocity tolerances added. Waterproof test added to exceptions Ballistic waterproof fabric option deleted; cloth information requirement moved to Para. 6.1.1. Pouch material amended. Hook requirement amended. Thread requirement. Pattern reference amended. Panel stitching detail clarified. Female pattern reference paragraph deleted. Pouch construction detail. Flexibility test requirement deleted. Label attachment and information amended. Serial numbering detail added. Production Lot testing requirements changed Stitching removed, outline of sealed edge added, panel detail added, label example modified. Certification of Compliance requirements amended.
2014-07-15	Para. 1.1 Para. 1.2 Para. 1.4 Para. 2.1	Added MMR item number to paragraph. Modified paragraph. Added paragraph. Modified paragraph.

	<p>Para. 3.3 Para. 4.2.3 Para. 4.4.1 Para. 5</p> <p>Para. 5.1.1 (new)</p> <p>Para. 5.1.2 (new) Appendix C</p>	<p>Paragraph deleted. Wording modified to refer to hook tape. Added certificate of compliance requirement. Paragraph of Delivery, Packing and Marking of Containers deleted, following paragraphs renumbered. Added precision for requirement of material data sheet. Clarified size of test samples. Certificate of compliance definition and evaluation criteria removed</p>
2014-10-20	<p>Para. 2.6 Para. 4.1.1 Para. 4.4.1</p>	<p>Added reference to standard D1777. Updated corresponding paragraph reference in E. Thickness value amended and test method ASTM D1777 added.</p>

RCMP VIEWING SAMPLE

A viewing sample, when available, will be supplied to the successful bidder.

This will be used for the guidance of the manufacturer in all factors not covered by this specification or referred to therein. Variation from the specification may appear in the sample in which case the specification shall govern.

It may be obtained from:

Royal Canadian Mounted Police
ATTN: Uniform & Equipment Program
(440 Coventry Road, Warehouse Building)
1200 Vanier Parkway
Ottawa, Ontario
K1A 0R2

It will be sent “prepaid” and is to be returned “prepaid”.

The viewing sample shall be returned to the RCMP in the same condition as received by the manufacturer. Lost or damaged viewing samples shall be replaced by an identical item or the RCMP shall be reimbursed for the cost of an acceptable replacement.

SPECIFICATION

VEST, SOFT BODY ARMOUR

1. Definition

- 1.1 This specification shall govern the manufacture and inspection of Vest, Soft Body Armour. The specific item covered under this specification with stock number is as follows:
 - i. 8052 – Vest, Soft Body Armour
- 1.2 This specification, pattern, drawings, viewing sample or other information issued in connection therewith, may only be used for specific enquiries, solicitations, or orders placed on behalf of the Royal Canadian Mounted Police.
- 1.3 This specification supersedes all previous specifications for Vest, Soft Body Armour.
- 1.4 This specification has been translated into French from this original English language document.

2. Applicable Specifications

- 2.1 The following publications are applicable to this specification and to the issues in effect on the date of the solicitation, unless otherwise specified.
- 2.2 CAN/CGSB, 4.2 Textile Test Methods.
- 2.3 CAN/CGSB, 4-GP-85-Ma, Bonded Nylon.
- 2.4 NIJ Standard 0101.03, Ballistic Resistance of Police Body Armour.
- 2.5 U.S. Dept. of Defence, MIL-STD-662F - V₅₀ Ballistic Test for Armour.
- 2.6 ASTM Test Methods – E96, D1777, D3775, D3776, D5034, D2261, D5035, D751, D5169, D5170.

3. **General Requirements**

- 3.1 The article or material covered by this specification shall be free from imperfections or blemishes such as may affect its appearance or serviceability. In all particulars not covered by this specification or contract documents, production shall be equivalent in all respects to the viewing sample.
- 3.2 **Design** - Soft Body Armour to this specification shall consist of a set of front and back ballistic material panels each enclosed in a waterproof pouch, to be used with either an internal or an external carrier (supplied separately). It will protect the user from handgun ammunition as specified.

4. **Detail Requirements**

- 4.1 **Protection Level (Ballistic Resistance)** - Each ballistic panel shall protect against the following bullets and all lesser threat levels;
- .357 Magnum, Jacketed Soft Point, 158 Grain, Velocity of 425 m/s, +15 m/s;
 - 9 Millimetre, Full Metal Jacket, 116 Grain, IVI Brand, Velocity of 393 m/s, + 15 m/s,
 - Backface Signature (BFS) - Maximum depth 44 Millimetres.
- 4.1.1 **Test Methods** - All ballistic panels tested shall be tested in accordance with the United States Department of Justice, National Institute of Justice NIJ Standard 0101.03 with the following exceptions;
- A) 9mm as per Para. 4.1 above,
 - B) Ballistic Panels may be patted down between test rounds,
 - C) Labeling as per para. 4.4.4 of this specification.
 - D) No 'tapering' of ballistic layers towards panel edges is allowed as the vest must provide the same protection over the entire vest surface area.
 - E) Waterproof testing as specified in paragraph 5.1.3 of this specification.

4.2 Materials

4.2.1 **Cloth, Ballistic Aramid** - Shall be constructed of Ballistic Aramid Yarn with a maximum size of 930 Decitex (840 Denier). Yarn produced under the trade names Kevlar or Twaron are acceptable. The cloth shall be natural in colour. The cloth shall be thoroughly scoured with not more than 0.7% residuals, shall not contain loading materials and shall be free from imperfections.

4.2.2 **Cloth, Pouch, Ballistic Panel**

The requirements for the waterproof pouch material are specified below:

Property	Requirement	Test Method
Colour	black	
Fibre	100% Nylon 200den	
MVT-B Upright	4.4 oz/yd ² [150 g/m ²] (max./24 hrs)	ASTM E96
Weight, laminated	5.5 oz/yd ² , +/- 1.0 oz/yd ² [186 g/m ² , +/- 34 g/m ²]	ASTM D3776
Tensile Strength (4"/10 cm)	Warp: 200 lbs (min.) [880 N] Fill: 150 lbs (min.) [660 N]	ASTM D5034
Tongue Tearing	Warp: 2.5 lbs (min.) [11 N] Fill: 2.0 lbs (min.) [8.8 N]	ASTM D2261
Break Away Adhesion	35 lbs/in (min.)	ASTM D5035
Hydrostatic Resistance	200 psi minimum to burst [1378 kPa]	ASTM D751

This fabric must be capable of forming a strong, durable, sealed and water-proof bond when suitable processes are applied to it (e.g. heat-sealing, thermo-welding, etc.).

4.2.3 **Hook Tape** - The hook tape shall be woven nylon, black in colour, with a high life cycle. Combined hook and loop shall have no less than 8 P.S.I. length-wise shear strength (ASTM 5169). The initial peel strength shall have an average value of 0.75 P.I.W. (ASTM 5170). After 1000 cycles shall be not less than 0.5 P.I.W. with a minimum lengthwise shear of 4 P.S.I. It shall have adhesive backing, suitable for creating a permanent bond after heat-sealing or thermo welding processes are applied to it. Velcro Hook # 88 is known to meet these requirements.

4.2.4 **Thread** - The thread shall be bonded nylon, Tex 70, Class B, Type 2, white in colour, meeting CAN/CGSB 4-GP-85-Ma.

4.3 **Size and Dimensions** - The Vest, Soft Body Armour to this specification shall be supplied in the sizes specified by the RCMP and to the dimensions given in the

scale of measurements and attached drawings forming part of this specification. The vest components shall be shaped, dimensioned and positioned in accordance with the pattern components and pattern requirements as outlined in Appendix 'A' forming part of this specification. Patterns for the ballistic panels will be supplied by the RCMP.

4.4 **Construction**

4.4.1 **Ballistic Panels** - The ballistic panels shall be shaped and dimensioned in accordance with the patterns and attached drawings. They shall be constructed using a number of unbonded layers of ballistic aramid cloth which shall not exceed a total weight of 5,060 g/m² (example: 22 layers @ 230 g/m² = 5,060 g/m²) and whose combined thickness including the pouch cloth shall not exceed 6.6 mm except female front panels. Compliance for the thickness shall be verified using test method ASTM D1777-96(2011)^{e1} Standard Test Method for Thickness of Textile Materials.

4.4.1.1 **Panel Stitching** - The layers of the finished pad shall be held together by means of 5 cm long stitching through the ballistic material only, located 4 cm from the edge in the center bottom and through the ballistic material and 5 cm x 5 cm heat seal patch in each top corner in the location shown in Dwgs. 1 & 2. The finished pad shall also have the bottom stitched with a 2.5 cm high and 2.5 cm wide (point-to-point) 'zigzag' stitch across the entire width of the panel through the ballistic material only, designed to contain loose/fraying yarns. The bottom points of the zigzag shall run to the edge of the panel, the ends of the stitching near the side edges shall not extend into the curved corner area, in accordance with Dwgs. 1 & 2, nor begin more than 2.5 cm from the start of the curved corner area.

4.4.2 **Ballistic Protection** - In addition to the requirements of Para. 4.1 and 4.1.1, ballistic panels shall have equal ballistic resistance capabilities when shot from either side of the panel.

4.4.3 **Pouch Construction** - The nylon pouch made of the material specified in Para. 4.2.2 shall be sealed along all edges. This sealing process along with the physical characteristics of the pouch fabric, will create a waterproof pouch for the ballistic material, the edge seal being durable and waterproof for the expected life of the pouch. The sealed pouch outside edge shall extend to a maximum of 2.25 cm beyond the edge of the ballistic material, with the width of the sealed portion itself being a maximum of 1 cm. The pouch shall have 8 cm x 5 cm hook tape patches permanently attached to the outside of the pouch (by such means as heat-

pressing), positioned to attach to corresponding loop tape pieces on the inside of the internal and external carriers. Pouch material 5 cm x 5 cm as described in Para. 4.2.2 shall be sewn to the ballistic panel in the corresponding location as the hook patches at the shoulders on the outside of the pouch. Each 5 cm x 5 cm patch shall be attached to the ballistic panel with two 5 cm long 3-pass tacks through all layers of ballistic material across the full width of the patch 1.3 cm from the top and bottom edges of the patch. The heat sealable surface of the 5 cm x 5 cm piece of pouch material shall face away from the ballistic material. During the pouch finishing process, this piece of pouch material shall be sealed to the inside surface of the pouch using a suitable method (heat-sealing, thermo-welding, etc.) to ensure a permanent, durable bond.

Note: Any sealing method used during the finishing of the pouch shall not damage the ballistic material or compromise ballistic performance in any way.

- 4.4.4 **Care and Instruction Label** - Each pouch must have a care and instruction label permanently attached to the outer surface of the pouch by such means as thermo-welding, heat-sealing, etc., with instructions indelibly and permanently printed, in English and French. The date of manufacture will be in the MM/YYYY numerical format. The label will include bilingual washing instructions which shall be as follows:

**‘CARE INSTRUCTIONS FOR BALLISTIC PANELS/
INSTRUCTIONS D’ENTRETIEN POUR PANNEAUX BALISTIQUES**
REMOVE BALLISTIC PANEL BEFORE CLEANING CARRIER/AVANT DE LAVER LE GILET
PARE-BALLES, RETIRER LES PANNEAUX BALISTIQUES.
WIPE PROTECTIVE PANEL WITH A WATER DAMPENED CLOTH ONLY/
ESSUYER LES PANNEAUX À L’AIDE D’UN CHIFFON LÉGÈREMENT IMBIBÉ D’EAU
SEULEMENT.
DO NOT DRY CLEAN/NE PAS NETTOYER A SEC.
DO NOT BLEACH/NE PAS UTILISER D’AGENT DE BLANCHIMENT.
DO NOT EXPOSE TO DIRECT SUNLIGHT/NE PAS PLACER EN PLEIN SOLEIL.
FAILURE TO FOLLOW INSTRUCTIONS FOR WASHING AND HANDLING THIS PANEL WILL
AFFECT ITS BALLISTIC RESISTANT QUALITIES/LE NON-RESPECT DES INSTRUCTIONS
D’ENTRETIEN RÉDUIRA LA RÉSISTANCE BALISTIQUE DES PANNEAUX.’

The label must have the following phrasing:

‘This ballistic panel complies with the threat level of RCMP specification G.S. 1045-177.
Ce panneau balistique est conforme au niveau de menace indiqué dans la spécification G.S. 1045-177 de la
GRC.’

The label must clearly indicate the following information:

- manufacturer's identification/identification du fabricant;
- date of manufacture (in MM/YYYY format)/date de confection (en format MM/AAAA);
- size/taille;
- Lot number from roll of ballistic fabric/numéro de lot inscrit sur le rouleau de tissu balistique;
- vest serial number, displayed by both numbers/letters and barcode/numéro de série du gilet (chiffres et lettres et code à barres);
- RCMP material master number/numéro de fiche article de la GRC.

A box shall be included and indicated on the label as such for the date of issue [Note: date of issue is determined and stamped in this box by the RCMP upon issuing to a user]. The words 'Date of issue/date d'émission' shall be in letters no less than 5 mm high, font as per the rest of the label.

Dwg. 4 shows an example of an acceptable label.

4.4.4.1 **Serial Numbering of Vest panels**

Each vest shall have a unique serial number applied to it. The serial number shall apply to both the front and back panels of a single set of panels. This number shall appear on panel labels as per the requirements of Para. 4.4.4 above, the barcode to be of a 'universal' type readable by commonly-used commercial handheld barcode scanners. The serial number shall be any combination of numbers and/or letters required to successfully differentiate an RCMP soft body armour vest from any other vest produced by the same manufacturer whether for the RCMP or not. Manufacturers will maintain this serialization system for a period long enough to avoid duplication. Upon request, a list of manufactured vests with their serial numbers shall be made available to the RCMP. This request may be made as part of a contract requirement or at any time.

- 4.4.5 **Patterns** - Patterns for all listed sizes of the ballistic panels will be provided by the RCMP. Special sizes will follow the same shape and coverage as those shown in this specification. Refer to Appendix 'A' for pattern list.

5. **Quality Assurance Provisions**

5.1 **Production Lot Testing, Ballistic Aramid Cloth and Panels** - A lot of finished soft body armour vests shall consist of as many ballistic panels as can be manufactured from approximately 1000 to 3000 metres of ballistic aramid cloth.

5.1.1 **Ballistic Aramid Cloth Information** - Every lot shall be accompanied by a data sheet for the ballistic cloth with the following information:

Property	Acceptable Test Method
Fibre type	---
Weave Type	---
Fabric weave count, warp and weft	ASTM D3775
Fabric Weight	ASTM D3776
Tensile Strength	ASTM D5034
Tensile Tearing	ASTM D2261

5.1.2 **Testing, Ballistic Aramid Panels** - Every lot shall be tested ballistically for the following:

- V₅₀ ballistic resistance using 9 mm FMJ 116 grain IVI brand ammunition to be performed on a finished front and back size 44-46 regular male vest without carrier, Dry Test Only.
- V₅₀ ballistic resistance using .357 Magnum, Jacketed Soft Point, 158 grain ammunition to be performed on a finished front and back size 44-46 regular male vest without carrier, Dry Test Only.
- V₅₀ test protocol to be as per Para. 2.5.
- N.I.J. sampling, two complete vests, front and back size 44-46 regular male without carrier per lot for wet and angle shots with exceptions noted in Para. 4.1.1.

NOTE: If, during V₅₀ testing, a penetration occurs at or below the maximum velocity permitted under the ‘pass/fail’ testing, the lot shall be determined to have failed to meet RCMP requirements.

5.1.3 **Test for Waterproofness** – Finished panels submitted for production lot ballistic testing shall also be tested for waterproofness by the following method, prior to ballistic testing: Panels shall be weighed, the weight recorded, and then the panel fully immersed vertically in a suitably-sized basin of tap water at room temperature (21°C, +2°C/- 5°C) for no less than 30 minutes. After that time, the panel will be removed from the water, hung vertically and allowed to dry for 10 minutes and weighed again. Any appreciable weight gain not attributable to water clinging to the surface of the panel will be considered evidence of a lack of waterproofness. In addition, any air bubbles observed to be emerging from fully submerged panels will be considered evidence of a lack of waterproofness.

Failure to meet waterproof requirements may be considered grounds for rejection of a lot or an entire shipment.

- 5.1.4 **Testing Costs and Shipping of Finished Panels** - All Production Lot testing costs will be paid for and arranged by the manufacturer of the finished vests. All test reports related to each lot must be submitted to the RCMP for approval prior to the shipping of any goods.
Records related to and including production and testing of ballistic aramid cloth and ballistic panels/vests must be maintained by the producing textile mill and vest manufacturer for a minimum period of 10 years. The records must be available for RCMP reference.
- 5.1.5 **Test Facilities** - All testing at any stage of a contract including the pre-contract award period must be performed by a test facility which operates independently, is unaffiliated with any of the potential proponents and is capable of performing ballistic and testing on an ongoing basis to the satisfaction of the Royal Canadian Mounted Police.
- 5.2 **Responsibility for Inspection** - Unless otherwise stipulated in the contract, it is the prime contractor's responsibility to satisfy the RCMP that the material and services supplied conform to this specification.
- 5.3 The RCMP reserves the right to perform any inspection considered necessary to ensure the material and services conform to the specified requirements. For the purpose of inspection, a portion of each delivery not exceeding two percent or two out of any number delivered under 100 may be put to tests that could destroy the articles. If found to be inferior or not in accordance with this specification, all articles so destroyed shall be replaced by others of proper quality and pattern at the expense of the contractor. The entire delivery may also be rejected if it is found that articles previously rejected due to non-repairable defects are redelivered for inspection.
- 5.4 The contractor will be promptly notified when any articles are not accepted and such articles will be returned at the contractor's risk and expense.

APPENDIX A

Sealed Pattern Identifier

Pattern #: G.S. 1045-177 Ballistic Panels
 Title: Vest, Soft Body Armour

Paper Patterns - Paper patterns are available for the ballistic panels from the RCMP, Uniform & Equipment Program, Ottawa Ontario, under Pattern # G.S.1045-177. Firms requested to produce Pre-contract Award Samples will be provided with the base pattern only. The full set of patterns either in individual sizes or as a graded nest will be provided to the successful bidder after the contract is awarded.

The paper patterns include, where applicable, seam allowances, drill holes and/or placement templates. Contractors may make changes required to suit their production process, however, the design and grade shall not be affected or changed.

All patterns are property of the RCMP and must be returned upon completion of the contract.

Pattern Pieces - This design has 2 pattern components.

Legend:

Material = Ballistic Aramid Panel

Pattern Components	Nomenclature	Quantity to be cut	Material
# 1 of 2	Front Panel, Internal	Ref. Para. 4.4.2	Ballistic Aramid Panel
# 2 of 2	Back Panel, Internal	Ref. Para. 4.4.2	Ballistic Aramid Panel

APPENDIX B

**Vest, Soft Body Armour
Scale of Measurements
Front Panel**

Dimensions in cm				
Size	A	B	C	D
32-34 Short	31.5	40.5	14	24
36-38 Short	32	45.5	14.15	26
40-42 Short	32.75	50.5	14.25	28
44-46 Short	33.5	55.5	14.5	30
48-50 Short	34	60.5	14.75	32
32-34 Regular	36.5	40.5	18	24
36-38 Regular	37	45.5	18.25	26
40-42 Regular	37.75	50.5	18.5	28
44-46 Regular	38.5	55.5	18.75	30
48-50 Regular	39.25	60.5	19	32
32-34 Tall	37	40.5	18.5	23.5
36-38 Tall	39	45.5	19.5	26
40-42 Tall	40.5	50.5	20.25	28.5
44-46 Tall	42.5	55.5	21	31.5
48-50 Tall	44.5	60.5	22	32.25
Tolerance	+/- 0.5 cm			

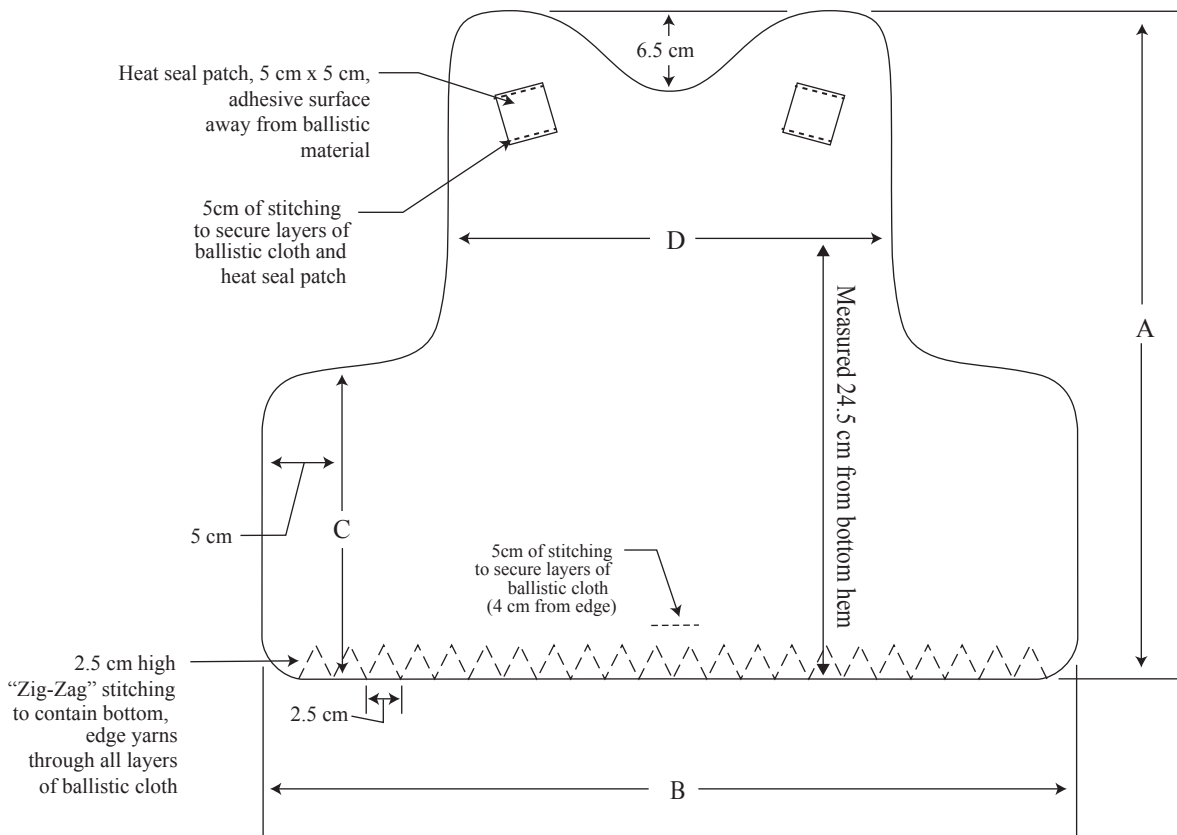
APPENDIX B
(continued)

Vest, Soft Body Armour
Scale of Measurements
Rear Panel

Dimensions in cm				
Size	E	F	G	H
32-34 Short	31.25	40.5	14	23.25
36-38 Short	32	45.5	14.15	25.5
40-42 Short	32.75	50.5	14.25	27.5
44-46 Short	33.5	55.5	14.5	29.25
48-50 Short	34	60.5	14.75	32.25
32-34 Regular	36.5	40.5	18	23.25
36-38 Regular	37	45.5	18.25	25.25
40-42 Regular	37.75	50.5	18.5	27.25
44-46 Regular	38.5	55.5	18.75	29.25
48-50 Regular	39.25	60.5	19	31.25
32-34 Tall	37	40.5	18.5	23.5
36-38 Tall	38.75	45.5	19.5	25.5
40-42 Tall	40.5	50.5	20.25	27.75
44-46 Tall	42.25	55.5	21	29.75
48-50 Tall	44	60.5	22	32
Tolerance	+/- 0.5 cm			

Front Ballistic Panel

Dwg. 1



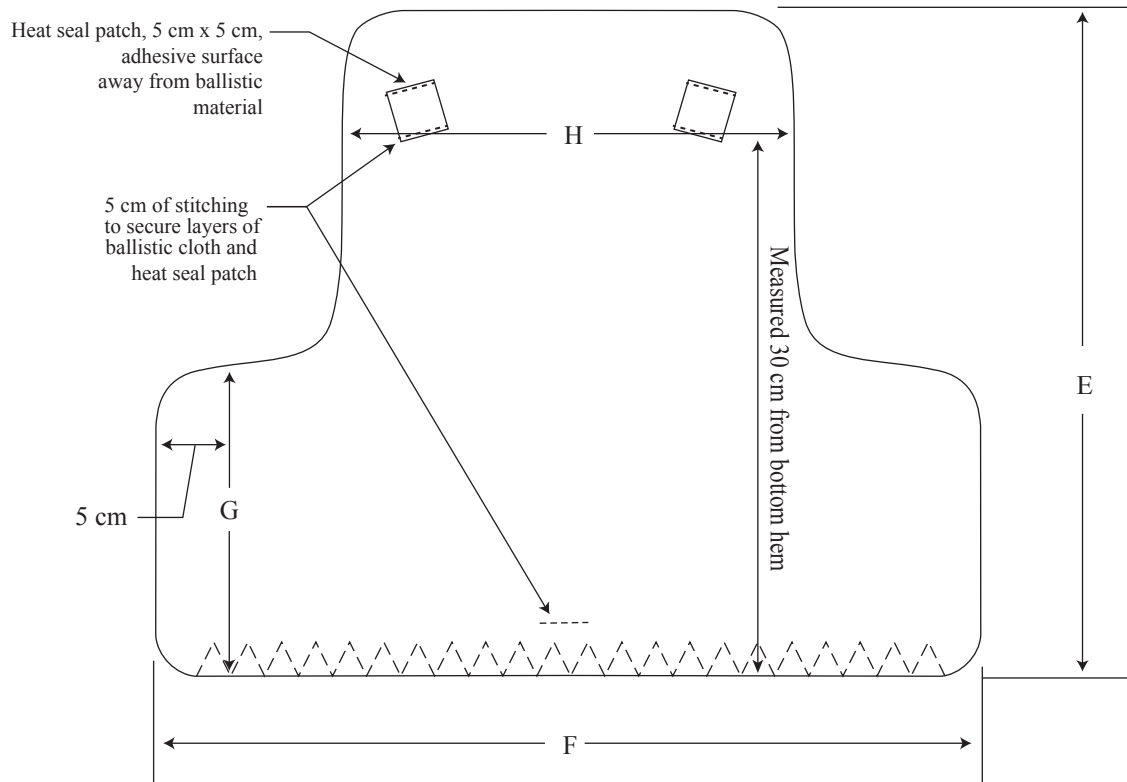
NOT TO SCALE

All measurements in centimetres unless otherwise indicated

Tolerance: +/- 0.5 cm

Back Ballistic Panel

Dwg. 2



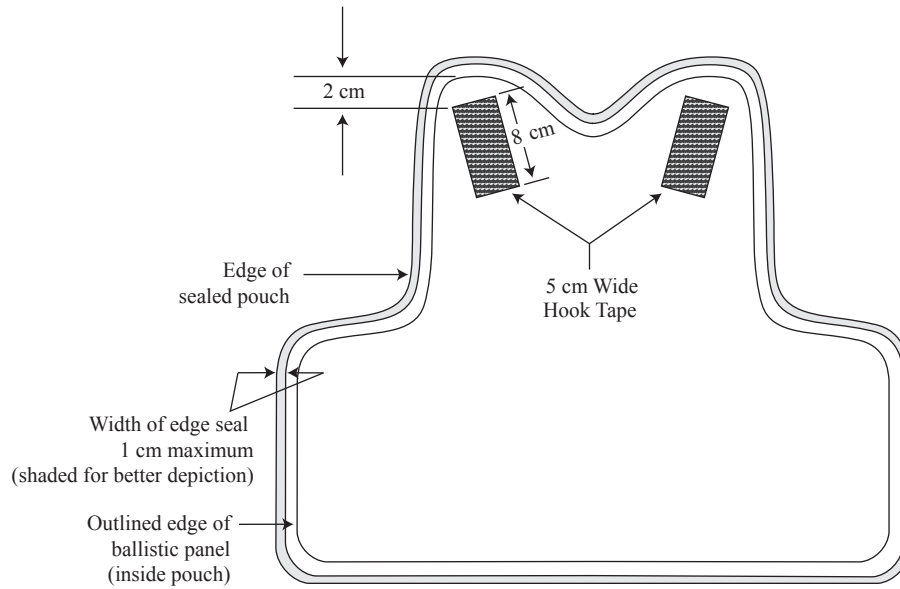
NOT TO SCALE

All measurements in centimetres unless otherwise indicated

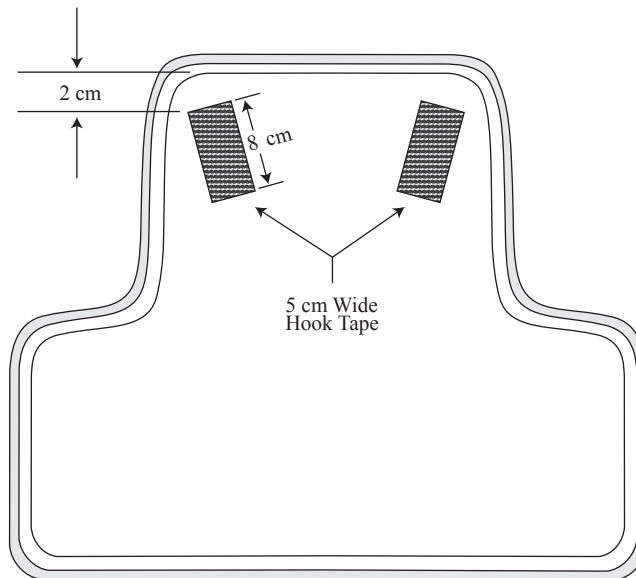
Tolerance: +/- 0.5 cm

Pouches, Front and Back

Dwg. 3



Pouch, Front



Pouch, Back

NOT TO SCALE

All measurements in centimetres unless otherwise indicated

Tolerance: +/- 0.5 cm

Label, Care and Instruction

Example

Dwg. 4

**CARE INSTRUCTIONS FOR BALLISTIC PANELS/
INSTRUCITONS D'ENTRETIEN POUR PANNEAUX
BALISTIQUES**

- REMOVE BALLISTIC PANEL BEFORE CLEANING CARRIER/
AVANT DE LAVER LE GILET, RETIRER LES PANNEAUX
BALISTIQUES.
- WIPE PROTECTIVE PANEL WITH A WATER DAMPENED
CLOTH ONLY/
ESSUYER LES PANNEAUX À L'AIDE D'UN CHIFFON
LÉGÈREMENT IMBIBÉ D'EAU SEULEMENT
- DO NOT DRY CLEAN/ NE PAS NETTOYER A SEC.
- DO NOT BLEACH/ NE PAS UTILISER D'AGENT DE BLANCHIMENT.
- DO NOT EXPOSE TO DIRECT SUNLIGHT/ NE PAS PLACER EN
PLEIN SOLEIL.

FAILURE TO FOLLOW THESE INSTRUCTIONS FOR WASHING AND
HANDLING THIS PANEL WILL AFFECT ITS BALLISTIC RESISTANT
QUALITIES.

LE NON-RESPECT DES INSTRUCTIONS D'ENTRETIEN RÉDUIRA LA
RÉSISTANCE BALISTIQUE DES PANNEAUX.

This ballistic panel complies with the threat level of R.C.M.P.
specification G.S.1045-177.

Ce panneau balistique est conforme au niveau de menace indiqué dans
la spécification G.S.1045-177 de la GRC.

**BODY SIDE - THIS SIDE TO FACE WEARER
CE CÔTÉ DÔIT ÊTRE PLACÉ CONTRE VOTRE CORPS**

Date of Issue/ Date d'Emission

Manufacturer's Identification/

Identification du fabricant:

XYZ Mfg. Co. Ltd.

123 Alpha Lane

Anytown, B.C.

V1V 1V1

Size/

Taille: 32-34S

Lot number from roll/

Numéro du lot inscrit

sur le rouleau: A10400

Date of manufacture/

Date de confection: 12/2014

RCMP stock number/Numéro

de l'article de la GRC: 8052-010

Serial N°/ Numéro de série



22TA009RCM00