


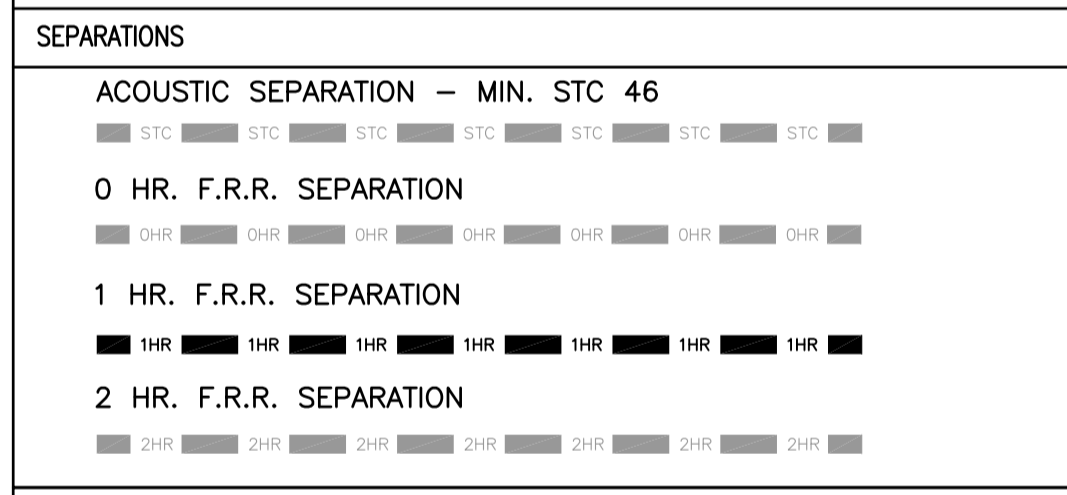
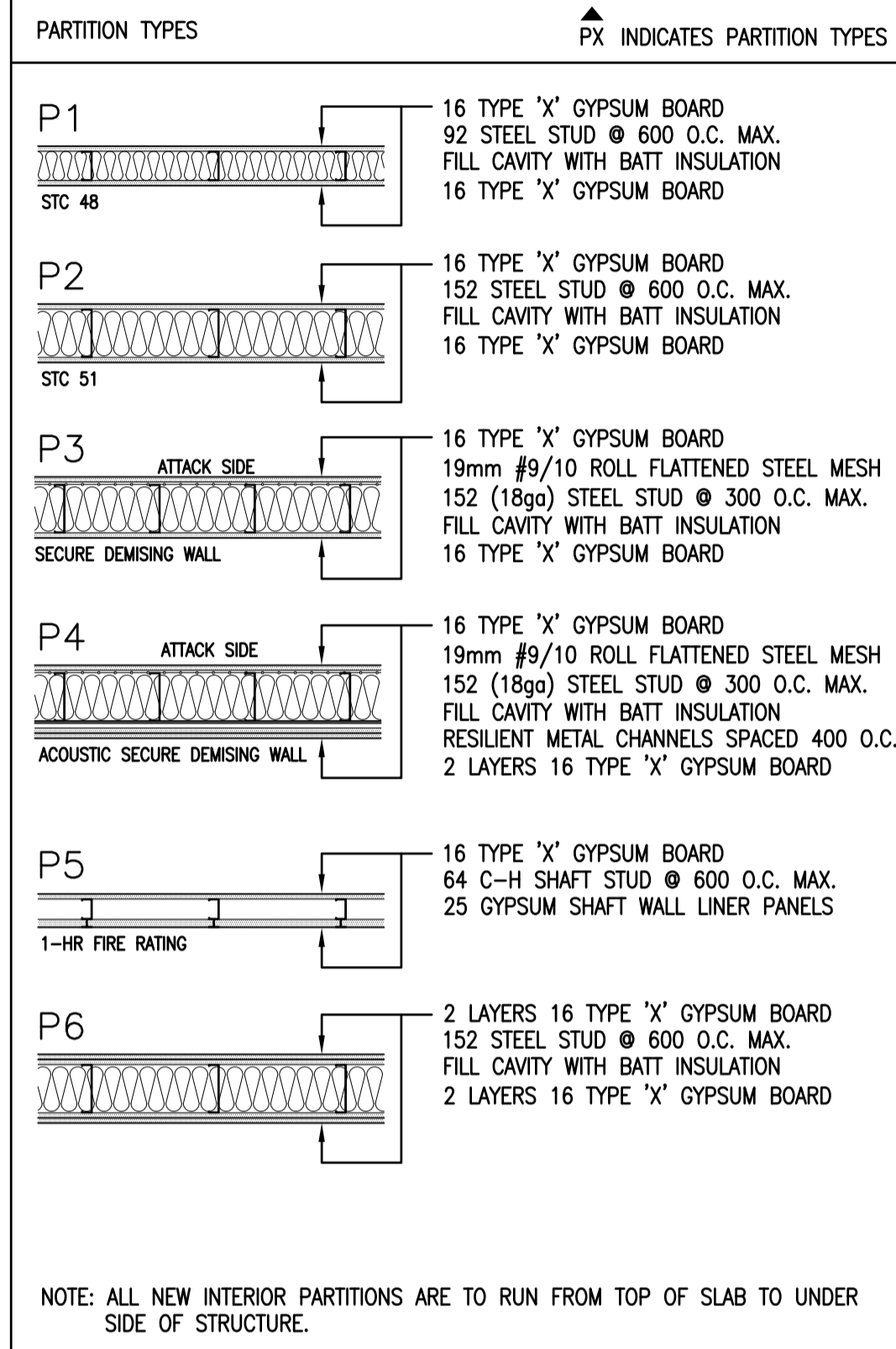
# INTERIOR FIT-UP REGINA, SASKATCHEWAN

**SEPW Architecture Inc.**

100 - 3725 Parkside Street, Regina, SK S4S 0R9 Tel: (306) 969-0255  
 102 - 3718 Kinross Street, Saskatoon, SK S7P 3A6 Tel: (306) 953-9457  
 Website: www.sepw.ca



LIST OF DRAWINGS	
A0.0	COVER SHEET
<b>ARCHITECTURAL</b>	
A1.1	DEMOLITION PLAN—MAIN FLOOR FLOOR PLAN—MAIN FLOOR
A1.2	DEMOLITION PLAN—SECOND FLOOR FLOOR PLAN—SECOND FLOOR
A1.3	LARGE SCALE PLANS SECTIONS
A1.4	PARTITION SECTIONS
A2.1	REFLECTED CEILING PLANS—MAIN FLOOR DEMO AND NEW
A2.2	REFLECTED CEILING PLANS—SECOND FLOOR DEMO AND NEW
A2.3	FINISHES PLAN
A3.1	INTERIOR ELEVATIONS
A3.2	INTERIOR ELEVATIONS
A4.1	CABINET SALVAGE PLAN, RELOCATION SCHEDULE, MOBILE SHELVING LEGEND
A4.2	FURNITURE LAYOUTS
A5.1	DETAILS
A5.2	DETAILS
A5.3	DETAILS / MILLWORK
<b>STRUCTURAL</b>	
S1.1	PARTIAL MAIN FLOOR PLAN
S1.2	PARTIAL SECOND FLOOR PLAN
<b>MECHANICAL</b>	
M1.1	LEGEND, EQUIPMENT SCHEDULES AND GENERAL NOTES
M2.1	CRAWLSPACE FLOOR PLAN PLUMBING: DEMOLITION AND REVISIONS
M2.2	MAIN FLOOR PLAN, PLUMBING: DEMOLITION AND REVISIONS
M2.3	SECOND FLOOR PLAN, PLUMBING: DEMOLITION AND REVISIONS
M3.1	MAIN FLOOR PLAN, HEATING DEMOLITION, HEATING REVISIONS
M3.2	SECOND FLOOR PLAN, HEATING DEMOLITION, HEATING REVISIONS
M4.1	CRAWLSPACE PLAN, VENTILATION DEMOLITION, VENTILATION REVISIONS
M4.2	MAIN FLOOR PLAN, VENTILATION DEMOLITION
M4.3	SECOND FLOOR PLAN, VENTILATION DEMOLITION
M4.4	MAIN FLOOR PLAN, VENTILATION REVISIONS
M4.5	SECOND FLOOR PLAN, VENTILATION REVISIONS
M5.1	MAIN FLOOR PLAN FIRE PROTECTION: DEMOLITION AND REVISIONS
M5.2	SECOND FLOOR PLAN FIRE PROTECTION: DEMOLITION AND REVISIONS
<b>ELECTRICAL</b>	
E1.1	MAIN FLOOR LIGHTING DEMOLITION PLAN
E1.2	NEW LIGHTING PLAN
E1.3	SYMBOL SCHEDULE
E2.1	SECOND FLOOR LIGHTING DEMOLITION PLAN
E2.2	NEW LIGHTING PLAN
E2.3	MAIN FLOOR POWER AND SYSTEM DEMOLITION PLAN
E2.4	MAIN FLOOR NEW POWER AND SYSTEM PLAN
E2.5	SECOND FLOOR POWER AND SYSTEM DEMOLITION PLAN
E2.6	SECOND FLOOR NEW POWER AND SYSTEM PLAN
E3.1	MAIN FLOOR COMMUNICATIONS
E3.2	SECOND FLOOR COMMUNICATIONS
E3.3	PARTIAL BASEMENT PLAN
E4.1	ELECTRICAL DETAILS
E4.2	EXISTING PANEL SCHEMATICS
E4.3	NEW BRANCH CIRCUITRY
E4.4	EXISTING PANEL SCHEMATICS FOR REFERENCE ONLY
E5.1	COMMUNICATIONS RISER DETAIL
E5.2	FIRE ALARM RISER
E5.3	FIRE ALARM KEY PLAN
E6.1	MECHANICAL EQUIPMENT SCHEDULE
E7.1	CCTV—ALARM SYSTEMS AND ACCESS CONTROL NEW CONDUIT ROUGH-IN PLAN
E7.2	CCTV—ALARM SYSTEMS AND ACCESS CONTROL CONDUIT DETAILS
E7.3	CCTV—ALARM SYSTEMS AND ACCESS CONTROL CONDUIT DETAILS

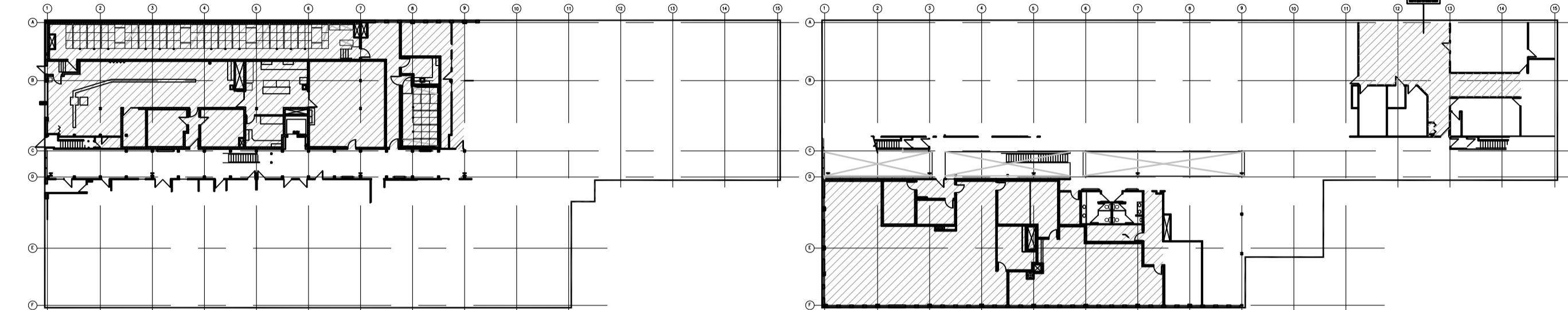


**NOTES:**

- REFER TO REFLECTED CEILING PLANS FOR THE LOCATION OF FIRE AND ACOUSTIC SEPARATIONS.
- PROVIDE SOLID WOOD BLOCKING IN WALLS AND PARTITIONS FOR THE ATTACHMENT OF MILLWORK AND EQUIPMENT SEE INTERIOR ELEVATIONS.
- CONFIRM SIZE, NUMBER, AND LOCATIONS OF ALL SECURE DUCT PENETRATIONS WITH MECHANICAL.

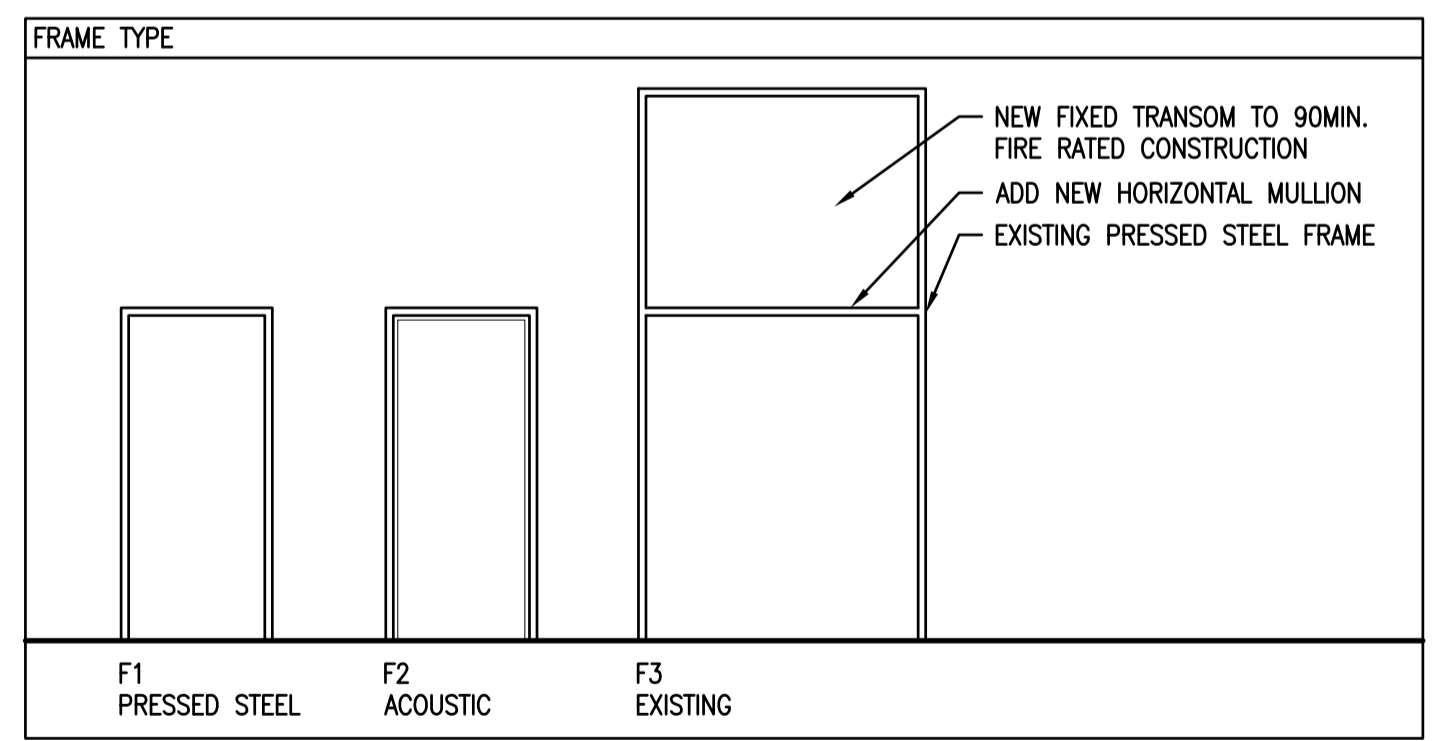
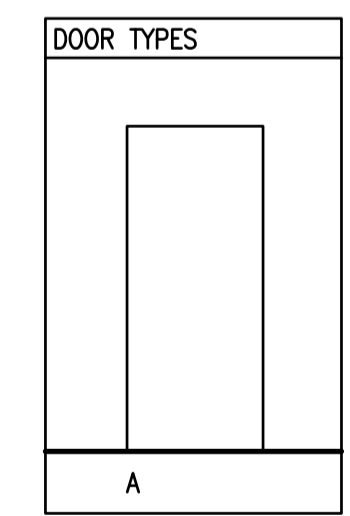
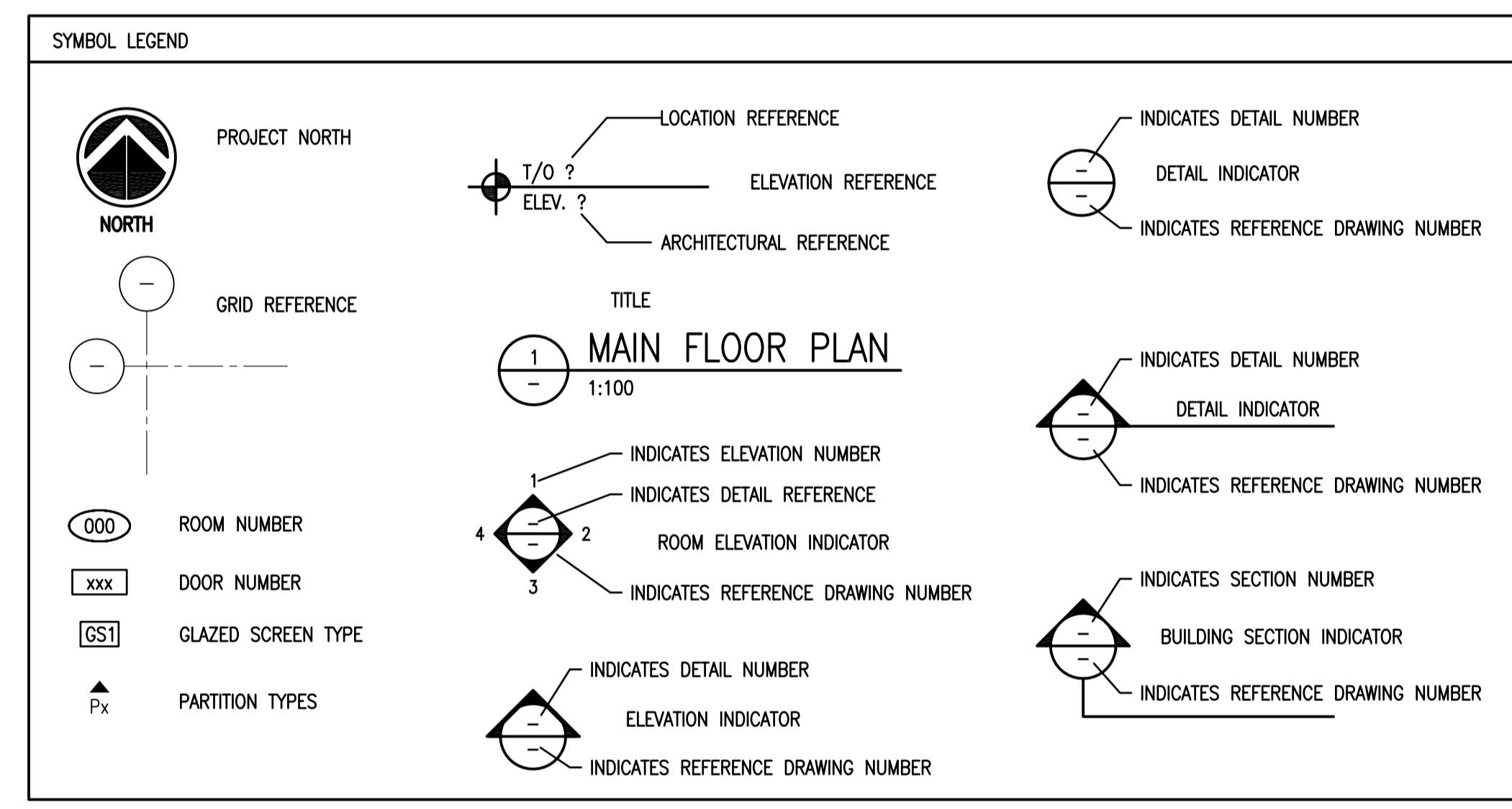
**GENERAL NOTES**

- REFER TO STRUCTURAL, MECHANICAL AND ELECTRICAL DRAWINGS FOR COMPLETE SCOPE OF WORK.
- CONTRACTOR TO CONFIRM ALL DIMENSIONS AND SITE CONDITIONS ON SITE PRIOR TO COMMENCEMENT OF WORK.
- FLOORING TO BE INSTALLED PRIOR TO PLACEMENT OF ALL WORKSTATIONS.
- ANY WORK PERFORMED OUTSIDE OF GENERAL SCOPE OF WORK AREA (i.e. ELECTRICAL FIRE ALARM COMPONENTS OR MECHANICAL SYSTEMS) SHOULD BE PERFORMED WITH THE LEAST AMOUNT OF DISTURBANCE TO SURROUNDING AREAS. PATCH, REPAIR AND REFINISH ALL AFFECTED SURROUNDING AREAS WHERE REQUIRED. PROVIDE FIRESTOPPING AS REQUIRED.
- PATCH, REPAIR AND REFINISH ALL FINISHES, TO MATCH EXISTING, WHERE AFFECTED BY REMOVALS OR NEW WORK (PARTITIONS, ELECTRICAL FIXTURES AND DEVICES, MECHANICAL FIXTURES, DUCTWORK, GRILLES, CASEWORK, ETC.) ENSURE ALL FIRE SEPARATIONS ARE REINSTITATED.
- OWNER WILL HAVE FIRST RIGHT OF REFUSAL FOR ALL ITEMS (GLAZING, HARDWARE, CASEWORK, ELECTRICAL FIXTURES, MECHANICAL FIXTURES, ETC.) THAT ARE NOTED FOR REMOVAL OR DEMOLITION. REFUSED ITEMS ARE TO BE REMOVED AND DISPOSED. SALVAGED REMOVED ITEMS ARE TO BE RE-USED AS NOTED, DELIVERED TO STORAGE, ELSEWHERE ON PROJECT SITE AS DIRECTED BY DEPARTMENTAL REPRESENTATIVE.
- INSTALL FIRESTOPPING MATERIALS AS REQUIRED AT ALL NEW PENETRATIONS THROUGH FIRE RATED ASSEMBLIES IN ACCORDANCE WITH SECTION 07 84 00 — FIRESTOPPING.



**1 KEY PLAN — MAIN FLOOR**  
A0.0 NTS

**2 KEY PLAN — SECOND FLOOR**  
A0.0 NTS



\*REFER TO SECTION 08 90 10

**DO NOT SCALE DRAWINGS**

Revision/	Description/Description	Date/Date
0	ISSUED FOR TENDER	2016-03-11

Project title/Titre du projet

**INTERIOR FIT-UP  
REGINA, SASKATCHEWAN**

Approved by/Approve par

Designed by/Concept par  
**VS / RP**

Drawn by/Dessine par  
**VS / RP**

Project Manager/Administrateur de Projets  
**RK**

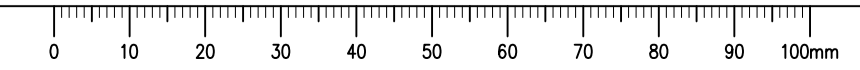
Architectural and Engineering Resources Manager/

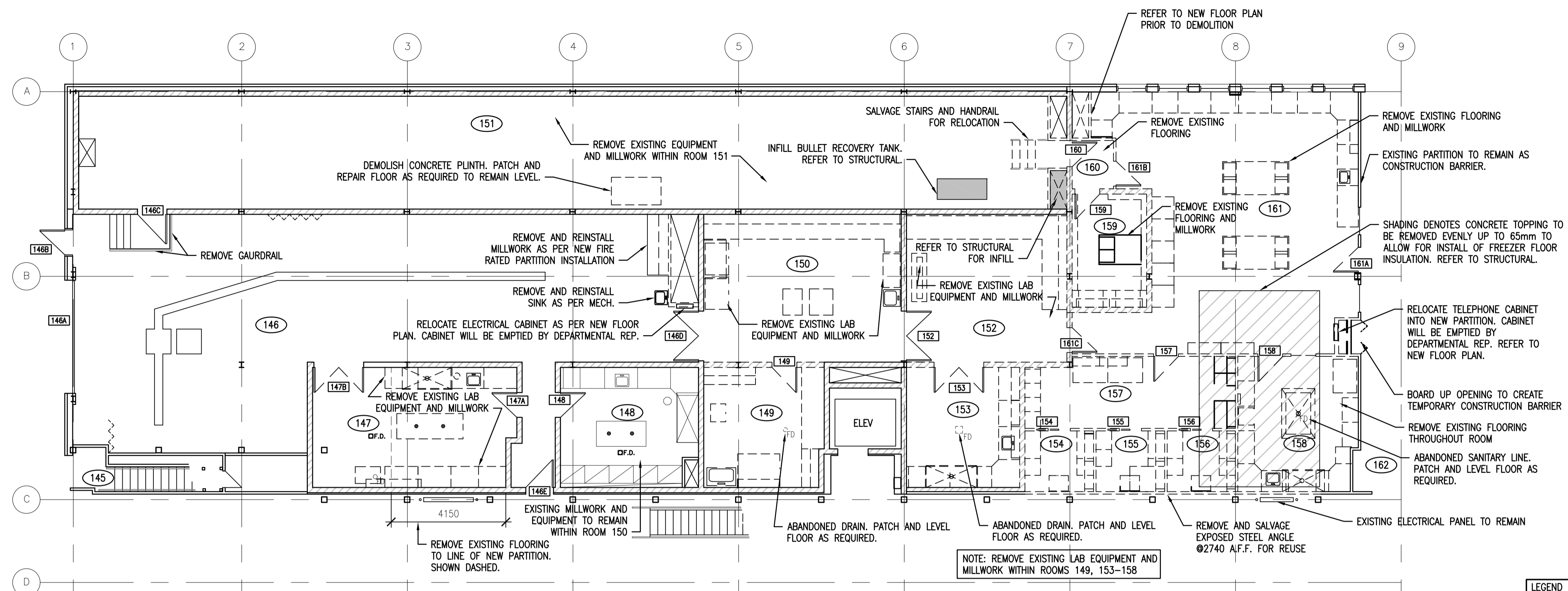
Client/client

Drawing title/Titre du dessin

**COVER SHEET**

Project No./No. du projet	Sheet/	Revision no./
13/2015	<b>A0.0</b>	<b>0</b>

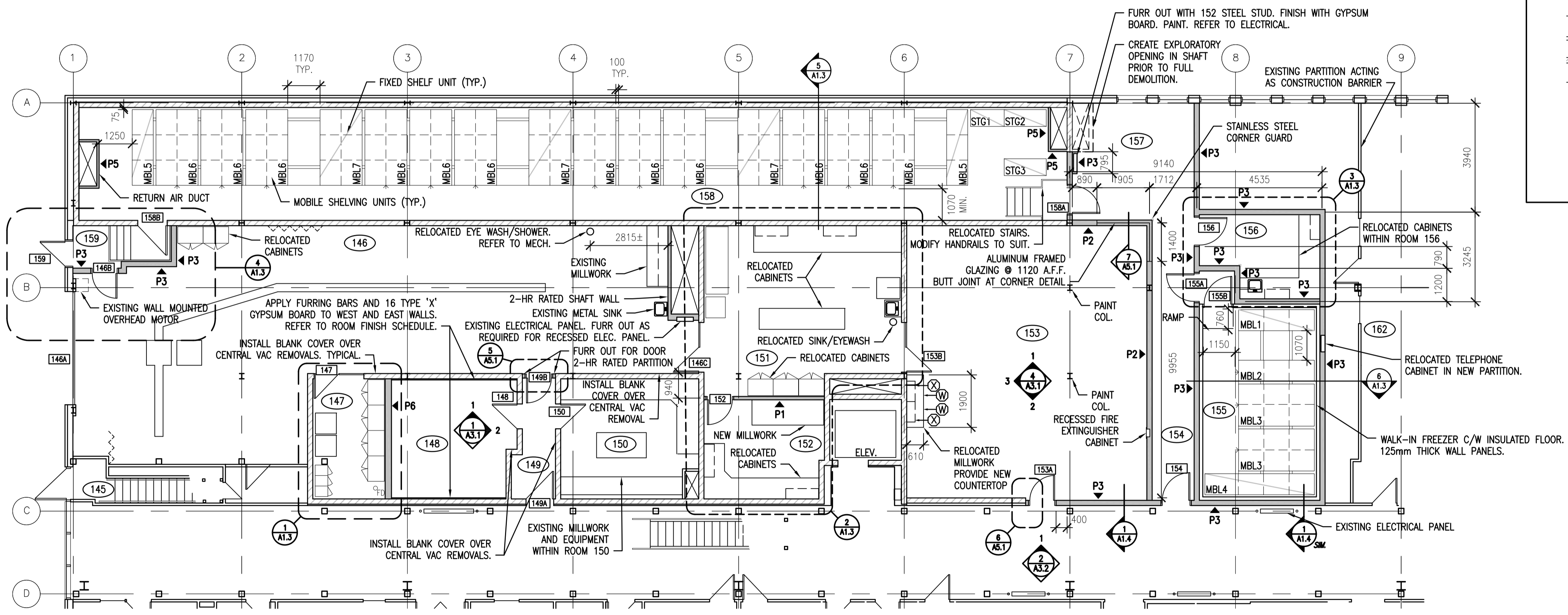




**1** DEMOLITION PLAN - MAIN FLOOR  
A1.1 1:100

**LEGEND**

- NEW PARTITION. REFER TO PARTITION TYPES FOR CONSTRUCTION.
- EXISTING PARTITION
- EXISTING CONCRETE BLOCK PARTITION
- NEW BUTT JOINT FULL HEIGHT GLAZING
- PARTITION TO BE DEMOLISHED
- CONCRETE BLOCK TO BE DEMOLISHED
- GLAZING TO BE DEMOLISHED
- EXISTING DOOR
- NEW DOOR
- RELOCATED MILLWORK



**2** MAIN FLOOR PLAN  
A1.1 1:100

REFER TO DRAWING A4.1 FOR SALVAGE CABINET SCHEDULE



**DO NOT SCALE DRAWINGS**

Revision/Revision	Description/Description	Date/Date
0	ISSUED FOR TENDER	2016-03-11

Project title/Titre du projet

**INTERIOR FIT-UP  
REGINA, SASKATCHEWAN**

Approved by/Approve par

Designed by/Concept par

Drawn by/Dessine par

Project Manager/Administrateur de Projets

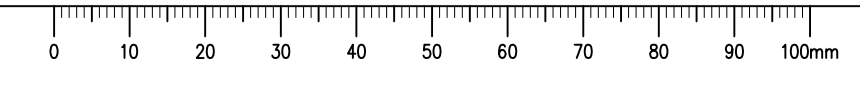
Architectural and Engineering Resources Manager/Ressources Architectural et de Directeur d'ingénierie

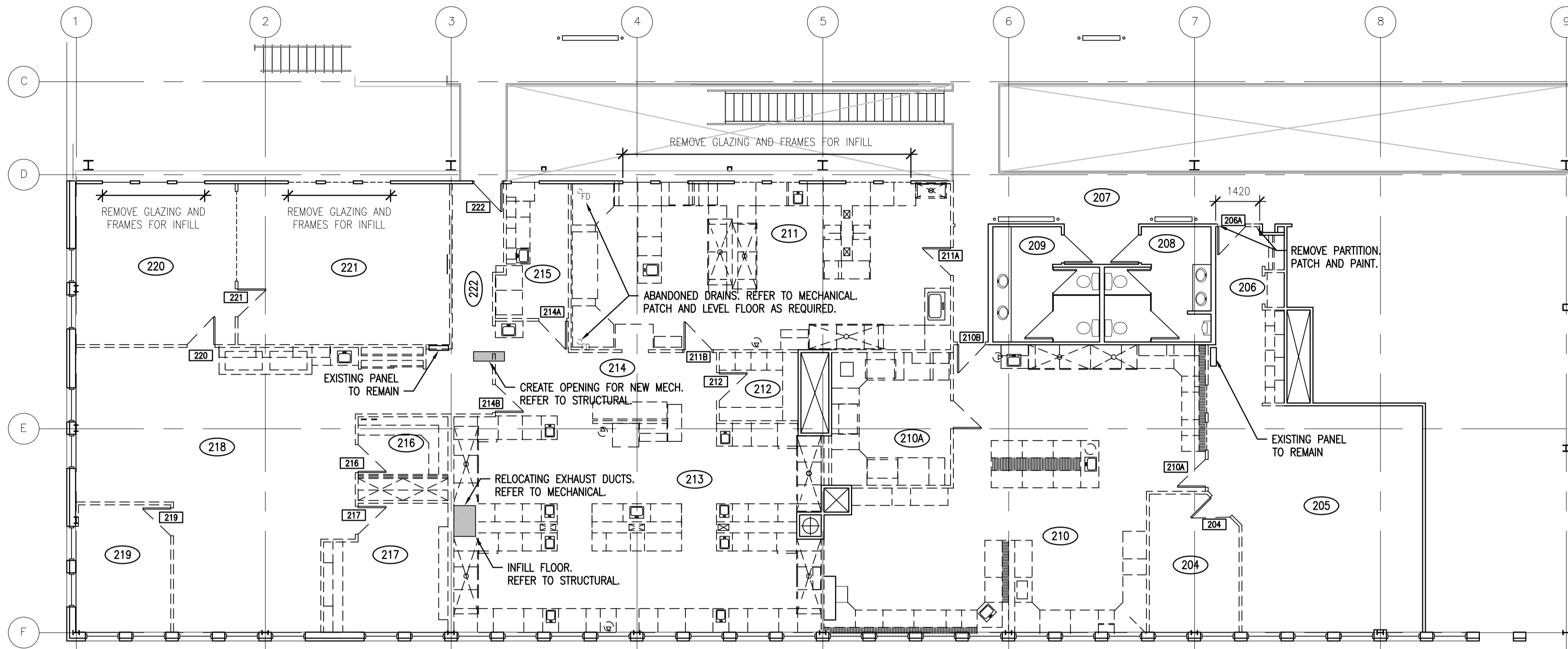
Client/client

Drawing title/Titre du dessin

**DEMOLITION - MAIN FLOOR  
MAIN FLOOR PLAN**

Project No./No. du projet	Sheet/Feuille	Revision no./La Revision no.
13/2015	A1.1	0



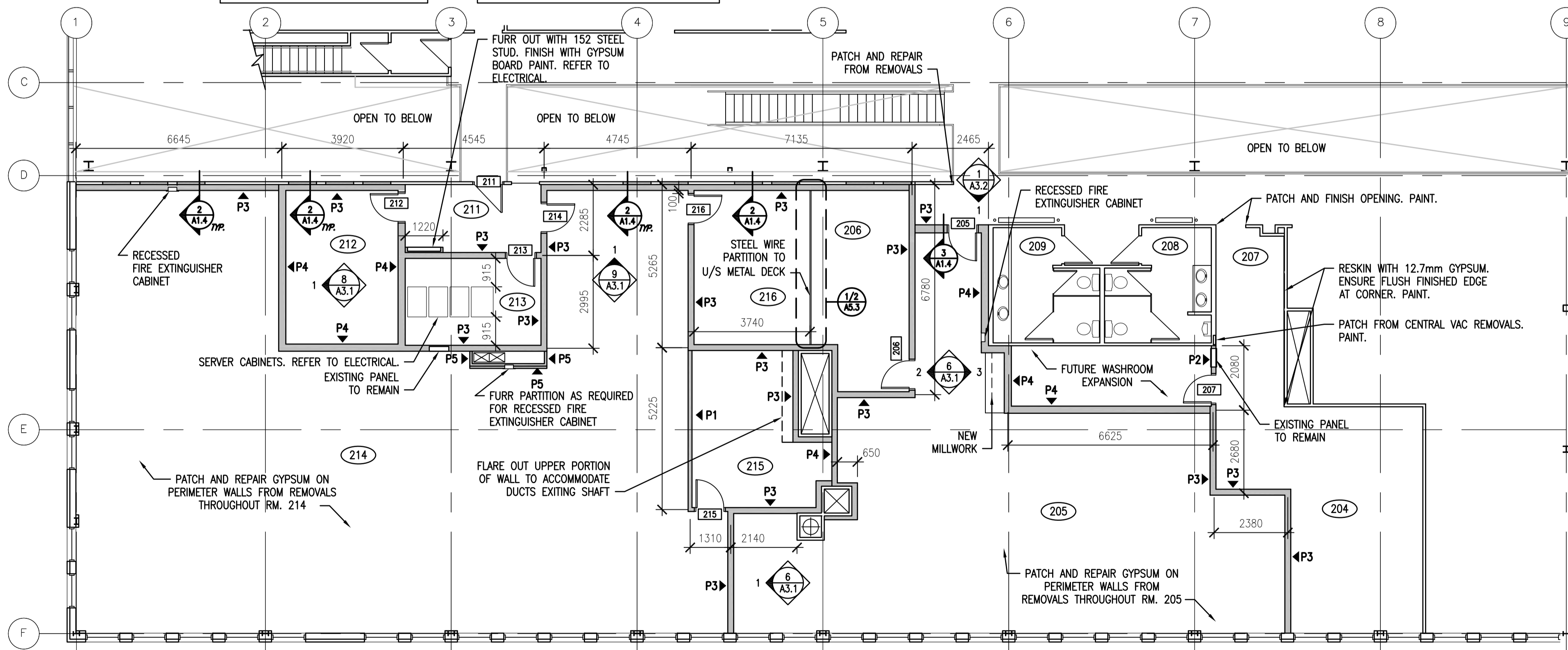


**1 DEMOLITION PLAN – SECOND FLOOR**  
 1:100  
 NORTH

LEGEND	
	NEW PARTITION. REFER TO PARTITION TYPES FOR CONSTRUCTION.
	EXISTING PARTITION
	EXISTING CONCRETE BLOCK PARTITION
	NEW BUTT JOINT FULL HEIGHT GLAZING
	PARTITION TO BE DEMOLISHED
	CONCRETE BLOCK TO BE DEMOLISHED
	GLAZING TO BE DEMOLISHED
	EXISTING DOOR
	NEW DOOR
	RELOCATED MILLWORK

NOTE: PATCH AND REPAIR EXISTING PARTITIONS FROM REMOVALS WITHIN RM.211. PAINT.

NOTE: INFILL GLAZING IN ROOMS 206, 212, 214, 216 AS PER DETAIL 2/A1.4



**2 SECOND FLOOR PLAN**  
 1:100  
 NORTH

REFER TO DRAWING A4.1 FOR SALVAGE CABINET SCHEDULE



**DO NOT SCALE DRAWINGS**

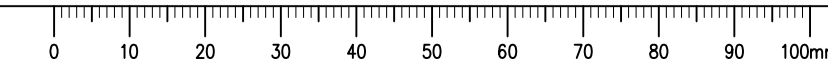
Revision/Revision	Description/Description	Date/Date
0	ISSUED FOR TENDER	2016-03-11

Project title/Titre du projet  
**INTERIOR FIT-UP  
 REGINA, SASKATCHEWAN**

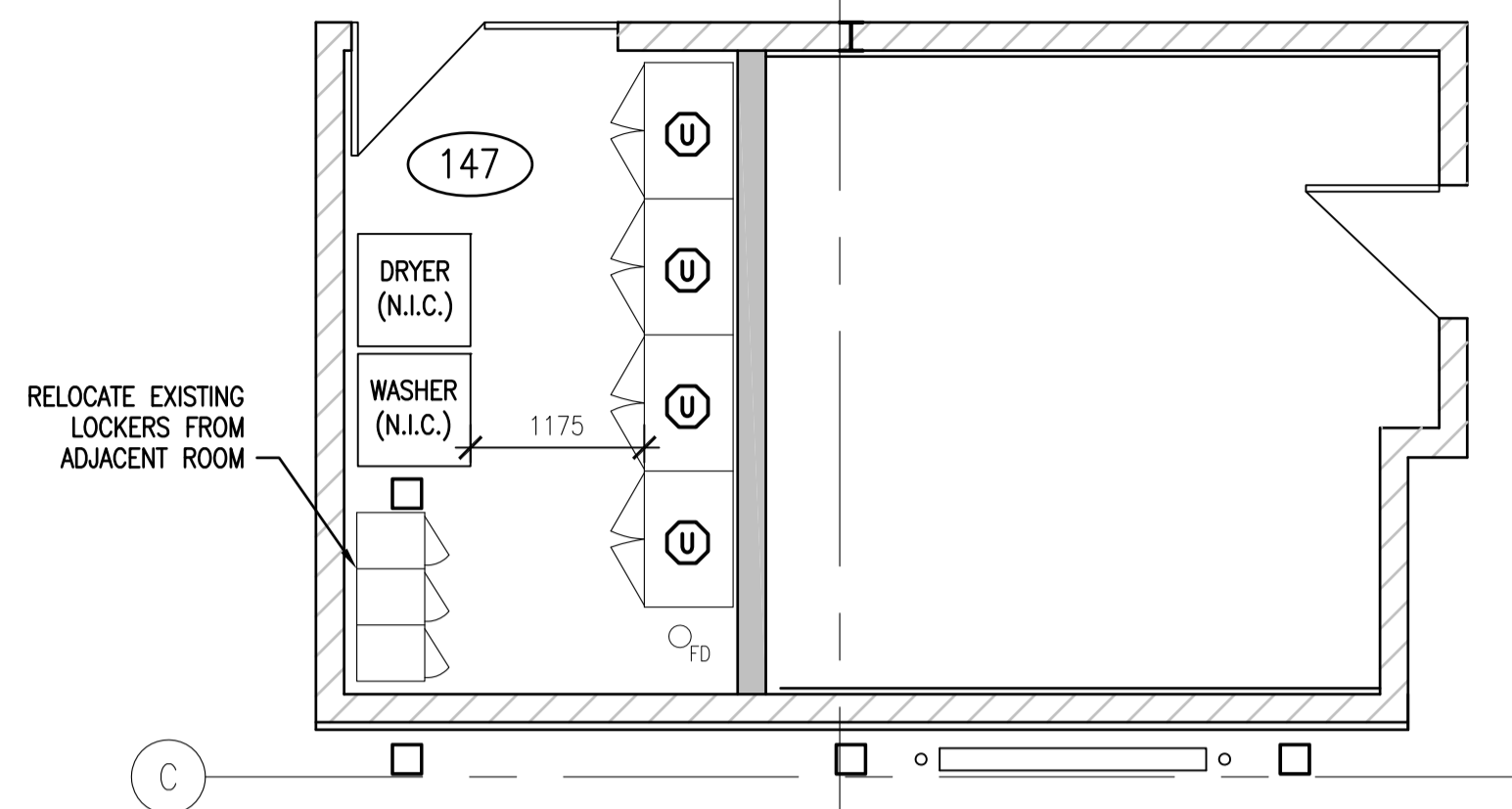
Approved by/Approve par  
 Designed by/Concept par  
 Drawn by/Dessine par  
**VS / RP**  
 Project Manager/Administrateur de Projets  
**RK**  
 Architectural and Engineering Resources Manager/  
 Ressources Architectural et de Directeur d'ingénierie

Drawing title/Titre du dessin  
**DEMOLITION - SECOND FLOOR  
 SECOND FLOOR PLAN**

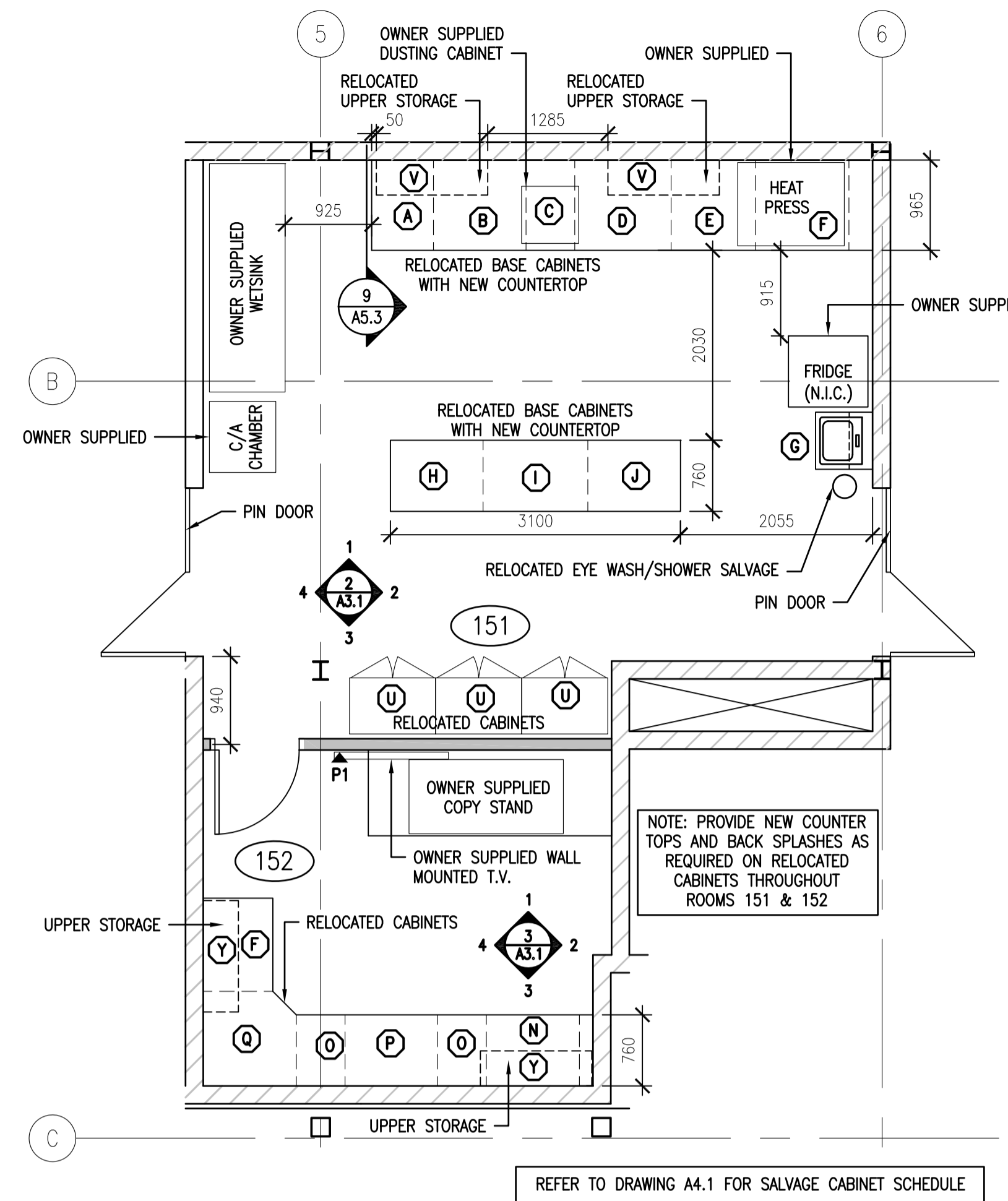
Project No./No. du projet	Sheet/Feuille	Revision no./La Revision no.
13/2015	<b>A1.2</b>	<b>0</b>



REFER TO DRAWING A4.1 FOR SALVAGE CABINET SCHEDULE

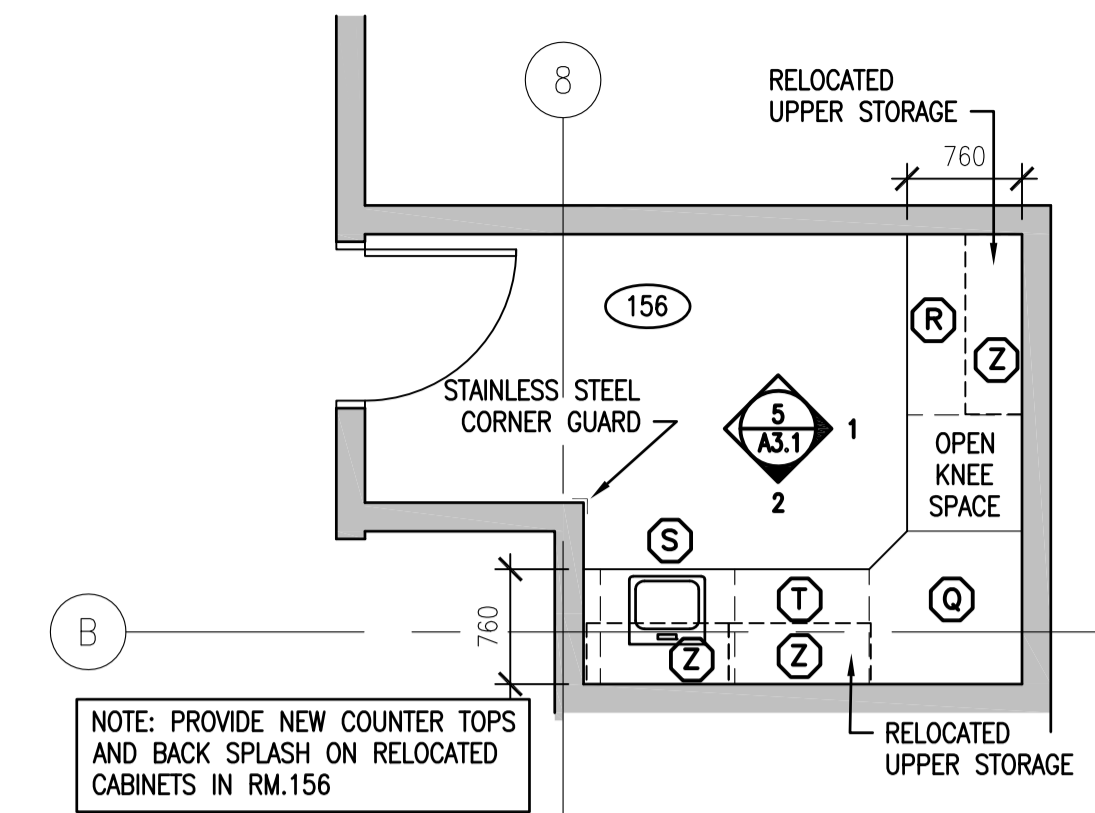


1 LARGE SCALE PLAN - ROOM 147  
A1.1 1:50

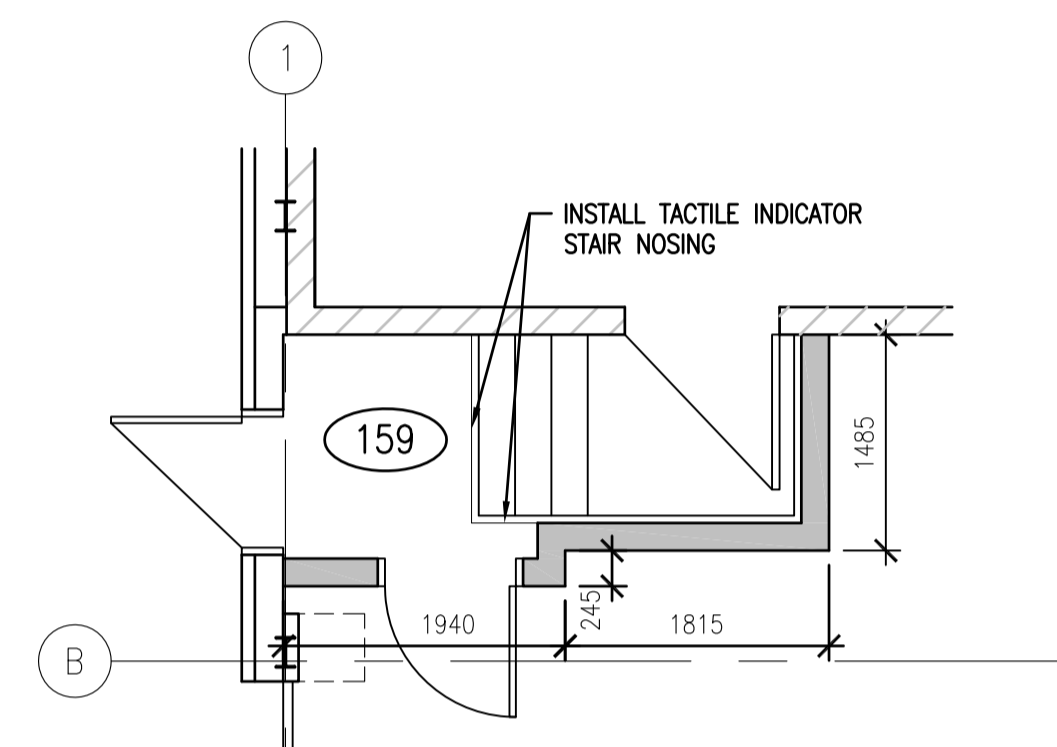


2 LARGE SCALE PLAN - ROOMS 151 & 152  
A1.1 1:50

REFER TO DRAWING A4.1 FOR SALVAGE CABINET SCHEDULE

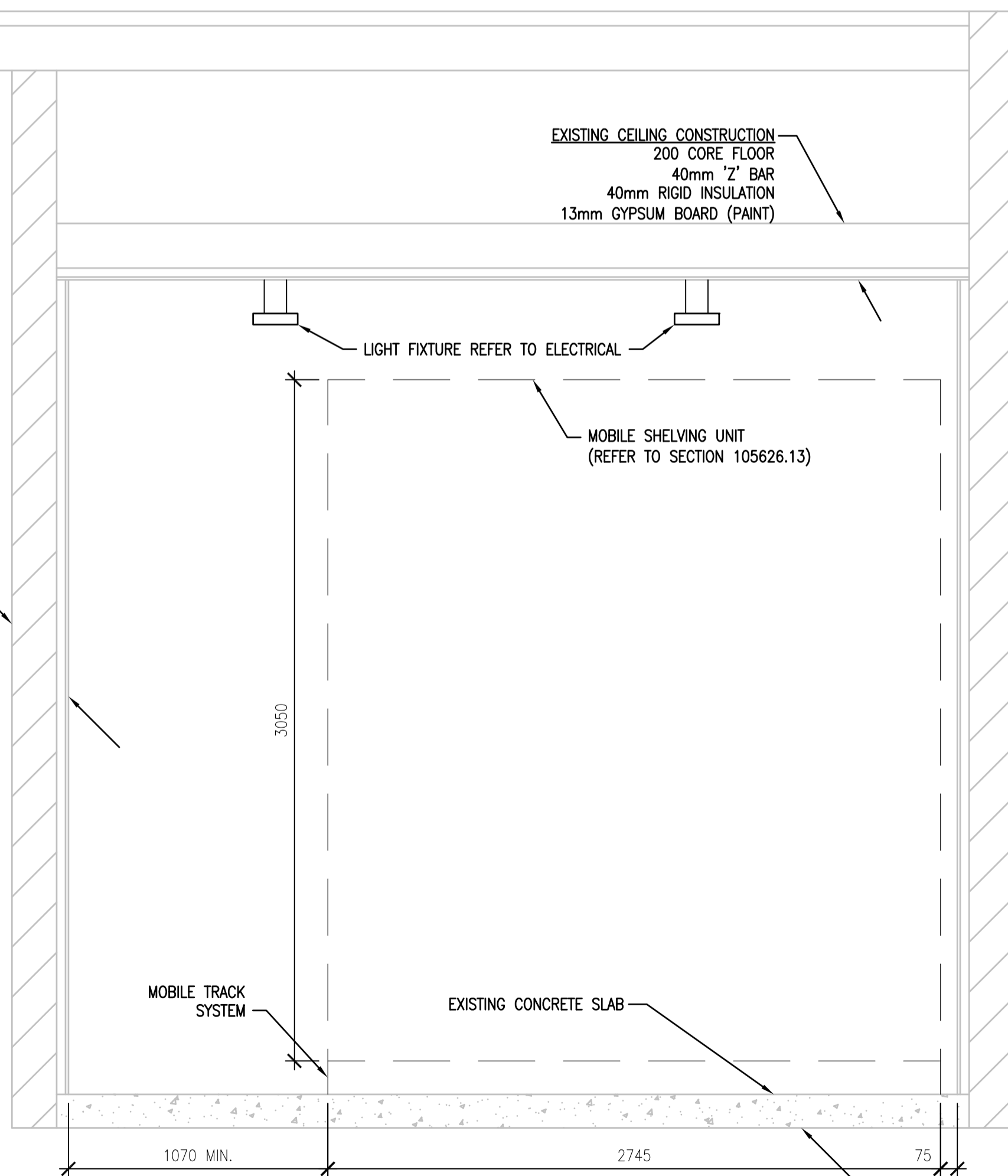


3 LARGE SCALE PLAN - ROOM 156  
A1.1 1:50

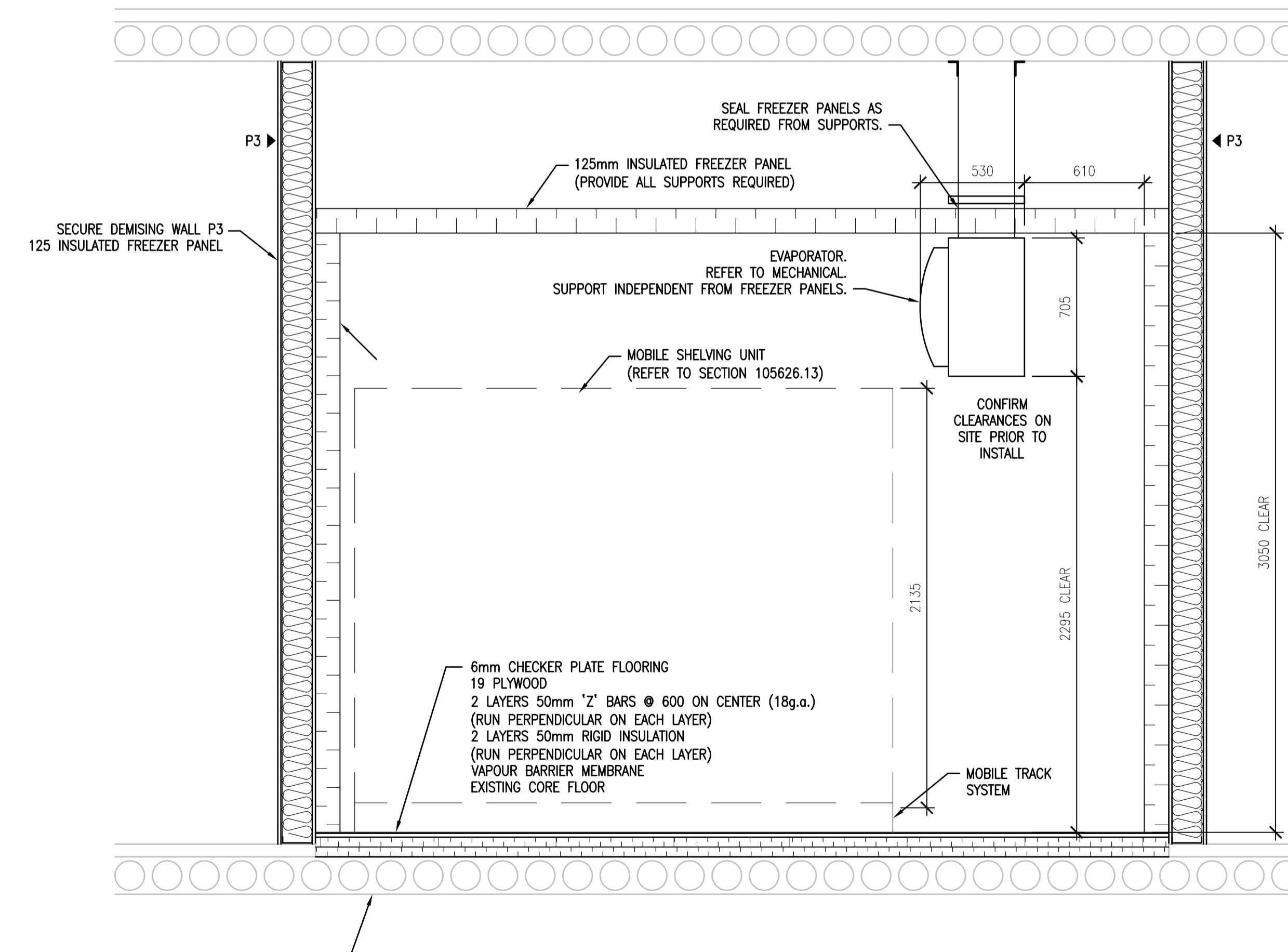


4 LARGE SCALE PLAN - ROOM 159  
A1.1 1:50

EXISTING PARTITION CONSTRUCTION  
200 CONCRETE BLOCK  
40mm 'Z' BARS  
40mm RIGID INSULATION  
13mm GYPSUM BOARD (PAINT)



5 ROOM 158 SECTION  
A1.1 1:20



6 FREEZER SECTION  
A1.1 1:20

DO NOT SCALE DRAWINGS

Revision/Revision	Description/Description	Date/Date
0	ISSUED FOR TENDER	2016-03-11

Project title/Titre du projet

INTERIOR FIT-UP  
REGINA, SASKATCHEWAN

Approved by/Approve par

Designed by/Concept par

Drawn by/Dessine par

VS / RP

Project Manager/Administrateur de Projets

RK

Architectural and Engineering Resources Manager/  
Ressources Architectural et de Directeur d'ingénierie

Client/client

Drawing title/Titre du dessin

LARGE SCALE PLANS

SECTIONS

Project No./No. du projet

13/2015

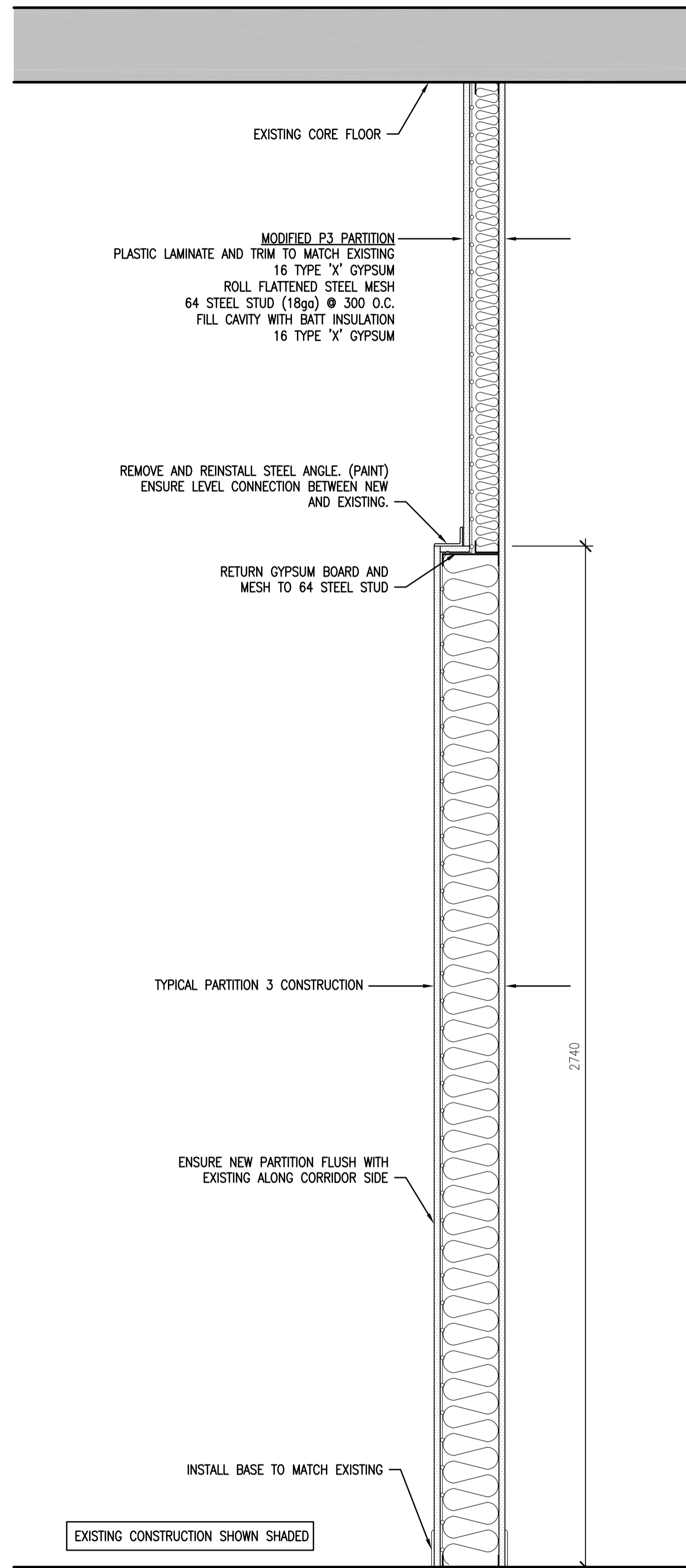
Sheet/Feuille

A1.3

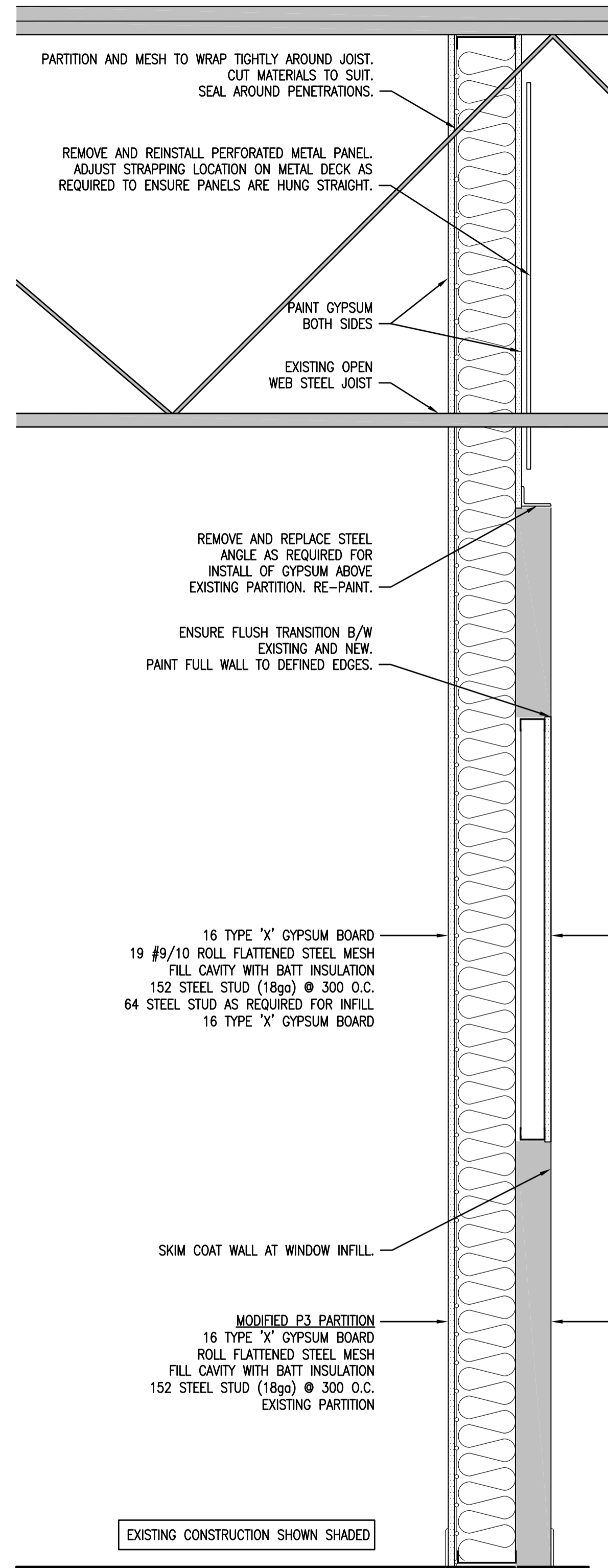
Revision no./  
La Revision no.

0

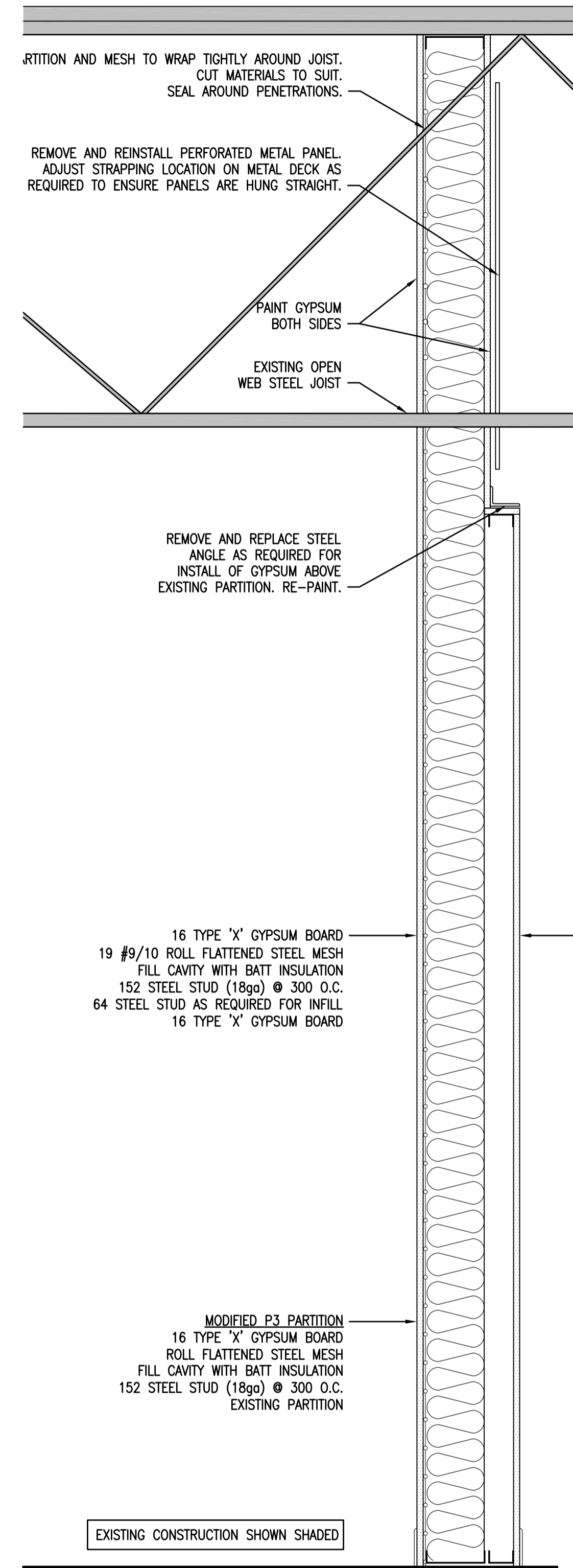





1  
A1.1  
MAIN FLOOR CORRIDOR PARTITION SECTION  
1:10



2  
A1.2  
GLAZING INFILL / SECURE WALL SECTION  
1:10



3  
A1.2  
ROOM 210 PARTITION SECTION  
1:10



**DO NOT SCALE DRAWINGS**

Revision/Revision	Description/Description	Date/Date
0	ISSUED FOR TENDER	2016-03-11

Client/client

Project title/Titre du projet

**INTERIOR FIT-UP  
REGINA, SASKATCHEWAN**

Approved by/Approve par

Designed by/Concept par

Drawn by/Dessine par  
**VS / RP**

Project Manager/Administrateur de Projets  
**RK**

Architectural and Engineering Resources Manager/  
Ressources Architectural et de Directeur d'ingénierie

Client/client

Drawing title/Titre du dessin

**PARTITION SECTIONS**

Project No./No. du projet

13/2015

Sheet/ Feuille

**A1.4**

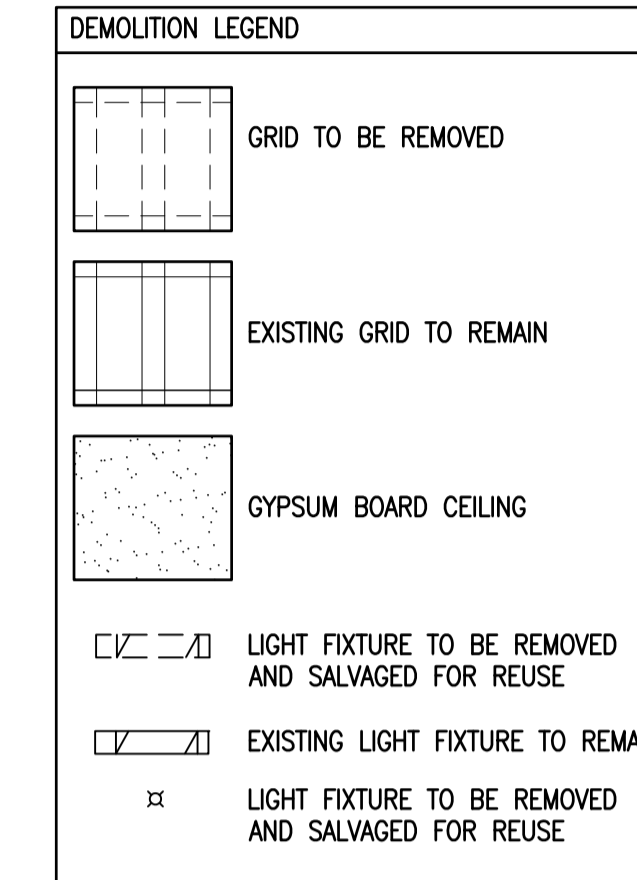
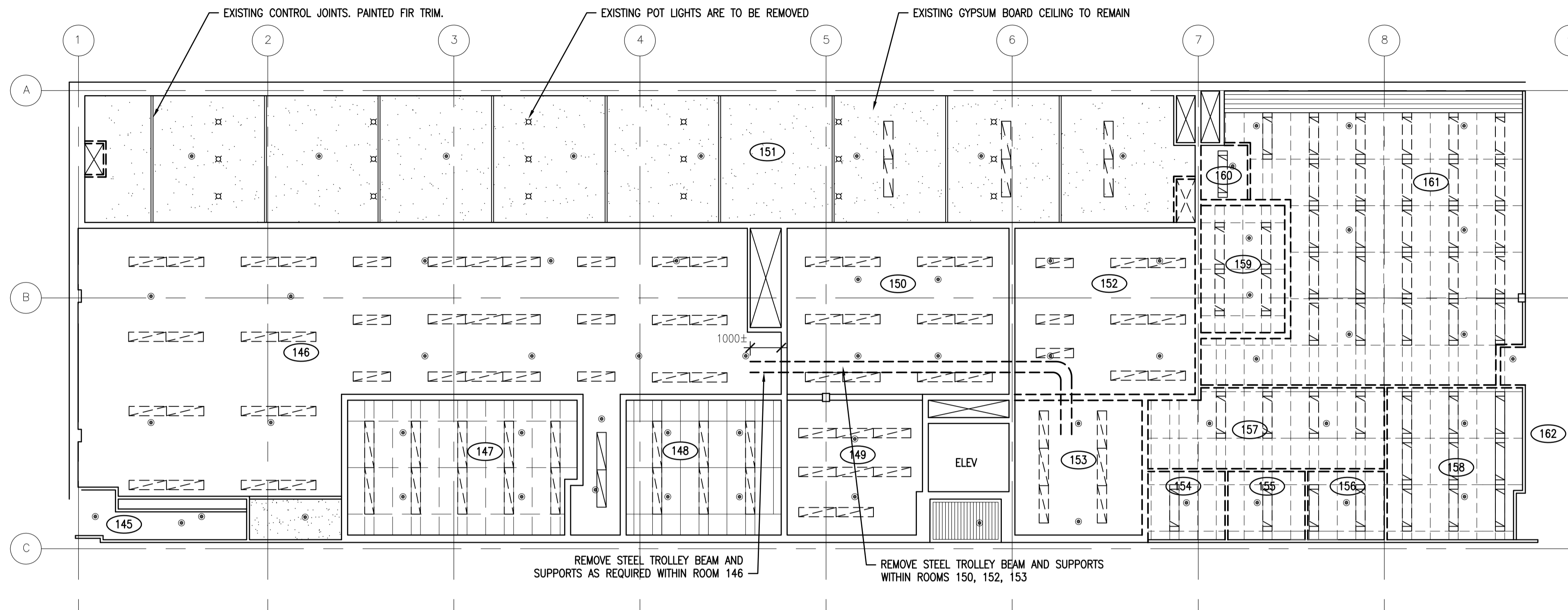
Revision no./  
La Révision no.

**0**



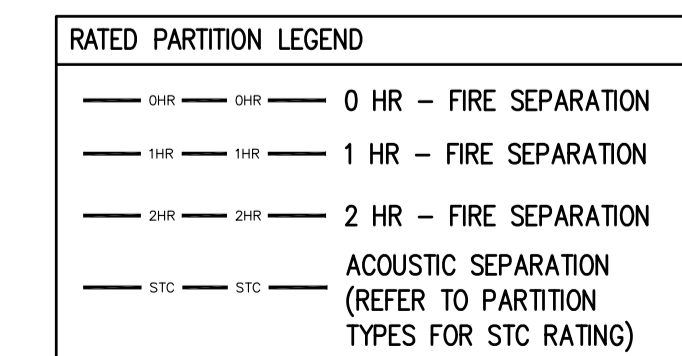
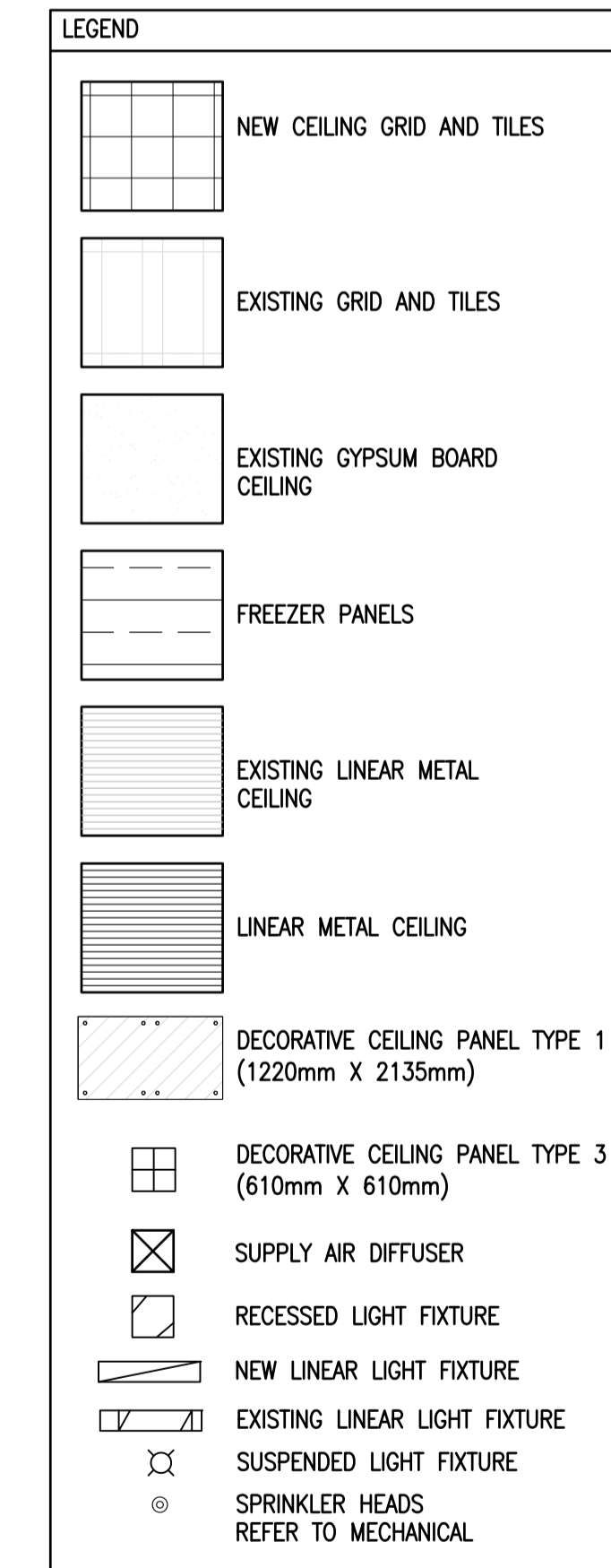
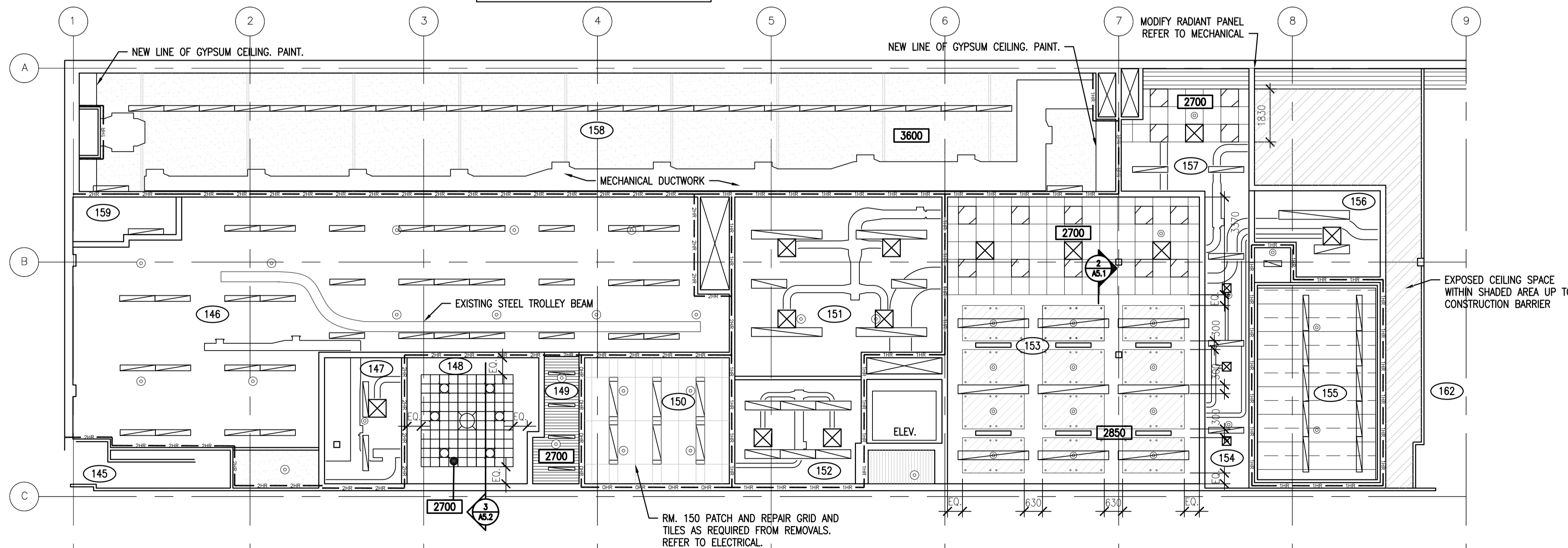
REFER TO MECHANICAL AND ELECTRICAL FOR SCOPE OF REMOVALS.

CEILING TILES REMOVED BY OTHERS IN ROOMS 154-161. GRID TO BE DEMOLISHED UNDER THIS CONTRACT



**1** DEMOLITION REFLECTED CEILING PLAN - MAIN FLOOR  
A2.1 1:100

NOTE: PATCH AND REPAIR GYPSUM CEILING WITHIN RM.158 AS REQUIRED FROM REMOVALS. PAINT.



**2** REFLECTED CEILING PLAN - MAIN FLOOR  
A2.1 1:100



**DO NOT SCALE DRAWINGS**

Revision/Revision	Description/Description	Date/Date
0	ISSUED FOR TENDER	2016-03-11

Project title/Titre du projet

**INTERIOR FIT-UP  
REGINA, SASKATCHEWAN**

Approved by/Approve par

Designed by/Concept par

Drawn by/Dessine par

**VS / RP**

Project Manager/Administrateur de Projets

**RK**

Architectural and Engineering Resources Manager/  
Ressources Architectural et de Directeur d'ingénierie

Client/client

Drawing title/Titre du dessin

**REFLECTED CEILING PLANS -  
MAIN FLOOR DEMO AND NEW**

Project No./No. du projet

Sheet/Feuille

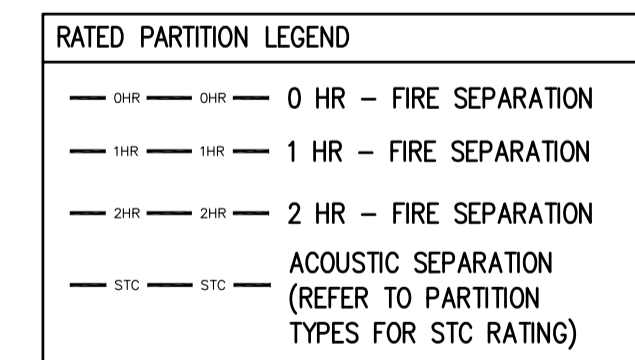
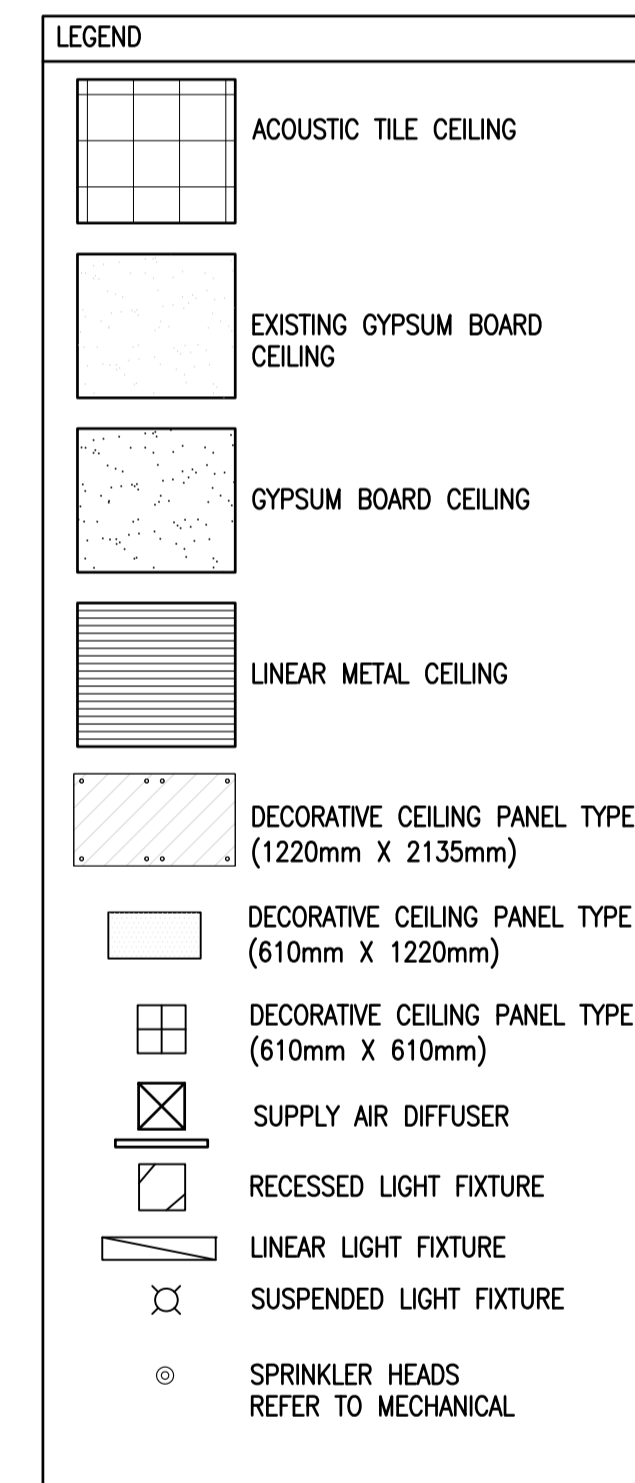
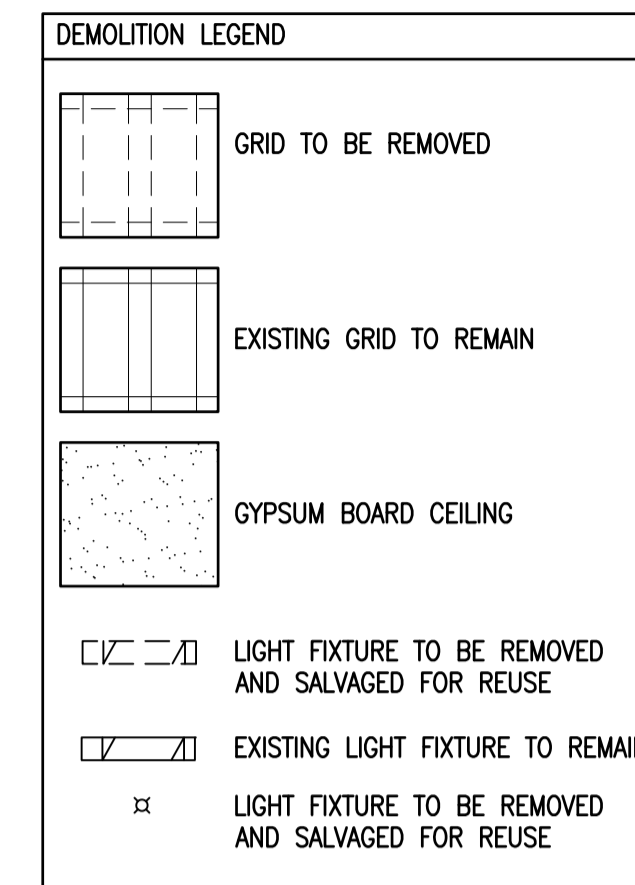
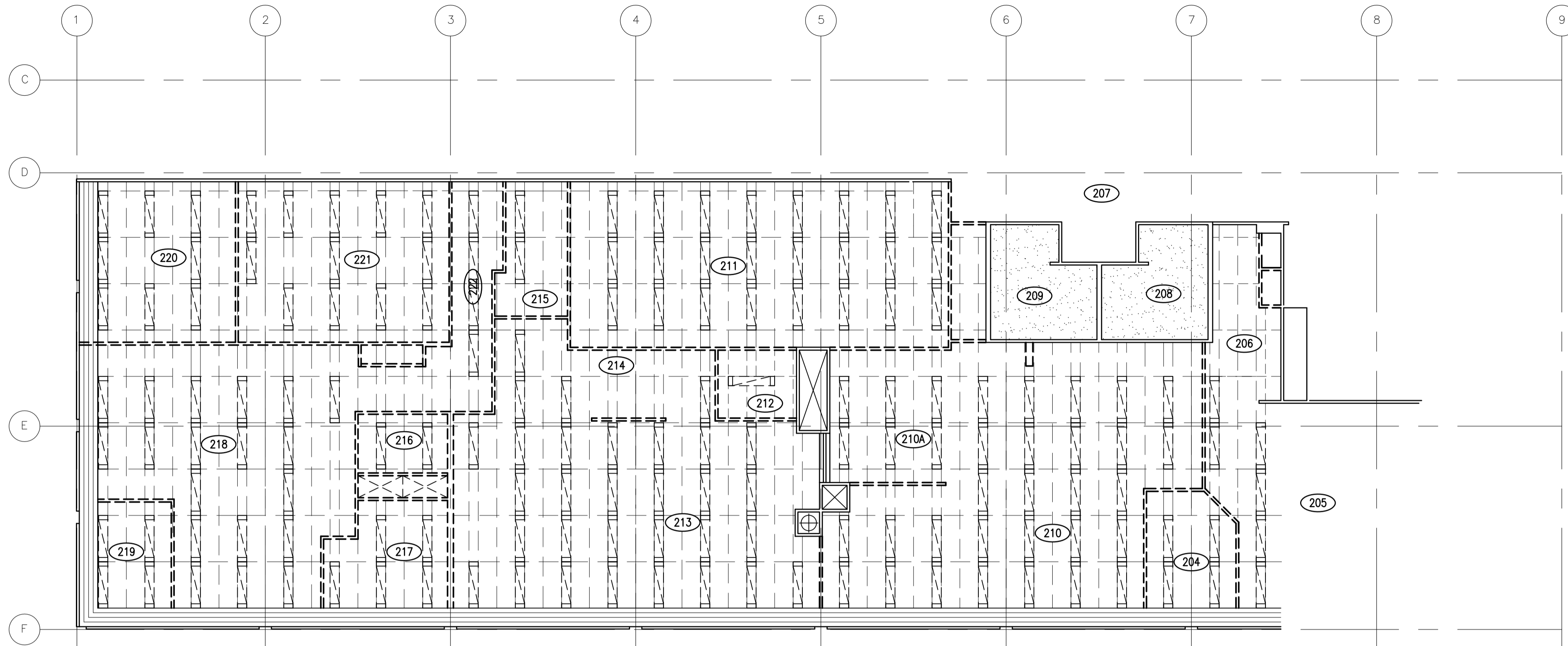
Revision no./La Revision no.

13/2015

**A2.1**

**0**

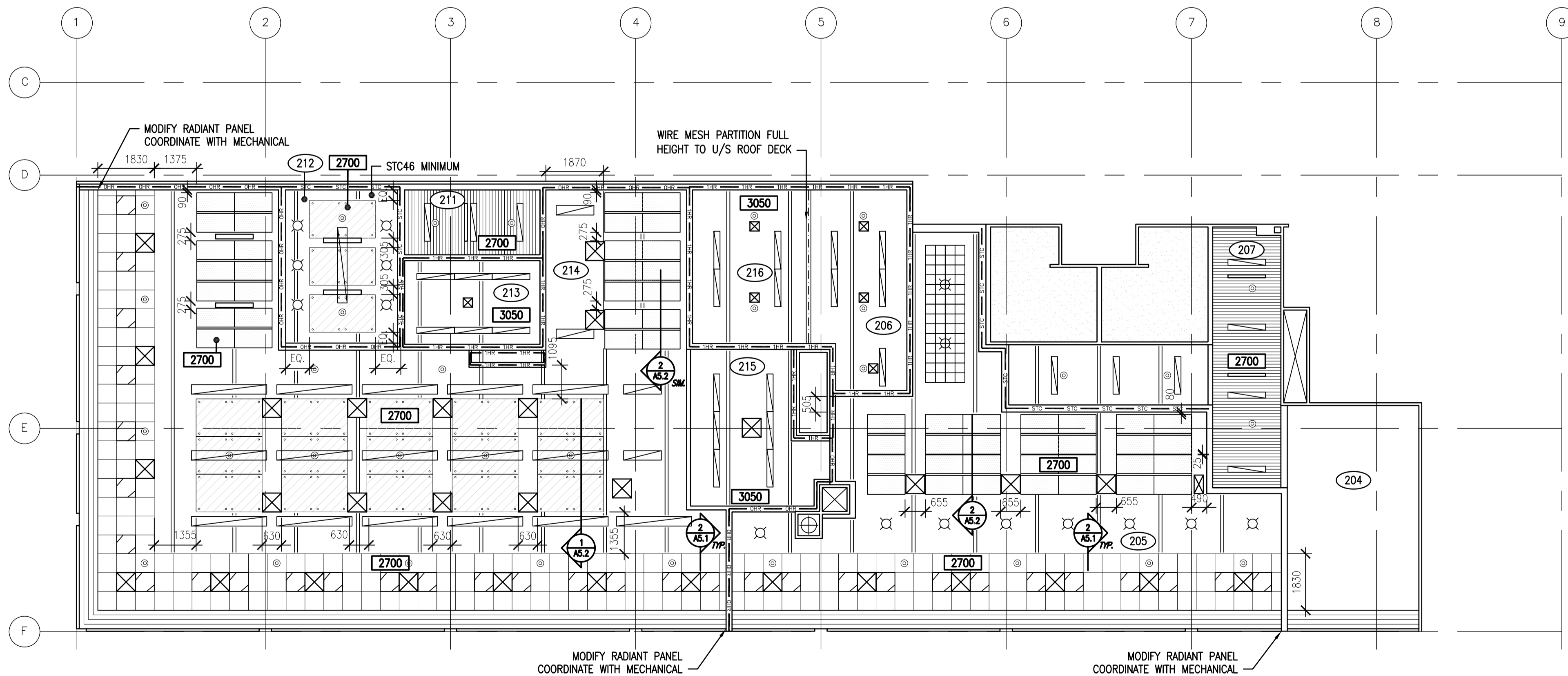




**GENERAL NOTES:**

- CONTRACTOR TO REVIEW AND DETERMINE INTERFERENCE OF FULL HEIGHT PARTITION LOCATIONS IN RELATION TO OPEN WEB STEEL JOISTS PRIOR TO CONSTRUCTION AND INFORM DEPARTMENTAL REPRESENTATIVE.
- OPEN WEB CEILING JOISTS ARE TO BE CLEANED AND PAINTED TO MATCH COLOR OF EXPOSED JOISTS IN CORRIDOR.

**1**  
A2.2  
1:100  
NORTH  
DEMOLITION REFLECTED CEILING PLAN - SECOND FLOOR



**DO NOT SCALE DRAWINGS**

Revision/Revision	Description/Description	Date/Date
0	ISSUED FOR TENDER	2016-03-11

Project title/Titre du projet

**INTERIOR FIT-UP  
REGINA, SASKATCHEWAN**

Approved by/Approve par

Designed by/Concept par

Drawn by/Dessine par

**VS / RP**

Project Manager/Administrateur de Projets

**RK**

Architectural and Engineering Resources Manager/  
Ressources Architectural et de Directeur d'ingénierie

Client/client

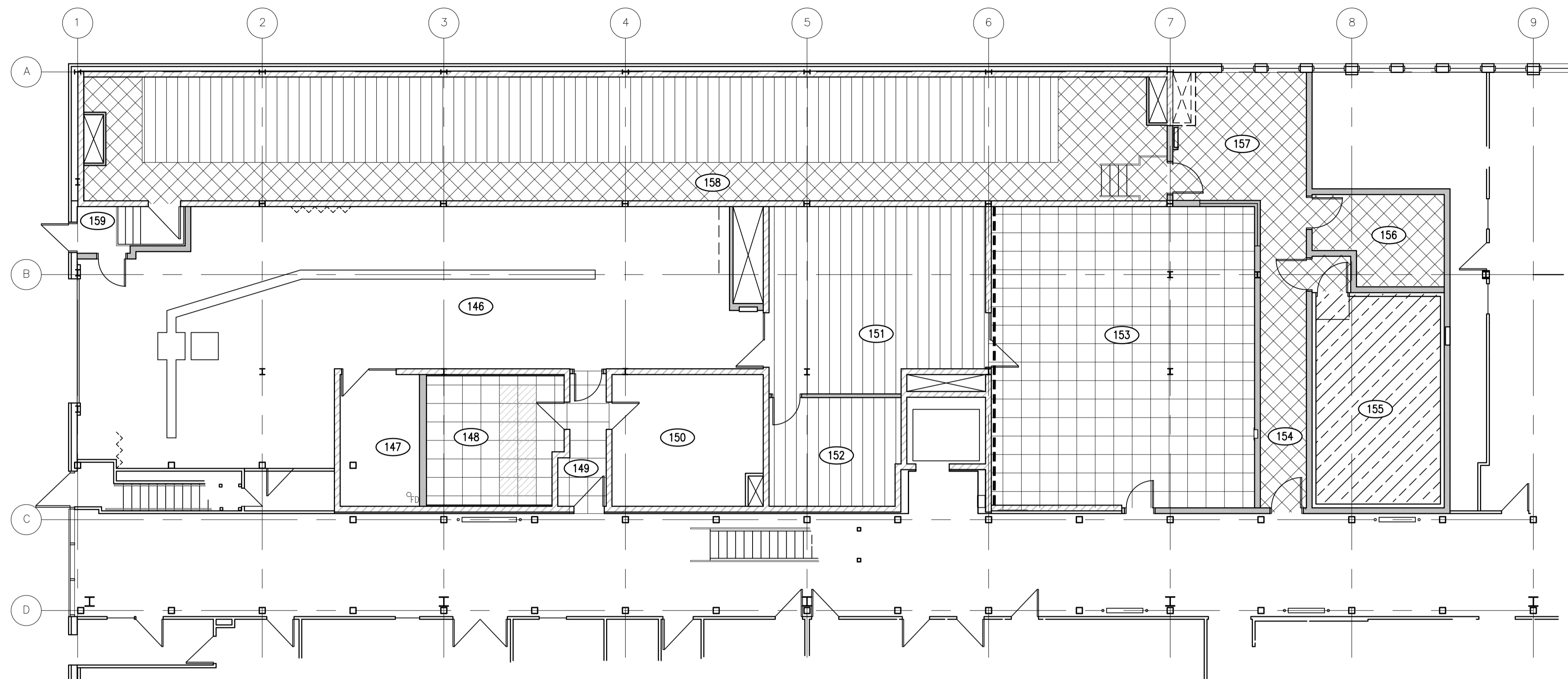
Drawing title/Titre du dessin

**REFLECTED CEILING PLANS -  
SECOND FLOOR DEMO AND NEW**

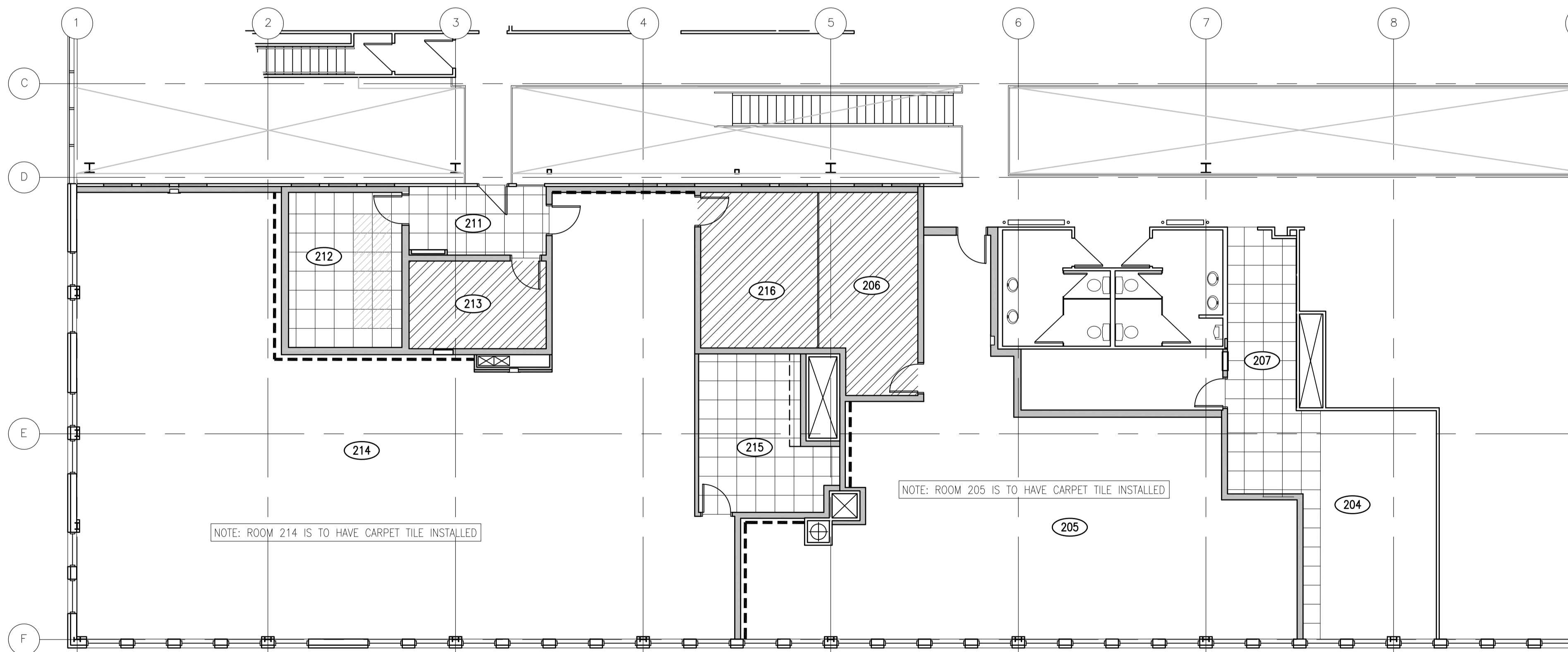
Project No./No. du projet	Sheet/Feuille	Revision no./La Revision no.
13/2015	<b>A2.2</b>	<b>0</b>



**2**  
A2.2  
1:100  
NORTH  
REFLECTED CEILING PLAN - SECOND FLOOR



**1 FINISHES PLAN – MAIN FLOOR**  
 A2.3 1:100  
 NORTH



**2 FINISHES PLAN – SECOND FLOOR**  
 A2.3 1:100  
 NORTH

**LEGEND**

	POLISHED CONCRETE
	VINYL SHEET FLOORING
	CHECKER PLATE METAL
	STATIC DISSIPATIVE TILE
	CARPET TILE
	ACCENT CARPET TILE
	ACCENT WALL COLOR

**DO NOT SCALE DRAWINGS**

Revision/Revision	Description/Description	Date/Date
0	ISSUED FOR TENDER	2016-03-11

Project title/Titre du projet

**INTERIOR FIT-UP  
 REGINA, SASKATCHEWAN**

Approved by/Approve par

Designed by/Concept par

Drawn by/Dessine par

**VS / RP**

Project Manager/Administrateur de Projets

**RK**  
 Architectural and Engineering Resources Manager/


Client/client

Drawing title/Titre du dessin

**FINISHES PLANS**

Project No./No. du projet	Sheet/feuille	Revision no./révision
13/2015	<b>A2.3</b>	<b>0</b>





**DO NOT SCALE DRAWINGS**

Revision/Revision	Description/Description	Date/Date
0	ISSUED FOR TENDER	2016-03-11

Project title/Titre du projet

**INTERIOR FIT-UP  
REGINA, SASKATCHEWAN**

Approved by/Approve par

Designed by/Concept par

Drawn by/Dessine par

Project Manager/Administrateur de Projets

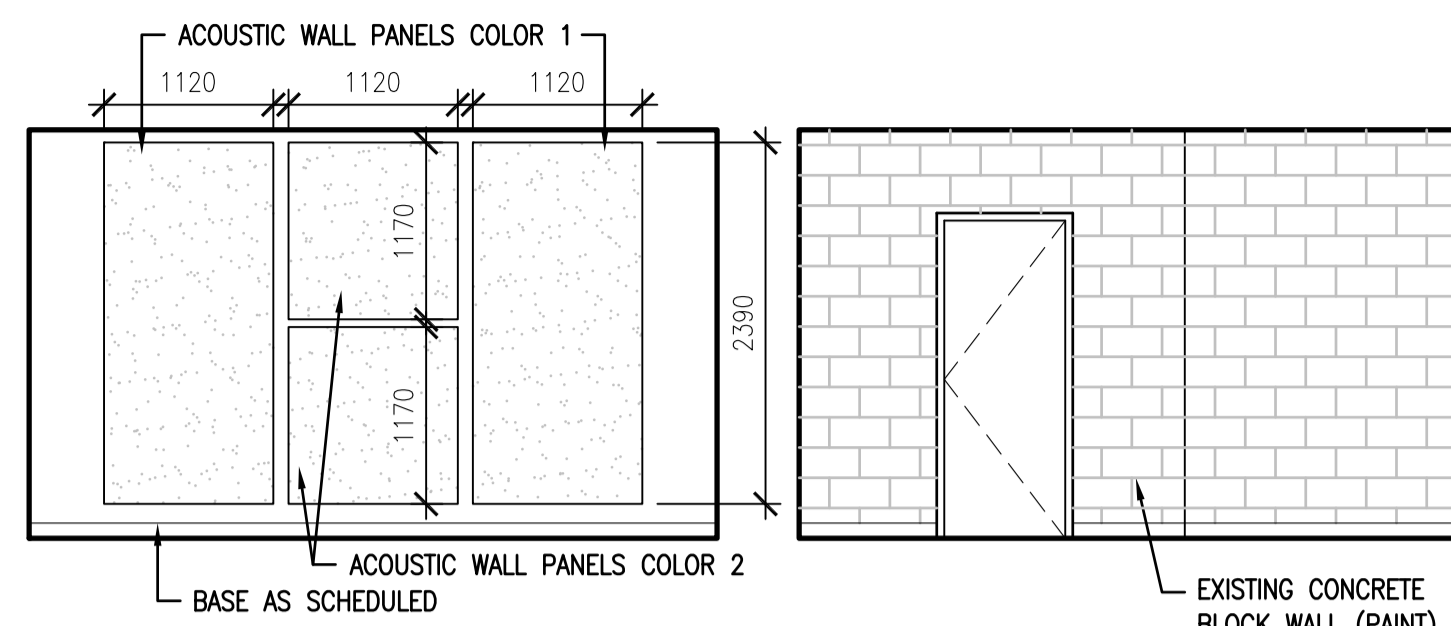
Architectural and Engineering Resources Manager/  
Ressources Architectural et de Directeur d'ingénierie

Client/client

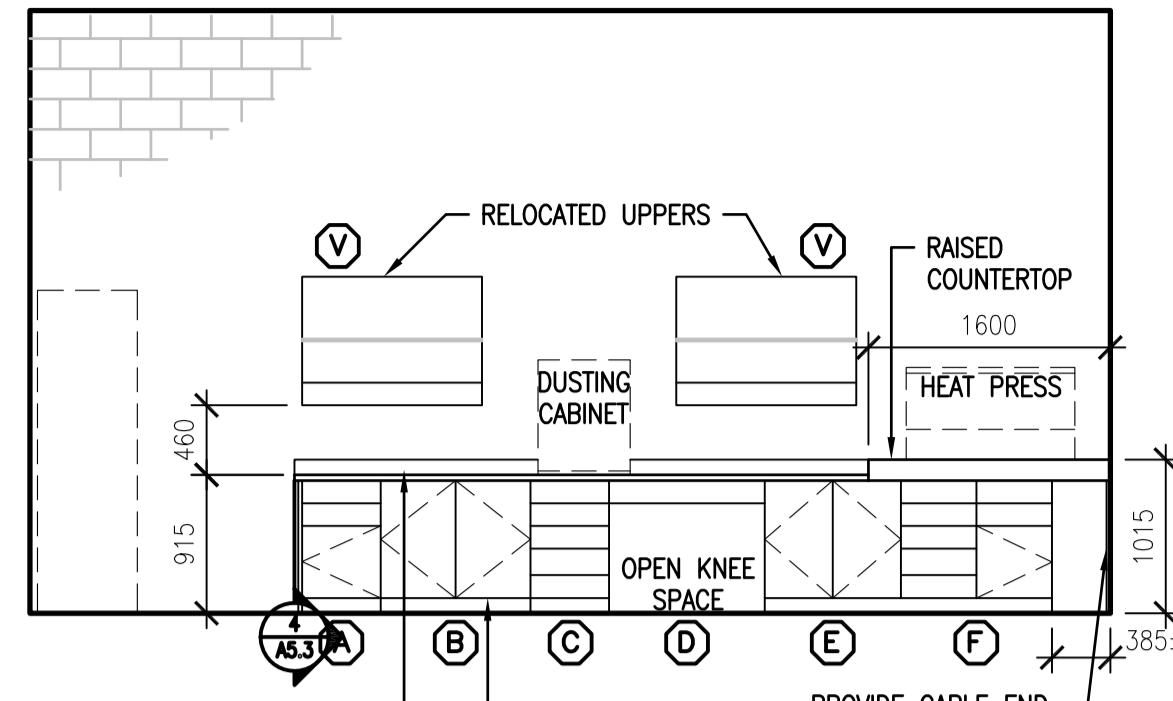
Drawing title/Titre du dessin

**INTERIOR ELEVATIONS**

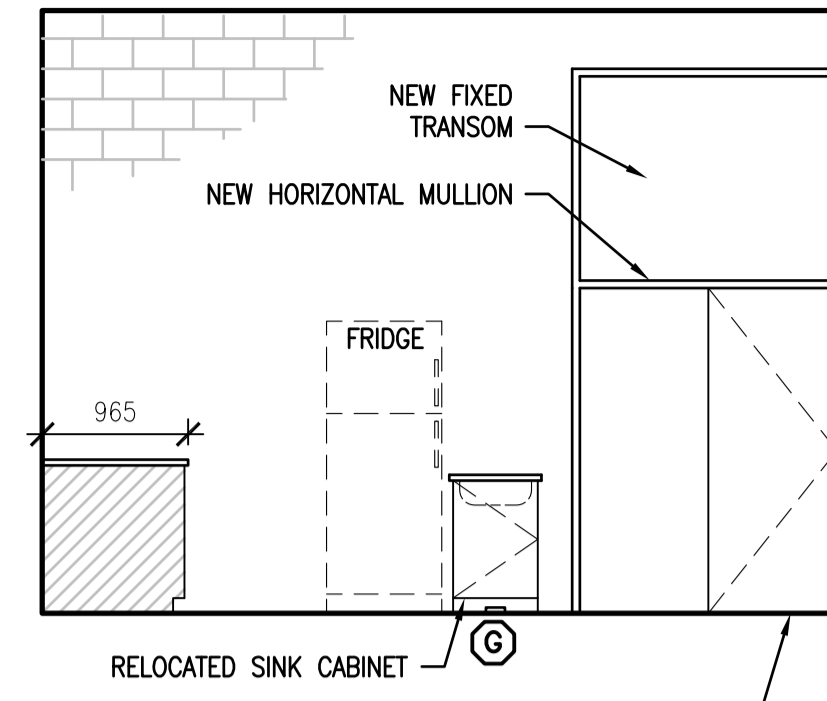
Project No./No. du projet	Sheet/Feuille	Revision no./La Revision no.
13/2015	<b>A3.1</b>	<b>0</b>



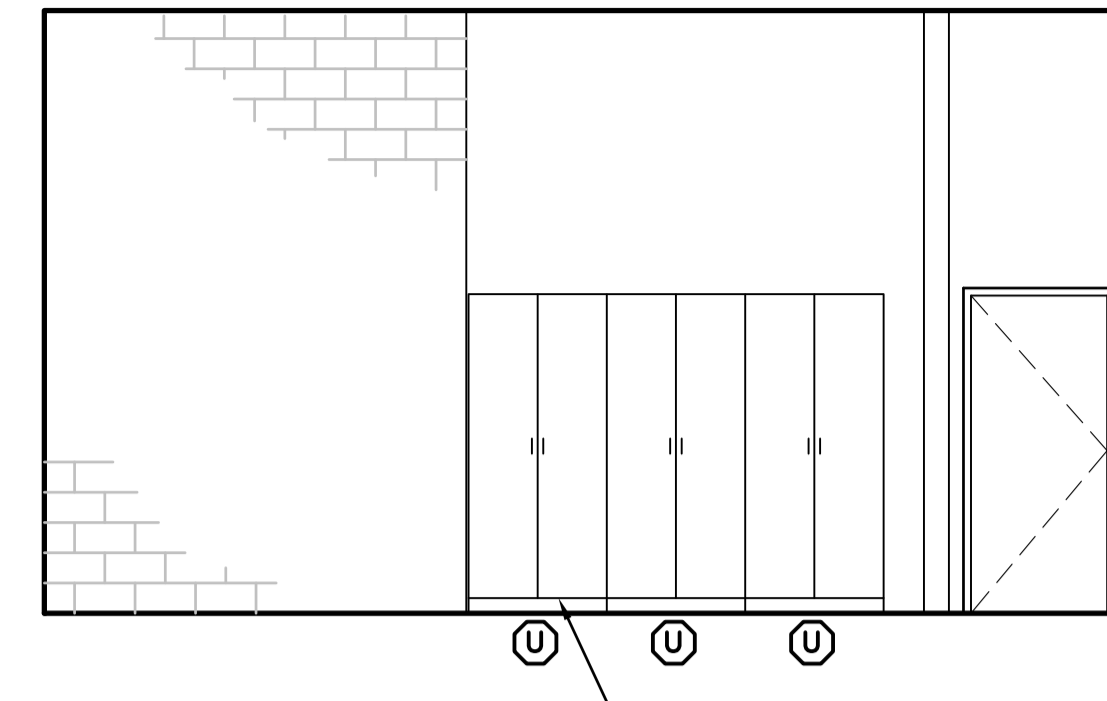
1  
A1.1  
RM. 148  
1:50



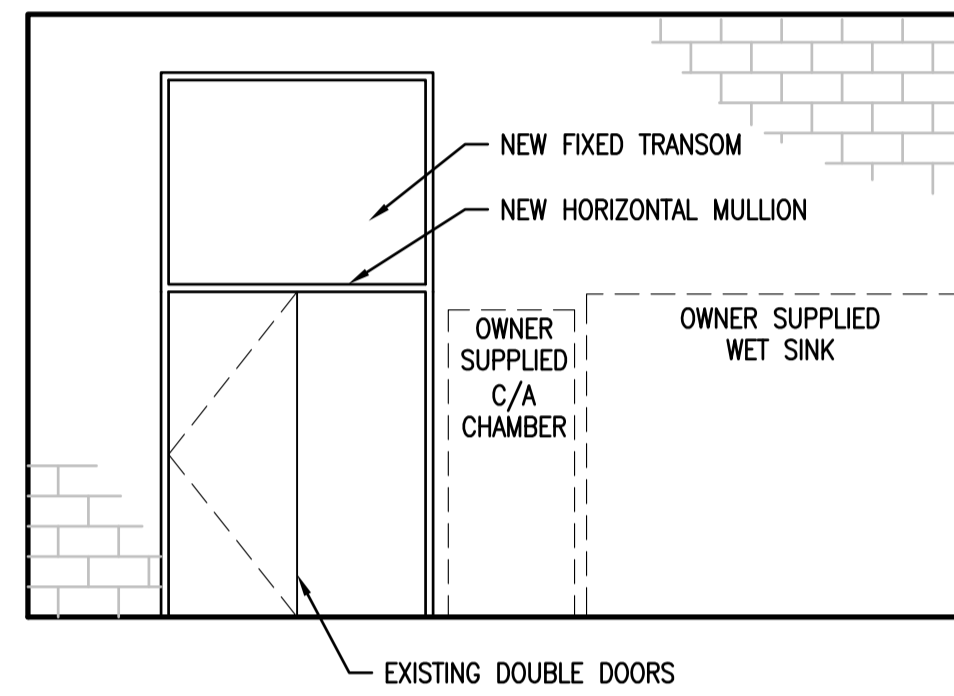
2  
A1.3  
RM. 151  
1:50  
NOTE: CABINETS IN RM.151 HAVE BEEN RELOCATED. REFER TO DRAWING A4.1



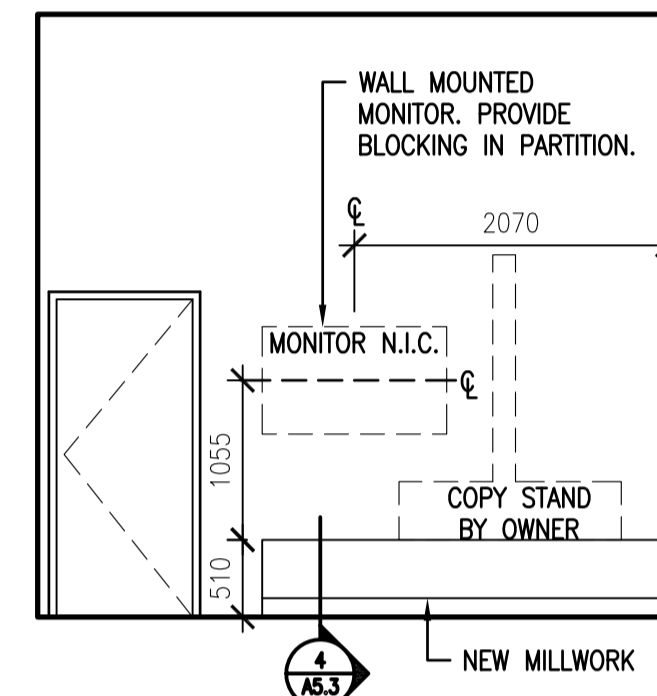
2  
A1.3  
RM. 151  
1:50



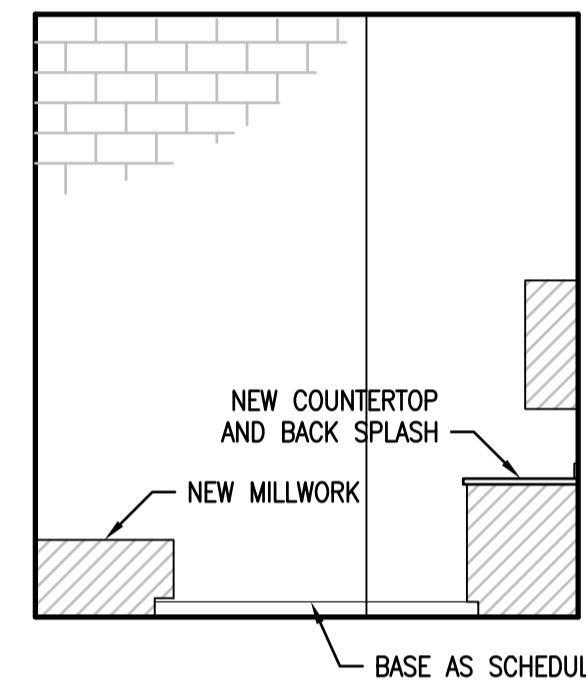
3  
A1.3  
RM. 151  
1:50



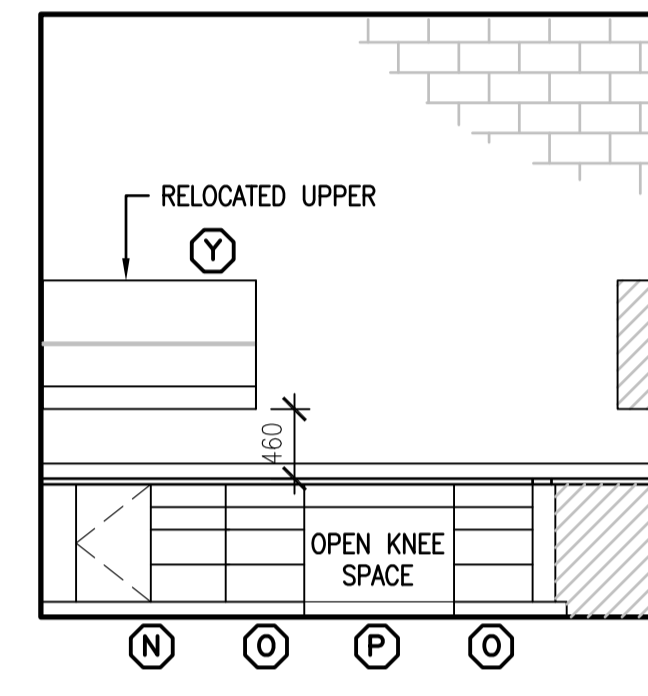
4  
A1.3  
RM. 151  
1:50



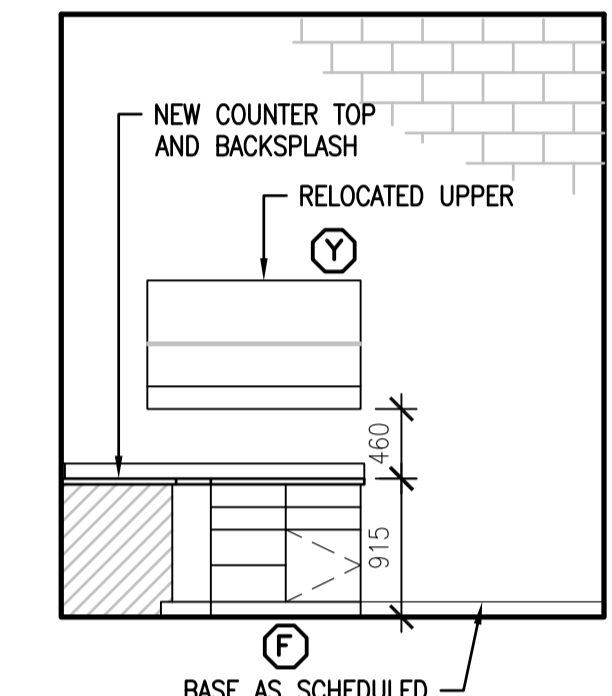
3  
A1.3  
RM. 152  
1:50  
NOTE: CONFIRM ALL RELOCATED CABINETS INTO ROOM 152 ARE DARK IN COLOR PRIOR TO INSTALL.



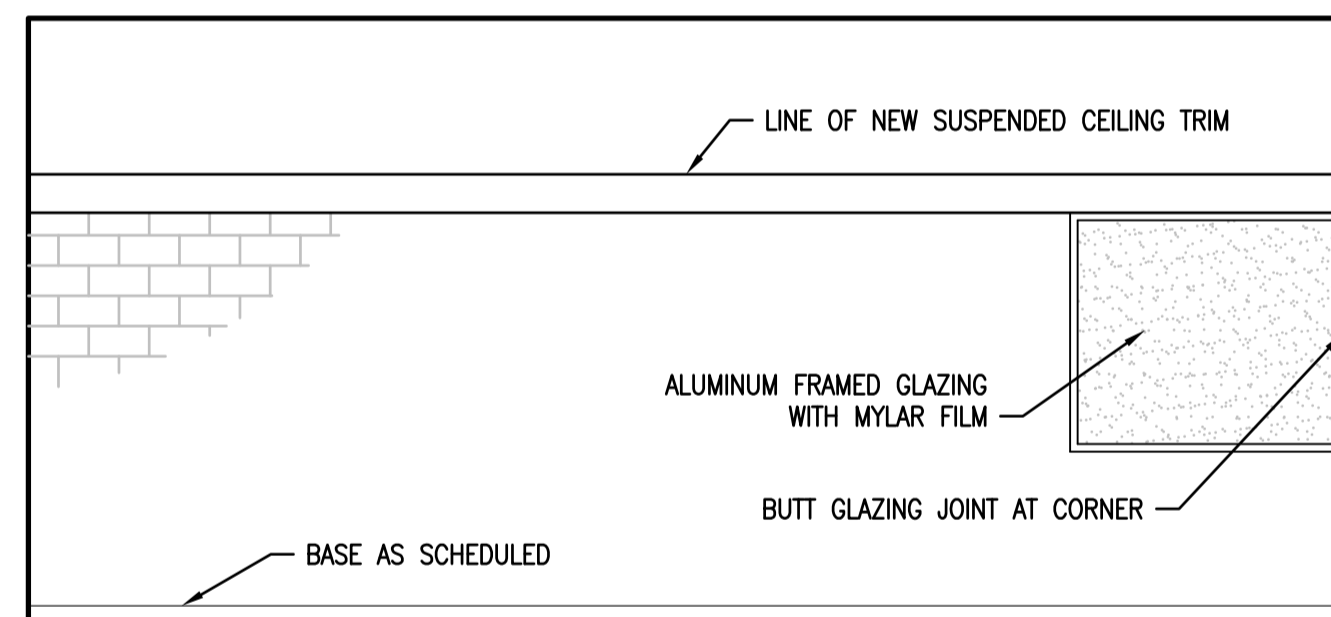
2  
A1.3  
RM. 152  
1:50



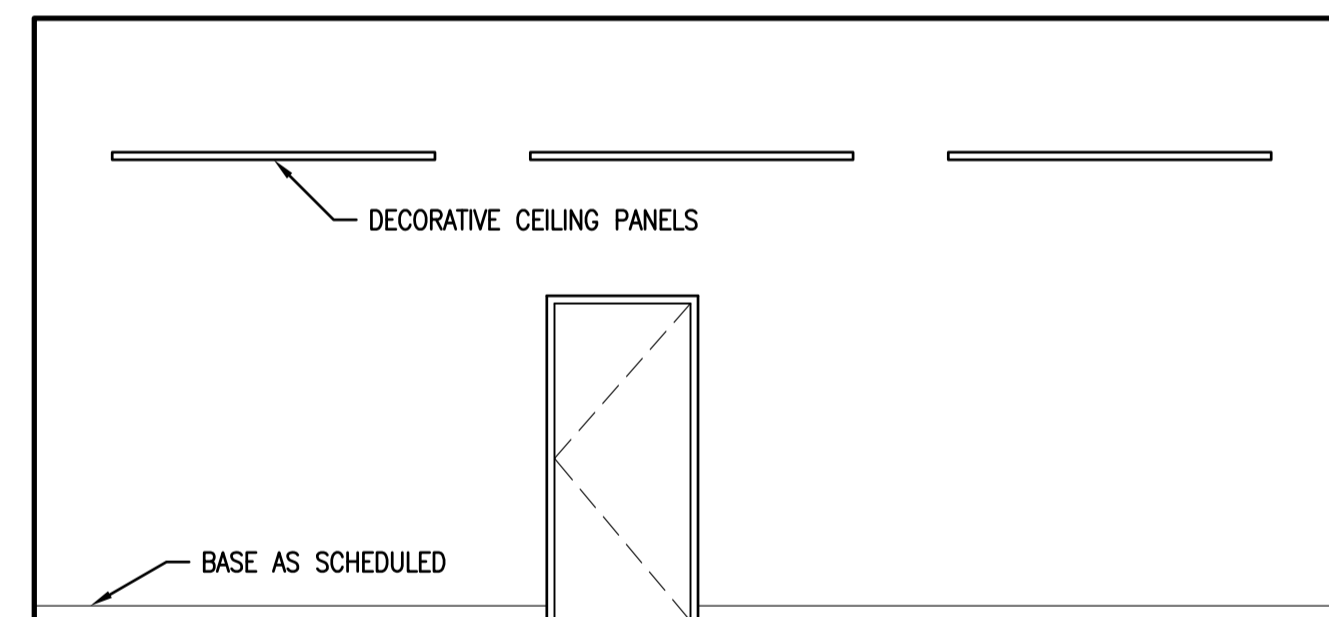
3  
A1.3  
RM. 152  
1:50



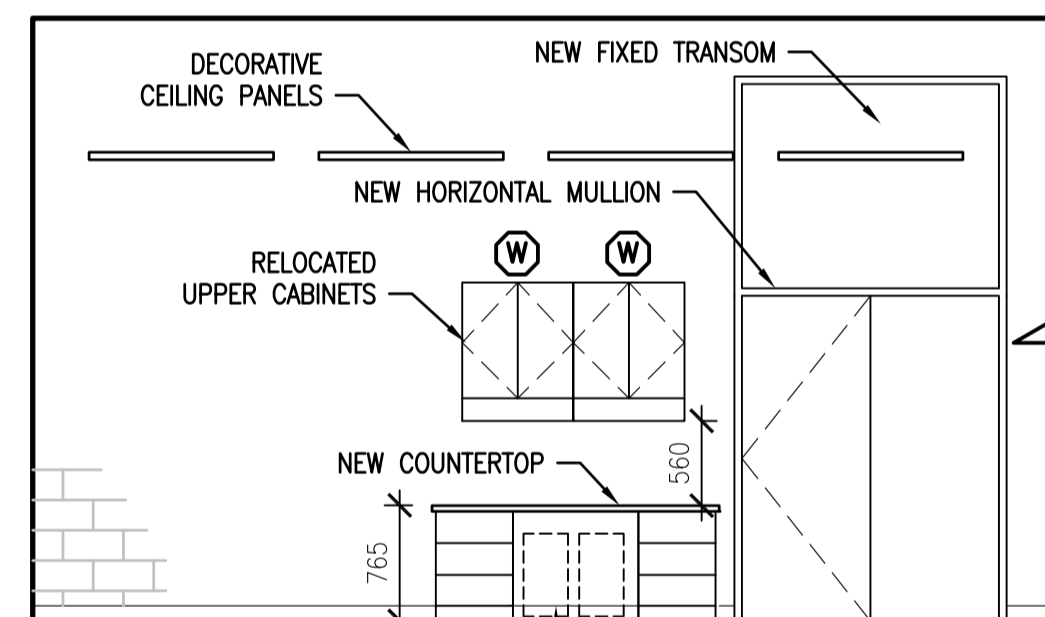
4  
A1.3  
RM. 152  
1:50



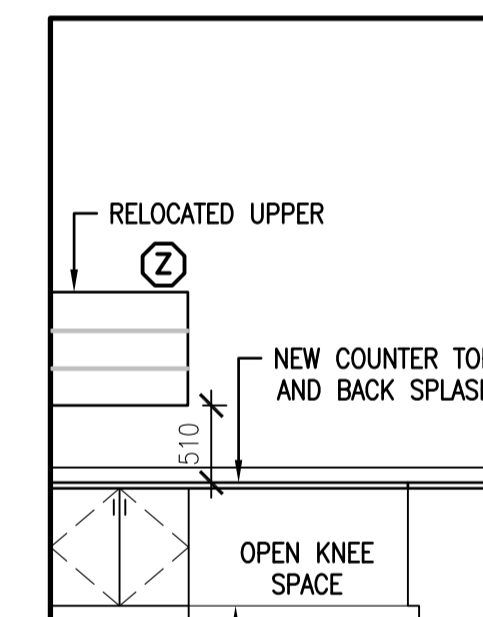
4  
A1.1  
RM. 153  
1:50



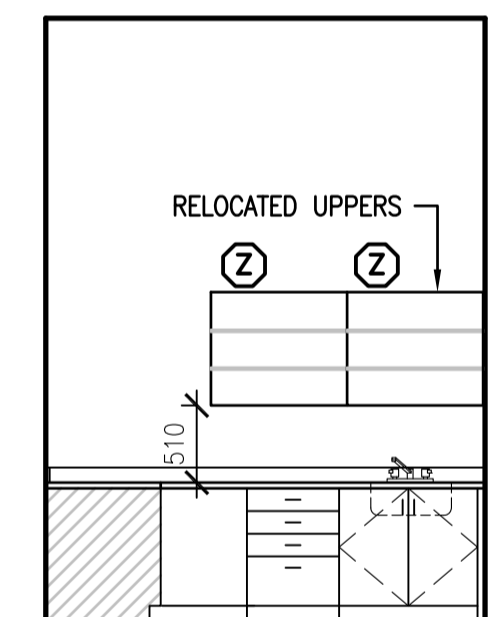
2  
A1.1  
RM. 153  
1:50



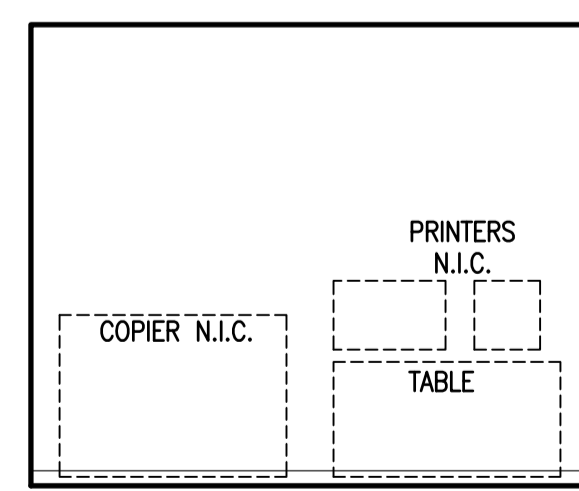
3  
A1.1  
RM. 153  
1:50  
NOTE: CABINETS IN RM.153 HAVE BEEN RELOCATED. REFER TO DRAWING A4.1



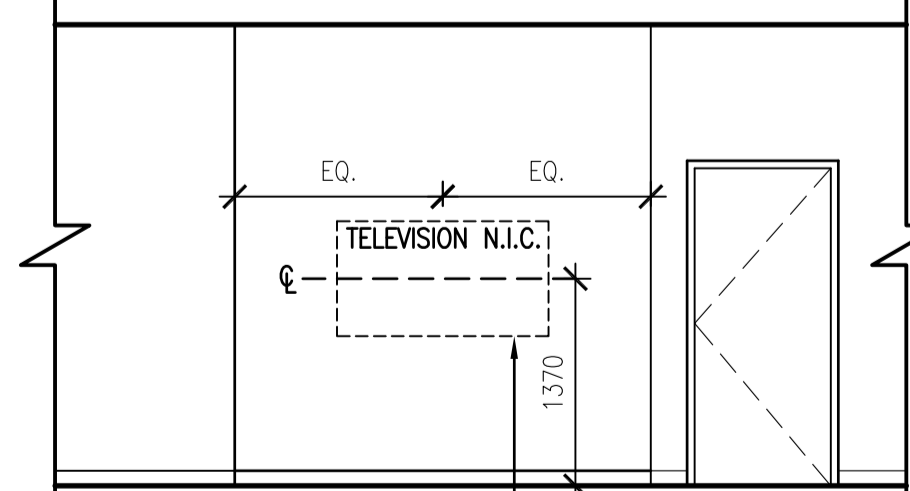
5  
A1.3  
RM. 156  
1:50



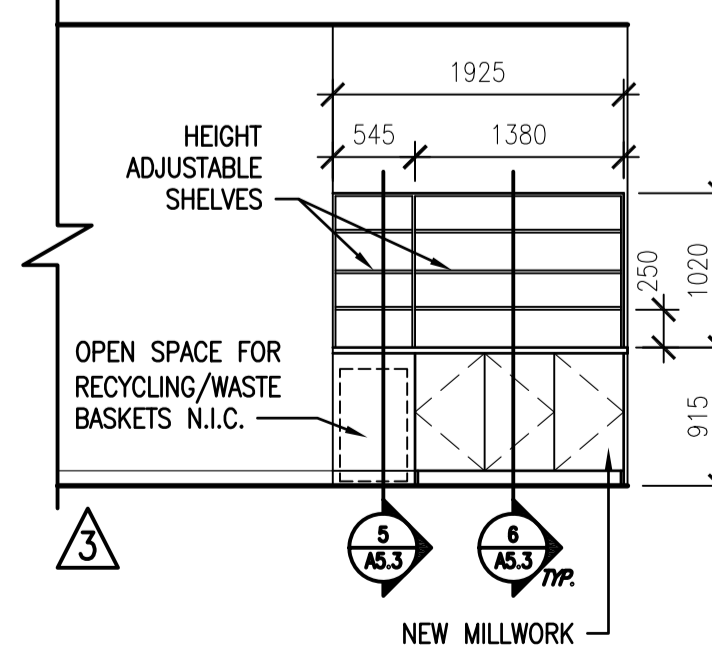
2  
A1.3  
RM. 156  
1:50  
NOTE: CABINETS IN RM.156 HAVE BEEN RELOCATED. REFER TO DRAWING A4.1



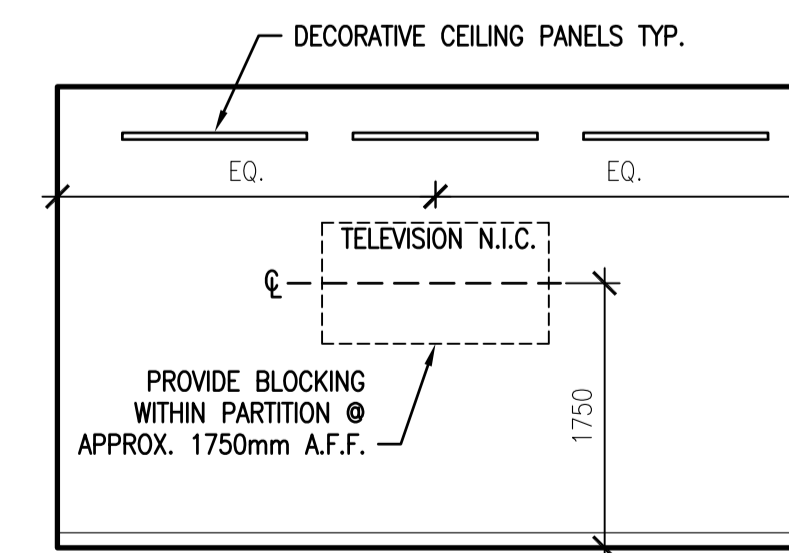
6  
A1.2  
RM. 205  
1:50



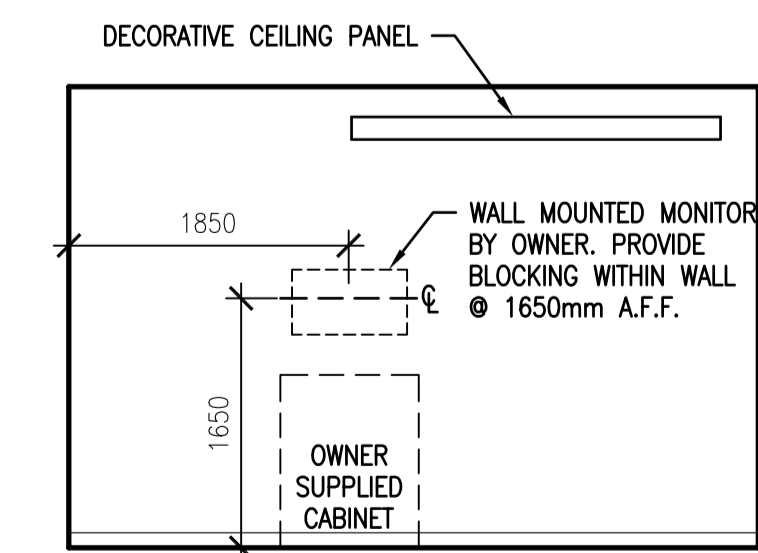
2  
A1.2  
RM. 205  
1:50



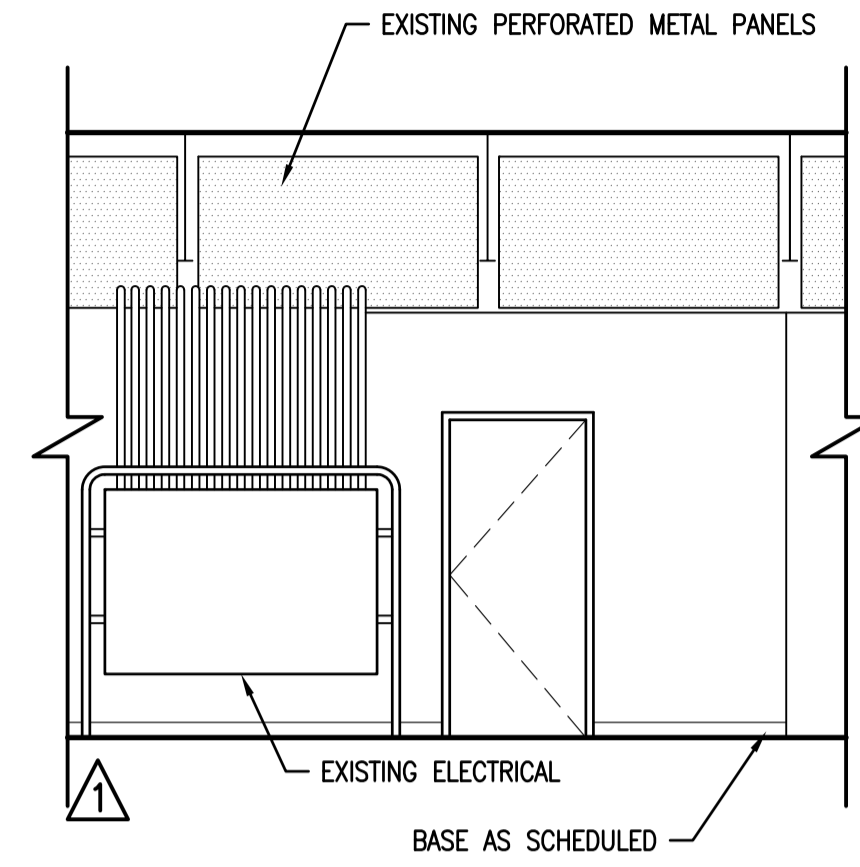
3  
A1.2  
RM. 205  
1:50



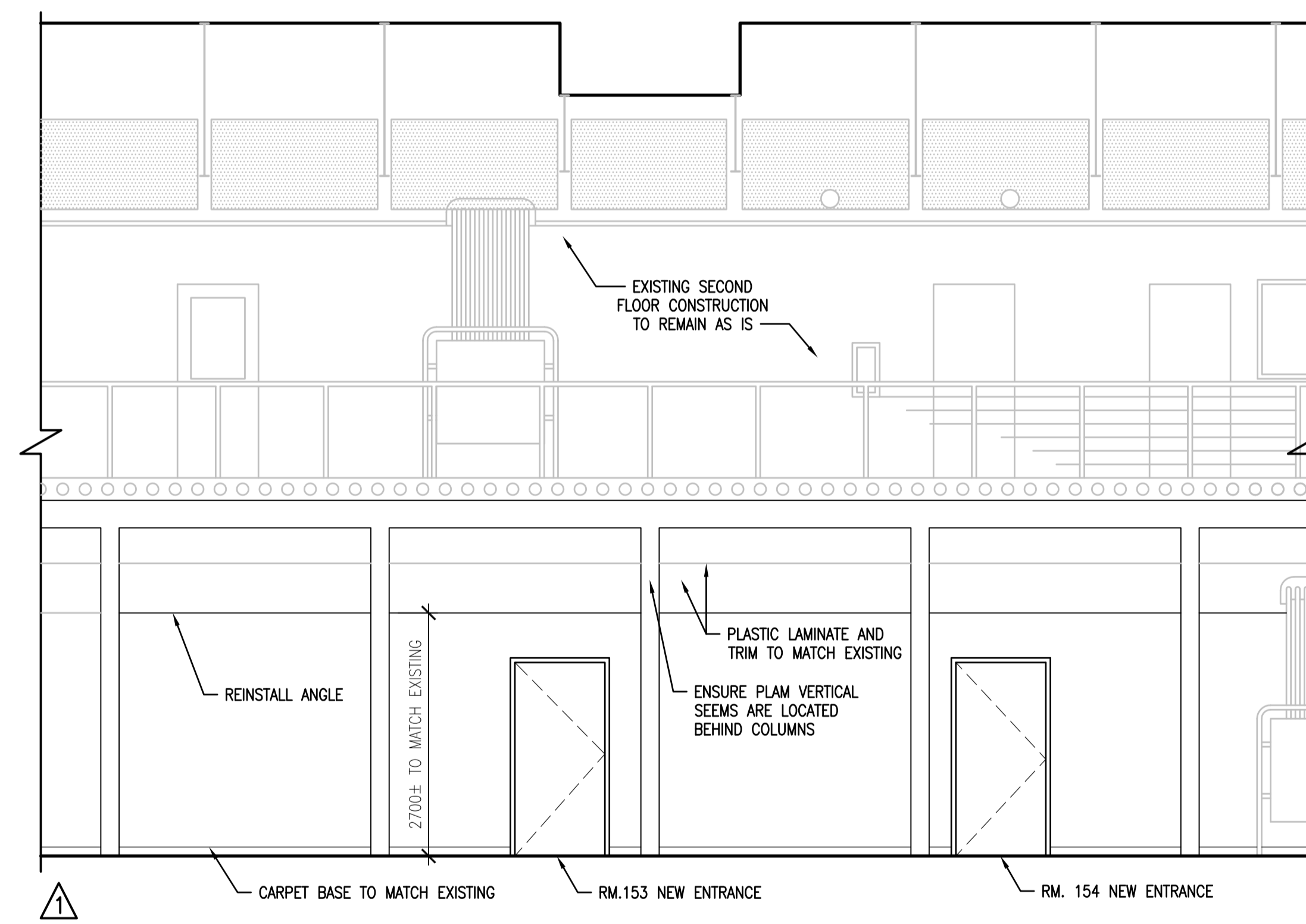
8  
A1.2  
RM. 212  
1:50



9  
A1.2  
RM. 214  
1:50



1 SECOND FLOOR CORRIDOR  
A1.2 1:50



2 MAIN FLOOR CORRIDOR  
A1.1 1:50

**SEPW Architecture Inc.**

100 - 3725 Piquet Street, Regina, SK S4S 0K9 pt: (306) 969-2255  
102 - 3718 Kilarney Place, Saskatoon, SK S7P 0A6 pt: (306) 953-6457  
web: www.sepw.ca



**DO NOT SCALE DRAWINGS**

Revision/Revision	Description/Description	Date/Date
0	ISSUED FOR TENDER	2016-03-11

Project title/Titre du projet

**INTERIOR FIT-UP  
REGINA, SASKATCHEWAN**

Approved by/Approve par

Designed by/Concept par

Drawn by/Dessine par

**VS / RP**

Project Manager/Administrateur de Projets

**RK**

Architectural and Engineering Resources Manager/  
Ressources Architectural et de Directeur d'ingénierie

Client/client

Drawing title/Titre du dessin

**INTERIOR ELEVATIONS**

Project No./No. du projet

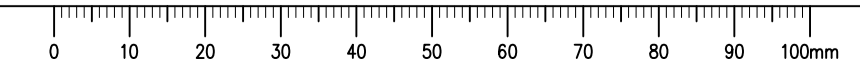
13/2015

Sheet/Feuille

**A3.2**

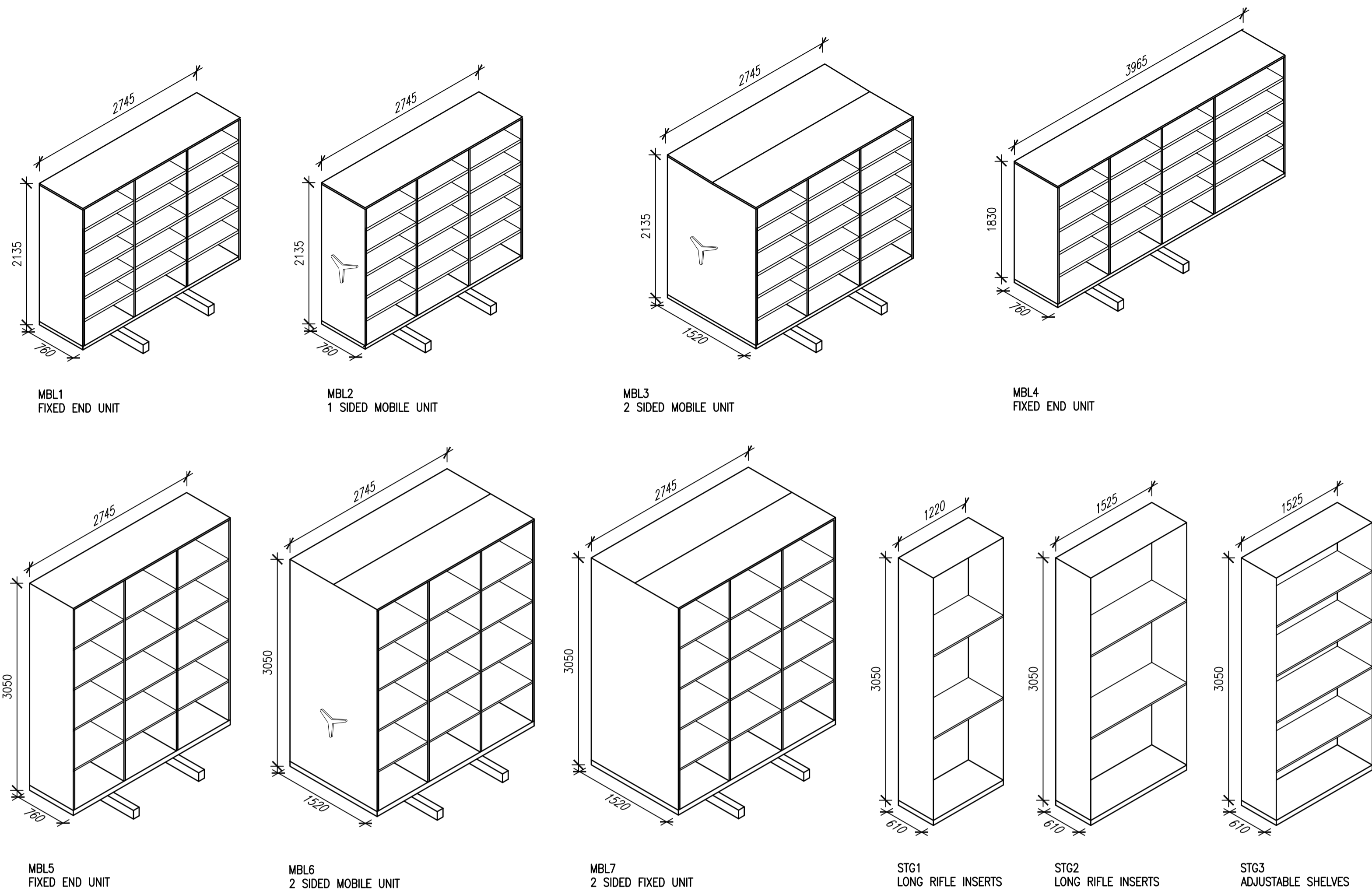
Revision no./  
La Révision no.

**0**



MOBILE SHELVING AND SPECIAL STORAGE LEGEND

(CONFIRM ALL DIMENSIONS FOR REQUIRED CLEARANCES ON SITE)




CABINET RELOCATION SCHEDULE			
SALVAGE ROOM #	CABINET STYLE #	INSTALL ROOM #	NOTES
253	U	146	QTY. 2
253	U	147	QTY. 4
210	A	151	
210	B	151	
210	C	151	
210	D	151	
210	E	151	
210	F	151	
249	V	151	QTY. 4
249	G	151	
210	H	151	
210	I	151	
210	J	151	
253	U	151	QTY. 3
210A	N	152	
210A	O	152	QTY. 2
210A	P	152	
210A	Q	152	
210A	F	152	
210/210A	Y	152	QTY. 2
206	W	153	QTY. 2
206	X	153	QTY. 2
210A	Q	156	
210	R	156	
210	S	156	
210	T	156	
210	Z	156	QTY. 3

REFER TO DRAWINGS A1.1 AND A1.3 FOR RELOCATED CABINET LOCATIONS



100 - 3725 Piquet Street, Regina, SK S4S 0W8 pt: (306) 969-2255  
 102 - 3718 Kiewit Place, Saskatoon, SK S7P 0A6 pt: (306) 953-9457  
 website: www.sepw.ca



DO NOT SCALE DRAWINGS

0	ISSUED FOR TENDER	2016-03-11
---	-------------------	------------

Project title/Titre du projet

INTERIOR FIT-UP  
REGINA, SASKATCHEWAN

Approved by/Approve par

Designed by/Concept par

Drawn by/Dessine par

VS / RP

Project Manager/Administrateur de Projets

RK

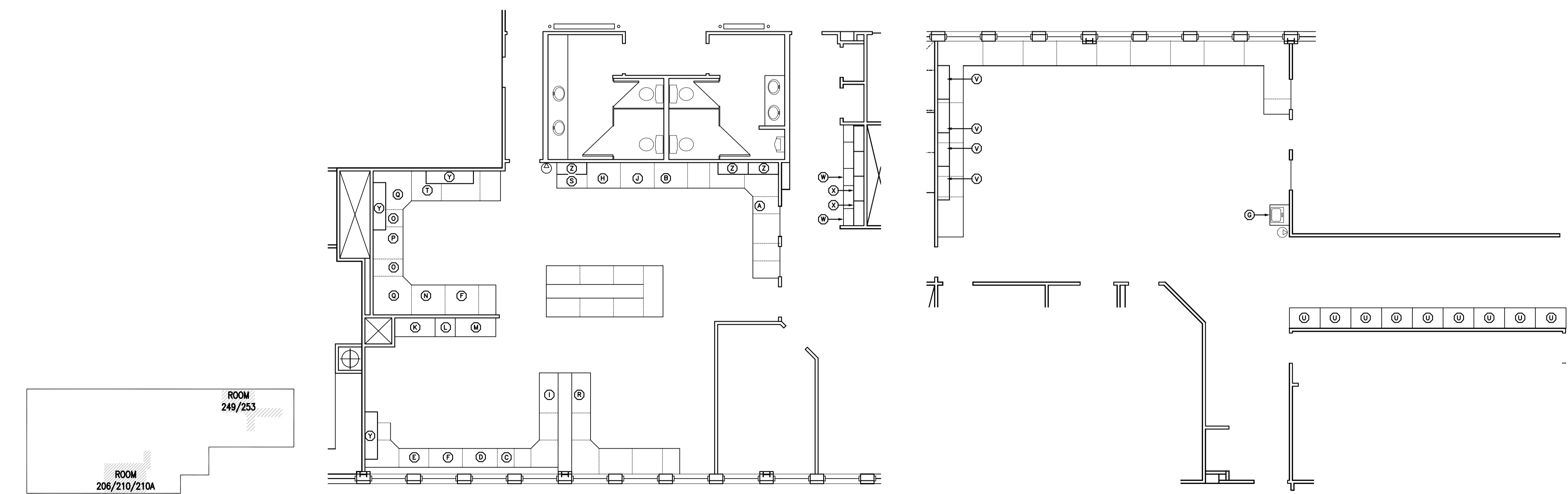
Architectural and Engineering Resources Manager/  
Ressources Architectural et de Directeur d'ingénierie

Client/client

Drawing title/Titre du dessin

CABINET SALVAGE PLAN/  
RELOCATION SCHEDULE  
MOBILE SHELVING LEGEND

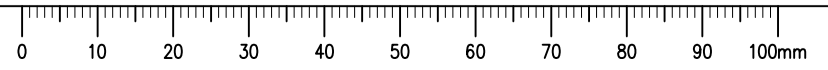
Project No./No. du projet	Sheet / Feuille	Revision no./La Revision no.
13/2015	A4.1	0

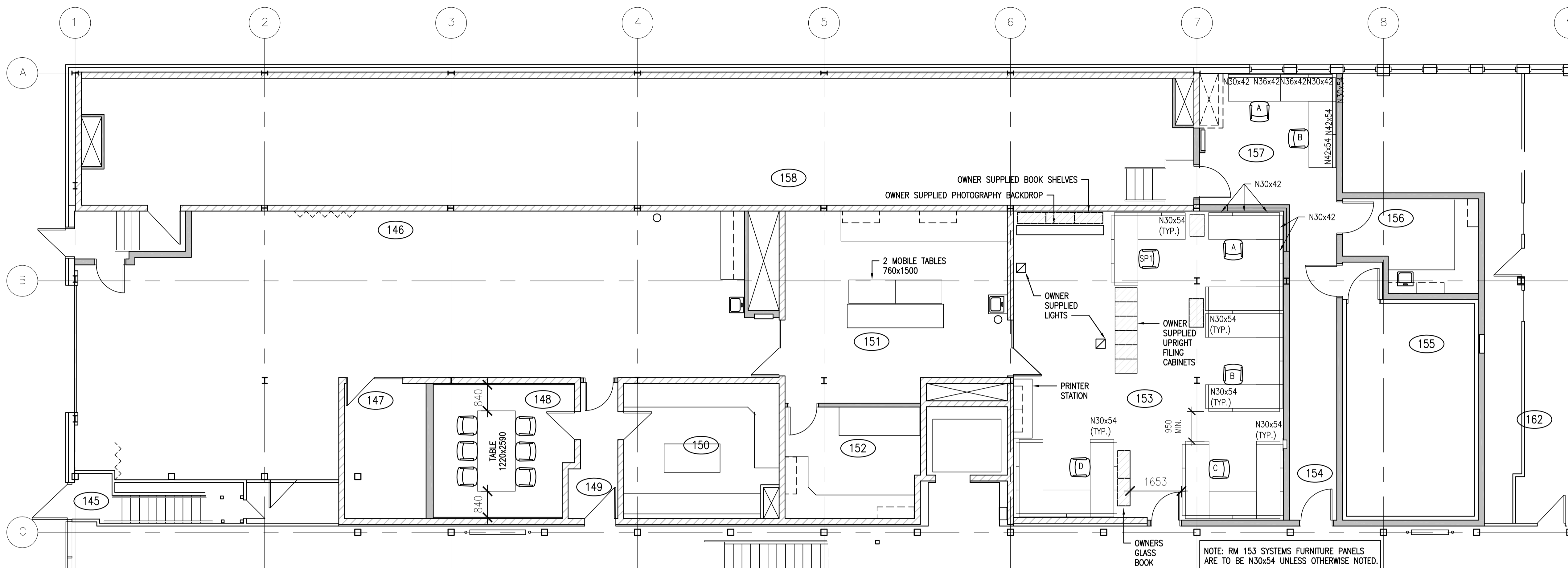


1 SALVAGE LOCATIONS KEY PLAN  
A4.1 NTS

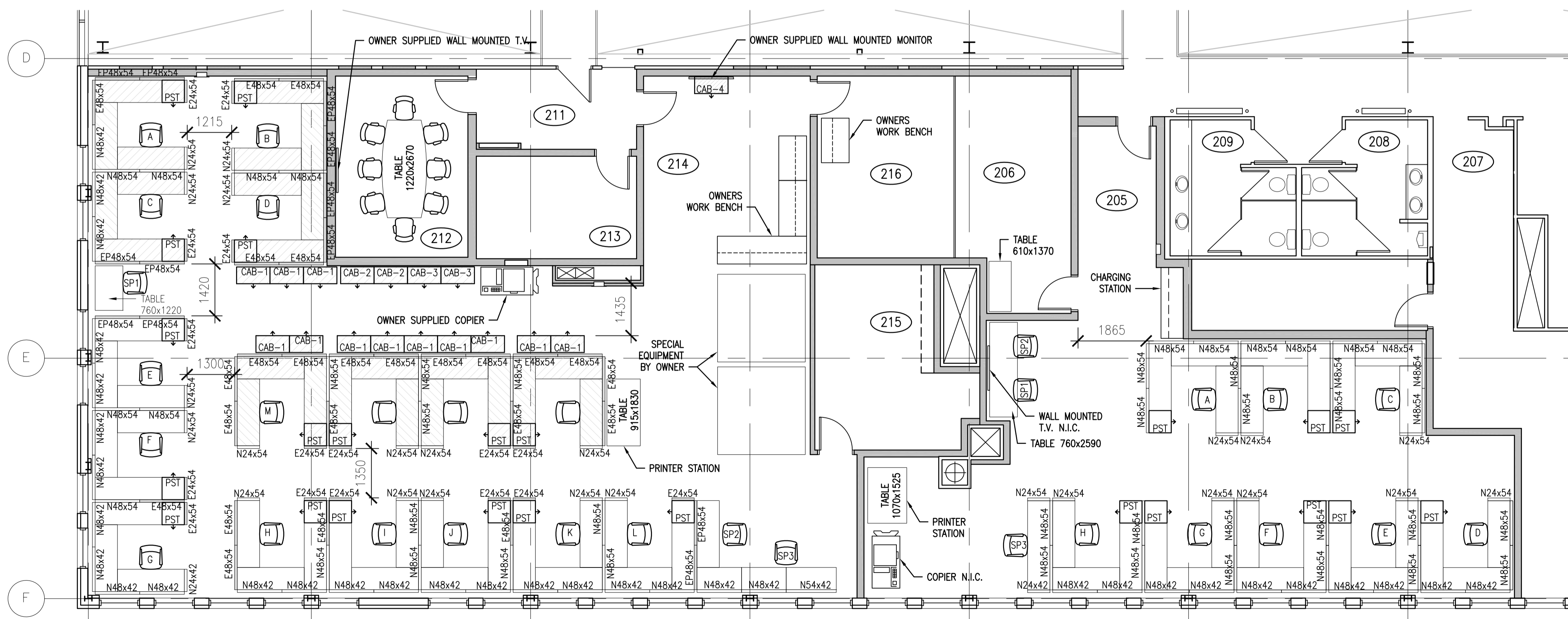
2 CABINET SALVAGE - FROM EXISTING ROOMS 206/210/210A  
A4.1 1:75

3 CABINET SALVAGE - FROM EXISTING ROOMS 249/253  
A4.1 1:75





**1 FURNITURE LAYOUT - MAIN FLOOR**  
A4.2 1:75



**2 FURNITURE LAYOUT - SECOND FLOOR**  
A4.2 1:75

**FURNITURE SYMBOL LEGEND**

- EXxxxx EXISTING SYSTEMS PANEL
- EPxxxx EXISTING POWERED SYSTEMS PANEL
- xxxxxx NEW SYSTEMS PANEL
- EXISTING WORK SURFACE
- NEW WORK SURFACE
- CAB-1 TWO DOOR STORAGE CABINET
- CAB-2 FOUR DRAWER LATERAL FILE CABINET
- CAB-3 THREE DRAWER LATERAL FILE CABINET
- CAB-4 SIX DRAWER MULTI CABINET
- PST PERSONAL STORAGE TOWER

NOTE: SHADED PST AND CABINETS REPRESENT EXISTING OR RELOCATED ITEMS

**FURNITURE SCREEN TYPES**

LETTER DESIGNATES SCREEN TYPE  
INDICATES SCREEN WIDTH (IN INCHES)  
INDICATES SCREEN HEIGHT (IN INCHES)

Xxx/xx

N - NEW  
E - EXISTING  
EP - EXISTING POWERED PANEL

**SEPW Architecture Inc.**

100 - 3725 Piquet Street, Regina, SK S4S 0W8 Tel: (306) 969-2255  
102 - 3718 Kiewit Place, Saskatoon, SK S7P 0A6 Tel: (306) 953-6457  
WebSite: www.sepw.ca

RAYMOND B. PLOSKER  
Reg. No. 366 Regina  
REGISTERED ARCHITECT

- GENERAL FURNITURE LAYOUT NOTES:**
- ALL NEW FURNITURE NOT INCLUDED UNDER THIS CONTRACT.
  - ALL DISASSEMBLY AND REASSEMBLY OF EXISTING FURNITURE NOT INCLUDED UNDER THIS CONTRACT.
  - MOVING OF EXISTING FURNITURE, EQUIPMENT AND WORKSTATION ITEMS NOT INCLUDED IN CONTRACT.
  - EXISTING FURNITURE AND OWNER SUPPLIED EQUIPMENT IN ROOMS 205, 206, 212-216 RELOCATED FROM ANOTHER FACILITY LOCATED ELSEWHERE IN REGINA, SASKATCHEWAN.
  - EXISTING FURNITURE IN ROOMS NOT NOTED ABOVE TO BE MOVED FROM WITHIN THIS BUILDING.
  - ALL SCREEN SIZES AND LAYOUTS ARE TO BE CONFIRMED WITH ONSITE MEASUREMENTS PRIOR TO PROCUREMENT BY OWNER. ALL ELECTRICAL COMPONENTS WITHIN SCREENS ARE TO BE PROVIDED BY FURNITURE SUPPLIER.
  - COORDINATE INSTALLATION OF NEW AND EXISTING FURNITURE WITH FURNITURE SUPPLIER.

**DO NOT SCALE DRAWINGS**

Revision/Revision	Description/Description	Date/Date
0	ISSUED FOR TENDER	2016-03-11

Client/client

Project title/Titre du projet

**INTERIOR FIT-UP  
REGINA, SASKATCHEWAN**

Approved by/Approve par

Designed by/Concept par  
**VS**

Drawn by/Dessine par  
**VS / RP**

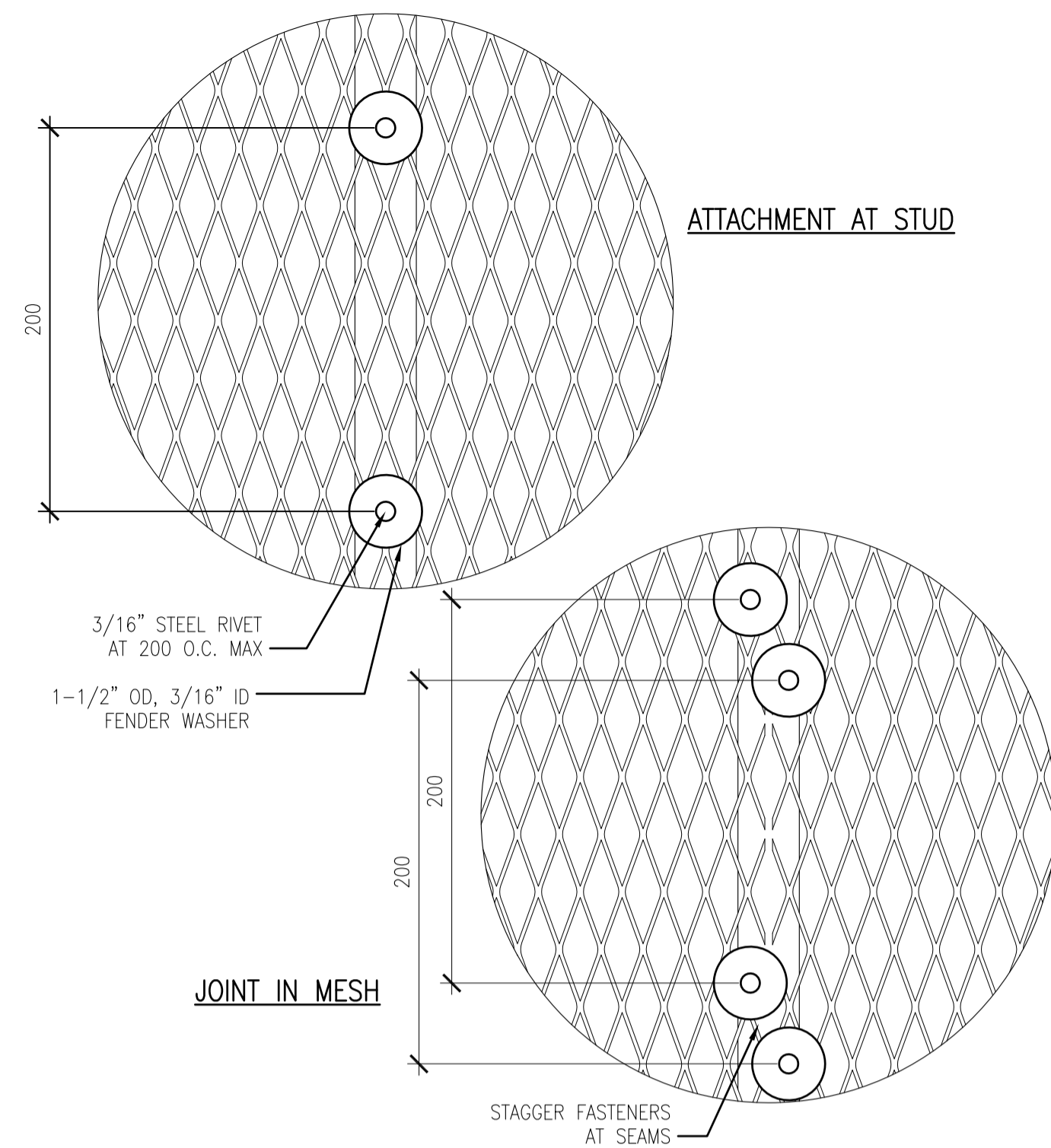
Project Manager/Administrateur de Projets  
**RK**

Client/client

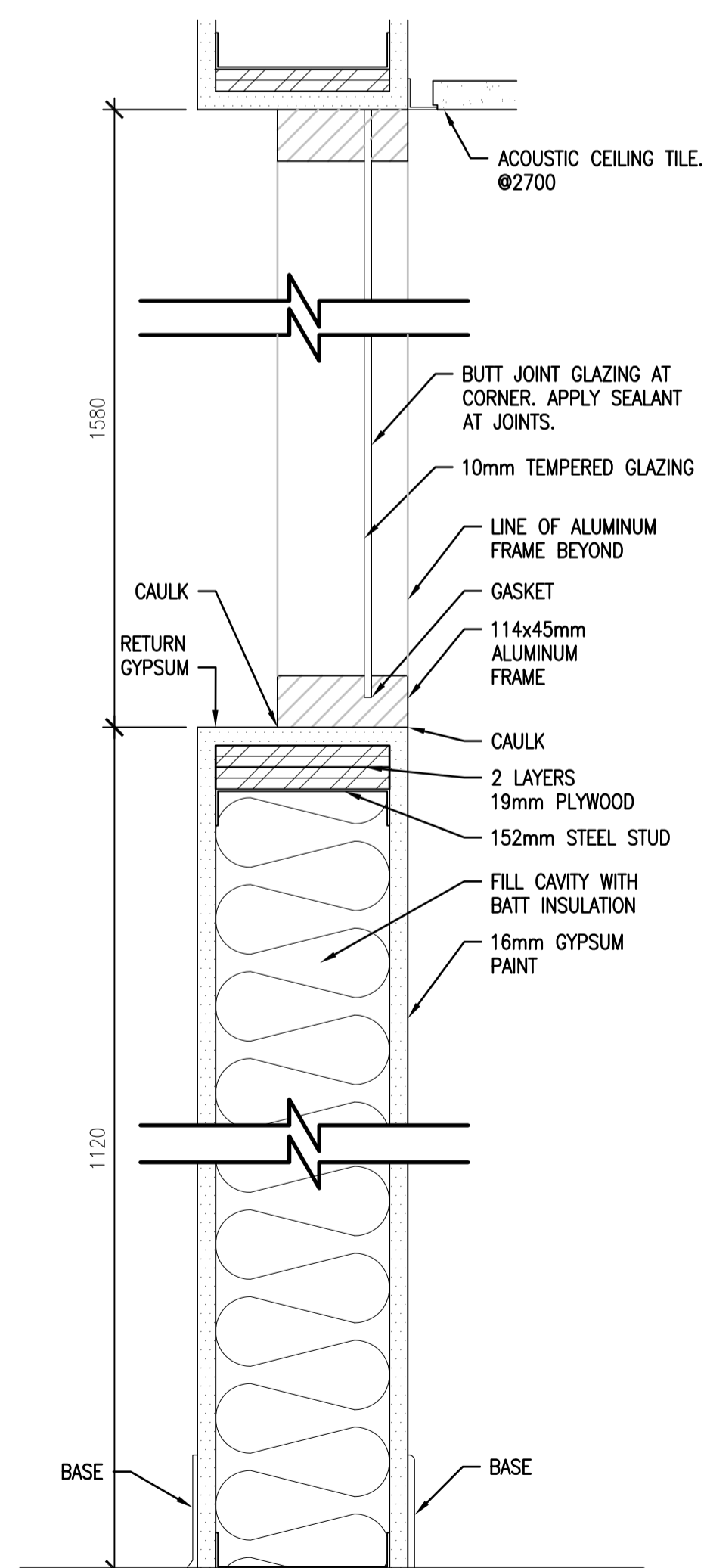
**FURNITURE LAYOUTS**

Project No./No. du projet	Sheet/Feuille	Revision no./La Revision no.
13/2015	A4.2	0

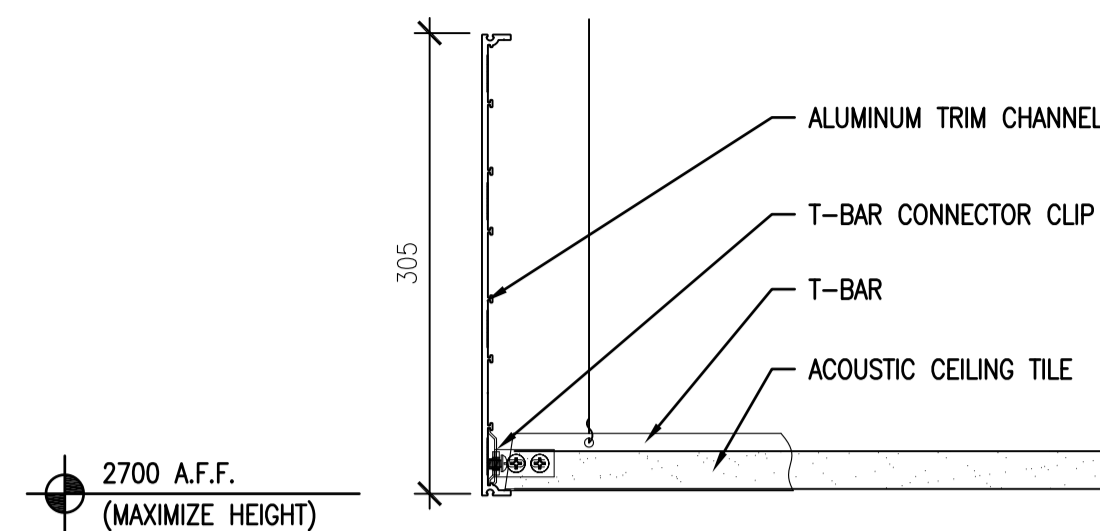




1 MESH ATTACHMENT DETAIL  
A5.1 1:3

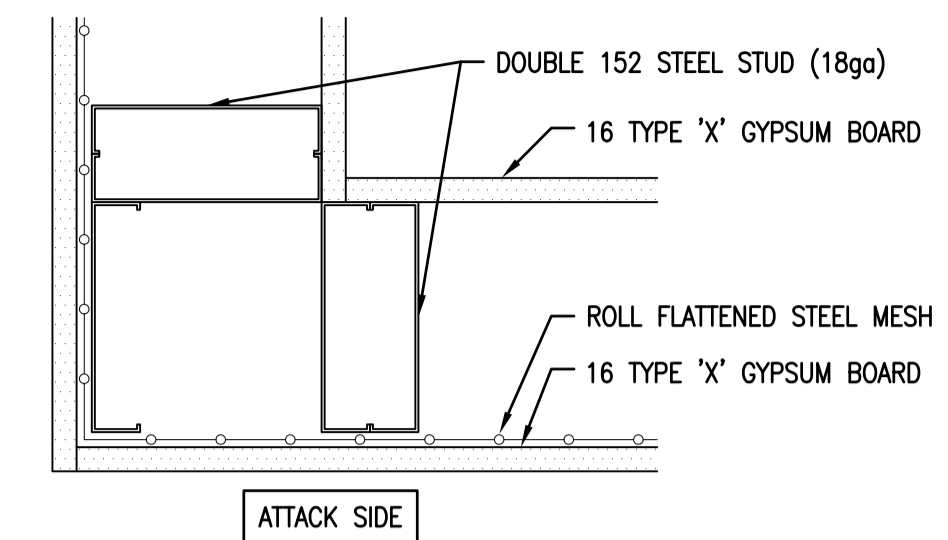


7 GLAZING DETAIL RM. 153/157  
A1.1 1:5

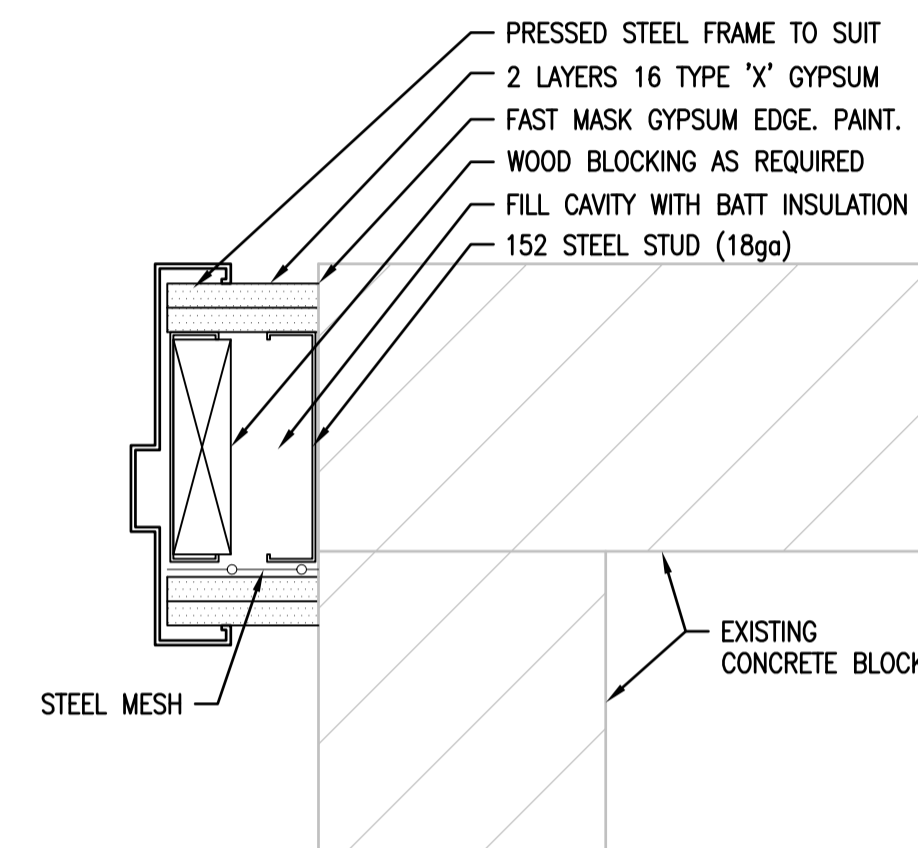


2 SUSPENDED CEILING TRIM  
A2.1 1:5

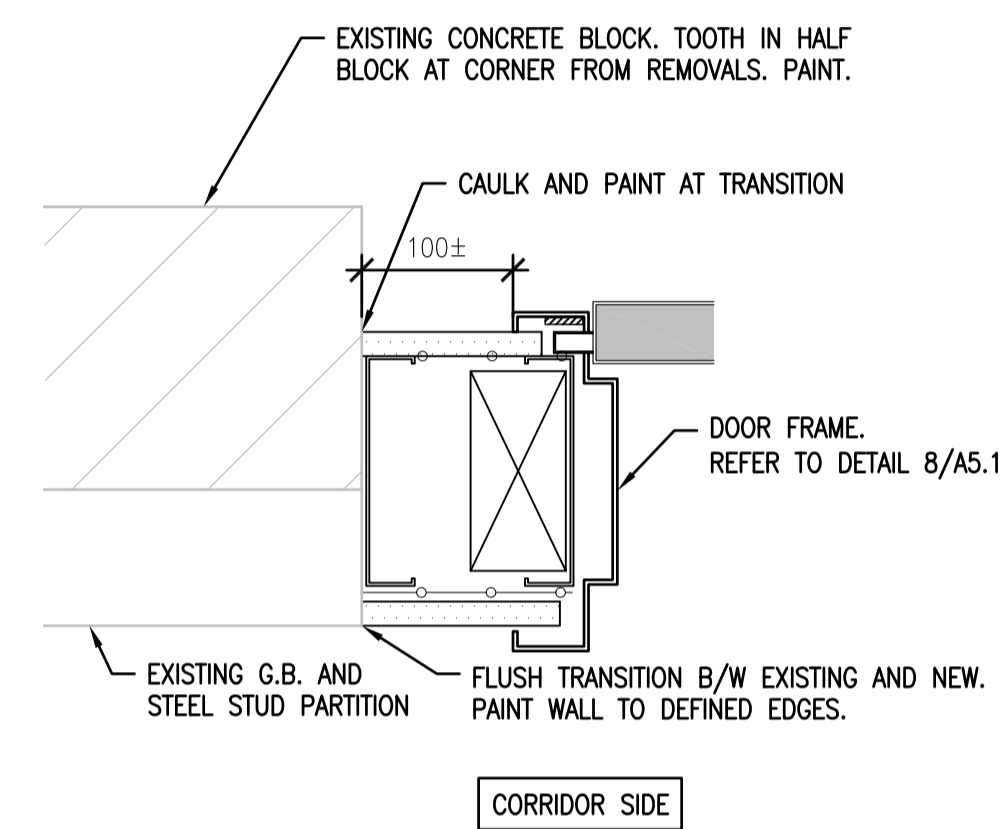
3 NOT USED  
- -



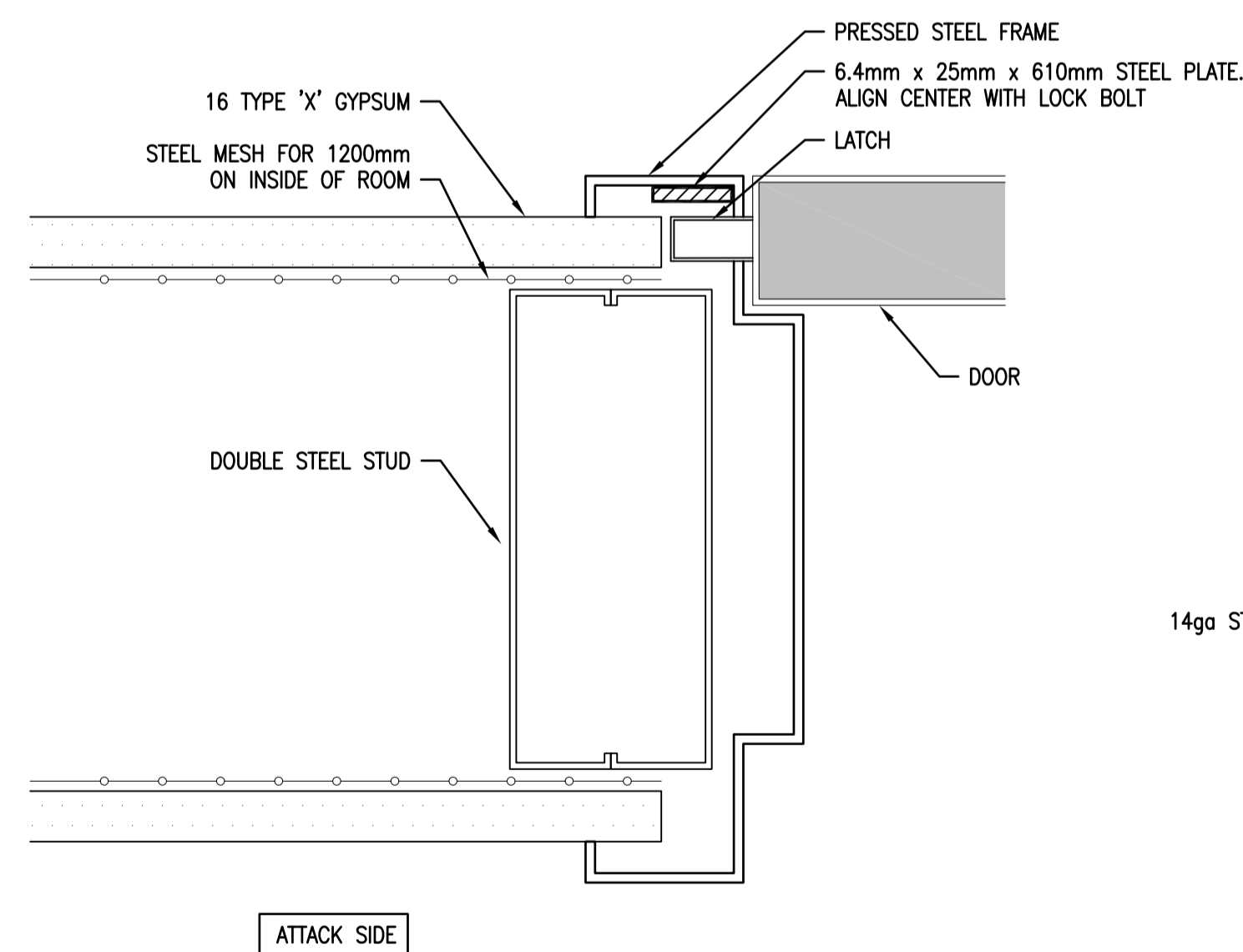
4 SDW CORNER DETAIL  
A5.1 1:5



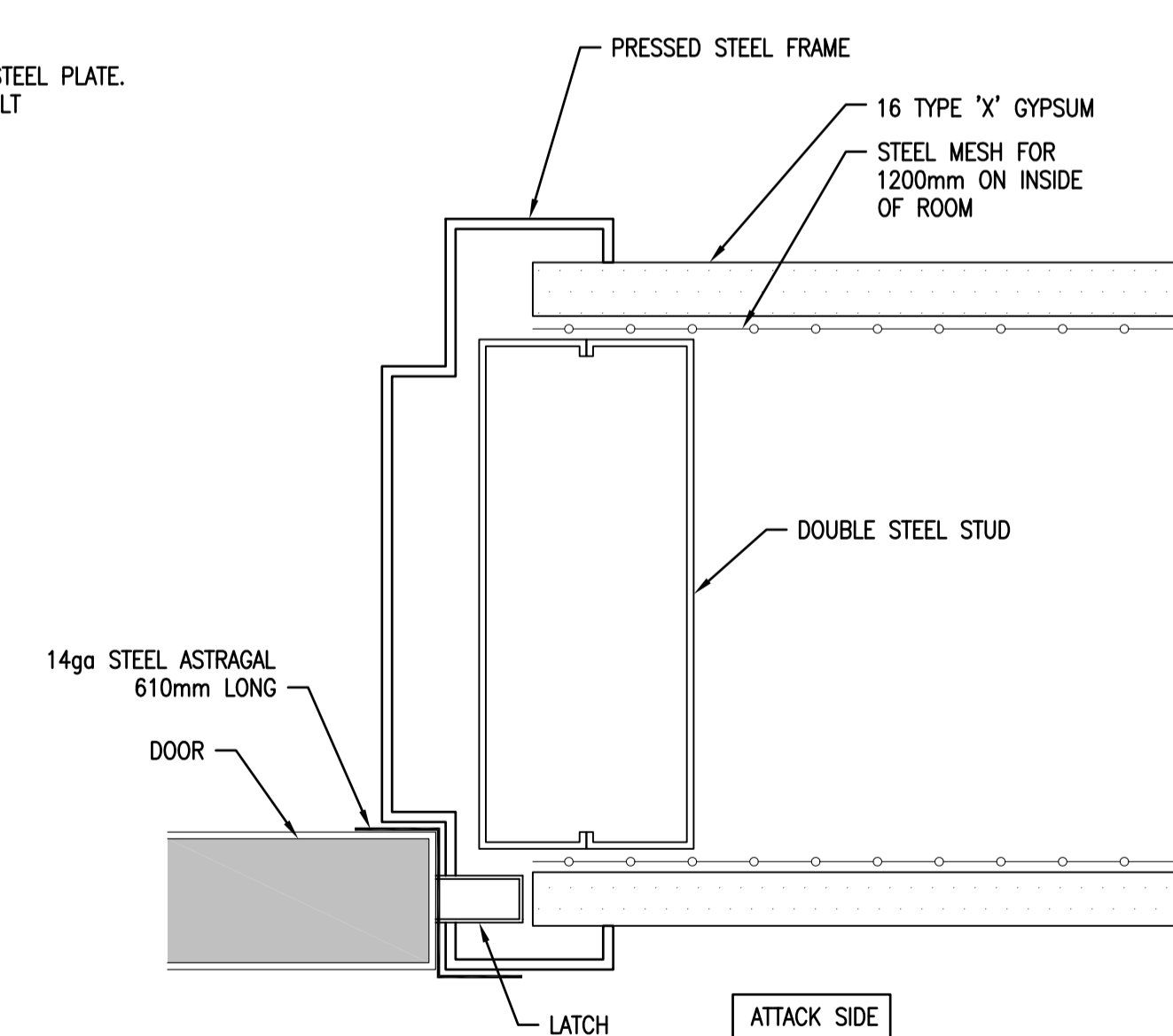
5 DOOR DETAIL  
A1.1 1:5



6 NEW PARTITION DETAIL  
A1.1 1:5



8 SECURE FRAME - INWARD SWING  
A5.1 1:2 REFER TO PARTITION TYPES FOR CONSTRUCTION



9 SECURE FRAME - OUTWARD SWING  
A5.1 1:2 REFER TO PARTITION TYPES FOR CONSTRUCTION

DO NOT SCALE DRAWINGS

Revision/Revision	Description/Description	Date/Date
0	ISSUED FOR TENDER	2016-03-11

Project title/Titre du projet

**INTERIOR FIT-UP  
REGINA, SASKATCHEWAN**

Approved by/Approve par

Designed by/Concept par

Drawn by/Dessine par

**VS / RP**

Project Manager/Administrateur de Projets

**RK**

Architectural and Engineering Resources Manager/  
Ressources Architectural et de Directeur d'ingénierie

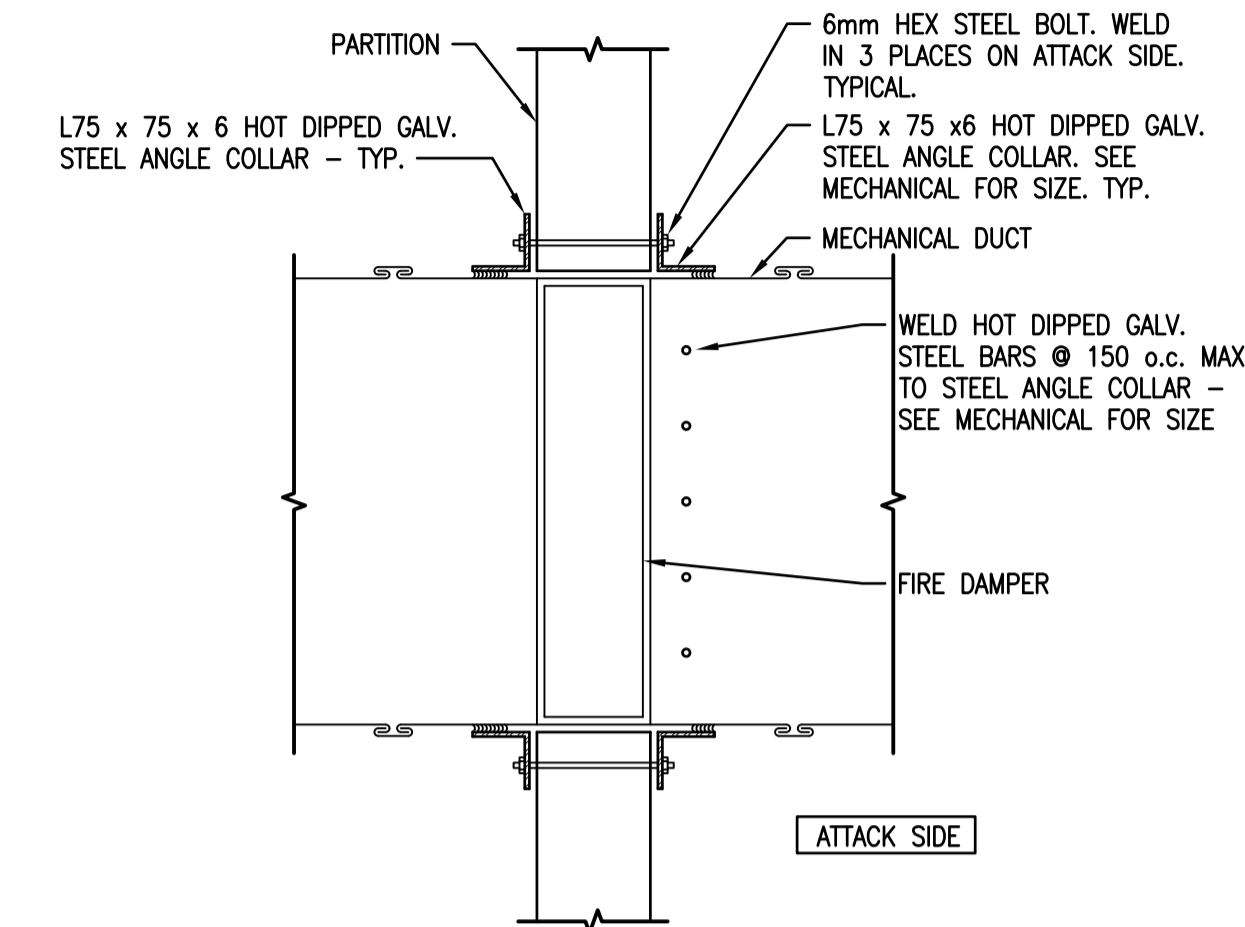
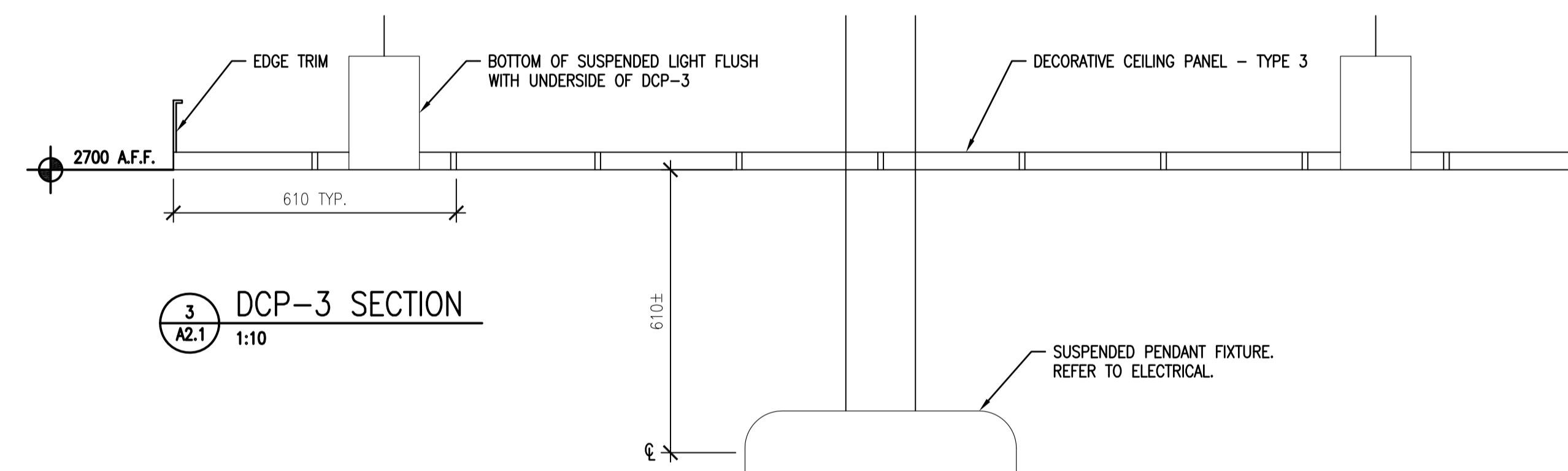
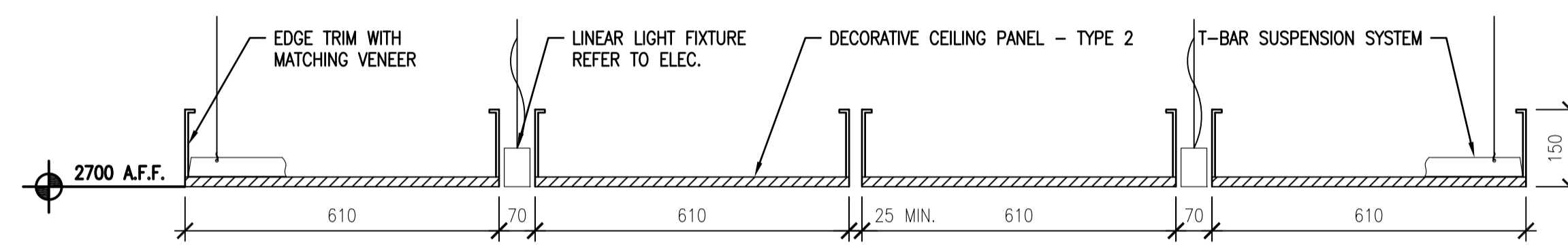
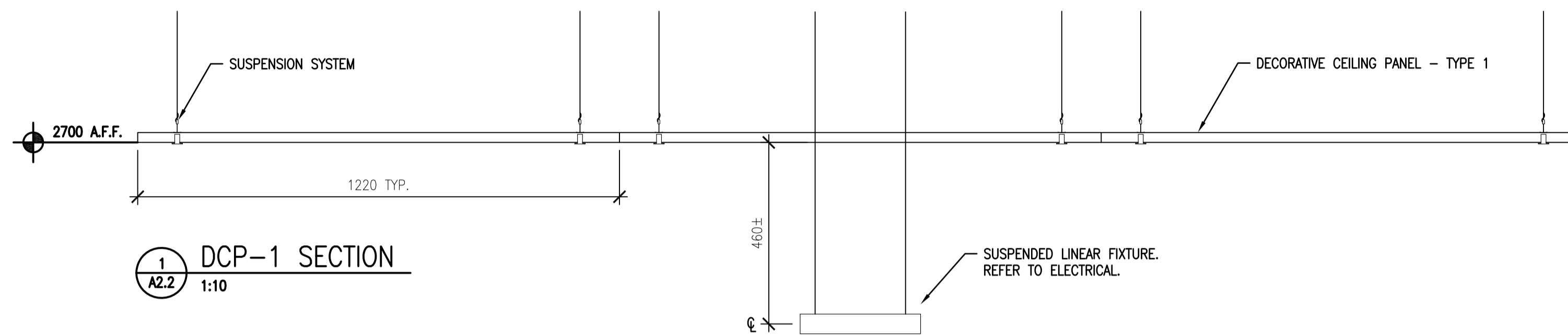
Client/client

Drawing title/Titre du dessin

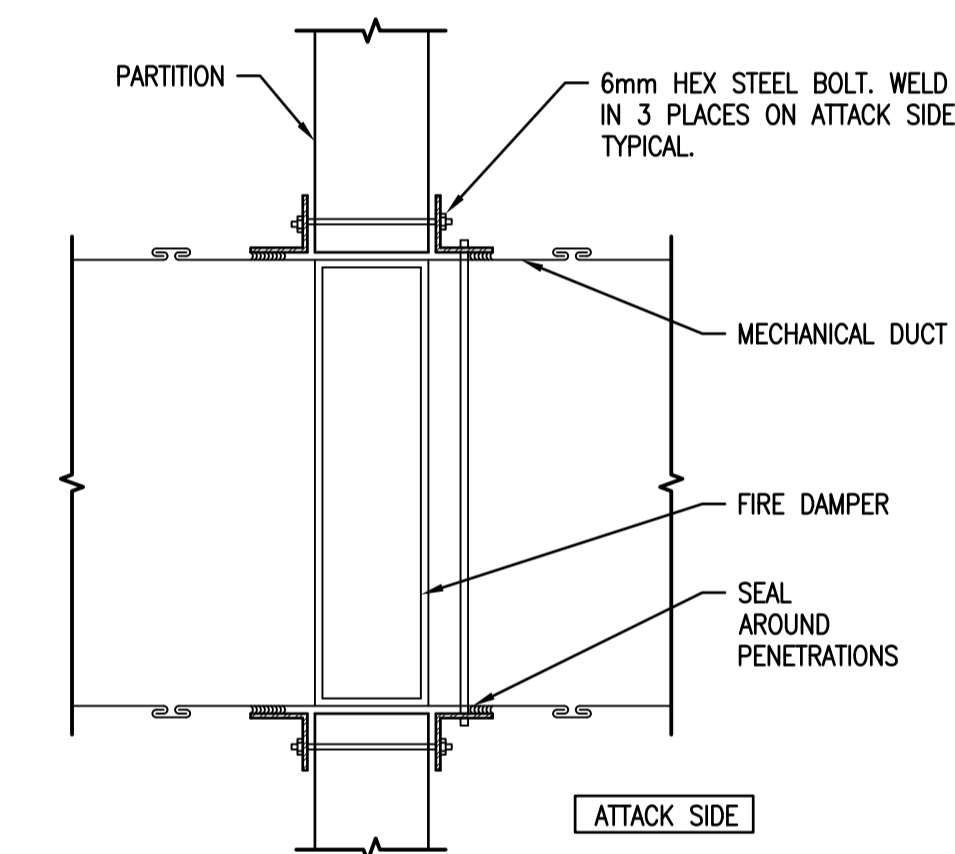
**DETAILS**

Project No./No. du projet	Sheet/Feuille	Revision no./La Revision no.
13/2015	<b>A5.1</b>	<b>0</b>

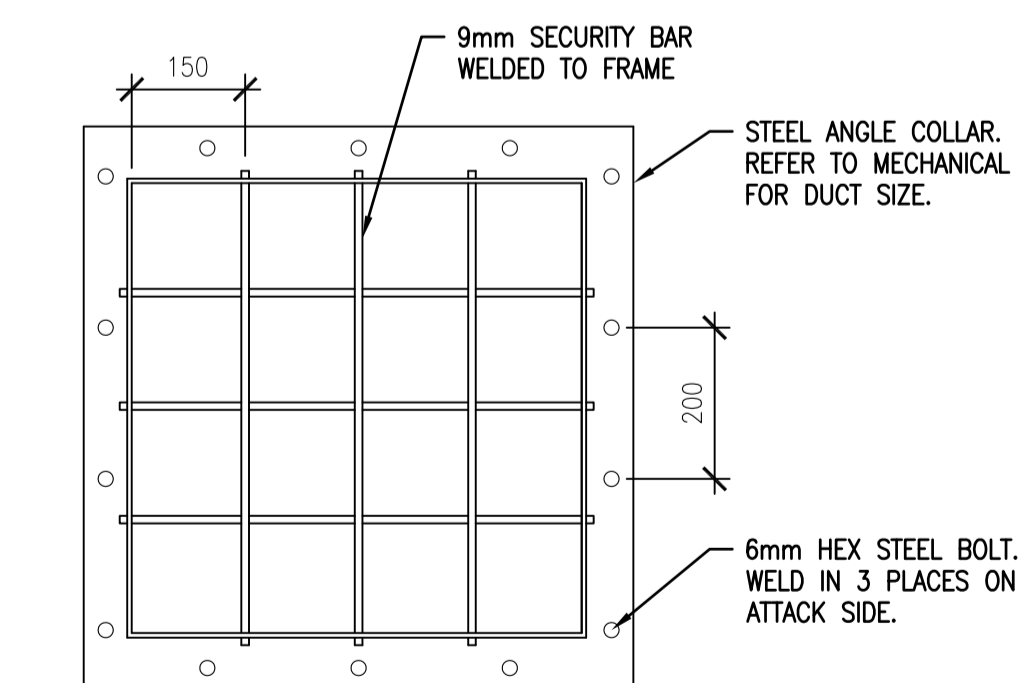




4 SECURE DUCT DETAIL - PLAN VIEW  
A5.2  
1:10



5 SECURE DUCT DETAIL - SECTION  
A5.2  
1:10



6 SECURE DUCT DETAIL - ELEVATION  
A5.2  
1:10



**DO NOT SCALE DRAWINGS**

Revision/Revision	Description/Description	Date/Date
0	ISSUED FOR TENDER	2016-03-11

Client/client

Project title/Titre du projet

**INTERIOR FIT-UP  
REGINA, SASKATCHEWAN**

Approved by/Approve par

Designed by/Concept par

Drawn by/Dessine par

**VS / RP**

Project Manager/Administrateur de Projets

**RK**

Architectural and Engineering Resources Manager/  
Ressources Architectural et de Directeur d'ingénierie

Client/client

Drawing title/Titre du dessin

**DETAILS**

Project No./No. du projet

13/2015

Sheet/Feuille

**A5.2**

Revision no./  
La Révision no.

**0**



