NOTES:
1. EXTERIOR WALL AND ROOF TO BE REPAIRED TO MAKE GOOD ONCE EXISTING ELECTRICAL EQUIPMENT IS REMOVED. MATCH EXISTING MATERIALS. REPAINT WALL.
2. REMOVE ALL EXISTING WIRE/CONDUIT, CABLES, DEVICE BOXES ETC. WITHIN EXISTING ELECTRICAL ROOM.
3. REMOVE ALL ASSOCIATED WIRE AND CONDUIT. EXISTING CONDUIT TO BE CUT OFF AT FLOOR AND GROUTED IN.

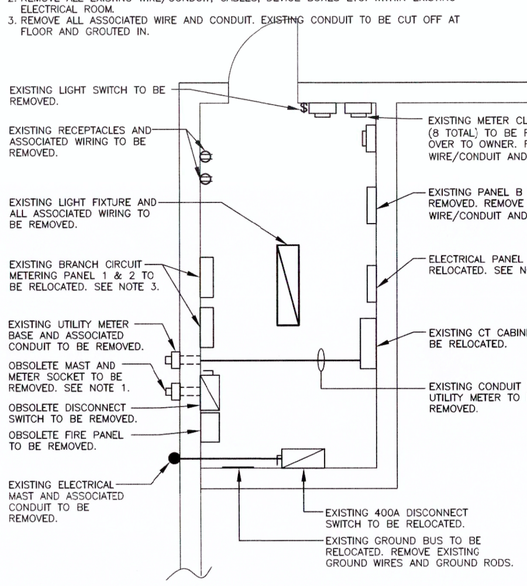

EXISTING ELECTRICAL ROOM

N.T.S.

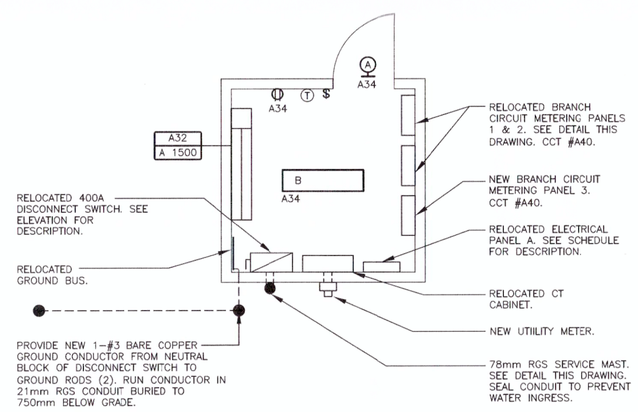

NEW ELECTRICAL SHED PLAN

SCALE 1:50

ELECTRICAL LEGEND

- (A) A — LIGHTING FIXTURE. "A" INDICATES TYPE AS PER FIXTURE SCHEDULE.
- $ — TOGGLE SWITCH. SEE SPEC FOR DESCRIPTION
- — 20A, 120V DUPLEX CONVENIENCE RECEPTACLE.
- (T) — HEATING THERMOSTAT. OUELLET #OTL101C OR APPROVED EQUAL.
- — ELECTRIC HEATER. SURFACE MOUNTED 100mm AFF. 120V, 1ø, 1500W.
- A 1500 — INDICATES 1500 WATT OUELETTE OFM SERIES, OR APPROVED EQUAL.
- A32 — INDICATES CONNECTED TO PANEL "A" BREAKER "32".

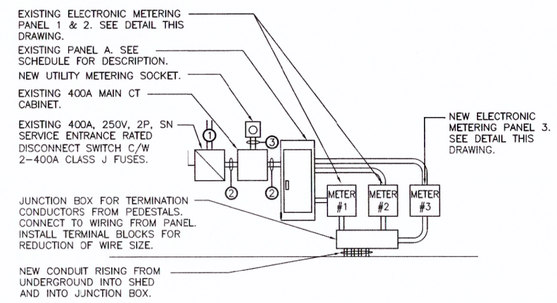

FEEDER SCHEDULE

1. 3-#600MCM RW90 COPPER CONDUCTORS IN 78mm RGS CONDUIT.
2. 3-#600MCM RW90 COPPER CONDUCTORS & 1-#3 TW BOND IN 78mm RPVC CONDUIT.
3. 41mm RPVC CONDUIT.

NOTES:
1. PROVIDE CERTIFIED TECHNICIAN TO REINSTALL EXISTING METERS 1 & 2 IN NEW SHED.

SHED INTERIOR ELEVATION

N.T.S.

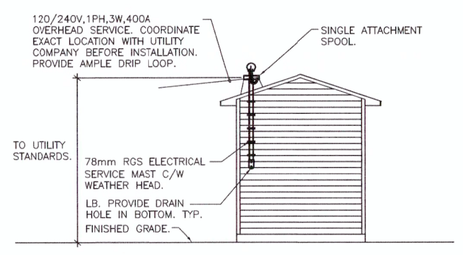

ELECTRICAL SERVICE DETAIL

N.T.S.

PANEL EXISTING PANEL A PANEL SCHEDULE
TYPE CIRCUIT BREAKER TYPE (42 CCT)
RATING 120/240V, 1ø, 3W, 400A, SURFACE
STANDARD OF ACCEPTANCE SIEMENS S1
MINIMUM INTERUPTING CAPACITY 10,000 R.M.S. SYMM AMPERES
NOTES: *- EXISTING GROUND FAULT CIRCUIT REPLACE WITH NON GFI STANDARD BREAKERS.

CIRCUIT DESCRIPTION	LOAD	WIRE SIZE	BRKR. SIZE	CIRCUIT NO.		BRKR. SIZE	WIRE SIZE	LOAD	CIRCUIT DESCRIPTION
REC #1-WHARF *			20	1	2	20			REC #20-WHARF *
REC #2-WHARF *			20	3	4	20			REC #21-WHARF *
REC #3-WHARF *			20	5	6	20			REC #22-WHARF *
REC #4-WHARF *			20	7	8	30 / 2P			REC #23-WHARF *
REC #5-WHARF *			20	9	10				
REC #6-WHARF *			20	11	12	30 / 2P			REC #24-WHARF *
REC #7-WHARF *			20	13	14				
REC #8-WHARF *			20	15	16	**15**			**REC #25-WHARF**
REC #9-WHARF *			20	17	18	**30**			**REC #26-WHARF**
REC #10-WHARF *			30 / 2P	19	20	**15**			**REC #27-WHARF**
				21	22	**30**			**REC #28-WHARF**
REC #11-WHARF *			30 / 2P	23	24	**15**			**REC #29-WHARF**
				25	26	**30**			**REC #30-WHARF**
REC #12-WHARF *			20	27	28	**15**			**REC #31-WHARF**
REC #13-WHARF *			20	29	30	**30**			**REC #32-WHARF**
REC #14-WHARF *			20	31	32	**20**	**12**		**SHED HEATING**
REC #15-WHARF *			20	33	34	**20**	**12**		**SHED LIGHTS AND REC**
REC #16-WHARF *			20	35	36	**20**			**EXISTING WHARF LIGHTS**
REC #17-WHARF *			20	37	38	**20**			**EXISTING WHARF LIGHTS**
REC #18-WHARF *			20	39	40	**20**	**12**		**EXISTING METERING #1,2&3**
REC #19-WHARF *			20	41	42	20			SPARE

THE FOLLOWING CIRCUITS ARE RELOCATED FROM OBSOLETE PONY PANEL.

NOTES:
1. CONTRACTOR TO USE WIRE GUAGE IN ACCORDANCE WITH C22.1-12 TO LIMIT VOLTAGE DROP.
2. MATCH OR EXCEED EXISTING WIRE SIZE OF EXISTING WIRE FROM NEW SPLICE BOX TO BREAKERS. DOWN SIZE WIRE ONLY WHERE NECESSARY TO TERMINATE ON BREAKER LUGS, ETC.

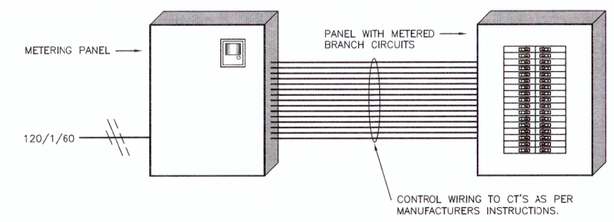

NOTES:
1. METERING PANEL TO BE MINIMETER SERIES B" LEVITON OR APPROVED EQUAL C/W APPROPRIATE NUMBER OF METERS & CTS AS REQUIRED TO METER RECEPTACLES 25-32. PRODUCT #6L208-CFG FOR ENCLOSURE AND #MS-2120S08 TO 011.

ELECTRICAL METERING EQUIPMENT

N.T.S.

LIGHTING FIXTURE SCHEDULE						
DWG. SYL	STANDARD OF ACCEPTANCE	VOLTS	LAMPS			REMARKS
			QUAN.	WATTS	TYPE	
A	KEENE #313070NLXLT WALL PACK	120	1	70	HPS	C/W PHOTOCELL AND VANDAL PACKAGE.
B	CFI #T232-CG-4 SURFACE STRIP	120	2	32	F032	C/W WIREGUARD.

1. FLUORESCENT BALLASTS: ELECTRONIC WITH THD<10%, INSTANT START, HIGH PERFORMANCE BF=0.88.
2. FLUORESCENT LAMPS: F032/835xPS/EC03.

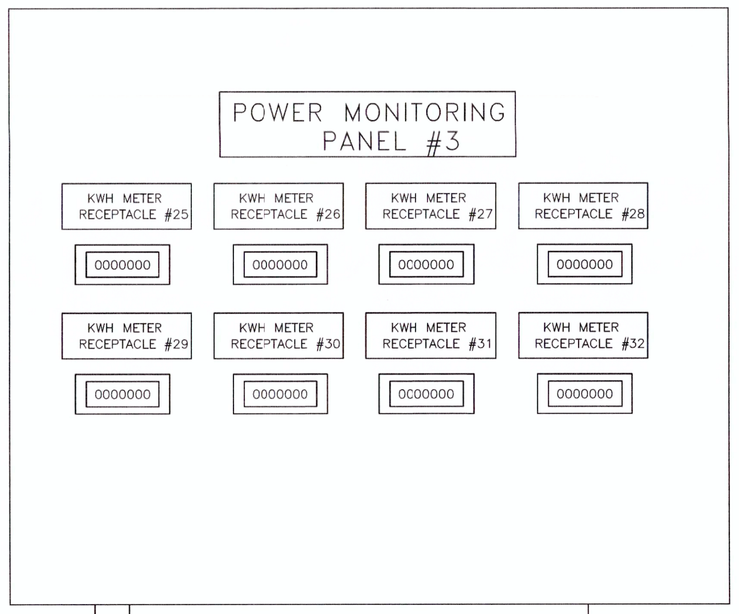

- TERMINALS SHALL BE PROVIDED FOR NEUTRALS OF 120V CIRCUITS.

METERING PANEL LAYOUT

N.T.S.

CORE PROJECT #15-2408

Fisheries and Oceans Canada / Pêches et Océans Canada

SMALL CRAFT HARBOURS

NOTES:
1. DO NOT SCALE FROM DRAWINGS
2. CONTRACTOR MUST VERIFY ALL DIMENSIONS AND CONDITIONS ON SITE BEFORE PROCEEDING WITH ANY PORTION OF THIS WORK.

CORE ENGINEERING INC.
MECHANICAL & ELECTRICAL CONSULTANT
57 PIPPY PLACE ST. JOHN'S, NL, CANADA A1B 4H8
TEL (709)722-0013 FAX (709)722-0015

PROVINCE OF NEWFOUNDLAND AND LABRADOR
PEGL Newfoundland and Labrador
PERMIT HOLDER
This Permit Allows
CORE ENGINEERING INC.
To practice Professional Engineering in Newfoundland and Labrador. Permit No. as issued by PEG D0209 which is valid for the year 2016.

REGISTERED PROFESSIONAL ENGINEER
KEITH L. R. WADALL
SIGNATURE
JAN 29/16
DATE
PROVINCE OF NEWFOUNDLAND

RO	ISSUED FOR TENDER	JAN 29 2016

project / projet
ELECTRICAL UPGRADES SOUTHERN HARBOUR BESTS COVE (475)

drawing / dessin
SHED LAYOUT, PANEL AND MISC DETAILS

designed K.L.K. / concu
date NOVEMBER 2015
drawn T.M.B. / dessine
date NOVEMBER 2015
approved K.L.K. / approuve
date NOVEMBER 2015
Tender / Soumission
DFO Project Manager
project number / no. du projet 721642
drawing no. / no. du dessin E2 of 2

Plot Scale: