

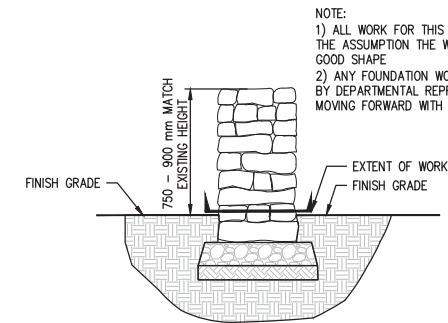


## SCOPE OF WORK

PHOTOS ARE FOR REFERENCE AND INFORMATION, SCOPE OF WORK AS FOLLOWS:  
A. REBUILD TOP 750–900 mm OF WALL. ASSUME FOUNDATION IS STABLE. – 50 l.m.  
B. REBUILD TOP 500–750 mm OF WALL. ASSUME FOUNDATION IS STABLE. – 100 l.m.  
C. REPOINT LOOSE MORTAR – MATCH EXISTING – 50 m2  
D. LANDSCAPE RESTORATION

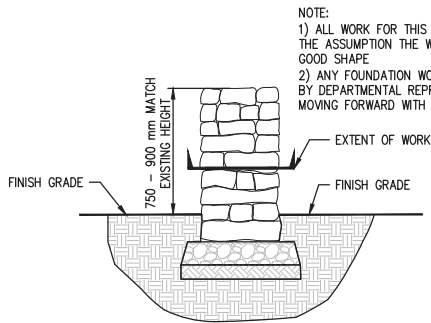
## OVERALL WORK

– REPOINT LOOSE MORTAR – MATCH EXISTING



NATURAL STONE WALL - SECTION (A)

Scale: 1:20



NATURAL STONE WALL - SECTION (B)

Scale: 1:20

NOTE:  
1) ALL WORK FOR THIS CONTRACT IS BASED ON THE ASSUMPTION THE WALL FOUNDATION IS IN GOOD SHAPE  
2) ANY FOUNDATION WORK WILL BE APPROVED BY DEPARTMENTAL REPRESENTATIVE PRIOR TO MOVING FORWARD WITH CONSTRUCTION

## MASONRY NOTES:

1. ALL DIMENSIONS ARE IN MILLIMETRES UNLESS NOTED OTHERWISE.
2. MASONRY:
  - MORTAR TYPE S – REFER TO SPECIFICATIONS
3. THE WORK SHALL BE DONE IN ACCORDANCE WITH THE FOLLOWING STANDARDS:
  - MASONRY: CSA A371-14 MASONRY CONSTRUCTION FOR BUILDING
4. MATERIALS SHALL MEET THE FOLLOWING SPECIFICATIONS:
  - MORTAR AND GROUT: CSA A179-14, MORTAR AND GROUT FOR UNIT MASONRY
  - REINFORCED STEEL: CAN/CSA G30. 18-09, GRADE 400
5. NORMAL JOINT SIZE TO BE 10 mm
6. CONTRACTOR SHALL BE RESPONSIBLE FOR ANY DAMAGES TO UNDER OR ABOVE GROUND SERVICES.

## GENERAL NOTES:

- SITE WORK**
1. CONTRACTOR TO CALL ALBERTA ONE CALL AT 1-800-242-3447, AND ALL OTHER UTILITIES, AS REQUIRED, TO HAVE EXISTING UTILITIES LOCATED PRIOR TO START OF ANY CONSTRUCTION.
  2. CONTRACTOR IS TO VISIT THE SITE TO CONFIRM ALL SITE CONDITIONS PRIOR TO SUBMITTING BIDS. ANY DISCREPANCIES ARE TO BE REPORTED TO THE DEPARTMENTAL REPRESENTATIVE FOR CLARIFICATION.
  3. CONTRACTOR IS RESPONSIBLE FOR THE HOARDING OF ALL TREES WITHIN OR ADJACENT TO CONSTRUCTION AREAS, TO THE SATISFACTION OF THE DEPARTMENTAL REPRESENTATIVE.
  4. CONTRACTOR IS RESPONSIBLE FOR HAULING OF ALL EXCESS MATERIALS OFF THE SITE TO A LOCATION APPROVED BY THE DEPARTMENTAL REPRESENTATIVE.
  5. CONTRACTOR IS RESPONSIBLE FOR GENERAL SITE CLEANUP.
  6. CONTRACTOR IS RESPONSIBLE FOR ANY DAMAGE TO LANDSCAPED AREAS AND MUST MAKE ALL NECESSARY RESTORATIONS AND REPAIRS, TO THE SATISFACTION OF THE DEPARTMENTAL REPRESENTATIVE.
  7. CONTRACTOR IS RESPONSIBLE FOR ALL CONSTRUCTION METHODS

**PERMITS AND STANDARDS**  
1. ALL ANCILLARY WORK NORMALLY ASSOCIATED WITH THIS TYPE OF CONSTRUCTION SHALL BE DEEMED TO BE PART OF THE CONTRACT.


## MATERIALS

1. THE CONTRACTOR SHALL SUPPLY ALL MATERIAL IN QUANTITIES SUFFICIENT TO COMPLETE THE WORK SHOWN ON THE DRAWINGS. ANY DISCREPANCIES IN QUANTITIES SHALL BE REPORTED TO THE DEPARTMENTAL REPRESENTATIVE FOR DIRECTION.
2. NO SUBSTITUTION OF MATERIAL, PRODUCTS OR QUANTITIES SHALL BE PERMITTED WITHOUT PRIOR CONSENT OF THE DEPARTMENTAL REPRESENTATIVE.

## GENERAL

1. THIS DRAWING IS TO BE READ IN CONJUNCTION WITH THE WRITTEN SPECIFICATIONS, DRAWINGS AND DETAILS FOR THIS PROJECT.
2. ANY AMBIGUITY IN THIS DRAWING OR ACCOMPANYING DETAILS IS TO BE REPORTED TO THE DEPARTMENTAL REPRESENTATIVE FOR DIRECTION. THE CONTRACTOR IS NOT TO PROCEED IN UNCERTAINTY.
3. LIMITS OF THE WORK ARE TO BE CLEARLY UNDERSTOOD BY THE CONTRACTOR PRIOR TO ANY WORK TAKING PLACE ON SITE. THE CONTRACTOR IS TO CONTACT THE DEPARTMENTAL REPRESENTATIVE FOR CLARIFICATION IF REQUIRED.
4. THE CONTRACTOR IS TO VERIFY ALL DIMENSIONS AND REPORT ANY DISCREPANCIES TO DEPARTMENTAL REPRESENTATIVE.
5. ALL MEASUREMENTS ARE IN MILLIMETRES UNLESS OTHERWISE SPECIFIED.

This drawing has been prepared for the use of AECOM's client and may not be used, reproduced or relied upon by third parties, except as agreed by AECOM and its client, as required by law or for use by governmental reviewing agencies. AECOM accepts no responsibility, and denies any liability whatsoever, to any party that modifies this drawing without AECOM's express written consent. Do not scale this document. All measurements must be obtained from stated dimensions.



2	16/08/19	Issued for Addendum #1	J.G.	-
1	16/03/23	Issued for Tender	J.G.	-
0	16/02/22	Issued for 95% Submission	J.G.	-
No.	Date	Description	Drawn by Dessiné par	Approved Approuvé

Revision / Revision

A	Detail number	A Numéro de détail
B	Sheet number	B Numéro de la feuille
Linear dimensions in millimetres		Dimensions linéaires en millimètres

Consultant's Name Nom de l'expert-conseil	Eng. Stamp
<b>AECOM</b>	

	Parks Canada Asset Management Western and Northern Region	Parcs Canada Gestion des biens Région de l'Ouest et du Nord
--	---	--

Canada

Project title/Titre du projet

**ROCK WALL PROJECT  
BANFF NATIONAL PARK**

Drawing title/Titre du dessin

**CASTLE MOUNTAIN VIEWPOINT  
ROCK WALL**

Surveyed by/Arpenté par	Drawn by/Dessiné par	Date
J.G.	J.G.	16/08/19
Designed by/Concept par	Reviewed by/Revisé par	Scale/Echelle
T.W.N.C.	T.W.N.C.	AS SHOWN
Client Acceptance/Acceptation du client	Approved by/Approuvé par	

Project No./N° du projet	Asset No./N° du bien	Sheet No./ N° de la feuille
60480648		L-100




SCOPE OF WORK


- PHOTOS PROVIDED FOR REFERENCE AND INFORMATION, SCOPE OF WORK AS FOLLOWS:
- A. REMOVE ALL STONE AND CONCRETE FILL FROM TOP OF WALL AND REBUILD TO MATCH EXISTING – 80 Lm.
  - B. REPOINT FRONT FACE OF WALL (SECTION FACING ROAD) – 80 Lm.
  - C. REPOINT LOOSE MORTAR BACK FACE OF WALL (SECTION FACING SLOPE) – 35 Lm.
  - D. SEAM REPAIR – REPOINT LOOSE MORTAR, ENSURE ASPHALT IMPREGNATED FIBRE BOARD IS FUNCTIONING AND INTACT
  - E. LANDSCAPE RESTORATION

OVERALL WORK

- REPOINT LOOSE MORTAR – MATCH EXISTING
- TOTAL WALL LENGTH 125 Lm.



This drawing has been prepared for the use of AECOM's client and may not be used, reproduced or relied upon by third parties, except as agreed by AECOM and its client, as required by law or for use by governmental reviewing agencies. AECOM accepts no responsibility, and denies any liability whatsoever, to any party that modifies this drawing without AECOM's express written consent. Do not scale this document. All measurements must be obtained from stated dimensions.



2	16/08/19	Issued for Addendum #1	J.G.	-
1	16/03/23	Issued for Tender	J.G.	-
0	16/02/22	Issued for 95% Submission	J.G.	-

No.	Date	Description	Drawn by Dessiné par	Approved Approuvé
-----	------	-------------	-------------------------	----------------------

Revision / Revision

A B	Detail number	A Numéro de détail
	Sheet number	B Numéro de la feuille
Linear dimensions in millimetres		Dimensions linéaires en millimètres
Consultant's Name Nom de l'expert-conseil		Eng. Stamp
AECOM		[Stamp]

Parks Canada      Parcs Canada  
Asset Management      Gestion des biens  
Western and Northern Region      Région de l'Ouest et du Nord

Canada

Project title/Titre du projet  
**ROCK WALL PROJECT  
BANFF NATIONAL PARK**

Drawing title/Titre du dessin  
**NORQUAY ROAD VIEWPOINT  
ROCK WALL**

Surveyed by/Arpenté par	Drawn by/Dessiné par	Date
	J.G.	16/08/19
Designed by/Concept par	Reviewed by/Revisé par	Scale/Echelle
	T.W./N.C.	AS SHOWN
Client Acceptance/Acceptation du client		Approved by/Approuvé par
Date		Date
Project No./N° du projet	Asset No./N° du bien	Sheet No./N° de la feuille
Drawing Set No./N° de série du dessin		L-400
60480648		

MASONRY NOTES:

1. ALL DIMENSIONS ARE IN MILLIMETRES UNLESS NOTED OTHERWISE,
2. MASONRY:
  - MORTAR TYPE S – REFER TO SPECIFICATIONS
3. THE WORK SHALL BE DONE IN ACCORDANCE WITH THE FOLLOWING STANDARDS:
  - MASONRY: CSA A371-14 MASONRY CONSTRUCTION FOR BUILDING
4. MATERIALS SHALL MEET THE FOLLOWING SPECIFICATIONS:
  - MORTAR AND GROUT: CSA A179-14, MORTAR AND GROUT FOR UNIT MASONRY
  - REINFORCED STEEL: CAN/CSA G30. 18-09, GRADE 400
5. NORMAL JOINT SIZE TO BE 10 mm
6. CONTRACTOR SHALL BE RESPONSIBLE FOR ANY DAMAGES TO UNDER OR ABOVE GROUND SERVICES.

GENERAL NOTES:

- SITE WORK**
1. CONTRACTOR TO CALL ALBERTA ONE CALL AT 1-800-242-3447, AND ALL OTHER UTILITIES, AS REQUIRED, TO HAVE EXISTING UTILITIES LOCATED PRIOR TO START OF ANY CONSTRUCTION.
  2. CONTRACTOR IS TO VISIT THE SITE TO CONFIRM ALL SITE CONDITIONS PRIOR TO SUBMITTING BIDS. ANY DISCREPANCIES ARE TO BE REPORTED TO THE DEPARTMENTAL REPRESENTATIVE FOR CLARIFICATION.
  3. CONTRACTOR IS RESPONSIBLE FOR THE HOARDING OF ALL TREES WITHIN OR ADJACENT TO CONSTRUCTION AREAS, TO THE SATISFACTION OF THE DEPARTMENTAL REPRESENTATIVE.
  4. CONTRACTOR IS RESPONSIBLE FOR HAULING OF ALL EXCESS MATERIALS OFF THE SITE TO A LOCATION APPROVED BY THE DEPARTMENTAL REPRESENTATIVE.
  5. CONTRACTOR IS RESPONSIBLE FOR GENERAL SITE CLEANUP.
  6. CONTRACTOR IS RESPONSIBLE FOR ANY DAMAGE TO LANDSCAPED AREAS AND MUST MAKE ALL NECESSARY RESTORATIONS AND REPAIRS, TO THE SATISFACTION OF THE DEPARTMENTAL REPRESENTATIVE.
  7. CONTRACTOR IS RESPONSIBLE FOR ALL CONSTRUCTION METHODS

PERMITS AND STANDARDS

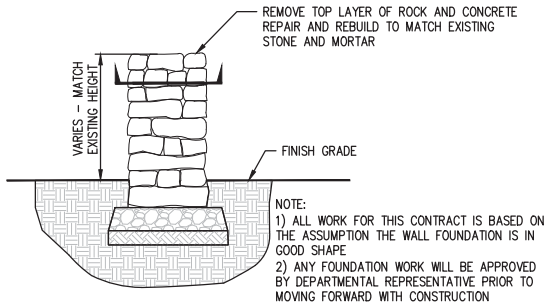
1. ALL ANCILLARY WORK NORMALLY ASSOCIATED WITH THIS TYPE OF CONSTRUCTION SHALL BE DEEMED TO BE PART OF THE CONTRACT.

MATERIALS

1. THE CONTRACTOR SHALL SUPPLY ALL MATERIAL IN QUANTITIES SUFFICIENT TO COMPLETE THE WORK SHOWN ON THE DRAWINGS. ANY DISCREPANCIES IN QUANTITIES SHALL BE REPORTED TO THE DEPARTMENTAL REPRESENTATIVE FOR DIRECTION.
2. NO SUBSTITUTION OF MATERIAL, PRODUCTS OR QUANTITIES SHALL BE PERMITTED WITHOUT PRIOR CONSENT OF THE DEPARTMENTAL REPRESENTATIVE.

GENERAL

1. THIS DRAWING IS TO BE READ IN CONJUNCTION WITH THE WRITTEN SPECIFICATIONS, DRAWINGS AND DETAILS FOR THIS PROJECT.
2. ANY AMBIGUITY IN THIS DRAWING OR ACCOMPANYING DETAILS IS TO BE REPORTED TO THE DEPARTMENTAL REPRESENTATIVE FOR DIRECTION. THE CONTRACTOR IS NOT TO PROCEED IN UNCERTAINTY.
3. LIMITS OF THE WORK ARE TO BE CLEARLY UNDERSTOOD BY THE CONTRACTOR PRIOR TO ANY WORK TAKING PLACE ON SITE. THE CONTRACTOR IS TO CONTACT THE DEPARTMENTAL REPRESENTATIVE FOR CLARIFICATION IF REQUIRED.
4. THE CONTRACTOR IS TO VERIFY ALL DIMENSIONS AND REPORT ANY DISCREPANCIES TO DEPARTMENTAL REPRESENTATIVE.
5. ALL MEASUREMENTS ARE IN MILLIMETRES UNLESS OTHERWISE SPECIFIED.



NATURAL STONE WALL - SECTION

Scale: 1:20